

# ICE-O-Matic 48" Models

## PRELIMINARY SPECIFICATIONS

Detailed Information to be posted at a later date



- Ice Maker image is a representation
- Information presented here may change
- 48"W x 23.3"D x 26.9"H
- Modular head (Ice Storage Bin not shown)
- Unique dual exhaust for air cooled unit

CIM1406  
CIM1846  
CIM2246



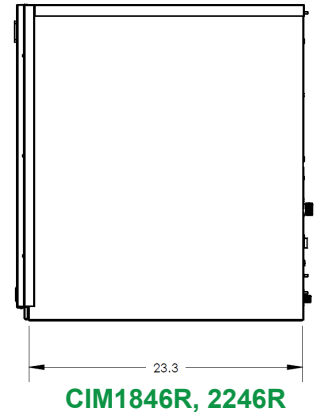

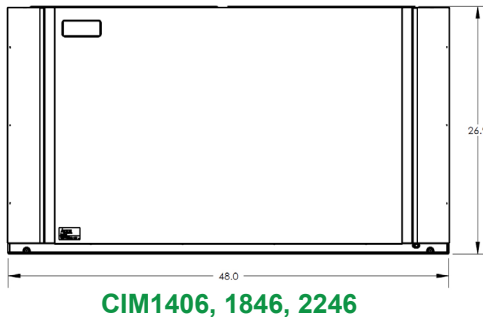
Model	48"w x 23.3"d x 26.9"h		Voltage	Production 24hrs *
CIM1446_A	Full or Half Cube	Air Cooled	208-230/60/1	1193 - 1542 lbs
CIM1446_R *	Full or Half Cube	Remote Cooled	208-230/60/1	1250 - 1475 lbs
CIM1846_R *	Full or Half Cube	Remote Cooled	208-230/60/1	1534 - 1698 lbs
CIM2246_R *	Full or Half Cube	Remote Cooled	208-230/60/1	1639 - 1824 lbs

These models aren't currently in production as of July 2018.

Official Ice-O-Matic specification sheets will replace this preliminary product information at a later date.

\* Remote condensers and line sets are required for remote cooled units.

● Note: The ice production values given are low and high values based on average production within a 24 hour period and maybe affected by air and water temperature, how the unit is being cooled and/or conditions where the unit is placed.



NOTE: This preliminary date sheet will be replaced by official manufacturer specification sheets.

