

# 1 Box Shelf

- Sturdy all welded construction (Powder Coated Black).
- Modular design allows for shelf stacking using 2" connectors.
- Holes built into each shelf to run BIB tubing from back to front.
- Flat or Inclined shelves can be purchased individually.
- Flat shelves can be purchased as a bulk pallet.
- 60 Lb weight capacity.



with hole panels

<b>1-BFFJ</b>	<b>1 Box Flat Shelf</b>
15" W x 17" D x 11" H	

Use connectors to stack shelves.

Stocked

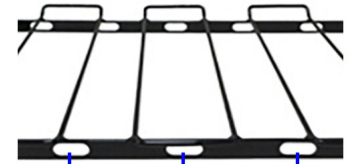


with glide panels

<b>1-BIFJ</b>	<b>1 Box Inclined</b>
15" W x 17" D x 12" H	

Use connectors to stack shelves.

Not Stocked



Large oblong holes built into each shelf to run BIB tubing from back

## Top Shelf



with hole panels

<b>1-BTSFJ</b>	<b>1 Box Top Shelf with hole panels</b>
15" W x 17" D x 8.5" H	

Use plastic connectors to stack shelf.

Not Stocked



Hole panel



glide panel

## Top Pump Mount



with glide panels



<b>1-BPM4FJG</b>	<b>1 Box Top Pump Mount for 4 Pumps</b>
15" W x 1" D x 24" H	

Stocked



2" Shelf Leg Connector

Modular shelves can be connected to create a complete BIB system.

# 2 Box Shelf


- Sturdy all welded construction (Powder Coated Black).
- Modular design allows for shelf stacking using 2" connectors.
- Holes built into each shelf to run BIB tubing from back to front.
- Flat or Inclined shelves can be purchased individually.
- Flat shelves can be purchased as a bulk pallet.
- 120-150 Lb weight capacity.



<b>2-BVFFJG</b>	<b>2/3 Box Flat/Vertical</b>
28" W x 17" D x 14" H	

Use plastic connectors to stack shelves.

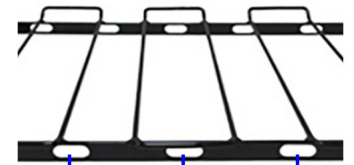
Stocked



<b>2-BIFJ</b>	<b>27" 2 Box Inclined</b>
27" W x 17" D x 12" H	

Use plastic connectors to stack shelves.

Not Stocked



Large oblong holes built into each shelf to run BIB tubing from back



glide panel

## Top Shelf



<b>C2-BTSFJ</b>	<b>2 Box Top Shelf with glide panels</b>
28" W x 17" D x 9" H	

Use plastic connectors to stack shelf.

Not Stocked



## Top Pump Mount



<b>2-BPM6FJG</b>	<b>27" Top Pump Mount</b>
27" W x 1" D x 24" H	

Not Stocked




<b>C2-BVPM6FJ</b>	<b>28" Top Pump Mount</b>
28" W x 1" D x 24" H	

Stocked

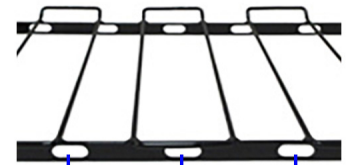
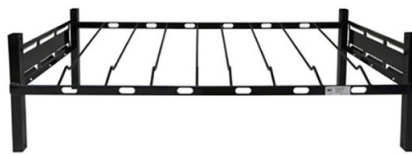
# 3 Box Shelf

- Sturdy all welded construction (Powder Coated Black).
- Modular design allows for shelf stacking using 2" connectors.
- Holes built into each shelf to run BIB tubing from back to front.
- Flat or Inclined shelves can be purchased individually.
- Flat shelves can be purchased as a bulk pallet.
- 180 Lb weight capacity.

with glide panels



with glide panels



Large oblong holes built into each shelf to run BIB tubing from back

<b>3-BVFFJG</b>	3/4 Box Flat/Vertical
39" W x 17" D x 14" H	

Use plastic connectors to stack shelves.

Stocked

<b>3-BIFJ</b>	3 Box Inclined
39" W x 17" D x 12" H	

Use plastic connectors to stack shelves.

Limited Stock



glide panel

## Top Shelf



<b>3-BTFJ</b>	3 Box Top Shelf
39" W x 17" D x 4" H	

Use plastic connectors to stack shelf.

Stocked




## 2" Shelf Leg Connector

Modular shelves can be connected to create a complete BIB system.

## Top Pump Mount



with glide panels



<b>3-BPM8FJG</b>	39" Top Pump Mount Riser
39" W x 1" D x 24" H	
Stocked	

<b>3-CPMFJG</b>	HALO Pump Mount
39" W x 17" D x 15.5" H	
Use plastic connectors to stack shelves.	
Stocked	

# BIB FLEX RACK SYSTEM w/ RISER

## Part # 44239-POWDER

28" BIB 2-Shelf, 3W X 2H

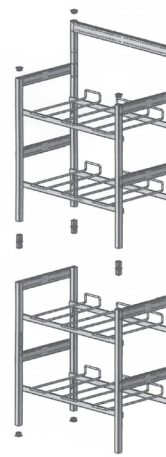
- Sturdy all welded construction.
- Powder coated grey.
- Two flat shelves, 3 wide x 2 high.
- 28" width.
- Pump riser included.
- Plastic feet and caps included.
- Rack can be stacked using rack connectors.
- Pre-packaged, ready to assemble.



Each rack shelf provides storage for up to three (3) Bag-In-Box (BIB)



Side View



Stackable  
(connectors not included)



Exclusive

Bag-In-Box Rack Systems

# Build to order Bag-in-Box Rack Systems

For backroom application

We can ship fully assembled, one rack per pallet (additional freight carrier charges apply) or ship rack components for assembly and installation on site (Note: Installation and assembly on site is not covered by price)

**Pump Master  
Guaranteed**



Part #	Description
<b>BIB-10010</b>	6 Product w/ Riser
<b>BIB-10013</b>	8 Product w/ Riser
<b>BIB-10022</b>	10 Product w/ Riser

Part #	Description
<b>BIB.10014</b>	8 Product
<b>BIB.10080</b>	12 Product
<b>BIB.10090S</b>	16 Product w/ Top
<b>BIB.10092S</b>	20 Product w/ Top
<b>BIB.10093S</b>	24 Product w/ Top



- Sturdy all welded construction.
- Powder coated black rack.
- Uses BIB shelf systems components.
- Can also be custom built to specification.
- All BIB pumps, tubing, and connectors included.
- CO2 regulator(s) included.
- Pre-assembled to specification and strapped to pallet.
- **Great for backrooms, convenience stores, and restaurants.**

Part #	Description
<b>BIB.10090</b>	16 Product w/ Halo Pump Configuration
<b>BIB.10092</b>	20 Product w/ Halo Pump Configuration
<b>BIB.10093</b>	24 Product w/ Halo Pump Configuration



Select the type BIB connector if other than generic grey (The default is generic grey)

Bag-In-Box Rack Systems

**Pump Master  
Guaranteed**

**BUILD TO ORDER  
TEA OR JUICE  
BAG-IN-BOX DISPENSING SYSTEM**

- Sturdy all welded construction.
- Powder coated black rack.
- Uses BIB shelf system components.
- Custom built configurations to specification.
- Required BIB pumps, tubing, and connectors included.
- Required CO2 regulator(s) included.
- Includes mounted bargain.
- Pre-assembled to specification and strapped to pallet.
- **Great for nursing stations and health care facilities.**



Because these systems are custom built, there are no specific part numbers available. When ordering, provide details of type tea and/or juice system you require and the sales person will configure the system to your specification and provide a quote thereafter.

**Pre-built 4-Pump Bag-in-Box Rack System**

Flat Vertical Shelves with Pump Panel Riser

For use with Frozen Carbonated Beverage (FCB) machine or other related equipment



- Sturdy all welded construction.
- Powder coated black rack.
- Uses BIB shelf system components.
- Can also be custom built to specification.
- All BIB pumps, tubing, and standard connectors included.
- CO2 regulator included.
- Pre-assembled to specification and strapped to pallet.
- **Designed for use with FCB machines.**



**Part # BIB-10004**

- 15" wide x 17" deep x 69" high.
- Top box height 45".
- Modular design.
- Syrup lines feed through back of rack.



Each pre-built BIB rack comes with standard grey BIB connectors. If you require Pepsi or Coke connectors (green or red), please advise at time of order.


# Bag-in-Box Rack Systems and Backroom Packages

Whether its Convenience Stores, Restaurants, Fast Food Chains, Hospitals, or Hotels, we are experts at providing complete Ice, Beverage, and backroom packages to serve every need.

Flat Vertical with Louvered Pump Panel racks specially designed to hold 4 BIB boxes per shelf (boxes turned sideways).



Large center holes built into each shelf to run BIB tubing from the back.



Primary and secondary regulators mounted to rack for easy connection to system.



Side panels on each shelf provides pump mounting holes to add additional BIB pumps as necessary.



## HALO PUMP SYSTEM CONFIGURATION

We configure, build, assemble, and install backroom packages to fit your need