

# 1-800-322-4853

**PARTSMAN**

## Gulf Ice Systems, Inc. Comprehensive Parts Catalog

This file contains a library of parts related to Ice and Beverage Dispensing Equipment both stocked and non-stocked for specific vendors and manufacturers.

If you know the part number, enter it in a search field to find it in this list.











*DISCLAIMER: To the best of our knowledge, the information presented is valid and almost every item has been extensively researched for accuracy. As such, any misrepresentation of data may be a result of the source material or simple human error and is not intentional.*











### Field Descriptions:




- 1) **Picture:** Most parts have an associated image. For those without, "No Image Available," will be displayed.
- 2) **Vendor Item:** This is the respective official OEM part number listed for the manufacturer or a specific reference # for a vendor.
- 3) **GIS Item:** This is the Gulf Ice Systems part number listed in our system for this component and doesn't always match the manufacturer's OEM # due to interchanges, updates, and alterations that occurred over time.
- 4) **Alternate Item:** This field shows product numbers that are related to the OEM or are additional product # references that allow for more in-depth searches and linking.
- 5) **Vendor:** This field either identifies the related manufacturer or the vendor that this item is associated with.
- 6) **Item Description 1:** This is the product description.
- 7) **Item Description 2:** Additional information (Equipment model identifiers and replacement numbers are often referenced).
- 8) **UM:** Unit of Measure.
- 9) **Classification:** This is the general category or type of component the product is grouped in.
- 10) **NS:** Means, "Non-Stocked." If this field contains a check mark, the item isn't an inventory item and may require a special order from the vendor or manufacturer. As such, a lengthy lead time may be required even when it's drop-shipped.
- 11) **Non-Stocked, Lead Time:** Like "NS" this is a text identifier to indicate that the item is non-stocked and requires a lead time. Some non-stocked items may not be available from the manufacturer as they may not stock the item either. Regardless an extensive lead time or special order may be required. RETURNS of NS and Special Orders have a 25% restock or handling fee.











| Picture  | Vendor Item  | GIS Item     | Alternate Item | Vendor   | Item Description 01                           | Item Description 02 | UM | Classification    | NS                       |
|--|--------------|--------------|----------------|----------|---|---------------------|----|-------------------|--------------------------|
|    | 170-04102-00 | 170-04102-00 | 170-04102-00   | Accuflex | .265 ID X .457 OD<br>BRAIDED<br>BEVERAGE HOSE | 100' BOXED COIL     | FT | Hose,<br>Beverage | <input type="checkbox"/> |
|    | 170-04106-77 | 170-04106-77 |                | Accuflex | .265 ID X .517 OD<br>BRAIDED<br>BEVERAGE HOSE | 100' BOXED COIL     | FT | Hose,<br>Beverage | <input type="checkbox"/> |
|    | 170-04502-00 | 170-04502-00 |                | Accuflex | .265 ID X .457 OD<br>BRAIDED<br>BEVERAGE HOSE | 500' BOXED SPOOL    | FT | Hose,<br>Beverage | <input type="checkbox"/> |
|    | 170-04506-00 | 170-04506-00 |                | Accuflex | .265 ID X .517 OD<br>BRAIDED<br>BEVERAGE HOSE | 500' BOXED SPOOL    | FT | Hose,<br>Beverage | <input type="checkbox"/> |
|    | 170-06100-77 | 170-06100-77 | 2510952        | Accuflex | .380 ID X .593 OD<br>BRAIDED<br>BEVERAGE HOSE | 100' BOXED COIL     | FT | Hose,<br>Beverage | <input type="checkbox"/> |
|    | 170-06300-00 | 170-06300-00 | 1030681        | Accuflex | .380 ID X .635 OD<br>BRAIDED<br>BEVERAGE HOSE | 300' BOXED SPOOL    | FT | Hose,<br>Beverage | <input type="checkbox"/> |
|   | 170-06500-00 | 170-06500-00 |                | Accuflex | .380 ID X .593 OD<br>BRAIDED<br>BEVERAGE HOSE | 500' BOXED SPOOL    | FT | Hose,<br>Beverage | <input type="checkbox"/> |
|  | 170-08100-00 | 170-08100-00 |                | Accuflex | 1/2" ID BRAIDED<br>BEVERAGE HOSE              | 100' BOXED COIL     | FT | Hose,<br>Beverage | <input type="checkbox"/> |
|  | 170-08500-00 | 170-08500-00 |                | Accuflex | .510 ID X .740 OD<br>BRAIDED<br>BEVERAGE HOSE | 500' BOXED SPOOL    | FT | Hose,<br>Beverage | <input type="checkbox"/> |
|  | 172-04102-77 | 172-04102-77 |                | Accuflex | .265 ID X .457 OD<br>BRAIDED<br>BEVERAGE HOSE | 100' BOXED COIL     | FT | Hose,<br>Beverage | <input type="checkbox"/> |


| Picture  | Vendor Item  | GIS Item     | Alternate Item | Vendor   | Item Description 01                           | Item Description 02                   | UM | Classification      | NS                       |
|--|--------------|--------------|----------------|----------|---|---------------------------------------|----|---------------------|--------------------------|
|    | 172-06100-77 | 172-06100-77 |                | Accuflex | .380 ID X .593 OD<br>BRAIDED<br>BEVERAGE HOSE | 100' BOXED COIL                       | FT | Hose,<br>Beverage   | <input type="checkbox"/> |
|    | 172-06300-00 | 172-06300-00 | 1029547        | Accuflex | 3/8" ID BRAIDED<br>BEVERAGE HOSE              | 300' BOXED SPOOL                      | FT | Hose,<br>Beverage   | <input type="checkbox"/> |
|    | 172-08100-77 | 172-08100-77 |                | Accuflex | 1/2" ID BRAIDED<br>BEVERAGE HOSE              | 100' BOXED COIL,<br>WHITE TRACER, NSF | FT | Hose,<br>Beverage   | <input type="checkbox"/> |
|    | 172-08300-00 | 172-08300-00 |                | Accuflex | 1/2" ID BRAIDED<br>BEVERAGE HOSE              | 300' BOXED SPOOL                      | FT | Hose,<br>Beverage   | <input type="checkbox"/> |
|    | 174-04110-00 | 174-04110-00 |                | Accuflex | .265 ID X .517 OD<br>REDLINE MYLAR<br>TUBING  | 100', COCA-COLA                       | FT | Tubing,<br>Beverage | <input type="checkbox"/> |
|    | 174-04112-00 | 174-04112-00 |                | Accuflex | .265 ID X .465 OD<br>REDLINE MYLAR<br>TUBING  | 100', COCA-COLA                       | FT | Tubing,<br>Beverage | <input type="checkbox"/> |
|   | 174-04510-77 | 174-04510-00 |                | Accuflex | .265 ID X .517 OD<br>REDLINE MYLAR<br>TUBING  | 500' SPOOL, COCA-<br>COLA             | FT | Tubing,<br>Beverage | <input type="checkbox"/> |
|  | 174-04512-00 | 174-04512-00 |                | Accuflex | .265 ID X .465 OD<br>REDLINE MYLAR<br>TUBING  | 500', COCA-COLA                       | FT | Tubing,<br>Beverage | <input type="checkbox"/> |
|  | 175-04500-00 | 175-04500-00 | 1030842        | Accuflex | .265 ID X .420 OD<br>BRAIDED BARRIER<br>HOSE  | 500' SPOOL                            | FT | Hose,<br>Beverage   | <input type="checkbox"/> |
|  | 175-06300-00 | 175-06300-00 | 1030843        | Accuflex | 3/8" ID BRAIDED<br>BARRIER HOSE               | .380 ID X .535 OD,<br>300' SPOOL      | FT | Hose,<br>Beverage   | <input type="checkbox"/> |

| Picture  | Vendor Item   | GIS Item      | Alternate Item | Vendor   | Item Description 01                          | Item Description 02          | UM | Classification      | NS                       |
|--|---------------|---------------|----------------|----------|--|------------------------------|----|---------------------|--------------------------|
|    | 175-C61B0-10  | 175-C61B0-10  |                | Accuflex | .375 ID X .535 OD<br>BLACK BRAIDED<br>TUBING | 100' BOXED COIL              | FT | Tubing,<br>Beverage | <input type="checkbox"/> |
|    | 175-C81B0-10  | 175-C81B0-10  |                | Accuflex | .510 ID X .675 OD<br>BLACK BRAIDED<br>TUBING | 100' BOXED COIL              | FT | Tubing,<br>Beverage | <input type="checkbox"/> |
|    | 180-04500-SIL | 180-04500-SIL |                | Accuflex | .265 ID X .457 OD<br>BRAIDED BARRIER<br>HOSE | SILVER JACKET,<br>500' SPOOL | FT | Hose,<br>Beverage   | <input type="checkbox"/> |
|    | 180-06300-SIL | 180-06300-SIL | 2521656        | Accuflex | 3/8" ID BRAIDED<br>BARRIER HOSE X<br>300'    | SILVER JACKET,<br>300' SPOOL | FT | Hose,<br>Beverage   | <input type="checkbox"/> |
|    | 180-08100-SIL | 180-08100-SIL | 1045057        | Accuflex | 1/2" ID BRAIDED<br>BARRIER HOSE X<br>100'    | SILVER JACKET,<br>100' SPOOL | FT | Hose,<br>Beverage   | <input type="checkbox"/> |
|    | 180-08300-SIL | 180-08300-SIL | 2510044        | Accuflex | 1/2" ID BRAIDED<br>BARRIER HOSE X<br>300'    | SILVER JACKET,<br>300' SPOOL | FT | Hose,<br>Beverage   | <input type="checkbox"/> |
|   | 200-0408X100  | 200-0408X100  | 1040819        | Accuflex | 1/4 ID X 1/2 OD BIB<br>TUBING                | 100' PAYOUT<br>CARTON        | FT | Tubing,<br>Beverage | <input type="checkbox"/> |
|  | 200-0509X100  | 200-0509X100  |                | Accuflex | 5/16 X 9/16 BIB<br>TUBING                    | 100' PAYOUT<br>CARTON        | FT | Tubing,<br>Beverage | <input type="checkbox"/> |
|  | 200-0610X100  | 200-0610X100  | 1029549        | Accuflex | 3/8" ID X 5/8" OD<br>BIB BEVERAGE<br>TUBING  | 100' PAYOUT<br>CARTON        | FT | Tubing,<br>Beverage | <input type="checkbox"/> |
|  | 200-0610X500  | 200-0610X500  | 1048733        | Accuflex | 3/8" ID X 5/8" OD<br>BIB TUBING              | 500' BOXED SPOOL             | FT | Tubing,<br>Beverage | <input type="checkbox"/> |











| Picture  | Vendor Item  | GIS Item     | Alternate Item | Vendor   | Item Description 01                                | Item Description 02   | UM | Classification      | NS                       |
|--|--------------|--------------|----------------|----------|--|-----------------------|----|---------------------|--------------------------|
|    | 213-08120-00 | 213-08120-00 |                | Accuflex | 1/2" ID X 3/4" OD<br>BLACK DRAIN<br>TUBING         | 100' PAYOUT<br>CARTON | FT | Tubing, Drain       | <input type="checkbox"/> |
|    | 213-10140-00 | 213-10140-00 |                | Accuflex | 5/8" ID X 7/8" OD<br>BLACK DRAIN<br>TUBING         | 100' BOXED COIL       | FT | Tubing, Drain       | <input type="checkbox"/> |
|    | 213-12160-00 | 213-12160-00 |                | Accuflex | 3/4" ID X 1" OD<br>BLACK DRAIN<br>TUBING           | 100' BOXED COIL       | FT | Tubing, Drain       | <input type="checkbox"/> |
|    | 213-16200-00 | 213-16200-00 |                | Accuflex | 1" ID X 1-1/4" OD<br>BLACK DRAIN<br>TUBING         | 100' WRAPPED<br>COIL  | FT | Tubing, Drain       | <input type="checkbox"/> |
|    | 220-0440X500 | 220-0440X500 |                | Accuflex | 1/4 OD POLY<br>TUBING, 0.170 in.<br>ID, 1/4 in. OD | 500'                  | FT | Tubing,<br>Beverage | <input type="checkbox"/> |
|    | 220-0662X500 | 220-0662X500 |                | Accuflex | 3/8 OD POLY<br>TUBING, 0.250 in.<br>ID, 3/8 in. OD | 500'                  | FT | Tubing,<br>Beverage | <input type="checkbox"/> |
|   | 224-08620-08 | 224-08620-08 |                | Accuflex | .380 ID X .580 OD<br>POLY TUBING                   | 500' BOXED SPOOL      | FT | Tubing,<br>Beverage | <input type="checkbox"/> |
|  | 235-0662X500 | 235-0662X500 |                | Accuflex | 1/4 ID X 3/8 OD<br>BEV-SEAL ULTRA<br>TUBING        | 500' SPOOL            | FT | Tubing,<br>Beverage | <input type="checkbox"/> |
|  | 235-0862X100 | 235-0862X100 |                | Accuflex | 3/8 OD BEV-SEAL<br>ULTRA BEVERAGE<br>TUBING        | (100')                | FT | Tubing,<br>Beverage | <input type="checkbox"/> |
|  | 235-0862X500 | 235-0862X500 |                | Accuflex | 3/8 OD BEV-SEAL<br>ULTRA BEVERAGE<br>TUBING        | 500' SPOOL            | FT | Tubing,<br>Beverage | <input type="checkbox"/> |

| Picture  | Vendor Item     | GIS Item        | Alternate Item | Vendor   | Item Description 01                    | Item Description 02                  | UM | Classification          | NS                       |
|--|-----------------|-----------------|----------------|----------|--|--------------------------------------|----|-------------------------|--------------------------|
|    | 954-01          | 954-01          | 2589563        | Accuflex | LARGE BUNDLE CUTTER FOR HOSE OR TUBING |                                      | EA | TOOL                    | <input type="checkbox"/> |
|   | 954-03          | 954-03          | 954-03000-00   | Accuflex | REPLACEMENT BLADE FOR 954-01 (CUTTER)  |                                      | EA | PART                    | <input type="checkbox"/> |
|    | 959-01          | 959-01          | 2589565        | Accuflex | KURI-SNIP CUTTER FOR HOSE OR TUBING    |                                      | EA | TOOL                    | <input type="checkbox"/> |
|    | 959-03          | 959-03          | 959-03000-00   | Accuflex | REPLACEMENT BLADE FOR 959-01           | (KURI-SNIP REPLACEMENT BLADE)        | EA | PART                    | <input type="checkbox"/> |
|    | 973-0008002X250 | 973-0008002X250 |                | Accuflex | BEV-SEAL ULTRA 10-LINE ALL 3/8" ID     | INSULATED BUNDLE, 250' REEL          | FT | Tubing, Beverage Bundle | <input type="checkbox"/> |
|    | 973-0010004X250 | 973-0010004X250 |                | Accuflex | BEV-SEAL ULTRA 14-LINE ALL 3/8" ID     | INSULATED BUNDLE, 250' REEL          | FT | Tubing, Beverage Bundle | <input type="checkbox"/> |
|   | 973-0012004X250 | 973-0012004X250 |                | Accuflex | BEV-SEAL ULTRA 16-LINE ALL 3/8" ID     | INSULATED BUNDLE, 250' REEL          | FT | Tubing, Beverage Bundle | <input type="checkbox"/> |
|  | 974-00080-01    | 974-00080-01    |                | Accuflex | BEV-SEAL ULTRA 8-LINE ALL 3/8" ID      | BARRIER BUNDLE TUBING, SILVER JACKET | FT | Tubing, Beverage Bundle | <input type="checkbox"/> |
|  | 974-00080-02    | 974-00080-02    |                | Accuflex | BEV-SEAL ULTRA 8-LINE ALL 3/8" ID      | BARRIER BUNDLE TUBING, SILVER JACKET | FT | Tubing, Beverage Bundle | <input type="checkbox"/> |
|  | 974-00100-01    | 974-00100-01    | 1029541        | Accuflex | BEV-SEAL ULTRA 10-LINE ALL 3/8" ID     | BARRIER BUNDLE TUBING, SILVER JACKET | FT | Tubing, Beverage Bundle | <input type="checkbox"/> |










| Picture  | Vendor Item   | GIS Item         | Alternate Item | Vendor   | Item Description 01                | Item Description 02                  | UM | Classification          | NS                       |
|--|---------------|------------------|----------------|----------|------------------------------------|--------------------------------------|----|-------------------------|--------------------------|
|    | 974-00100-01R | 974-00100-01-RED |                | Accuflex | BEV-SEAL ULTRA 10-LINE ALL 3/8" ID | BARRIER BUNDLE TUBING, RED JACKET    | FT | Tubing, Beverage Bundle | <input type="checkbox"/> |
|    | 974-00100-02  | 974-00100-02     | 1029772        | Accuflex | BEV-SEAL ULTRA 10-LINE ALL 3/8" ID | BARRIER BUNDLE TUBING, SILVER JACKET | FT | Tubing, Beverage Bundle | <input type="checkbox"/> |
|    | 974-00100-02R | 974-00100-02-RED |                | Accuflex | BEV-SEAL ULTRA 10-LINE ALL 3/8" ID | BARRIER BUNDLE TUBING, RED JACKET    | FT | Tubing, Beverage Bundle | <input type="checkbox"/> |
|    | 974-00100-05  | 974-00100-05     | 1029773        | Accuflex | BEV-SEAL ULTRA 10-LINE ALL 3/8" ID | BARRIER BUNDLE TUBING, SILVER JACKET | FT | Tubing, Beverage Bundle | <input type="checkbox"/> |
|    | 974-00120-01  | 974-00120-01     | 1029542        | Accuflex | BEV-SEAL ULTRA 12-LINE ALL 3/8" ID | BARRIER BUNDLE TUBING, SILVER JACKET | FT | Tubing, Beverage Bundle | <input type="checkbox"/> |
|    | 974-00120-02  | 974-00120-02     | 1029774        | Accuflex | BEV-SEAL ULTRA 12-LINE ALL 3/8" ID | BARRIER BUNDLE TUBING, SILVER JACKET | FT | Tubing, Beverage Bundle | <input type="checkbox"/> |
|   | 974-00140-01  | 974-00140-01     | 1029543        | Accuflex | BEV-SEAL ULTRA 14-LINE ALL 3/8" ID | BARRIER BUNDLE TUBING, SILVER JACKET | FT | Tubing, Beverage Bundle | <input type="checkbox"/> |
|  | 974-00140-02  | 974-00140-02     | 1029776        | Accuflex | BEV-SEAL ULTRA 14-LINE ALL 3/8" ID | BARRIER BUNDLE TUBING, SILVER JACKET | FT | Tubing, Beverage Bundle | <input type="checkbox"/> |
|  | 974-00160-01  | 974-00160-01     | 1029545        | Accuflex | BEV-SEAL ULTRA 16-LINE ALL 3/8" ID | BARRIER BUNDLE TUBING, SILVER JACKET | FT | Tubing, Beverage Bundle | <input type="checkbox"/> |
|  | 974-00160-02  | 974-00160-02     | 1029778        | Accuflex | BEV-SEAL ULTRA 16-LINE ALL 3/8" ID | BARRIER BUNDLE TUBING, SILVER JACKET | FT | Tubing, Beverage Bundle | <input type="checkbox"/> |

| Picture  | Vendor Item   | GIS Item         | Alternate Item | Vendor   | Item Description 01                              | Item Description 02                        | UM | Classification                | NS                       |
|--|---------------|------------------|----------------|----------|--|--|----|-------------------------------|--------------------------|
|    | 974-07010-01  | 974-07010-01     |                | Accuflex | BEV-SEAL ULTRA (7)<br>.265 ID and (1) .380<br>ID | BARRIER BUNDLE<br>TUBING, SILVER<br>JACKET | FT | Tubing,<br>Beverage<br>Bundle | <input type="checkbox"/> |
|    | 974-07010-02  | 974-07010-02     | 2594002        | Accuflex | BEV-SEAL ULTRA (7)<br>.265 ID and (1) .380<br>ID | BARRIER BUNDLE<br>TUBING, SILVER<br>JACKET | FT | Tubing,<br>Beverage<br>Bundle | <input type="checkbox"/> |
|    | 974-08020-01  | 974-08020-01     | 1029723        | Accuflex | BEV-SEAL ULTRA (8)<br>.265 ID and (2) .380<br>ID | BARRIER BUNDLE<br>TUBING, SILVER<br>JACKET | FT | Tubing,<br>Beverage<br>Bundle | <input type="checkbox"/> |
|    | 974-08020-01R | 974-08020-01-RED |                | Accuflex | BEV-SEAL ULTRA (8)<br>.265 ID and (2) .380<br>ID | BARRIER BUNDLE<br>TUBING, RED<br>JACKET    | FT | Tubing,<br>Beverage<br>Bundle | <input type="checkbox"/> |
|    | 974-08020-01S | 974-08020-01S    |                | Accuflex | BEV-SEAL ULTRA (8)<br>.265 ID and (2) .380<br>ID | BARRIER BUNDLE<br>TUBING, BLACK<br>JACKET  | FT | Tubing,<br>Beverage<br>Bundle | <input type="checkbox"/> |
|    | 974-08020-02  | 974-08020-02     | 1029780        | Accuflex | BEV-SEAL ULTRA (8)<br>.265 ID and (2) .380<br>ID | BARRIER BUNDLE<br>TUBING, SILVER<br>JACKET | FT | Tubing,<br>Beverage<br>Bundle | <input type="checkbox"/> |
|   | 974-08020-02R | 974-08020-02-RED |                | Accuflex | BEV-SEAL ULTRA (8)<br>.265 ID and (2) .380<br>ID | BARRIER BUNDLE<br>TUBING, RED<br>JACKET    | FT | Tubing,<br>Beverage<br>Bundle | <input type="checkbox"/> |
|  | 974-08020-05  | 974-08020-05     | 1029781        | Accuflex | BEV-SEAL ULTRA (8)<br>.265 ID and (2) .380<br>ID | BARRIER BUNDLE<br>TUBING, SILVER<br>JACKET | FT | Tubing,<br>Beverage<br>Bundle | <input type="checkbox"/> |
|  | 974-08020-05R | 974-08020-05-RED |                | Accuflex | BEV-SEAL ULTRA (8)<br>.265 ID and (2) .380<br>ID | BARRIER BUNDLE<br>TUBING, RED<br>JACKET    | FT | Tubing,<br>Beverage<br>Bundle | <input type="checkbox"/> |
|  | 974-08040-01  | 974-08040-01     |                | Accuflex | BEV-SEAL ULTRA (8)<br>.265 ID and (4) .380<br>ID | BARRIER BUNDLE<br>TUBING, SILVER<br>JACKET | FT | Tubing,<br>Beverage<br>Bundle | <input type="checkbox"/> |






















| Picture  | Vendor Item      | GIS Item         | Alternate Item | Vendor   | Item Description 01                         | Item Description 02                  | UM | Classification          | NS                       |
|--|------------------|------------------|----------------|----------|---|--------------------------------------|----|-------------------------|--------------------------|
|    | 974-08040-02     | 974-08040-02     | 1029783        | Accuflex | BEV-SEAL ULTRA (8) .265 ID and (4) .380 ID  | BARRIER BUNDLE TUBING, SILVER JACKET | FT | Tubing, Beverage Bundle | <input type="checkbox"/> |
|    | 974-10020-01     | 974-10020-01     | 1029785        | Accuflex | BEV-SEAL ULTRA (10) .265 ID and (2) .380 ID | BARRIER BUNDLE TUBING, SILVER JACKET | FT | Tubing, Beverage Bundle | <input type="checkbox"/> |
|    | 974-10020-01R    | 974-10020-01-RED |                | Accuflex | BEV-SEAL ULTRA (10) .265 ID and (2) .380 ID | BARRIER BUNDLE TUBING, RED JACKET    | FT | Tubing, Beverage Bundle | <input type="checkbox"/> |
|    | 974-10020-02     | 974-10020-02     |                | Accuflex | BEV-SEAL ULTRA (10) .265 ID and (2) .380 ID | BARRIER BUNDLE TUBING, SILVER JACKET | FT | Tubing, Beverage Bundle | <input type="checkbox"/> |
|    | 974-10020-02R    | 974-10020-02-RED |                | Accuflex | BEV-SEAL ULTRA (10) .265 ID and (2) .380 ID | BARRIER BUNDLE TUBING, RED JACKET    | FT | Tubing, Beverage Bundle | <input type="checkbox"/> |
|    | 974-10040-01     | 974-10040-01     |                | Accuflex | BEV-SEAL ULTRA (10) .265 ID and (4) .380 ID | BARRIER BUNDLE TUBING, SILVER JACKET | FT | Tubing, Beverage Bundle | <input type="checkbox"/> |
|   | 974-10040-02     | 974-10040-02     |                | Accuflex | BEV-SEAL ULTRA (10) .265 ID and (4) .380 ID | BARRIER BUNDLE TUBING, SILVER JACKET | FT | Tubing, Beverage Bundle | <input type="checkbox"/> |
|  | 974H-00080012-01 | 974H-00080012-01 |                | Accuflex | BEV-SEAL ULTRA 974H, 11-LINE BUNDLE         | TUBING, 100' COIL, SILVER JACKET     | FT | Tubing, Beverage Bundle | <input type="checkbox"/> |
|  | 974H-00100012-01 | 974H-00100012-01 | 1041889        | Accuflex | BEV-SEAL ULTRA 974H, 13-LINE BUNDLE         | TUBING, 100' COIL, SILVER JACKET     | FT | Tubing, Beverage Bundle | <input type="checkbox"/> |
|  | 974H-00100012-02 | 974H-00100012-02 | 1041890        | Accuflex | BEV-SEAL ULTRA 974H, 13-LINE BUNDLE         | TUBING, 200' REEL, SILVER JACKET     | FT | Tubing, Beverage Bundle | <input type="checkbox"/> |









| Picture  | Vendor Item      | GIS Item         | Alternate Item | Vendor   | Item Description 01                 | Item Description 02              | UM | Classification          | NS                       |
|--|------------------|------------------|----------------|----------|-------------------------------------|----------------------------------|----|-------------------------|--------------------------|
|    | 974H-00100012-05 | 974H-00100012-05 | 1041891        | Accuflex | BEV-SEAL ULTRA 974H, 13-LINE BUNDLE | TUBING, 500' REEL, SILVER JACKET | FT | Tubing, Beverage Bundle | <input type="checkbox"/> |
|    | 974H-00100012-50 | 974H-00100012-50 |                | Accuflex | BEV-SEAL ULTRA 974H, 13-LINE BUNDLE | TUBING, 50' COIL, SILVER JACKET  | FT | Tubing, Beverage Bundle | <input type="checkbox"/> |
|    | 974H-00120012-01 | 974H-00120012-01 | 1041892        | Accuflex | BEV-SEAL ULTRA 974H, 15-LINE BUNDLE | TUBING, 100' COIL, SILVER JACKET | FT | Tubing, Beverage Bundle | <input type="checkbox"/> |
|    | 974H-00120012-02 | 974H-00120012-02 | 1041894        | Accuflex | BEV-SEAL ULTRA 974H, 15-LINE BUNDLE | TUBING, 200' REEL, SILVER JACKET | FT | Tubing, Beverage Bundle | <input type="checkbox"/> |
|    | 974H-00120012-05 | 974H-00120012-05 | 1041895        | Accuflex | BEV-SEAL ULTRA 974H, 15-LINE BUNDLE | TUBING, 500' REEL, SILVER JACKET | FT | Tubing, Beverage Bundle | <input type="checkbox"/> |
|    | 974H-00140012-01 | 974H-00140012-01 | 1041898        | Accuflex | BEV-SEAL ULTRA 974H, 17-LINE BUNDLE | TUBING, 100' COIL, SILVER JACKET | FT | Tubing, Beverage Bundle | <input type="checkbox"/> |
|   | 974H-00140012-02 | 974H-00140012-02 | 1041901        | Accuflex | BEV-SEAL ULTRA 974H, 17-LINE BUNDLE | TUBING, 200' REEL, SILVER JACKET | FT | Tubing, Beverage Bundle | <input type="checkbox"/> |
|  | 975-0012000-01B  | 975-0012000-01B  |                | Accuflex | 12-3/8 BRAIDED BUNDLE TUBING, BLACK | 100' COIL                        | FT | Tubing, Beverage Bundle | <input type="checkbox"/> |
|  | 975-0012000-02B  | 975-0012000-02B  |                | Accuflex | 12-3/8 BRAIDED BUNDLE TUBING, BLACK | 200' REEL                        | FT | Tubing, Beverage Bundle | <input type="checkbox"/> |
|  | 975-C0014000-02  | 975-C0014000-02  |                | Accuflex | 14-3/8 BRAIDED BUNDLE TUBING, RED   | 200' REEL, 3/8"ID                | FT | Tubing, Beverage Bundle | <input type="checkbox"/> |





| Picture  | Vendor Item   | GIS Item      | Alternate Item | Vendor   | Item Description 01                         | Item Description 02   | UM | Classification | NS                       |
|--|---------------|---------------|----------------|----------|---|-----------------------|----|----------------|--------------------------|
|    | DHG20MMX100   | DHG20MMX100   |                | Accuflex | .750" ID X 1.08" OD GREY CORRUGATED         | DRAIN HOSE 100' COIL  | FT | Tubing, Drain  | <input type="checkbox"/> |
|    | DHG27MMX100   | DHG27MMX100   |                | Accuflex | 1.00" ID X 1.30" OD GRAY CORRUGATED         | DRAIN HOSE, 100' COIL | FT | Tubing, Drain  | <input type="checkbox"/> |
|    | K010-0406X100 | K010-0406X100 |                | Accuflex | 1/4 ID X 3/8 OD CLEAR PVC TUBING, 100' COIL |                       | FT | Tubing, PVC    | <input type="checkbox"/> |
|    | K010-0408X100 | K010-0408X100 |                | Accuflex | 1/4 ID X 1/2 OD CLEAR PVC TUBING, 100' COIL |                       | FT | Tubing, PVC    | <input type="checkbox"/> |
|    | K010-0507X100 | K010-0507X100 |                | Accuflex | 5/16 ID X 7/16 OD CLEAR PVC TUBING, 100'    | COIL                  | FT | Tubing, PVC    | <input type="checkbox"/> |
|    | K010-0610X100 | K010-0610X100 |                | Accuflex | 3/8 ID X 5/8 CLEAR PVC TUBING, 100' COIL    |                       | FT | Tubing, PVC    | <input type="checkbox"/> |
|   | K010-0812X100 | K010-0812X100 |                | Accuflex | 1/2 ID X 3/4 OD CLEAR PVC TUBING, 100' COIL |                       | FT | Tubing, PVC    | <input type="checkbox"/> |
|  | K010-1014X100 | K010-1014X100 |                | Accuflex | 5/8 ID X 7/8 OD CLEAR PVC TUBING, 100' COIL |                       | FT | Tubing, PVC    | <input type="checkbox"/> |
|  | K010-1216X100 | K010-1216X100 |                | Accuflex | 3/4 ID X 1 OD CLEAR PVC TUBING, 100' COIL   |                       | FT | Tubing, PVC    | <input type="checkbox"/> |
|  | K010-1620X100 | K010-1620X100 |                | Accuflex | 1 ID X 1-1/4 OD CLEAR PVC TUBING, 100' COIL |                       | FT | Tubing, PVC    | <input type="checkbox"/> |

| Picture  | Vendor Item  | GIS Item     | Alternate Item | Vendor        | Item Description 01                    | Item Description 02          | UM | Classification     | NS                       |
|--|--------------|--------------|----------------|---------------|--|------------------------------|----|--------------------|--------------------------|
|    | K3150-04X100 | K3150-04X100 | 1043751        | Accuflex      | 1/4 ID CLEARBRAID REINFORCED PVC HOSE  | 100' COIL                    | FT | Hose, Beverage     | <input type="checkbox"/> |
|    | K3150-06X100 | K3150-06X100 |                | Accuflex      | 3/8 ID CLEARBRAID REINFORCED PVC HOSE  | 100' COIL                    | FT | Hose, Beverage     | <input type="checkbox"/> |
|    | K6158-06X300 | K6158-06     |                | Accuflex      | 3/8 ID KURI-TEC BRAIDED PVC WATER HOSE | 300' REEL, GREY              | FT | Hose, Beverage     | <input type="checkbox"/> |
|    | K6158-08X300 | K6158-08     |                | Accuflex      | 1/2 ID KURI-TEC BRAIDED PVC WATER HOSE | 300' REEL, GREY              | FT | Hose, Beverage     | <input type="checkbox"/> |
|    | K7160-16X100 | K7160-16X100 | 2592979        | Accuflex      | 1" ID POLYSPRING REINFORCED PVC HOSE   | 100' COIL, 1" ID X 1.297" OD | FT | Hose, Beverage     | <input type="checkbox"/> |
|    | K7160-32X50  | K7160-32X50  |                | Accuflex      | 2" ID POLYSPRING REINFORCED PVC HOSE   | 50' COIL, 2" ID X 2.391" OD  | FT | Hose, Beverage     | <input type="checkbox"/> |
|   | 10030        | 10030        |                | Barnett Brass | 95/5 SOLDER (1#)                       |                              | EA | Accessory, General | <input type="checkbox"/> |
|  | 1008         | 1008         |                | Barnett Brass | FITTING, 1/8" ID X 1/4" OD C TO C      |                              | EA | Fitting, General   | <input type="checkbox"/> |
|  | 100-8        | 100-8        |                | Barnett Brass | FITTING, L, GAV, 1/2" FPT              |                              | EA | Fitting, General   | <input type="checkbox"/> |
|  | 1009         | 1009         |                | Barnett Brass | FITTING, 1/4" ID X 3/8" OD C TO C      |                              | EA | Fitting, General   | <input type="checkbox"/> |











| Picture   | Vendor Item | GIS Item | Alternate Item | Vendor        | Item Description 01                            | Item Description 02 | UM | Classification   | NS                       |
|---|-------------|----------|----------------|---------------|--|---------------------|----|------------------|--------------------------|
|    | 1017        | 1017     |                | Barnett Brass | FITTING, 3/8" ID X<br>1/2" OD C TO C           |                     | EA | Fitting, General | <input type="checkbox"/> |
|    | 1019        | 1019     |                | Barnett Brass | FITTING, 3/8" X<br>1/4" ID X 1/2" X<br>3/8" OD |                     | EA | Fitting, General | <input type="checkbox"/> |
|    | 1022        | 1022     |                | Barnett Brass | FITTING, 1/2" ID X<br>5/8" OD C TO C           |                     | EA | Fitting, General | <input type="checkbox"/> |
|    | 1023        | 1023     |                | Barnett Brass | FITTING, 1/2" X<br>3/8" ID X 5/8" X<br>1/2" OD |                     | EA | Fitting, General | <input type="checkbox"/> |
|    | 102632      | 102632   |                | Barnett Brass | FITTING, 1/4"<br>BRASS INSERT                  |                     | EA | Fitting, General | <input type="checkbox"/> |
|    | 1034        | 1034     |                | Barnett Brass | FITTING, 3/4" ID X<br>7/8" OD C TO C           |                     | EA | Fitting, General | <input type="checkbox"/> |
|   | 110-12-6    | 110-12-6 |                | Barnett Brass | FITTING, 3/4" X<br>3/8" BUSHING                |                     | EA | Fitting, General | <input type="checkbox"/> |
|  | 110-12-8    | 110-12-8 | 130352         | Barnett Brass | FITTING, 3/4" X<br>1/2" BUSHING                |                     | EA | Fitting, General | <input type="checkbox"/> |
|  | 110-8-6     | 110-8-6  | 130355         | Barnett Brass | FITTING, 1/2" X<br>3/8" BUSHING                |                     | EA | Fitting, General | <input type="checkbox"/> |
|  | 122331      | 122331   |                | Barnett Brass | 1 1/2" BUTTON<br>PLUG                          |                     | EA | PART             | <input type="checkbox"/> |

| Picture   | Vendor Item | GIS Item | Alternate Item | Vendor        | Item Description 01                                | Item Description 02 | UM | Classification           | NS                       |
|---|-------------|----------|----------------|---------------|--|---------------------|----|--------------------------|--------------------------|
|    | 122-4-4     | 122-4-4  |                | Barnett Brass | FITTING, UNION,<br>BR, 1/4" MPT (2),<br>HEX NIPPLE |                     | EA | Fitting, General         | <input type="checkbox"/> |
|    | 122-6       | 459990   |                | Barnett Brass | FITTING, UNION,<br>BR, 3/8" MPT (2)                |                     | EA | Fitting, General         | <input type="checkbox"/> |
|    | 131736      | 131736   |                | Barnett Brass | FITTING, T, BR, 3/8"<br>COMPRESSION (2)            |                     | EA | Fitting, General         | <input type="checkbox"/> |
|    | 132005      | 132005   |                | Barnett Brass | ICEMAKER KIT                                       |                     | EA | Accessory (Ice<br>Maker) | <input type="checkbox"/> |
|     | 1321115     | 1321115  |                | Barnett Brass | 3/4" PVC PIPE                                      |                     | FT | OTHER                    | <input type="checkbox"/> |
|    | 1902        | 1902-BB  |                | Barnett Brass | 1/4" (3/8 OD)<br>COPPER CLAD<br>STRAP              |                     | EA | Clamp or Tie             | <input type="checkbox"/> |
|    | 1903        | 1903     |                | Barnett Brass | 3/8" (1/2 OD)<br>COPPER CLAD<br>STRAP              |                     | EA | Clamp or Tie             | <input type="checkbox"/> |
|   | 1904        | 1904     |                | Barnett Brass | 1/2" (5/8 OD)<br>COPPER CLAD<br>STRAP              |                     | EA | Clamp or Tie             | <input type="checkbox"/> |
|  | 2009        | 2009     |                | Barnett Brass | FITTING, L, 1/4" ID<br>X 3/8" OD C TO C 90         |                     | EA | Fitting, General         | <input type="checkbox"/> |
|   | 2017        | 2017     |                | Barnett Brass | FITTING, L, 3/8" ID<br>X 1/2" OD C TO C 90         |                     | EA | Fitting, General         | <input type="checkbox"/> |

| Picture   | Vendor Item | GIS Item | Alternate Item | Vendor        | Item Description 01                            | Item Description 02 | UM | Classification   | NS                       |
|---|-------------|----------|----------------|---------------|--|---------------------|----|------------------|--------------------------|
|    | 2022        | 2022     |                | Barnett Brass | FITTING, L, 1/2" ID<br>X 5/8" OD C TO C 90     |                     | EA | Fitting, General | <input type="checkbox"/> |
|    | 2028        | 2028     |                | Barnett Brass | FITTING, L, 5/8" ID<br>X 3/4" OD C TO C 90     |                     | EA | Fitting, General | <input type="checkbox"/> |
|     | 2321        | 2321     |                | Barnett Brass | FITTING, L, 3/8"<br>STREET ELBOW               |                     | EA | Fitting, General | <input type="checkbox"/> |
|    | 2326        | 2236     |                | Barnett Brass | FITTING, L, 1/2"<br>STREET ELBOW               |                     | EA | Fitting, General | <input type="checkbox"/> |
|    | 2488215     | 2488215  |                | Barnett Brass | EXTRA LARGE<br>CLAMP, HOSE,<br>WORM            |                     | EA | Clamp or Tie     | <input type="checkbox"/> |
|    | 261063      | 261063   |                | Barnett Brass | FITTING, A, BR,<br>3/8" Bb X 1/4" MPT<br>BRASS |                     | EA | Fitting, General | <input type="checkbox"/> |
|   | 272420      | 272420   |                | Barnett Brass | FITTING, T, BR, 1/4"<br>COMPRESSION TEE        |                     | EA | Fitting, General | <input type="checkbox"/> |
|  | 272421      | 74-6     |                | Barnett Brass | FITTING, T, BR, 3/8"<br>COMPRESSION TEE        |                     | EA | Fitting, General | <input type="checkbox"/> |
|  | 2734        | 2734     |                | Barnett Brass | FITTING, L, 7/8" LR<br>COPPER ELBOW            |                     | EA | Fitting, General | <input type="checkbox"/> |
|   | 301033      | 301033   |                | Barnett Brass | LEAD FLASHING 3"                               |                     | EA | OTHER            | <input type="checkbox"/> |

| Picture   | Vendor Item | GIS Item | Alternate Item | Vendor        | Item Description 01                              | Item Description 02 | UM | Classification        | NS                       |
|---|-------------|----------|----------------|---------------|--|---------------------|----|-----------------------|--------------------------|
|     | 3466        | 3466     |                | Barnett Brass | ELECTRICAL TAPE                                  |                     | EA | Accessory,<br>General | <input type="checkbox"/> |
|    | 37-4        | 37-4     |                | Barnett Brass | FITTING, 1/4" OD<br>BRASS FLARE CAP              |                     | EA | Fitting, General      | <input type="checkbox"/> |
|    | 37-6        | 37-6     |                | Barnett Brass | FITTING, 3/8"<br>BRASS FLARE CAP                 |                     | EA | Fitting, General      | <input type="checkbox"/> |
|    | 37-8        | 37-8     |                | Barnett Brass | FITTING, 1/2"<br>BRASS FLARE CAP                 |                     | EA | Fitting, General      | <input type="checkbox"/> |
|    | 391544      | 391544   |                | Barnett Brass | FITTING, A, BR,<br>1/4" BARB X 1/4"<br>FPT BRASS |                     | EA | Fitting, General      | <input type="checkbox"/> |
|    | 391844      | H48-4-4  |                | Barnett Brass | FITTING, A, BR,<br>1/4" HOSE BARB X<br>1/4" MPT  |                     | EA | Fitting, General      | <input type="checkbox"/> |
|   | 391846      | H48-4-6  |                | Barnett Brass | FITTING, A, BR,<br>1/4" Bb X 3/8" MPT            |                     | EA | Fitting, General      | <input type="checkbox"/> |
|  | 391866      | H48-6-6  |                | Barnett Brass | FITTING, A, BR,<br>3/8" BARB HOSE X<br>3/8" MPT  |                     | EA | Fitting, General      | <input type="checkbox"/> |
|  | 391868      | 391868   |                | Barnett Brass | FITTING, A, BR,<br>3/8" HOSE BARB X<br>1/2" MPT  |                     | EA | Fitting, General      | <input type="checkbox"/> |
|  | 391888      | 391888   |                | Barnett Brass | FITTING, A, BR,<br>1/2" BARB HOSE X<br>1/2" MPT  |                     | EA | Fitting, General      | <input type="checkbox"/> |










| Picture   | Vendor Item | GIS Item | Alternate Item | Vendor        | Item Description 01                             | Item Description 02       | UM | Classification   | NS                       |
|---|-------------|----------|----------------|---------------|---|---------------------------|----|------------------|--------------------------|
|     | 39-6        | 39-6     |                | Barnett Brass | FITTING, BR, 3/8"<br>FFL SWIVEL<br>CONNECTOR    | Brass Flare Nut<br>Swivel | EA | Fitting, General | <input type="checkbox"/> |
|    | 4000        | 4000     |                | Barnett Brass | FITTING, T, 1/4" ID<br>X 3/8" OD C TO C<br>TO C |                           | EA | Fitting, General | <input type="checkbox"/> |
|    | 4001        | 4001     |                | Barnett Brass | FITTING, T, 3/8" ID<br>X 1/2" OD C TO C<br>TO C |                           | EA | Fitting, General | <input type="checkbox"/> |
|    | 4006        | 4006     |                | Barnett Brass | FITTING, T, 1/2" ID<br>X 5/8" OD C TO C<br>TO C |                           | EA | Fitting, General | <input type="checkbox"/> |
|    | 40-6        | 40-6     |                | Barnett Brass | FITTING, 3/8"<br>BRASS FLARE NUT                |                           | EA | Fitting, General | <input type="checkbox"/> |
|     | 411204      | MS6202   |                | Barnett Brass | 7/32-5/8 S/S<br>CLAMP, HOSE,<br>WORM            |                           | EA | Clamp or Tie     | <input type="checkbox"/> |
|    | 411208      | MS5008   |                | Barnett Brass | 7/16-1 S/S CLAMP,<br>HOSE, WORM                 |                           | EA | Clamp or Tie     | <input type="checkbox"/> |
|  | 411212      | 411212   |                | Barnett Brass | 11/16 - 1.25<br>CLAMP, HOSE,<br>WORM            |                           | EA | Clamp or Tie     | <input type="checkbox"/> |
|  | 41829       | 41829    |                | Barnett Brass | 1-1/2 GALVANIZED<br>HANGER STRAP                |                           | EA | Clamp or Tie     | <input type="checkbox"/> |
|  | 41S-4       | 41S-4    |                | Barnett Brass | FITTING, 1/4"<br>BRASS FLARE NUT                |                           | EA | Fitting, General | <input type="checkbox"/> |

| Picture  | Vendor Item | GIS Item | Alternate Item | Vendor        | Item Description 01                           | Item Description 02 | UM | Classification        | NS                       |
|--|-------------|----------|----------------|---------------|---|---------------------|----|-----------------------|--------------------------|
|   | 41S-6       | 41S-6    |                | Barnett Brass | FITTING, 3/8"<br>BRASS FLARE NUT              |                     | EA | Fitting, General      | <input type="checkbox"/> |
|   | 41S-8       | 41S-8    |                | Barnett Brass | FITTING, 1/2"<br>BRASS FLARE NUT              |                     | EA | Fitting, General      | <input type="checkbox"/> |
|    | 42-4        | 42-4     |                | Barnett Brass | FITTING, UNION,<br>BR, 1/4" MFL (2)           |                     | EA | Fitting, General      | <input type="checkbox"/> |
|   | 42-6        | 42-6     |                | Barnett Brass | FITTING, UNION,<br>BR, 3/8" MFL (2)           |                     | EA | Fitting, General      | <input type="checkbox"/> |
|   | 42-6-4      | 42-6-4   |                | Barnett Brass | FITTING, UNION,<br>BR, 3/8" MFL X<br>1/4" MFL |                     | EA | Fitting, General      | <input type="checkbox"/> |
|   | 42-8        | 42-8     |                | Barnett Brass | FITTING, UNION,<br>BR, 1/2" MFL (2)           |                     | EA | Fitting, General      | <input type="checkbox"/> |
|   | 44-4        | 44-4     |                | Barnett Brass | FITTING, T, BR, 1/4"<br>MFL (3)               |                     | EA | Fitting, General      | <input type="checkbox"/> |
|  | 44-6        | 44-6     |                | Barnett Brass | FITTING, T, BR, 3/8"<br>MFL (3)               |                     | EA | Fitting, General      | <input type="checkbox"/> |
|  | 461236      | 461236   |                | Barnett Brass | 2-HOLE PLASTIC<br>STRAP 1.5"                  |                     | EA | Clamp or Tie          | <input type="checkbox"/> |
|  | 461605      | 461605   |                | Barnett Brass | PREMIUM GRADE<br>DUCT TAPE                    |                     | EA | Accessory,<br>General | <input type="checkbox"/> |











| Picture   | Vendor Item | GIS Item | Alternate Item | Vendor        | Item Description 01                                 | Item Description 02 | UM | Classification   | NS                       |
|---|-------------|----------|----------------|---------------|---|---------------------|----|------------------|--------------------------|
|    | 46-4-4      | 46-4-4   |                | Barnett Brass | FITTING, A, BR,<br>1/4" FL X 1/4" FE<br>BRASS IPT   |                     | EA | Fitting, General | <input type="checkbox"/> |
|    | 46-6-8      | 46-6-8   |                | Barnett Brass | FITTING, A, BR,<br>3/8" MFL X 1/2" FE<br>BRASS IPT  |                     | EA | Fitting, General | <input type="checkbox"/> |
|    | 48-4-4      | 48-4-4   |                | Barnett Brass | FITTING, A, BR,<br>1/4" MFL X 1/4"<br>MPT BRASS IPT |                     | EA | Fitting, General | <input type="checkbox"/> |
|    | 48-4-6      | 48-4-6   |                | Barnett Brass | FITTING, A, BR,<br>1/4" MFL X 3/8"<br>MPT IPT       |                     | EA | Fitting, General | <input type="checkbox"/> |
|    | 48-6-12     | 48-6-12  |                | Barnett Brass | FITTING, A, BR,<br>3/4" MPT X 3/8"<br>MFL           |                     | EA | Fitting, General | <input type="checkbox"/> |
|    | 48-6-4      | 48-6-4   |                | Barnett Brass | FITTING, A, BR,<br>3/8" MFL X 1/4"<br>MPT IPT       |                     | EA | Fitting, General | <input type="checkbox"/> |
|   | 48-6-6      | 48-6-6   |                | Barnett Brass | FITTING, A, BR,<br>3/8" MFL X 3/8"<br>MPT IPT       |                     | EA | Fitting, General | <input type="checkbox"/> |
|  | 48-6-8      | 48-6-8   |                | Barnett Brass | FITTING, A, BR,<br>3/8" MFL X 1/2"<br>MPT IPT       |                     | EA | Fitting, General | <input type="checkbox"/> |
|  | 48-8-6      | 48-8-6   |                | Barnett Brass | FITTING, A, BR,<br>1/2" MFL X 3/8"<br>MPT IPT       |                     | EA | Fitting, General | <input type="checkbox"/> |
|  | 48-8-8      | 48-8-8   |                | Barnett Brass | FITTING, A, BR,<br>1/2" MFL X 1/2"<br>MPT IPT       |                     | EA | Fitting, General | <input type="checkbox"/> |

| Picture   | Vendor Item | GIS Item | Alternate Item | Vendor        | Item Description 01                           | Item Description 02        | UM | Classification        | NS                       |
|---|-------------|----------|----------------|---------------|---|----------------------------|----|-----------------------|--------------------------|
|    | 49-6-6      | 49-6-6   |                | Barnett Brass | FITTING, L, BR, 3/8<br>MFL X 3/8 MPT PIPE     |                            | EA | Fitting, General      | <input type="checkbox"/> |
|     | 500         | 500      |                | Barnett Brass | CAULKING GUN                                  | 10-1/2 oz. Caulking<br>Gun | EA | TOOL                  | <input type="checkbox"/> |
|    | 55-4        | 55-4     |                | Barnett Brass | FITTING, L, BR, 1/4"<br>MFL (2) ELBOW         |                            | EA | Fitting, General      | <input type="checkbox"/> |
|    | 55-6        | 55-6     |                | Barnett Brass | FITTING, L, BR, 3/8"<br>MFL (2) ELBOW         |                            | EA | Fitting, General      | <input type="checkbox"/> |
|    | 55-8        | 55-8     |                | Barnett Brass | FITTING, L, BR, 1/2"<br>MFL ELBOW             |                            | EA | Fitting, General      | <input type="checkbox"/> |
|    | 57-4        | 57-4     |                | Barnett Brass | FITTING, PLUG, BR,<br>1/4" MALE FLARE<br>PLUG |                            | EA | Fitting, General      | <input type="checkbox"/> |
|   | 57-6        | 57-6     |                | Barnett Brass | FITTING, PLUG, BR,<br>3/8" MALE FLARE<br>PLUG |                            | EA | Fitting, General      | <input type="checkbox"/> |
|  | 602606      | 602606   |                | Barnett Brass | BLUE WIRE NUT                                 |                            | EA | Accessory,<br>General | <input type="checkbox"/> |
|  | 602852      | W333     |                | Barnett Brass | SMALL WIRE<br>CONNECTOR<br>YELLOW             |                            | EA | Accessory,<br>General | <input type="checkbox"/> |
|  | 60-4        | 60-4     |                | Barnett Brass | FITTING, 1/4"<br>BRASS<br>COMPRESSION         |                            | EA | Fitting, General      | <input type="checkbox"/> |










| Picture   | Vendor Item | GIS Item | Alternate Item | Vendor        | Item Description 01                        | Item Description 02 | UM | Classification   | NS                       |
|---|-------------|----------|----------------|---------------|--|---------------------|----|------------------|--------------------------|
|    | 60-6        | 60-6     |                | Barnett Brass | FITTING, 3/8"<br>BRASS<br>COMPRESSION      |                     | EA | Fitting, General | <input type="checkbox"/> |
|    | 60-8        | 60-8     |                | Barnett Brass | FITTING, 1/2"<br>BRASS<br>COMPRESSION      |                     | EA | Fitting, General | <input type="checkbox"/> |
|     | 60-PT-4     | 60-PT-4  |                | Barnett Brass | FITTING, 1/4"<br>PLASTIC<br>COMPRESSION    |                     | EA | Fitting, General | <input type="checkbox"/> |
|    | 612221      | W2501    |                | Barnett Brass | 115 V PLUG                                 |                     | EA | OTHER            | <input type="checkbox"/> |
|     | 612231      | 612231   |                | Barnett Brass | 115V PLUG 3-WIRE<br>QUALITY                |                     | EA | OTHER            | <input type="checkbox"/> |
|    | 612233      | 612233   |                | Barnett Brass | 115V FEMALE PLUG                           |                     | EA | OTHER            | <input type="checkbox"/> |
|   | 61-3        | 61-3     |                | Barnett Brass | FITTING, NUT,<br>COMPRESSION, BR,<br>3/16" |                     | EA | Fitting, General | <input type="checkbox"/> |
|  | 61-4        | 61-4     |                | Barnett Brass | FITTING, NUT,<br>COMPRESSION, BR,<br>1/4"  |                     | EA | Fitting, General | <input type="checkbox"/> |
|  | 61-6        | 61-6     |                | Barnett Brass | FITTING, NUT,<br>COMPRESSION, BR,<br>3/8"  |                     | EA | Fitting, General | <input type="checkbox"/> |
|  | 61-8        | 61-8     |                | Barnett Brass | FITTING, NUT,<br>COMPRESSION, BR,<br>1/2"  |                     | EA | Fitting, General | <input type="checkbox"/> |


| Picture   | Vendor Item | GIS Item | Alternate Item | Vendor        | Item Description 01                                | Item Description 02      | UM | Classification   | NS                       |
|---|-------------|----------|----------------|---------------|--|--------------------------|----|------------------|--------------------------|
|    | 62-4        | 62-4     |                | Barnett Brass | FITTING, UNION,<br>BR, 1/4"<br>COMPRESSION (2)     |                          | EA | Fitting, General | <input type="checkbox"/> |
|    | 62-6        | 62-6     |                | Barnett Brass | FITTING, UNION,<br>BR, 3/8"<br>COMPRESSION (2)     |                          | EA | Fitting, General | <input type="checkbox"/> |
|    | 62-6-4      | 62-6-4   |                | Barnett Brass | FITTING, UNION,<br>BR, 1/4" TO 3/8"<br>COMPRESSION |                          | EA | Fitting, General | <input type="checkbox"/> |
|    | 62-8        | 62-8     |                | Barnett Brass | FITTING, UNION,<br>BR, 1/2"<br>COMPRESSION (2)     |                          | EA | Fitting, General | <input type="checkbox"/> |
|    | 62-8-6      | 62-8-6   |                | Barnett Brass | FITTING, UNION,<br>BR, 1/2" TO 3/8"<br>COMPRESSION |                          | EA | Fitting, General | <input type="checkbox"/> |
|    | 630316      | W443     |                | Barnett Brass | MEDIUM WIRE<br>CONNECTOR RED                       |                          | EA | OTHER            | <input type="checkbox"/> |
|   | 630334      | W663     |                | Barnett Brass | LARGE WIRE<br>CONNECTOR GREY                       |                          | EA | OTHER            | <input type="checkbox"/> |
|  | 647305      | 647305   |                | Barnett Brass | POWER SUPPLY<br>CORD (8FT.)                        | 10' POWER SUPPLY<br>CORD | EA | OTHER            | <input type="checkbox"/> |
|  | 647529      | 647529   |                | Barnett Brass | POWER CORD 14/3,<br>9 FT, 115V                     |                          | EA | OTHER            | <input type="checkbox"/> |
|   | 649216      | 8633315  |                | Barnett Brass | 14-3 SJ WIRE (250')                                |                          | EA | OTHER            | <input type="checkbox"/> |





| Picture | Vendor Item | GIS Item | Alternate Item | Vendor        | Item Description 01                         | Item Description 02 | UM | Classification   | NS                       |
|---------|-------------|----------|----------------|---------------|---|---------------------|----|------------------|--------------------------|
|         | 649223      | 649223   |                | Barnett Brass | 12-3 SJ WIRE (250')                         |                     | EA | OTHER            | <input type="checkbox"/> |
|         | 65-6        | 65-6     |                | Barnett Brass | FITTING, L, BR, 3/8"<br>COMPRESSION (2)     |                     | EA | Fitting, General | <input type="checkbox"/> |
|         | 65-8        | 65-8     |                | Barnett Brass | FITTING, L, BR, 1/2"<br>COMPRESSION (2)     |                     | EA | Fitting, General | <input type="checkbox"/> |
|         | 6806        | 6806     |                | Barnett Brass | S/J DISHWASHER<br>TAILPIECE                 |                     | EA | Fitting, General | <input type="checkbox"/> |
|         | 68-4-4      | 68-4-4   |                | Barnett Brass | FITTING, A, BR,<br>1/4" COMP TO 1/4"<br>MPT |                     | EA | Fitting, General | <input type="checkbox"/> |
|         | 68-4-6      | 68-4-6   |                | Barnett Brass | FITTING, A, BR,<br>1/4" COMP TO 3/8"<br>MPT |                     | EA | Fitting, General | <input type="checkbox"/> |
|         | 684PK       | 684PK    |                | Barnett Brass | CLEAR SILICON<br>(3OZ)                      |                     | EA | OTHER            | <input type="checkbox"/> |
|         | 68-6-4      | 68-6-4   |                | Barnett Brass | FITTING, A, BR,<br>3/8" COMP TO 1/4"<br>MPT |                     | EA | Fitting, General | <input type="checkbox"/> |
|         | 68-6-6      | 68-6-6   |                | Barnett Brass | FITTING, A, BR,<br>3/8" COMP TO 3/8"<br>MPT |                     | EA | Fitting, General | <input type="checkbox"/> |
|         | 68-6-8      | 68-6-8   |                | Barnett Brass | FITTING, A, BR,<br>3/8" COMP TO 1/2"<br>MPT |                     | EA | Fitting, General | <input type="checkbox"/> |










| Picture   | Vendor Item | GIS Item | Alternate Item | Vendor        | Item Description 01                                    | Item Description 02 | UM | Classification   | NS                       |
|---|-------------|----------|----------------|---------------|--|---------------------|----|------------------|--------------------------|
|     | 69-6-6      | 69-6-6   |                | Barnett Brass | FITTING, L, BR, 3/8"<br>COMP TO 3/8" MPT               |                     | EA | Fitting, General | <input type="checkbox"/> |
|    | 70012       | 70012    |                | Barnett Brass | PVC CLEANER (1/2<br>PINT)                              |                     | EA | OTHER            | <input type="checkbox"/> |
|    | 70512       | 70512    |                | Barnett Brass | PVC CEMENT (1/2<br>PINT)                               |                     | EA | OTHER            | <input type="checkbox"/> |
|     | 72-6-4      | 72-6-4   |                | Barnett Brass | FITTING, T, BR, 3/8"<br>COMP (2) TO 1/4"<br>MPT(1)     |                     | EA | Fitting, General | <input type="checkbox"/> |
|     | 7410        | 7410     |                | Barnett Brass | 120 GRIT SAND<br>CLOTH (10 YDS)                        |                     | EA | OTHER            | <input type="checkbox"/> |
|     | 74-6-6-4    | 74-6-6-4 |                | Barnett Brass | FITTING, T, BR, 3/8"<br>(2) TO 1/4" (1)<br>COMPRESSION |                     | EA | Fitting, General | <input type="checkbox"/> |
|    | 74-8        | 74-8     |                | Barnett Brass | FITTING, T, BR, 1/2"<br>COMPRESSION (3)                |                     | EA | Fitting, General | <input type="checkbox"/> |
|   | 77500       | 77500    |                | Barnett Brass | FITTING,<br>COUPLING, POLY,<br>1/2" Bb (2)             |                     | EA | Fitting, General | <input type="checkbox"/> |
|  | 77501       | 77501    |                | Barnett Brass | FITTING,<br>COUPLING, POLY,<br>3/4" Bb (2)             |                     | EA | Fitting, General | <input type="checkbox"/> |
|  | 77502       | 77502    |                | Barnett Brass | FITTING,<br>COUPLING, POLY,<br>1" Bb (2)               |                     | EA | Fitting, General | <input type="checkbox"/> |



| Picture  | Vendor Item | GIS Item | Alternate Item | Vendor        | Item Description 01                         | Item Description 02 | UM | Classification   | NS                       |
|--|-------------|----------|----------------|---------------|---|---------------------|----|------------------|--------------------------|
|   | 77506       | 77506    |                | Barnett Brass | FITTING, COUPLING, POLY, 1" Bb X 3/4" Bb    |                     | EA | Fitting, General | <input type="checkbox"/> |
|    | 77515       | 77515    |                | Barnett Brass | FITTING, T, POLY, 1/2" Bb (3)               |                     | EA | Fitting, General | <input type="checkbox"/> |
|    | 77516       | 77516    |                | Barnett Brass | FITTING, T, POLY, 3/4" Bb (3)               |                     | EA | Fitting, General | <input type="checkbox"/> |
|    | 77517       | 77517    |                | Barnett Brass | FITTING, T, POLY, 1" Bb (3)                 |                     | EA | Fitting, General | <input type="checkbox"/> |
|    | 77531       | 77531    |                | Barnett Brass | FITTING, T, PVC, 3/4" Bb (2) X 3/4" FPT (1) |                     | EA | Fitting, General | <input type="checkbox"/> |
|   | 77540       | 77540    |                | Barnett Brass | FITTING, A, PVC, 1/2" FPT X 1/2" Bb         |                     | EA | Fitting, General | <input type="checkbox"/> |
|   | 77541       | 77541    |                | Barnett Brass | FITTING, A, POLY, 3/4" Bb X 3/4" FPT        |                     | EA | Fitting, General | <input type="checkbox"/> |
|  | 77551       | 77551    |                | Barnett Brass | FITTING, A, POLY, 3/4" Bb X 3/4" MPT        |                     | EA | Fitting, General | <input type="checkbox"/> |
|  | 77552       | 77552    |                | Barnett Brass | FITTING, A, POLY, 1" Bb X 1" MPT            |                     | EA | Fitting, General | <input type="checkbox"/> |
|  | 77561       | 77561    |                | Barnett Brass | FITTING, L, POLY, 3/4" MPT X 3/4" Bb        |                     | EA | Fitting, General | <input type="checkbox"/> |

| Picture  | Vendor Item | GIS Item | Alternate Item | Vendor        | Item Description 01                    | Item Description 02                             | UM | Classification   | NS                       |
|--|-------------|----------|----------------|---------------|--|---|----|------------------|--------------------------|
|    | 77562       | 77562    |                | Barnett Brass | FITTING, L, POLY, 1" MPT X 1" Bb       |   | EA | Fitting, General | <input type="checkbox"/> |
|    | 77580       | 77580    |                | Barnett Brass | FITTING, L, POLY, 1/2" Bb (2)          |   | EA | Fitting, General | <input type="checkbox"/> |
|    | 77581       | 77581    |                | Barnett Brass | FITTING, L, POLY, 3/4" Bb (2)          |   | EA | Fitting, General | <input type="checkbox"/> |
|    | 77582       | 77582    |                | Barnett Brass | FITTING, L, POLY, 1" Bb (2)            |   | EA | Fitting, General | <input type="checkbox"/> |
|    | 800350      | 800351   |                | Barnett Brass | 24 COMPARTMENT STEEL BOX               |   | EA | OTHER            | <input type="checkbox"/> |
|    | 852060      | 852060   |                | Barnett Brass | HANDSET DETANGLER                      |   | EA | OTHER            | <input type="checkbox"/> |
|   | 87921       | 87921    | 2489338        | Barnett Brass | TEFLON TAPE                            | ProPlus 1/2 in. x 260 ft. Teflon Tape (10-Pack) | EA | OTHER            | <input type="checkbox"/> |
|  | 8795        | 8795     |                | Barnett Brass | HANGER STRAP                           |   | EA | OTHER            | <input type="checkbox"/> |
|  | 92871       | 92871    |                | Barnett Brass | FITTING, UNION, PVC, 1-1/2" SLIP X MPT |   | EA | Fitting, General | <input type="checkbox"/> |
|  | 99030       | 99030    |                | Barnett Brass | FITTING, 1/2" SLIP (2) PVC COUPLING    |   | EA | Fitting, General | <input type="checkbox"/> |

| Picture  | Vendor Item | GIS Item | Alternate Item | Vendor        | Item Description 01                                 | Item Description 02 | UM | Classification   | NS                       |
|--|-------------|----------|----------------|---------------|---|---------------------|----|------------------|--------------------------|
|    | 99031       | 99031    |                | Barnett Brass | FITTING, 3/4" SLIP<br>(2) PVC COUPLING              |                     | EA | Fitting, General | <input type="checkbox"/> |
|    | 99052       | 99052    |                | Barnett Brass | FITTING, 3/4" SLIP<br>(3) PVC TEE                   |                     | EA | Fitting, General | <input type="checkbox"/> |
|    | 99056       | 99056    |                | Barnett Brass | FITTING, 1" SLIP (3)<br>PVC TEE                     |                     | EA | Fitting, General | <input type="checkbox"/> |
|    | 99062       | 99062    |                | Barnett Brass | FITTING, 1-1/2"<br>SLIP (3) PVC TEE                 |                     | EA | Fitting, General | <input type="checkbox"/> |
|    | 99077       | 99077    |                | Barnett Brass | FITTING, 3/4" PVC<br>TEE SLIP (2) X FPT<br>(1)      |                     | EA | Fitting, General | <input type="checkbox"/> |
|    | 9910        | 9910     |                | Barnett Brass | PVC PIPE CUTTER                                     |                     | EA | TOOL             | <input type="checkbox"/> |
|   | 99105       | 99105    |                | Barnett Brass | FITTING, 3/4" SLIP<br>X 1/2" MPT PVC                |                     | EA | Fitting, General | <input type="checkbox"/> |
|  | 99106       | 99106    |                | Barnett Brass | FITTING, 3/4"<br>ADAPTOR, SLIP (1)<br>X MPT (1) PVC |                     | EA | Fitting, General | <input type="checkbox"/> |
|  | 99110       | 99110    |                | Barnett Brass | FITTING, 1-1/4"<br>SLIP (1) X MPT (1)<br>PVC        |                     | EA | Fitting, General | <input type="checkbox"/> |
|  | 99121       | 99121    |                | Barnett Brass | FITTING, 3/4" SLIP<br>(2) PVC 45-DEGREES            |                     | EA | Fitting, General | <input type="checkbox"/> |

| Picture   | Vendor Item | GIS Item  | Alternate Item | Vendor        | Item Description 01                                  | Item Description 02 | UM | Classification   | NS                       |
|---|-------------|-----------|----------------|---------------|--|---------------------|----|------------------|--------------------------|
|    | 99123       | 99123     |                | Barnett Brass | FITTING, 1-1/4"<br>SLIP (2) PVC 45-<br>DEGREES       |                     | EA | Fitting, General | <input type="checkbox"/> |
|     | 99132       | 99132     |                | Barnett Brass | FITTING, 3/4" SLIP<br>(2) PVC ELBOW                  |                     | EA | Fitting, General | <input type="checkbox"/> |
|    | 99134       | 99134     |                | Barnett Brass | FITTING, 1" SLIP (2)<br>PVC ELBOW                    |                     | EA | Fitting, General | <input type="checkbox"/> |
|    | 99161       | 99161     |                | Barnett Brass | FITTING, 3/4"<br>ELBOW, SLIP (1) X<br>MPT (1) PVC    |                     | EA | Fitting, General | <input type="checkbox"/> |
|    | 99245       | 99245     |                | Barnett Brass | FITTING, 3/4"<br>ADAPTOR, SLIP (1)<br>X BARB (1) PVC |                     | EA | Fitting, General | <input type="checkbox"/> |
|     | H42-4       | H42-4     |                | Barnett Brass | FITTING, SPLICER,<br>BR, 1/4" Bb (2)                 |                     | EA | Fitting, General | <input type="checkbox"/> |
|     | H42-6       | H42-6     |                | Barnett Brass | FITTING, SPLICER,<br>BR, 3/8" Bb (2)                 |                     | EA | Fitting, General | <input type="checkbox"/> |
|  | H44-4       | H44-4     |                | Barnett Brass | FITTING, T, BR, 1/4"<br>Bb (3)                       |                     | EA | Fitting, General | <input type="checkbox"/> |
|  | H44-6       | H44-6     |                | Barnett Brass | FITTING, T, BR, 3/8"<br>Bb (3)                       |                     | EA | Fitting, General | <input type="checkbox"/> |
|   | H48-10-12   | H48-10-12 |                | Barnett Brass | FITTING, A, BR,<br>5/8" Bb X 3/4" MPT                |                     | EA | Fitting, General | <input type="checkbox"/> |










| Picture   | Vendor Item | GIS Item | Alternate Item | Vendor        | Item Description 01                           | Item Description 02 | UM | Classification      | NS                                  |
|---|-------------|----------|----------------|---------------|---|---------------------|----|---------------------|-------------------------------------|
|    | H48-6-4     | H48-6-4  |                | Barnett Brass | FITTING, A, BR,<br>3/8" Bb X 1/4" MPT         |                     | EA | Fitting, General    | <input type="checkbox"/>            |
|    | HW404-14    | HW404-14 |                | Barnett Brass | 1" IRON PIPE GATE<br>VALVE                    |                     | EA | Fitting, General    | <input type="checkbox"/>            |
|     | L63         | L63      |                | Barnett Brass | (100') 1/4" ID POLY<br>TUBING                 |                     | EA | Tubing,<br>Beverage | <input type="checkbox"/>            |
|     | L83         | L83      |                | Barnett Brass | (100') 3/8" ID POLY<br>TUBING                 |                     | EA | Tubing,<br>Beverage | <input type="checkbox"/>            |
|     | NV102F-6    | NV102F-6 | 308200         | Barnett Brass | FITTING, BR, 3/8"<br>MFL (2), NEEDLE<br>VALVE |                     | EA | Fitting, General    | <input type="checkbox"/>            |
|    | R5PT        | R5PT     |                | Barnett Brass | PIPE DOPE (1 PINT)                            |                     | EA | OTHER               | <input type="checkbox"/>            |
|    | W1563       | W1563    |                | Barnett Brass | 3/8 ROMEX<br>CONNECTOR                        |                     | EA | Clamp or Tie        | <input type="checkbox"/>            |
|   | W3809       | W3809    |                | Barnett Brass | 230V PLUG                                     |                     | EA | OTHER               | <input type="checkbox"/>            |
|   | 00467.0000  |          |                | Bunn          | TEE, CU-SOLDER<br>.25 OD TUBE                 | FOR ULTRA NX        | EA | PART                | <input checked="" type="checkbox"/> |
|  | 01085.0008  |          |                | Bunn          | VALVE, SOLENOID,<br>120V                      | FOR ULTRA 2 AUTO    | EA | PART                | <input checked="" type="checkbox"/> |

Non-Stocked,  
Lead Time


Non-Stocked,  
Lead Time






| Picture   | Vendor Item | GIS Item | Alternate Item | Vendor | Item Description 01                             | Item Description 02      | UM | Classification          | NS                                  |                           |
|---|-------------|----------|----------------|--------|---|--------------------------|----|-------------------------|-------------------------------------|---------------------------|
|    | 01106.0000  |          |                | Bunn   | TERMINAL BLOCK,<br>2-POLE, 120V,<br>BLACK-WHITE | FOR AXIOM-15-3           | EA | PART                    | <input checked="" type="checkbox"/> | Non-Stocked,<br>Lead Time |
|    | 01637.0000  |          |                | Bunn   | POWER CORD,<br>120V, 60" LONG                   | FOR TB3Q / TB6Q          | EA | PART                    | <input checked="" type="checkbox"/> | Non-Stocked,<br>Lead Time |
|    | 01719.1000  |          |                | Bunn   | POWER CORD, 120V                                | FOR AXIOM-15-3           | EA | PART                    | <input checked="" type="checkbox"/> | Non-Stocked,<br>Lead Time |
|    | 02755.1000  |          |                | Bunn   | TANK HEATER,<br>1425W, 120V                     | FOR AXIOM-15-3           | EA | PART                    | <input checked="" type="checkbox"/> | Non-Stocked,<br>Lead Time |
|    | 02755.1002  |          |                | Bunn   | TANK HEATER,<br>1680W, 120V                     | FOR ICB-DV / ITCB-<br>DV | EA | PART                    | <input checked="" type="checkbox"/> | Non-Stocked,<br>Lead Time |
|     | 03021.0005  |          |                | Bunn   | FUNNEL ASSY,<br>SMOKE-TEA                       | FOR TB3Q                 | EA | Accessory<br>(Beverage) | <input checked="" type="checkbox"/> | Non-Stocked,<br>Lead Time |
|    | 03021.0014  |          |                | Bunn   | FUNNEL ASSY,<br>SMOKE-TEA                       | FOR TB6Q                 | EA | Accessory<br>(Beverage) | <input checked="" type="checkbox"/> | Non-Stocked,<br>Lead Time |
|   | 03024.0005  |          |                | Bunn   | THERMOSTAT KIT,<br>120V                         | FOR TB3Q / TB6Q          | EA | PART                    | <input checked="" type="checkbox"/> | Non-Stocked,<br>Lead Time |
|  | 03068.0000  |          |                | Bunn   | TANK W/ FLARE<br>FITTING                        | FOR TB3Q / TB6Q          | EA | PART                    | <input checked="" type="checkbox"/> | Non-Stocked,<br>Lead Time |
|  | 03068.0002  |          |                | Bunn   | TANK W/ .38 BARB<br>FITTING                     | FOR TB3Q / TB6Q          | EA | PART                    | <input checked="" type="checkbox"/> | Non-Stocked,<br>Lead Time |











| Picture   | Vendor Item | GIS Item | Alternate Item | Vendor | Item Description 01                      | Item Description 02                   | UM | Classification | NS                                  |                        |
|---|-------------|----------|----------------|--------|--|---------------------------------------|----|----------------|-------------------------------------|------------------------|
|    | 03070.1000  |          |                | Bunn   | TANK HEATER ELEMENT, 1680W, 120V         | FOR TB3Q / TB6Q                       | EA | PART           | <input checked="" type="checkbox"/> | Non-Stocked, Lead Time |
|    | 03125.1002  |          |                | Bunn   | LID ASSEMBLY KIT (FOR TOP FILLED MODELS) | FOR TB3Q / TB6Q                       | EA | PART           | <input checked="" type="checkbox"/> | Non-Stocked, Lead Time |
|    | 03260.1026  |          |                | Bunn   | FAUCET ASSEMBLY, HOT WATER               | FOR ICB-DV / ITCB-DV                  | EA | PART           | <input checked="" type="checkbox"/> | Non-Stocked, Lead Time |
|    | 03356.0003  |          |                | Bunn   | SWITCH, BLACK (UNSWEEP/OFF/SW EET)       | W/ BLACK BEZEL, 4PDT, FOR TB3Q / TB6Q | EA | PART           | <input checked="" type="checkbox"/> | Non-Stocked, Lead Time |
|    | 03656.0000  |          |                | Bunn   | WARMER DISH ONLY, BLACK, 45 HOLE         | FOR AXIOM-15-3                        | EA | PART           | <input checked="" type="checkbox"/> | Non-Stocked, Lead Time |
|    | 03803.0002  |          |                | Bunn   | FLOAT SWITCH ASSEMBLY, LIQUID LEVEL      | FOR IMIX-3S                           | EA | PART           | <input checked="" type="checkbox"/> | Non-Stocked, Lead Time |
|   | 04221.0000  |          |                | Bunn   | GASKET, TANK LID                         | FOR AXIOM-15-3 / ITCB-DV              | EA | PART           | <input checked="" type="checkbox"/> | Non-Stocked, Lead Time |
|   | 04260.0000  |          |                | Bunn   | BLANKET WARMER, 50W, 120V                | FOR AXIOM-15-3                        | EA | PART           | <input checked="" type="checkbox"/> | Non-Stocked, Lead Time |
|  | 04270.0000  |          |                | Bunn   | FILL BASIN                               | FOR AXIOM-15-3                        | EA | PART           | <input checked="" type="checkbox"/> | Non-Stocked, Lead Time |
|  | 04786.0002  |          |                | Bunn   | SWITCH, ON/OFF, COMPRESSOR, 125/250VAC   | FOR JDF-2S / JDF-4S                   | EA | PART           | <input type="checkbox"/>            |                        |

| Picture  | Vendor Item | GIS Item | Alternate Item | Vendor | Item Description 01                           | Item Description 02                         | UM | Classification          | NS                                  |                           |
|--|-------------|----------|----------------|--------|---|---|----|-------------------------|-------------------------------------|---------------------------|
|    | 06100.0101  |          |                | Bunn   | EASY POUR<br>DECANTER, COFFEE                 | BLACK HANDLE,<br>HIGH QUALITY SS<br>BASE    | EA | Accessory<br>(Beverage) | <input checked="" type="checkbox"/> | Non-Stocked,<br>Lead Time |
|    | 06101.0101  |          |                | Bunn   | EASY POUR<br>DECANTER, COFFEE                 | ORANGE HANDLE,<br>HIGH QUALITY SS<br>BASE   | EA | Accessory<br>(Beverage) | <input checked="" type="checkbox"/> | Non-Stocked,<br>Lead Time |
|    | 07038.0000  |          |                | Bunn   | TERMINAL BLOCK,<br>120V                       | FOR ICB-DV-TALL                             | EA | PART                    | <input checked="" type="checkbox"/> | Non-Stocked,<br>Lead Time |
|    | 07412.1002  |          |                | Bunn   | PROBE KIT, LIQUID<br>LEVEL 1.25"              | FOR AXIOM-15-3 /<br>ICB-DV / ITCB-DV        | EA | PART                    | <input checked="" type="checkbox"/> | Non-Stocked,<br>Lead Time |
|    | 07412.1003  |          |                | Bunn   | PROBE KIT, BREW<br>LOGIC, 1.625",<br>BLUE DOT | PROBE<br>REPLACEMENT KIT,<br>FOR AXIOM-15-3 | EA | PART                    | <input checked="" type="checkbox"/> | Non-Stocked,<br>Lead Time |
|    | 11440.0005  |          |                | Bunn   | WARMER<br>ASSEMBLY, 120V,<br>100W             | FOR AXIOM-15-3                              | EA | PART                    | <input checked="" type="checkbox"/> | Non-Stocked,<br>Lead Time |
|    | 11442.0000  |          |                | Bunn   | WARMER ELEMENT<br>ONLY, 120V, 100W            | FOR AXIOM-15-3                              | EA | PART                    | <input checked="" type="checkbox"/> | Non-Stocked,<br>Lead Time |
|  | 11517.0008  |          |                | Bunn   | REPAIR KIT,<br>SOLENOID VALVE                 | FOR ITCB-DV /<br>AXIOM-15-3                 | EA | PART                    | <input checked="" type="checkbox"/> | Non-Stocked,<br>Lead Time |
|  | 11556.0001  |          |                | Bunn   | PIN, SPLIT, .125 OD<br>X .437                 | FOR ULTRA-2                                 | EA | PART                    | <input checked="" type="checkbox"/> | Non-Stocked,<br>Lead Time |
|  | 12565.0046  |          |                | Bunn   | TRIAC ASSEMBLY                                | FOR ITCB-DV                                 | EA | PART                    | <input checked="" type="checkbox"/> | Non-Stocked,<br>Lead Time |



| Picture   | Vendor Item | GIS Item | Alternate Item | Vendor | Item Description 01                           | Item Description 02             | UM | Classification          | NS                                  |                           |
|---|-------------|----------|----------------|--------|---|---------------------------------|----|-------------------------|-------------------------------------|---------------------------|
|    | 13041.0001  |          |                | Bunn   | AIRPOT, 2.5L,<br>GLASS LINER, PUSH<br>BUTTON  | FOR ITCB-DV                     | EA | Accessory<br>(Beverage) | <input checked="" type="checkbox"/> | Non-Stocked,<br>Lead Time |
|     | 20100.0000  |          |                | Bunn   | TEA FILTERS, 500<br>PACK                      | FOR TB3Q / TB6Q /<br>AXIOM-15-3 | EA | Accessory<br>(Beverage) | <input checked="" type="checkbox"/> | Non-Stocked,<br>Lead Time |
|     | 20138.1000  |          |                | Bunn   | GOURMET FILTERS,<br>500 PACK, TEA /<br>COFFEE | FOR ITCB-DV / ICB-<br>DV        | EA | Accessory<br>(Beverage) | <input checked="" type="checkbox"/> | Non-Stocked,<br>Lead Time |
|    | 20315.0003  |          |                | Bunn   | BLANKET WARMER,<br>44W, 120V                  | FOR TB3Q / TB6Q                 | EA | PART                    | <input checked="" type="checkbox"/> | Non-Stocked,<br>Lead Time |
|     | 20541.0001  |          |                | Bunn   | HEATSINK                                      | FOR ITCB-DV                     | EA | PART                    | <input checked="" type="checkbox"/> | Non-Stocked,<br>Lead Time |
|     | 20583.0003  |          |                | Bunn   | FUNNEL ASSY,<br>COFFEE BLACK                  | FOR AXIOM-15-3                  | EA | Accessory<br>(Beverage) | <input checked="" type="checkbox"/> | Non-Stocked,<br>Lead Time |
|   | 20630.0005  |          |                | Bunn   | POWER CORD, 120V                              | FOR ICB-DV / ITCB-<br>DV        | EA | PART                    | <input checked="" type="checkbox"/> | Non-Stocked,<br>Lead Time |
|  | 20630.0008  |          |                | Bunn   | POWER CORD, 120V                              | FOR IMIX-3S                     | EA | PART                    | <input checked="" type="checkbox"/> | Non-Stocked,<br>Lead Time |
|  | 20630.0009  |          |                | Bunn   | POWER CORD<br>ASSY, 120V                      | FOR ULTRA NX                    | EA | PART                    | <input checked="" type="checkbox"/> | Non-Stocked,<br>Lead Time |
|  | 20630.0013  |          |                | Bunn   | POWER CORD 120V                               | FOR JDF-2S                      | EA | PART                    | <input checked="" type="checkbox"/> | Non-Stocked,<br>Lead Time |

| Picture  | Vendor Item | GIS Item | Alternate Item | Vendor | Item Description 01                           | Item Description 02               | UM | Classification | NS                                  |                        |
|--|-------------|----------|----------------|--------|---|-----------------------------------|----|----------------|-------------------------------------|------------------------|
|   | 20936.1000  |          |                | Bunn   | PROBE KIT, LIQUID LEVEL                       | FOR IMIX-3S                       | EA | PART           | <input checked="" type="checkbox"/> | Non-Stocked, Lead Time |
|    | 21275.0006  |          |                | Bunn   | 12.8 CLAMP, STEPLESS, SST-.406/.504 DIA       | FOR ULTRA 2 AUTO                  | EA | Clamp or Tie   | <input checked="" type="checkbox"/> | Non-Stocked, Lead Time |
|   | 21436.0000  |          |                | Bunn   | MAGNETIC SNAP-IN CATCH                        | FOR ULTRA NX                      | EA | PART           | <input checked="" type="checkbox"/> | Non-Stocked, Lead Time |
|    | 22126.0000  |          |                | Bunn   | RECTIFIER, BRIDGE SINGLE PHASE                | FOR JDF-2S / JDF-4S               | EA | PART           | <input checked="" type="checkbox"/> | Non-Stocked, Lead Time |
|   | 23522.1001  |          |                | Bunn   | TOGGLE SWITCH (INCLUDES NUT), DUAL VOLTAGE    | FOR AXIOM-15-3 / ICB-DV / ITCB-DV | EA | PART           | <input checked="" type="checkbox"/> | Non-Stocked, Lead Time |
|    | 24600.0000  |          |                | Bunn   | FOOT KIT (SET OF 4), .750 OD X .48 HT .25 THD | FOR AXIOM-15-3                    | EA | Leg Set        | <input checked="" type="checkbox"/> | Non-Stocked, Lead Time |
|   | 24733.0010  |          |                | Bunn   | O-RING  | FOR IMIX-3S                       | EA | O-Ring         | <input checked="" type="checkbox"/> | Non-Stocked, Lead Time |
|  | 25732.0000  |          |                | Bunn   | STEAM COLLECTOR                               | FOR IMIX-3S                       | EA | PART           | <input checked="" type="checkbox"/> | Non-Stocked, Lead Time |
|  | 25733.0003  |          |                | Bunn   | MIXING CHAMBER W/ RIB                         | FOR IMIX-3S                       | EA | PART           | <input checked="" type="checkbox"/> | Non-Stocked, Lead Time |
|  | 25734.0007  |          |                | Bunn   | WHIPPER CHAMBER, COMPOSITE                    | FOR IMIX-3S                       | EA | PART           | <input checked="" type="checkbox"/> | Non-Stocked, Lead Time |


| Picture   | Vendor Item | GIS Item   | Alternate Item | Vendor | Item Description 01                 | Item Description 02           | UM | Classification | NS                                  |                        |
|---|-------------|------------|----------------|--------|-------------------------------------|-------------------------------|----|----------------|-------------------------------------|------------------------|
|     | 25803.0000  |            |                | Bunn   | WATER INLET, MIXING CHAMBER         | FOR IMIX-3S                   | EA | PART           | <input checked="" type="checkbox"/> | Non-Stocked, Lead Time |
|     | 25902.0000  |            |                | Bunn   | FROTHER                             | FOR IMIX-3S                   | EA | PART           | <input checked="" type="checkbox"/> | Non-Stocked, Lead Time |
|     | 25903.0000  |            |                | Bunn   | ELBOW, EJECTOR                      | FOR IMIX-3S                   | EA | PART           | <input checked="" type="checkbox"/> | Non-Stocked, Lead Time |
|    | 26356.0000  |            |                | Bunn   | SEAL, SHAFT, .45" X .45" X .35"     | FOR IMIX-3S                   | EA | PART           | <input checked="" type="checkbox"/> | Non-Stocked, Lead Time |
|     | 26356.1000  |            |                | Bunn   | SEAL KIT, SHAFT (INCLUDES 6 SEALS)  | FOR IMIX-3S                   | EA | PART           | <input checked="" type="checkbox"/> | Non-Stocked, Lead Time |
|     | 26369.1000  |            |                | Bunn   | PLUG AND O-RING                     | FOR IMIX-3S                   | EA | PART           | <input checked="" type="checkbox"/> | Non-Stocked, Lead Time |
|   | 26401.0000  |            |                | Bunn   | DUST SEAL, HOPPER MOTOR             | FOR IMIX-3S                   | EA | PART           | <input checked="" type="checkbox"/> | Non-Stocked, Lead Time |
|  | 26528.0000  |            |                | Bunn   | LEG, PLASTIC, BLACK, 4" ADJUSTABLE, | FOR ULTRA 2 / JDF-2S / JDF-4S | EA | Leg Set        | <input checked="" type="checkbox"/> | Non-Stocked, Lead Time |
|  | 26528.0001  |            |                | Bunn   | LEG, PLASTIC, BLACK, 4" ADJUSTABLE  | FOR TB3Q / TB6Q               | EA | Leg Set        | <input checked="" type="checkbox"/> | Non-Stocked, Lead Time |
|   | 26780.0000  | 26780.0000 |                | Bunn   | SEAL, AUGER SHAFT                   | FOR ULTRA-2                   | EA | PART           | <input type="checkbox"/>            |                        |

| Picture   | Vendor Item | GIS Item   | Alternate Item | Vendor | Item Description 01                        | Item Description 02 | UM | Classification | NS  |
|---|-------------|------------|----------------|--------|--|---------------------|----|----------------|---|
|     | 26781.0000  | 26781.0000 |                | Bunn   | AUGER SHAFT<br>BUSHING                     | FOR ULTRA-2         | EA | PART           | <input type="checkbox"/>                                      |
|    | 26791.0000  |            |                | Bunn   | CONDENSER<br>ASSEMBLY                      | FOR ULTRA-2         | EA | Condenser      | <input checked="" type="checkbox"/> Non-Stocked,<br>Lead Time |
|    | 26801.0000  |            |                | Bunn   | GRATE, DRIP TRAY                           | FOR JDF-2S          | EA | Cup Rest       | <input checked="" type="checkbox"/> Non-Stocked,<br>Lead Time |
|     | 26940.0002  |            |                | Bunn   | SHAFT, AUGER<br>DRIVE                      | FOR IMIX-3S         | EA | PART           | <input checked="" type="checkbox"/> Non-Stocked,<br>Lead Time |
|     | 27178.0000  |            |                | Bunn   | CAPACITOR, AUGER<br>MOTOR, 120V,<br>250VAC | FOR ULTRA-2         | EA | PART           | <input checked="" type="checkbox"/> Non-Stocked,<br>Lead Time |
|    | 27223.0000  |            |                | Bunn   | SPRING, TORSION                            | FOR ULTRA-2         | EA | PART           | <input checked="" type="checkbox"/> Non-Stocked,<br>Lead Time |
|    | 27224.0000  |            |                | Bunn   | RETAINER,<br>TORSION SPRING                | FOR ULTRA-2         | EA | PART           | <input checked="" type="checkbox"/> Non-Stocked,<br>Lead Time |
|   | 27228.0000  |            |                | Bunn   | SNAP RING,<br>RETAINING, .750 X<br>.042    | FOR ULTRA-2         | EA | Hardware       | <input checked="" type="checkbox"/> Non-Stocked,<br>Lead Time |
|   | 27231.0001  | 27231.0001 |                | Bunn   | COVER, AUGER<br>MOTOR, BLACK               | FOR ULTRA-2         | EA | PART           | <input type="checkbox"/>                                      |
|  | 27232.0002  |            |                | Bunn   | BRACKET, MOTOR<br>MOUNTING                 | FOR ULTRA NX        | EA | PART           | <input checked="" type="checkbox"/> Non-Stocked,<br>Lead Time |

| Picture   | Vendor Item | GIS Item   | Alternate Item | Vendor | Item Description 01               | Item Description 02        | UM | Classification | NS   |
|---|-------------|------------|----------------|--------|-----------------------------------|----------------------------|----|----------------|--|
|    | 27246.1000  | 27246.1000 | 117865         | Bunn   | TEMPERATURE SENSOR KIT            | FOR ULTRA-2                | EA | PART           | <input type="checkbox"/>                                   |
|    | 27370.0007  |            |                | Bunn   | VALVE, DISPENSE, 120V             | FOR AXIOM-15-3             | EA | PART           | <input checked="" type="checkbox"/> Non-Stocked, Lead Time |
|    | 27370.0008  |            |                | Bunn   | VALVE, BYPASS, 120V               | FOR ICB-DV                 | EA | PART           | <input checked="" type="checkbox"/> Non-Stocked, Lead Time |
|    | 27437.0002  |            |                | Bunn   | SWITCH, NORMAL/PROGRAM/RINSE      | ROCKER, BLACK, FOR IMIX-3S | EA | PART           | <input checked="" type="checkbox"/> Non-Stocked, Lead Time |
|    | 27440.0001  |            |                | Bunn   | BEARING, TORSION SPRING           | FOR ULTRA-2                | EA | PART           | <input checked="" type="checkbox"/> Non-Stocked, Lead Time |
|     | 27643.0003  |            |                | Bunn   | MAG CONTACT BASE, 2-PIN CONNECTOR | FOR ULTRA NX               | EA | PART           | <input checked="" type="checkbox"/> Non-Stocked, Lead Time |
|   | 27644.1002  |            |                | Bunn   | TRANSFORMER, 120V TO 12V          | FOR ULTRA-2                | EA | Transformer    | <input checked="" type="checkbox"/> Non-Stocked, Lead Time |
|  | 28027.0000  |            |                | Bunn   | EVAPORATOR SUPPORT                | FOR ULTRA NX               | EA | PART           | <input checked="" type="checkbox"/> Non-Stocked, Lead Time |
|  | 28067.0000  |            |                | Bunn   | BUSHING, AUGER DRIVE SHAFT        | FOR IMIX-3S                | EA | PART           | <input checked="" type="checkbox"/> Non-Stocked, Lead Time |
|  | 28081.0001  |            |                | Bunn   | SHAFT ASSEMBLY, AUGER DRIVE       | FOR ULTRA-2                | EA | PART           | <input checked="" type="checkbox"/> Non-Stocked, Lead Time |

| Picture  | Vendor Item | GIS Item   | Alternate Item | Vendor | Item Description 01                  | Item Description 02 | UM | Classification | NS                                  |                        |
|--|-------------|------------|----------------|--------|--------------------------------------|---------------------|----|----------------|-------------------------------------|------------------------|
|    | 28081.0003  |            |                | Bunn   | AUGER DRIVE SHAFT ASSEMBLY, .188 PIN | FOR ULTRA NX        | EA | PART           | <input checked="" type="checkbox"/> | Non-Stocked, Lead Time |
|    | 28086.0001  | 28086.0001 |                | Bunn   | DRIP TRAY, BLACK                     | FOR ULTRA-2         | EA | Drip Tray      | <input type="checkbox"/>            |                        |
|    | 28093.1000  |            |                | Bunn   | MOTOR, AUGER, 120V                   | FOR ULTRA-2         | EA | Motor          | <input checked="" type="checkbox"/> | Non-Stocked, Lead Time |
|    | 28093.1015  |            |                | Bunn   | AUGER MOTOR 120V, .188 PIN           | FOR ULTRA NX        | EA | Motor          | <input checked="" type="checkbox"/> | Non-Stocked, Lead Time |
|    | 28122.0000  | 28122.0000 |                | Bunn   | AIR FILTER                           | FOR ULTRA-2         | EA | Air Filter     | <input type="checkbox"/>            |                        |
|    | 28122.0002  |            |                | Bunn   | FILTER, AIR 13.562 X 11.062 MAGNETIC | FOR ULTRA NX        | EA | Air Filter     | <input checked="" type="checkbox"/> | Non-Stocked, Lead Time |
|   | 28295.0000  |            |                | Bunn   | FAN MOTOR KIT AND BRACKET ASSY, 120V | FOR IMIX-3S         | EA | Motor          | <input checked="" type="checkbox"/> | Non-Stocked, Lead Time |
|  | 28297.0001  |            |                | Bunn   | HOSE, VACUUM, 16"                    | FOR IMIX-3S         | EA | PART           | <input checked="" type="checkbox"/> | Non-Stocked, Lead Time |
|  | 28327.0002  |            |                | Bunn   | BALLAST, 120V/60HZ, WITH TERMINALS   | FOR IMIX-3S         | EA | PART           | <input checked="" type="checkbox"/> | Non-Stocked, Lead Time |
|  | 28428.1000  |            |                | Bunn   | MOTOR, WHIPPER, 120V                 | FOR IMIX-3S         | EA | Motor          | <input checked="" type="checkbox"/> | Non-Stocked, Lead Time |










| Picture  | Vendor Item | GIS Item | Alternate Item | Vendor | Item Description 01            | Item Description 02                        | UM | Classification | NS                                  |                        |
|--|-------------|----------|----------------|--------|--------------------------------|--|----|----------------|-------------------------------------|------------------------|
|    | 28735.0000  |          |                | Bunn   | LID, TANK                      | FOR ITCB-DV                                | EA | PART           | <input checked="" type="checkbox"/> | Non-Stocked, Lead Time |
|    | 28735.0002  |          |                | Bunn   | TANK LID, 2-PROBE              | FOR AXIOM-15-3                             | EA | PART           | <input checked="" type="checkbox"/> | Non-Stocked, Lead Time |
|    | 28759.0000  |          |                | Bunn   | PUMP HEAD ASSEMBLY             | FOR JDF-2S / JDF-4S                        | EA | PART           | <input checked="" type="checkbox"/> | Non-Stocked, Lead Time |
|    | 28832.1001  |          |                | Bunn   | CIRCUIT BOARD, DISPLAY, 120V   | FOR IMIX-3S                                | EA | Control Board  | <input checked="" type="checkbox"/> | Non-Stocked, Lead Time |
|    | 28857.0000  |          |                | Bunn   | SWITCH, TOGGLE, RUN/RINSE      | FOR IMIX-3S                                | EA | PART           | <input checked="" type="checkbox"/> | Non-Stocked, Lead Time |
|    | 28860.0000  |          |                | Bunn   | TRANSFORMER 120V, FOR LIT DOOR | 115/230 to 24 Volt, 50/60HZ, FOR JDF-2S/4S | EA | Transformer    | <input checked="" type="checkbox"/> | Non-Stocked, Lead Time |
|   | 28866.0000  |          |                | Bunn   | RECEPTACLE, WHIPPER CHAMBER    | FOR IMIX-3S                                | EA | PART           | <input checked="" type="checkbox"/> | Non-Stocked, Lead Time |
|  | 28867.0000  |          |                | Bunn   | SLINGER                        | FOR IMIX-3S                                | EA | PART           | <input checked="" type="checkbox"/> | Non-Stocked, Lead Time |
|  | 28891.1000  |          |                | Bunn   | PROBE, TEMPERATURE, 7.75"      | FOR JDF-2S / JDF-4S                        | EA | Probe          | <input checked="" type="checkbox"/> | Non-Stocked, Lead Time |
|  | 29072.0000  |          |                | Bunn   | WIRING HARNESS, MAIN, 120V     | FOR AXIOM-15-3                             | EA | Wire Harness   | <input checked="" type="checkbox"/> | Non-Stocked, Lead Time |

| Picture   | Vendor Item | GIS Item   | Alternate Item | Vendor | Item Description 01                      | Item Description 02                    | UM | Classification     | NS                                  |                        |
|---|-------------|------------|----------------|--------|--|--|----|--------------------|-------------------------------------|------------------------|
|    | 29075.0000  |            |                | Bunn   | FAUCET ASSEMBLY, HOT WATER, STANDARD     | W/ HANDLE AND WARNING LABEL, AXIOM     | EA | PART               | <input checked="" type="checkbox"/> | Non-Stocked, Lead Time |
|    | 29084.0004  |            |                | Bunn   | FAN ASSEMBLY, CONDENSER, 120V            | FOR ULTRA-2                            | EA | Motor              | <input checked="" type="checkbox"/> | Non-Stocked, Lead Time |
|     | 29329.1000  |            |                | Bunn   | THERMISTAT, HIGH LIMIT 15 AMP            | FOR TB3Q/6Q /AXIOM-15-3/ICB-DV/IMIX-3S | EA | PART               | <input checked="" type="checkbox"/> | Non-Stocked, Lead Time |
|    | 29485.1004  |            |                | Bunn   | TANK HEATER, 1800W, 120V, UPPER COIL     | FOR ITCB-DV                            | EA | PART               | <input checked="" type="checkbox"/> | Non-Stocked, Lead Time |
|     | 29485.1005  |            |                | Bunn   | TANK HEATER, 2268W, 120V                 | FOR ICB-DV                             | EA | PART               | <input checked="" type="checkbox"/> | Non-Stocked, Lead Time |
|    | 29563.0000  |            |                | Bunn   | KRYTOX GREASE KIT (.11264 OZ)            | FOR ULTRA NX                           | EA | Accessory, General | <input checked="" type="checkbox"/> | Non-Stocked, Lead Time |
|    | 29702.1000  |            |                | Bunn   | PLUNGER, ASSEMBLY, HOPPER LOCK           | FOR ULTRA NX                           | EA | PART               | <input checked="" type="checkbox"/> | Non-Stocked, Lead Time |
|  | 29951.0004  |            |                | Bunn   | CONDENSER, AIR                           | FOR JDF-2S / JDF-4S                    | EA | Condenser          | <input checked="" type="checkbox"/> | Non-Stocked, Lead Time |
|   | 32068.0001  | 32068.0001 |                | Bunn   | COVER, DRIP TRAY, BLACK                  | FOR ULTRA-2                            | EA | Cup Rest           | <input type="checkbox"/>            |                        |
|   | 32079.0001  |            |                | Bunn   | SEAL, HOPPER, COOLING DRUM TO HOPPER MTG | FOR ULTRA NX                           | EA | PART               | <input checked="" type="checkbox"/> | Non-Stocked, Lead Time |



| Picture  | Vendor Item | GIS Item   | Alternate Item | Vendor | Item Description 01                 | Item Description 02                | UM | Classification       | NS                                  |                        |
|--|-------------|------------|----------------|--------|-------------------------------------|------------------------------------|----|----------------------|-------------------------------------|------------------------|
|    | 32092.0003  |            |                | Bunn   | DRUM ASSEMBLY, COOLING, BLACK       | FOR ULTRA-2                        | EA | PART                 | <input checked="" type="checkbox"/> | Non-Stocked, Lead Time |
|    | 32105.0001  | 32105.0001 |                | Bunn   | BLACK HOPPER VENTED INSERT          | FOR ULTRA-2                        | EA | PART                 | <input type="checkbox"/>            |                        |
|    | 32106.0000  |            |                | Bunn   | AUGER, HOPPER                       | FOR ULTRA NX                       | EA | PART                 | <input checked="" type="checkbox"/> | Non-Stocked, Lead Time |
|    | 32106.1000  |            |                | Bunn   | AUGER                               | FOR ULTRA-2                        | EA | PART                 | <input checked="" type="checkbox"/> | Non-Stocked, Lead Time |
|    | 32112.0004  |            |                | Bunn   | REFRIG SOLENOID BRACKET             | FOR ULTRA NX                       | EA | PART                 | <input checked="" type="checkbox"/> | Non-Stocked, Lead Time |
|    | 32116.1000  |            |                | Bunn   | PANEL, LOWER FRONT, STAINLESS STEEL | FOR ULTRA-2                        | EA | Splash Panel         | <input checked="" type="checkbox"/> | Non-Stocked, Lead Time |
|   | 32116.1001  |            |                | Bunn   | FRONT PANEL, BLACK                  | FOR ULTRA NX                       | EA | PART                 | <input checked="" type="checkbox"/> | Non-Stocked, Lead Time |
|  | 32121.0001  |            |                | Bunn   | ELECTRONIC CONTROL HOUSING          | FOR ULTRA NX                       | EA | PART                 | <input checked="" type="checkbox"/> | Non-Stocked, Lead Time |
|  | 32125.0000  |            |                | Bunn   | AIRPOT, 2.5L, LEVER ACTION          | STAINLESS STEEL LINER, FOR ITCB-DV | EA | Accessory (Beverage) | <input checked="" type="checkbox"/> | Non-Stocked, Lead Time |
|  | 32126.1004  | 32126.1004 |                | Bunn   | KIT, MEMBRANE SWITCH, BLACK         | FOR ULTRA-2                        | EA | PART                 | <input type="checkbox"/>            |                        |

| Picture  | Vendor Item | GIS Item   | Alternate Item | Vendor | Item Description 01                        | Item Description 02                   | UM | Classification          | NS                                  |                           |
|--|-------------|------------|----------------|--------|--|---------------------------------------|----|-------------------------|-------------------------------------|---------------------------|
|   | 32126.1006  |            |                | Bunn   | SWITCH<br>MEMBRANE KIT,<br>BLACK           | FOR ULTRA NX                          | EA | PART                    | <input checked="" type="checkbox"/> | Non-Stocked,<br>Lead Time |
|   | 32130.0000  |            |                | Bunn   | AIRPOT, 3.0 L,<br>LEVER ACTION             | STAINLESS STEEL<br>LINER, FOR ITCB-DV | EA | Accessory<br>(Beverage) | <input checked="" type="checkbox"/> | Non-Stocked,<br>Lead Time |
|   | 32133.0000  | 32133.0000 |                | Bunn   | SOLENOID VALVE<br>ASSEMBLY                 | FOR ULTRA-2                           | EA | PART                    | <input type="checkbox"/>            |                           |
|   | 32133.0003  |            |                | Bunn   | VALVE ASSEMBLY,<br>R290, SOLENOID,<br>120V | FOR ULTRA NX                          | EA | PART                    | <input checked="" type="checkbox"/> | Non-Stocked,<br>Lead Time |
|    | 32163.0000  |            |                | Bunn   | WIRE HARNESS,<br>MEMBRANE<br>SWITCH TO     | ELECTRONIC<br>CONTROL, FOR<br>ULTRA-2 | EA | Wire Harness            | <input checked="" type="checkbox"/> | Non-Stocked,<br>Lead Time |
|    | 32176.0000  |            |                | Bunn   | CONDENSER, AIR                             | FOR JDF-4S                            | EA | Condenser               | <input type="checkbox"/>            |                           |
|   | 32189.0000  | 32189.0000 |                | Bunn   | BUSHING, AUGER<br>NOSE                     | FOR ULTRA-2                           | EA | PART                    | <input type="checkbox"/>            |                           |
|  | 32190.1000  | 32190.1000 |                | Bunn   | BOWL ASSEMBLY,<br>HOPPER                   | FOR ULTRA-2                           | EA | PART                    | <input type="checkbox"/>            |                           |
|  | 32190.1016  |            |                | Bunn   | HOPPER, 3-GALLON                           | FOR ULTRA NX                          | EA | PART                    | <input checked="" type="checkbox"/> | Non-Stocked,<br>Lead Time |
|  | 32190.1017  |            |                | Bunn   | HOPPER, ULTRA NC<br>CFV / LAF              | FOR ULTRA NX<br>AUTO                  | EA | PART                    | <input checked="" type="checkbox"/> | Non-Stocked,<br>Lead Time |

| Picture   | Vendor Item | GIS Item   | Alternate Item | Vendor | Item Description 01              | Item Description 02 | UM | Classification | NS                                  |
|---|-------------|------------|----------------|--------|----------------------------------|---------------------|----|----------------|-------------------------------------|
|     | 32195.0000  | 32195.0000 |                | Bunn   | LINER ASSEMBLY, HOPPER COVER     | FOR ULTRA-2         | EA | PART           | <input type="checkbox"/>            |
|    | 32256.0000  |            |                | Bunn   | DRYER, FILTER                    | FOR ULTRA-2         | EA | PART           | <input checked="" type="checkbox"/> |
|    | 32256.0003  |            |                | Bunn   | DRYER, R290A, .250 ID 1 IN/2 OUT | FOR ULTRA NX        | EA | PART           | <input checked="" type="checkbox"/> |
|     | 32263.0000  |            |                | Bunn   | WIRE HARNESS, MAIN, 120V         | FOR ULTRA-2         | EA | Wire Harness   | <input checked="" type="checkbox"/> |
|     | 32266.0053  | 32266.0000 |                | Bunn   | INSERT, DISPLAY, GOURMET ICE     | FOR ULTRA-2         | EA | Graphic        | <input type="checkbox"/>            |
|     | 32268.1000  | 32268.1000 |                | Bunn   | KIT, FAUCET SEALS, 2-PACK        | FOR ULTRA-2         | EA | PART           | <input type="checkbox"/>            |
|    | 32269.0000  | 32269.0000 |                | Bunn   | PROBE, THERMISTER                | FOR ULTRA-2         | EA | PART           | <input type="checkbox"/>            |
|  | 32337.0000  |            |                | Bunn   | MIXING BLADE                     | FOR IMIX-3S         | EA | PART           | <input checked="" type="checkbox"/> |
|  | 32386.0001  |            |                | Bunn   | DISK, AGITATOR                   | FOR IMIX-3S         | EA | PART           | <input checked="" type="checkbox"/> |
|  | 32400.0002  |            |                | Bunn   | DIGITAL TIMER BOARD, BREW, 120V  | FOR TB3Q / TB6Q     | EA | Control Board  | <input checked="" type="checkbox"/> |

Non-Stocked, Lead Time




Non-Stocked, Lead Time




Non-Stocked, Lead Time





Non-Stocked, Lead Time

Non-Stocked, Lead Time

Non-Stocked, Lead Time

| Picture  | Vendor Item | GIS Item | Alternate Item | Vendor | Item Description 01                         | Item Description 02                           | UM | Classification          | NS                                  |                           |
|--|-------------|----------|----------------|--------|---|---|----|-------------------------|-------------------------------------|---------------------------|
|    | 32449.0000  |          |                | Bunn   | SHAFT, AUGER                                | FOR ULTRA-2                                   | EA | PART                    | <input checked="" type="checkbox"/> | Non-Stocked,<br>Lead Time |
|    | 32572.1000  |          |                | Bunn   | SENSING COIL,<br>DUAL SMRTFNL               | FOR ICB-DV / ITCB-<br>DV                      | EA | PART                    | <input checked="" type="checkbox"/> | Non-Stocked,<br>Lead Time |
|    | 32613.1003  |          |                | Bunn   | MOTOR ASSEMBLY,<br>24 VDC 310 RPM           | FOR JDF-2S / JDF-4S                           | EA | Motor                   | <input checked="" type="checkbox"/> | Non-Stocked,<br>Lead Time |
|    | 32776.0000  |          |                | Bunn   | ACCUMULATOR                                 | FOR JDF-2S / JDF-4S                           | EA | PART                    | <input checked="" type="checkbox"/> | Non-Stocked,<br>Lead Time |
|    | 32906.0001  |          |                | Bunn   | PREVENTIVE<br>MAINTENANCE KIT               | FOR IMIX-3S                                   | EA | PART                    | <input checked="" type="checkbox"/> | Non-Stocked,<br>Lead Time |
|    | 33000.0008  |          |                | Bunn   | TDS-3.5, 3.5 GAL<br>RESERVOIR               | ICED TEA<br>DISPENSER, FOR<br>TB3Q/6Q/ITCB-DV | EA | Accessory<br>(Beverage) | <input type="checkbox"/>            |                           |
|   | 33363.0013  |          |                | Bunn   | POWER SUPPLY<br>24VDC 1.1A 26.4W<br>1 PHASE | FOR ULTRA NX                                  | EA | PART                    | <input checked="" type="checkbox"/> | Non-Stocked,<br>Lead Time |
|  | 33602.0000  |          |                | Bunn   | FAN BLADE                                   | FOR JDF-2S / JDF-4S                           | EA | Fan Blade               | <input checked="" type="checkbox"/> | Non-Stocked,<br>Lead Time |
|  | 33603.0003  |          |                | Bunn   | MOTOR ASSEMBLY,<br>120V                     | FOR JDF-2S / JDF-4S                           | EA | Motor                   | <input checked="" type="checkbox"/> | Non-Stocked,<br>Lead Time |
|  | 33856.1000  |          |                | Bunn   | AIR FILTER                                  | FOR JDF-4S                                    | EA | Air Filter              | <input checked="" type="checkbox"/> | Non-Stocked,<br>Lead Time |

| Picture   | Vendor Item | GIS Item   | Alternate Item | Vendor | Item Description 01                  | Item Description 02       | UM | Classification | NS                                  |                        |
|---|-------------|------------|----------------|--------|--------------------------------------|---------------------------|----|----------------|-------------------------------------|------------------------|
|    | 33937.0003  |            |                | Bunn   | TANK, ONE HEATER, 200 OZ, HIGH-LIME  | FOR AXIOM-15-3            | EA | PART           | <input checked="" type="checkbox"/> | Non-Stocked, Lead Time |
|    | 33937.0004  |            |                | Bunn   | TANK, 200 OZ, HIGH-LIME              | FOR ITCB-DV               | EA | PART           | <input checked="" type="checkbox"/> | Non-Stocked, Lead Time |
|    | 34069.1000  | 34069.1000 |                | Bunn   | COVER ASSEMBLY SST, 2-WARMER HOUSING | W/ DECALS, FOR AXIOM-15-3 | EA | PART           | <input type="checkbox"/>            |                        |
|     | 34245.0000  | 34245.0000 | 124652         | Bunn   | SEAL KIT, PREVENTATIVE MAINTENANCE   | FOR ULTRA-2 / ULTRA NX    | EA | PART           | <input type="checkbox"/>            |                        |
|     | 34307.1001  |            |                | Bunn   | TRANSFORMER, 120V                    | FOR ITCB-DV               | EA | Transformer    | <input checked="" type="checkbox"/> | Non-Stocked, Lead Time |
|    | 34667.0000  |            |                | Bunn   | DOOR LATCH                           | FOR JDF-2S                | EA | PART           | <input checked="" type="checkbox"/> | Non-Stocked, Lead Time |
|    | 34829.0001  |            |                | Bunn   | TRANSFORMER ASSY, 120V TO 24V        | FOR IMIX-3S               | EA | Transformer    | <input checked="" type="checkbox"/> | Non-Stocked, Lead Time |
|  | 34836.0001  |            |                | Bunn   | PIN, SPLIT, .125 X .75               | FOR ULTRA-2               | EA | PART           | <input checked="" type="checkbox"/> | Non-Stocked, Lead Time |
|  | 34836.0002  |            |                | Bunn   | PIN, DRIVE .125" O.D. X .94"         | FOR ULTRA-2               | EA | PART           | <input checked="" type="checkbox"/> | Non-Stocked, Lead Time |
|   | 34868.0000  |            |                | Bunn   | SEAL, SPRAYHEAD                      | FOR ICB-DV / ITCB-DV      | EA | PART           | <input checked="" type="checkbox"/> | Non-Stocked, Lead Time |

| Picture   | Vendor Item | GIS Item | Alternate Item | Vendor | Item Description 01                        | Item Description 02      | UM | Classification          | NS                                  |                           |
|---|-------------|----------|----------------|--------|--|--------------------------|----|-------------------------|-------------------------------------|---------------------------|
|    | 35164.1001  |          |                | Bunn   | AIR FILTER                                 | FOR JDF-2S / JDF-4S      | EA | Air Filter              | <input checked="" type="checkbox"/> | Non-Stocked,<br>Lead Time |
|    | 35165.1003  |          |                | Bunn   | TANK FOAM<br>ASSEMBLY, WATER<br>BATH       | FOR JDF-2S               | EA | PART                    | <input checked="" type="checkbox"/> | Non-Stocked,<br>Lead Time |
|    | 35175.1002  |          |                | Bunn   | FILTER DRYER<br>ASSEMBLY                   | FOR JDF-2S               | EA | PART                    | <input checked="" type="checkbox"/> | Non-Stocked,<br>Lead Time |
|    | 35952.1006  |          |                | Bunn   | COIL, SOLENOID<br>ASSEMBLY, 120V           | FOR ICB-DV / ITCB-<br>DV | EA | PART                    | <input checked="" type="checkbox"/> | Non-Stocked,<br>Lead Time |
|    | 35980.1004  |          |                | Bunn   | COMPRESSOR,<br>120V (NT2168)               | FOR ULTRA-2              | EA | Compressor              | <input checked="" type="checkbox"/> | Non-Stocked,<br>Lead Time |
|    | 36029.0001  |          |                | Bunn   | THERMAL CARAFE,<br>1.9 L, BLACK LID        | FOR ITCB-DV              | EA | Accessory<br>(Beverage) | <input checked="" type="checkbox"/> | Non-Stocked,<br>Lead Time |
|   | 36231.0000  |          |                | Bunn   | MEMBRANE<br>SWITCH                         | FOR IMIX-3S              | EA | PART                    | <input checked="" type="checkbox"/> | Non-Stocked,<br>Lead Time |
|  | 36233.0000  |          |                | Bunn   | VALVE, WATER<br>INLET, 120V                | FOR ICB-DV               | EA | PART                    | <input checked="" type="checkbox"/> | Non-Stocked,<br>Lead Time |
|  | 36233.0005  |          |                | Bunn   | VALVE, WATER<br>INLET, 120V, W/<br>BRACKET | FOR JDF-4S               | EA | Water Valve             | <input checked="" type="checkbox"/> | Non-Stocked,<br>Lead Time |
|  | 36252.0001  |          |                | Bunn   | THERMAL CARAFE,<br>1.9 L, ORANGE LID       | FOR ITCB-DV              | EA | Accessory<br>(Beverage) | <input checked="" type="checkbox"/> | Non-Stocked,<br>Lead Time |

| Picture   | Vendor Item | GIS Item   | Alternate Item | Vendor | Item Description 01             | Item Description 02 | UM | Classification | NS                                  |                        |
|---|-------------|------------|----------------|--------|---------------------------------|---------------------|----|----------------|-------------------------------------|------------------------|
|     | 36576.0000  |            |                | Bunn   | SPRAYHEAD TUBE                  | FOR TB3Q / TB6Q     | EA | PART           | <input checked="" type="checkbox"/> | Non-Stocked, Lead Time |
|    | 36604.0000  |            |                | Bunn   | TANK, SINGLE, 384 OZ, HIGH-LIME | FOR ICB-DV          | EA | PART           | <input checked="" type="checkbox"/> | Non-Stocked, Lead Time |
|     | 36605.0000  |            |                | Bunn   | GASKET, SINGLE TANK LID, 8"     | FOR ICB-DV          | EA | PART           | <input checked="" type="checkbox"/> | Non-Stocked, Lead Time |
|     | 36606.0001  |            |                | Bunn   | TANK LID, SINGLE                | FOR ICB-DV-TALL     | EA | PART           | <input checked="" type="checkbox"/> | Non-Stocked, Lead Time |
|     | 36653.0001  |            |                | Bunn   | LID, HOPPER, 8 LB               | FOR IMIX-3S         | EA | PART           | <input checked="" type="checkbox"/> | Non-Stocked, Lead Time |
|    | 36675.0000  |            |                | Bunn   | WIRING HARNESS, SENSING COIL    | FOR ITCB-DV         | EA | Wire Harness   | <input checked="" type="checkbox"/> | Non-Stocked, Lead Time |
|    | 36695.1000  | 36695.1000 | 144939         | Bunn   | SEAL, KIT, SHAFT                | FOR ULTRA-2         | EA | PART           | <input type="checkbox"/>            |                        |
|  | 36741.1000  |            |                | Bunn   | TANK HEATER, 1700W, 120V        | FOR IMIX-3S         | EA | PART           | <input checked="" type="checkbox"/> | Non-Stocked, Lead Time |
|   | 36770.0000  |            |                | Bunn   | COUPLING, AUGER DRIVE           | FOR IMIX-3S         | EA | PART           | <input checked="" type="checkbox"/> | Non-Stocked, Lead Time |
|  | 36773.0000  |            |                | Bunn   | PLATE, AUGER DRIVE              | FOR IMIX-3S         | EA | PART           | <input checked="" type="checkbox"/> | Non-Stocked, Lead Time |








| Picture   | Vendor Item | GIS Item   | Alternate Item | Vendor | Item Description 01                           | Item Description 02                | UM | Classification | NS                                  |                           |
|---|-------------|------------|----------------|--------|---|------------------------------------|----|----------------|-------------------------------------|---------------------------|
|     | 36774.0000  |            |                | Bunn   | SPRING, HOPPER<br>COUPLING                    | FOR IMIX-3S                        | EA | PART           | <input checked="" type="checkbox"/> | Non-Stocked,<br>Lead Time |
|    | 37010.1001  |            |                | Bunn   | HOPPER<br>ASSEMBLY,<br>COMPLETE, 8 LBS        | FOR IMIX-3S                        | EA | PART           | <input checked="" type="checkbox"/> | Non-Stocked,<br>Lead Time |
|    | 37011.0001  |            |                | Bunn   | HOPPER, 8 LBS                                 | FOR IMIX-3S                        | EA | PART           | <input checked="" type="checkbox"/> | Non-Stocked,<br>Lead Time |
|     | 37037.1001  |            |                | Bunn   | GEARMOTOR<br>ASSEMBLY, AUGER                  | FOR IMIX-3S                        | EA | Motor          | <input checked="" type="checkbox"/> | Non-Stocked,<br>Lead Time |
|     | 37079.0000  |            |                | Bunn   | SWITCH, START,<br>BLACK, 250V (120V)          | FOR TB2Q / TB6Q                    | EA | PART           | <input checked="" type="checkbox"/> | Non-Stocked,<br>Lead Time |
|    | 37080.0000  |            |                | Bunn   | SWITCH, ON/OFF,<br>AMBER LIGHT<br>(RED), 120V | FOR TB3Q                           | EA | PART           | <input checked="" type="checkbox"/> | Non-Stocked,<br>Lead Time |
|   | 37080.0001  |            |                | Bunn   | SWITCH, START,<br>GREEN LIGHT, 120V           | FOR TB3Q                           | EA | PART           | <input checked="" type="checkbox"/> | Non-Stocked,<br>Lead Time |
|  | 37233.1007  |            |                | Bunn   | TANK KIT,<br>COMPLETE,<br>1680W, 120V         | W/ VENT TUBE<br>AND FLARE FITTING  | EA | PART           | <input checked="" type="checkbox"/> | Non-Stocked,<br>Lead Time |
|   | 37300.0359  | 37300.0359 |                | Bunn   | DOOR, PUSH<br>BUTTON, NO<br>WATER             | FOR JDF-4S<br>FLORIDA'S<br>NATURAL | EA | PART           | <input type="checkbox"/>            |                           |
|   | 37300.0361  | 37300.0361 |                | Bunn   | DOOR, PORTION<br>CONTROL, NO<br>WATER         | FOR JDF-4S<br>FLORIDA'S<br>NATURAL | EA | PART           | <input type="checkbox"/>            |                           |





| Picture   | Vendor Item | GIS Item   | Alternate Item | Vendor | Item Description 01                          | Item Description 02                    | UM | Classification | NS                                  |                        |
|---|-------------|------------|----------------|--------|--|--|----|----------------|-------------------------------------|------------------------|
|     | 37539.1000  |            |                | Bunn   | SHAFT, AUGER DRIVE,                          | FOR IMIX-3S, LATE MODELS               | EA | PART           | <input checked="" type="checkbox"/> | Non-Stocked, Lead Time |
|    | 37593.0001  |            |                | Bunn   | SEAL, COOLING DRUM TO SHAFT, .270 THK, BLACK | FOR ULTRA NT                           | EA | PART           | <input checked="" type="checkbox"/> | Non-Stocked, Lead Time |
|     | 37711.0000  |            |                | Bunn   | RELAY, 120V, 25A,                            | FOR ULTRA 2 / JDF-2S / JDF-4S          | EA | PART           | <input checked="" type="checkbox"/> | Non-Stocked, Lead Time |
|     | 37900.0344  | 37900.0344 |                | Bunn   | DOOR, PUSH BUTTON, W/ WATER                  | FOR JDF-2S FLORIDA'S NATURAL           | EA | PART           | <input type="checkbox"/>            |                        |
|    | 38018.1001  |            |                | Bunn   | DISPENSE VALVE                               | FOR JDF-2S / JDF-4S                    | EA | PART           | <input checked="" type="checkbox"/> | Non-Stocked, Lead Time |
|     | 38040.0016  |            |                | Bunn   | WIRING HARNESS, 120V                         | FOR ITCB-DV                            | EA | Wire Harness   | <input checked="" type="checkbox"/> | Non-Stocked, Lead Time |
|    | 38120.0005  |            |                | Bunn   | FITTING, BOTTLE ADAPTER                      | FOR JDF-2S / JDF-4S                    | EA | PART           | <input checked="" type="checkbox"/> | Non-Stocked, Lead Time |
|  | 38227.0000  |            |                | Bunn   | SPRAYHEAD CLEANING TOOL                      | FOR AXIOM-15-3                         | EA | TOOL           | <input checked="" type="checkbox"/> | Non-Stocked, Lead Time |
|   | 38568.0002  |            |                | Bunn   | GASKET, DOOR, SANTOPRENE, 9.50 X 17.21       | FOR JDF-2S                             | EA | PART           | <input checked="" type="checkbox"/> | Non-Stocked, Lead Time |
|   | 38708.1000  |            |                | Bunn   | CIRCUIT BOARD, TORQUE SENSOR                 | 120V/230V DUAL, FOR ULTRA 2 / ULTRA NX | EA | Control Board  | <input checked="" type="checkbox"/> | Non-Stocked, Lead Time |

| Picture   | Vendor Item | GIS Item   | Alternate Item | Vendor | Item Description 01                | Item Description 02               | UM | Classification | NS                                  |                        |
|---|-------------|------------|----------------|--------|------------------------------------|-----------------------------------|----|----------------|-------------------------------------|------------------------|
|    | 38760.1011  |            |                | Bunn   | PC BOARD, CONTROL FULL/HALF BATCH  | SWITCHES, RIGHT SIDE (TC) (ROHS)  | EA | Control Board  | <input checked="" type="checkbox"/> | Non-Stocked, Lead Time |
|    | 38760.1014  |            |                | Bunn   | PC BOARD, CONTROL FULL/HALF BATCH  | SWITCHES, LEFT SIDE (ROHS)        | EA | Control Board  | <input checked="" type="checkbox"/> | Non-Stocked, Lead Time |
|    | 38764.1001  | 38764.1001 |                | Bunn   | DRIP TRAY ASSEMBLY                 | FOR JDF-4S                        | EA | Drip Tray      | <input type="checkbox"/>            |                        |
|    | 38765.1000  |            |                | Bunn   | DRIP TRAY ASSEMBLY                 | FOR JDF-2S                        | EA | Drip Tray      | <input checked="" type="checkbox"/> | Non-Stocked, Lead Time |
|    | 38842.0002  |            |                | Bunn   | FACE PLATE, BLACK                  | FOR AXIOM-15-3                    | EA | PART           | <input checked="" type="checkbox"/> | Non-Stocked, Lead Time |
|    | 38873.0001  |            |                | Bunn   | HARNESS, DISPENSE PLATFORM         | HIGH-RATIO, FOR JDF-4S            | EA | Wire Harness   | <input checked="" type="checkbox"/> | Non-Stocked, Lead Time |
|   | 38894.0001  |            |                | Bunn   | SWITCH, ROCKER, MAIN, ON/OFF       | FOR ICB-DV                        | EA | PART           | <input checked="" type="checkbox"/> | Non-Stocked, Lead Time |
|  | 38940.0006  |            |                | Bunn   | WIRING HARNESS, MAIN, FOR DOORS W/ | FLORESCENT LIGHTING, FOR IMIX-3S  | EA | Wire Harness   | <input checked="" type="checkbox"/> | Non-Stocked, Lead Time |
|  | 38940.0026  |            |                | Bunn   | WIRING HARNESS, MAIN, FOR DOORS W/ | LED LIGHTING, FOR IMIX-3S         | EA | Wire Harness   | <input checked="" type="checkbox"/> | Non-Stocked, Lead Time |
|  | 39085.1001  |            |                | Bunn   | PROBE, TEMPERATURE SENSOR 10.5"    | FOR AXIOM-15-3 / ICB-DV / ITCB-DV | EA | Probe          | <input checked="" type="checkbox"/> | Non-Stocked, Lead Time |



| Picture   | Vendor Item | GIS Item   | Alternate Item | Vendor | Item Description 01                     | Item Description 02                     | UM | Classification       | NS   |
|---|-------------|------------|----------------|--------|---|---|----|----------------------|--|
|     | 39257.0000  | 39257.0000 | 148713         | Bunn   | PROBE ASSEMBLY KIT                      | FOR ULTRA-2                             | EA | PART                 | <input type="checkbox"/>                                   |
|    | 39285.1001  |            |                | Bunn   | VALVE, LIQUID DISPENSE, 120V            | FOR IMIX-3S                             | EA | PART                 | <input checked="" type="checkbox"/> Non-Stocked, Lead Time |
|    | 39302.0000  |            |                | Bunn   | CONTAINER ASSEMBLY                      | FOR JDF-2S / JDF-4S                     | EA | Accessory (Beverage) | <input checked="" type="checkbox"/> Non-Stocked, Lead Time |
|    | 39305.0000  |            |                | Bunn   | TRANSFORMER, 120V                       | FOR JDF-2S / JDF-4S                     | EA | Transformer          | <input checked="" type="checkbox"/> Non-Stocked, Lead Time |
|     | 39379.0000  |            |                | Bunn   | TANK FOAM ASSEMBLY, WATER BATH          | FOR JDF-4S                              | EA | PART                 | <input checked="" type="checkbox"/> Non-Stocked, Lead Time |
|     | 39442.0000  |            |                | Bunn   | AUGER WIRE, .156 DIA X 0.6 LEAD         | FOR IMIX-3S                             | EA | PART                 | <input checked="" type="checkbox"/> Non-Stocked, Lead Time |
|   | 39600.0001  |            |                | Bunn   | TDO-N-3.5, 3.5 GAL RESERVOIR, SOLID LID | ICED TEA DISPENSER, FOR TB3Q/6Q/ITCB-DV | EA | Accessory (Beverage) | <input checked="" type="checkbox"/> Non-Stocked, Lead Time |
|   | 39613.0000  |            |                | Bunn   | GRATE, DRIP TRAY                        | FOR JDF-4S                              | EA | Cup Rest             | <input checked="" type="checkbox"/> Non-Stocked, Lead Time |
|   | 39690.0000  |            |                | Bunn   | HOSE ASSEMBLY KIT - PUMP                | FOR JDF-2S / JDF-4S                     | EA | Accessory (Beverage) | <input checked="" type="checkbox"/> Non-Stocked, Lead Time |
|  | 39804.0004  |            |                | Bunn   | START CAPACITOR, 120V (NT2168)          | FOR ULTRA-2                             | EA | PART                 | <input checked="" type="checkbox"/> Non-Stocked, Lead Time |

| Picture   | Vendor Item | GIS Item | Alternate Item | Vendor | Item Description 01                    | Item Description 02               | UM | Classification | NS                                  |                        |
|---|-------------|----------|----------------|--------|--|-----------------------------------|----|----------------|-------------------------------------|------------------------|
|    | 39819.0004  |          |                | Bunn   | OVERLOAD PROTECTOR, 120V (NT2168)      | FOR ULTRA-2                       | EA | PART           | <input checked="" type="checkbox"/> | Non-Stocked, Lead Time |
|    | 39833.0004  |          |                | Bunn   | START RELAY, 120V (NT2168)             | FOR ULTRA 2                       | EA | PART           | <input checked="" type="checkbox"/> | Non-Stocked, Lead Time |
|    | 40041.0000  |          |                | Bunn   | NICKEL PLATED LEG, ADJUSTABLE (SINGLE) | FOR ULTRA NX                      | EA | Leg Set        | <input checked="" type="checkbox"/> | Non-Stocked, Lead Time |
|     | 40177.1000  |          |                | Bunn   | CIRCUIT BOARD                          | FOR JDF-2S / JDF-4S               | EA | Control Board  | <input checked="" type="checkbox"/> | Non-Stocked, Lead Time |
|     | 40280.1000  |          |                | Bunn   | CONTROL BOARD, MAIN, 120V, ROHS        | FOR IMIX-3S                       | EA | Control Board  | <input checked="" type="checkbox"/> | Non-Stocked, Lead Time |
|     | 40281.1000  |          |                | Bunn   | VALVE, WATER INLET, 120V               | FOR ITCB-DV                       | EA | PART           | <input checked="" type="checkbox"/> | Non-Stocked, Lead Time |
|   | 40752.0003  |          |                | Bunn   | FLOW METER, FOR SWEET BREW DISPENSING  | FOR ITCB-DV                       | EA | PART           | <input checked="" type="checkbox"/> | Non-Stocked, Lead Time |
|  | 40763.0002  |          |                | Bunn   | TOGGLE SWITCH (INCLUDES NUT)           | FOR AXIOM-15-3 / ICB-DV / ITCB-DV | EA | PART           | <input checked="" type="checkbox"/> | Non-Stocked, Lead Time |
|   | 40789.1000  |          |                | Bunn   | DRIP TRAY, EXTENDED, FOR LARGE CUPS    | FOR JDF-4S                        | EA | Drip Tray      | <input checked="" type="checkbox"/> | Non-Stocked, Lead Time |
|  | 41595.0010  |          |                | Bunn   | RESTRICTOR, FLOW ASSY, TNPLT, .50GPM   | .38 BARB X .38 BARB, FOR ITCB-DV  | EA | PART           | <input checked="" type="checkbox"/> | Non-Stocked, Lead Time |

| Picture   | Vendor Item | GIS Item | Alternate Item | Vendor | Item Description 01                    | Item Description 02                  | UM | Classification       | NS                                  |                        |
|---|-------------|----------|----------------|--------|--|--------------------------------------|----|----------------------|-------------------------------------|------------------------|
|    | 41595.0011  |          |                | Bunn   | RESTRICTOR, FLOW ASSY, TNPLT, .50GPM   | .38 BARB X .25 BARB, FOR ITCB-DV     | EA | PART                 | <input checked="" type="checkbox"/> | Non-Stocked, Lead Time |
|     | 42025.0000  |          |                | Bunn   | SOLENOID VALVE KIT, 120V               | FOR AXIOM-15-3                       | EA | PART                 | <input checked="" type="checkbox"/> | Non-Stocked, Lead Time |
|    | 42175.0003  |          |                | Bunn   | MOUNTING PLATE, COOLING DRUM, BLACK    | FOR ULTRA-2                          | EA | PART                 | <input checked="" type="checkbox"/> | Non-Stocked, Lead Time |
|    | 42193.0000  |          |                | Bunn   | CF VALVE                               | FOR ULTRA 2 AUTO                     | EA | PART                 | <input checked="" type="checkbox"/> | Non-Stocked, Lead Time |
|     | 42400.0101  |          |                | Bunn   | DECANTER, COFFEE, BLACK HANDLE, GLASS  | FOR AXIOM-15-3                       | EA | Accessory (Beverage) | <input checked="" type="checkbox"/> | Non-Stocked, Lead Time |
|     | 42401.0101  |          |                | Bunn   | DECANTER, COFFEE, ORANGE HANDLE, GLASS | FOR AXIOM-15-3                       | EA | Accessory (Beverage) | <input checked="" type="checkbox"/> | Non-Stocked, Lead Time |
|    | 42533.1001  |          |                | Bunn   | PC BOARD, CONTROL GREEN DISPLAY        | 120V, NON-MCDS, ROHS, FOR AXIOM-15-3 | EA | Control Board        | <input checked="" type="checkbox"/> | Non-Stocked, Lead Time |
|   | 42533.1201  |          |                | Bunn   | PC BOARD, CONTROL BLUE DISPLAY         | 120V, ROHS, FOR AXIOM-DV-TC          | EA | Control Board        | <input checked="" type="checkbox"/> | Non-Stocked, Lead Time |
|  | 42700.0200  |          |                | Bunn   | TF SERVER W/ BASE, 1 GAL               | DIGITAL SIGHT GAUGE (DSG)            | EA | Accessory (Beverage) | <input checked="" type="checkbox"/> | Non-Stocked, Lead Time |
|  | 42750.0200  |          |                | Bunn   | TF SERVER W/ BASE, 1.5 GAL             | DIGITAL SIGHT GAUGE (DSG)            | EA | Accessory (Beverage) | <input checked="" type="checkbox"/> | Non-Stocked, Lead Time |

| Picture   | Vendor Item | GIS Item   | Alternate Item | Vendor | Item Description 01                        | Item Description 02     | UM | Classification       | NS                                  |                        |
|---|-------------|------------|----------------|--------|--|-------------------------|----|----------------------|-------------------------------------|------------------------|
|    | 43121.0000  |            |                | Bunn   | FITTING, A, PL, BULKHEAD, 1/4" Bb (2)      | FOR ULTRA-2             | EA | Fitting, General     | <input checked="" type="checkbox"/> | Non-Stocked, Lead Time |
|    | 43122.0002  |            |                | Bunn   | FITTING, A, SS, .375 BARB X .125 MPT - 304 | FOR ULTRA-2             | EA | Fitting, General     | <input checked="" type="checkbox"/> | Non-Stocked, Lead Time |
|    | 43124.0001  |            |                | Bunn   | FITTING, A, PL, .250 BARB X .250 FPT       | FOR ULTRA 2 AUTO        | EA | Fitting, General     | <input checked="" type="checkbox"/> | Non-Stocked, Lead Time |
|    | 43130.0006  |            |                | Bunn   | VALVE ASSEMBLY, WATER, 120V                | FOR ULTRA 2 AUTO        | EA | Water Valve          | <input checked="" type="checkbox"/> | Non-Stocked, Lead Time |
|    | 43130.0007  | 43130.1007 |                | Bunn   | CF SOLENOID VALVE ASSEMBLY, 120V/60HZ      | FOR ULTRA-2             | EA | PART                 | <input type="checkbox"/>            |                        |
|    | 43145.0000  |            |                | Bunn   | BRACKET, SUPPORT                           | FOR ULTRA 2 AUTO        | EA | PART                 | <input checked="" type="checkbox"/> | Non-Stocked, Lead Time |
|   | 43694.0000  |            |                | Bunn   | SENSOR ASSEMBLY, TEMPERATURE               | FOR JDF-2S              | EA | PART                 | <input checked="" type="checkbox"/> | Non-Stocked, Lead Time |
|  | 43823.0002  |            |                | Bunn   | FITTING, DUAL INLET                        | FOR ULTRA 2 AUTO        | EA | PART                 | <input checked="" type="checkbox"/> | Non-Stocked, Lead Time |
|  | 43900.0001  |            |                | Bunn   | TD3T-N BREW THRU LID, 3.5 GAL              | COFFEE OR TEA DISPENSER | EA | Accessory (Beverage) | <input checked="" type="checkbox"/> | Non-Stocked, Lead Time |
|  | 43900.0002  |            |                | Bunn   | TD3T-N SOLID LID, 3.5 GAL                  | COFFEE OR TEA DISPENSER | EA | Accessory (Beverage) | <input checked="" type="checkbox"/> | Non-Stocked, Lead Time |

| Picture   | Vendor Item | GIS Item   | Alternate Item | Vendor | Item Description 01                 | Item Description 02                    | UM | Classification       | NS                                  |                        |
|---|-------------|------------|----------------|--------|-------------------------------------|--|----|----------------------|-------------------------------------|------------------------|
|     | 43920.0005  |            |                | Bunn   | SPRAYHEAD, 17 HOLE                  | FOR ICB-DV / ITCB-DV                   | EA | PART                 | <input checked="" type="checkbox"/> | Non-Stocked, Lead Time |
|    | 44000.0250  |            |                | Bunn   | TF SERVER, 1 GAL, NO BASE           | MECHANICAL SIGHT GAUGE                 | EA | Accessory (Beverage) | <input checked="" type="checkbox"/> | Non-Stocked, Lead Time |
|     | 44015.1001  |            |                | Bunn   | DRIP TRAY, EXTENDED, FOR LARGE CUPS | FOR JDF-2S                             | EA | Drip Tray            | <input checked="" type="checkbox"/> | Non-Stocked, Lead Time |
|     | 44023.0001  |            |                | Bunn   | SILICONE GREASE, 1 OZ TUBE          | FOR ULTRA NX                           | EA | Accessory, General   | <input checked="" type="checkbox"/> | Non-Stocked, Lead Time |
|    | 44039.1000  | 44039.1000 | 119143         | Bunn   | MAIN CONTROL BOARD W/ RTC           | FOR ULTRA-2                            | EA | Control Board        | <input type="checkbox"/>            |                        |
|    | 44071.0101  | 44071.0101 |                | Bunn   | ULTRA-2 CONVERSION KIT              | (CONVERTS MANUAL TO AUTOFILL)          | EA | PART                 | <input type="checkbox"/>            |                        |
|    | 44079.0002  |            |                | Bunn   | WIRING HARNESS, FLOW METER          | FOR SWEET BREW DISPENSING, FOR ITCB-DV | EA | Wire Harness         | <input checked="" type="checkbox"/> | Non-Stocked, Lead Time |
|  | 44614.0004  |            |                | Bunn   | HANDLE, EXTENDED, BLACK             | FOR ULTRA NX                           | EA | PART                 | <input checked="" type="checkbox"/> | Non-Stocked, Lead Time |
|  | 44820.0004  |            |                | Bunn   | RUN CAPACITOR, 120V (NT2168)        | FOR ULTRA 2                            | EA | PART                 | <input checked="" type="checkbox"/> | Non-Stocked, Lead Time |
|   | 45541.1000  | 45541.1000 |                | Bunn   | KIT, SWITCH COVER-4 VLV PUSH        | & HOLD ONLY (ADA KIT), FOR JDF-4S      | EA | PART                 | <input type="checkbox"/>            |                        |

| Picture   | Vendor Item | GIS Item | Alternate Item | Vendor | Item Description 01                      | Item Description 02   | UM | Classification   | NS                                  |                        |
|---|-------------|----------|----------------|--------|--|-----------------------|----|------------------|-------------------------------------|------------------------|
|    | 45950.1000  |          |                | Bunn   | EMBRANCO COMPRESSOR KIT, 120V, 60HZ      | EMIS70HHR, FOR JDF-4S | EA | Compressor       | <input checked="" type="checkbox"/> | Non-Stocked, Lead Time |
|    | 45965.1000  |          |                | Bunn   | REPAIR KIT, LIQUID DISPENSE VALVE        | FOR IMIX-3S           | EA | PART             | <input checked="" type="checkbox"/> | Non-Stocked, Lead Time |
|    | 46341.0000  |          |                | Bunn   | FITTING, A, SS, .125 X .250 PIPE THREAD  | FOR ULTRA 2 AUTO      | EA | Fitting, General | <input checked="" type="checkbox"/> | Non-Stocked, Lead Time |
|    | 47270.0001  |          |                | Bunn   | GASKET W/ TABS, TANK LID                 | FOR TB3Q / TB6Q       | EA | PART             | <input checked="" type="checkbox"/> | Non-Stocked, Lead Time |
|    | 47297.0001  |          |                | Bunn   | CBA & MAG CORD ASSY, LED-ULTRA HPR COVER | FOR ULTRA NX          | EA | PART             | <input checked="" type="checkbox"/> | Non-Stocked, Lead Time |
|    | 47575.1000  |          |                | Bunn   | READY LIGHT, GREEN, 120V                 | FOR TB3Q / TB6Q       | EA | PART             | <input checked="" type="checkbox"/> | Non-Stocked, Lead Time |
|   | 47581.0000  |          |                | Bunn   | EVAPORATOR COIL ASSEMBLY                 | FOR JDF-2S            | EA | PART             | <input checked="" type="checkbox"/> | Non-Stocked, Lead Time |
|  | 47581.0001  |          |                | Bunn   | EVAPORATOR COIL                          | FOR JDF-4S            | EA | Coil             | <input checked="" type="checkbox"/> | Non-Stocked, Lead Time |
|  | 50477.1001  |          |                | Bunn   | CONTROL BOARD, MEMBRANE SWITCH           | FOR JDF-2S            | EA | Control Board    | <input checked="" type="checkbox"/> | Non-Stocked, Lead Time |
|  | 50489.1000  |          |                | Bunn   | MEMBRANE SWITCH, PUSH BUTTON             | FOR JDF-2S            | EA | PART             | <input checked="" type="checkbox"/> | Non-Stocked, Lead Time |



| Picture  | Vendor Item | GIS Item | Alternate Item | Vendor | Item Description 01           | Item Description 02  | UM | Classification       | NS                                  |                        |
|--|-------------|----------|----------------|--------|-------------------------------|----------------------|----|----------------------|-------------------------------------|------------------------|
|    | 52112.0003  |          |                | Bunn   | BACK, SPRAYHEAD, PLASTIC      | FOR ICB-DV / ITCB-DV | EA | PART                 | <input checked="" type="checkbox"/> | Non-Stocked, Lead Time |
|    | 52864.0000  |          |                | Bunn   | BEZEL                         | FOR ITCB-DV          | EA | PART                 | <input checked="" type="checkbox"/> | Non-Stocked, Lead Time |
|    | 52887.1000  |          |                | Bunn   | CONTROL BOARD, MAIN, 120V     | FOR ICB-DV / ITCB-DV | EA | Control Board        | <input checked="" type="checkbox"/> | Non-Stocked, Lead Time |
|    | 52904.0000  |          |                | Bunn   | MEMBRANE SWITCH               | FOR ICB-DV / ITCB-DV | EA | PART                 | <input checked="" type="checkbox"/> | Non-Stocked, Lead Time |
|    | 52904.0010  |          |                | Bunn   | MEMBRANE SWITCH, SWEET BREW   | FOR ITCB-DV          | EA | PART                 | <input checked="" type="checkbox"/> | Non-Stocked, Lead Time |
|    | 52922.0000  |          |                | Bunn   | SWITCH, ON/OFF, DISPENSE DECK | FOR JDF-2S / JDF-4S  | EA | PART                 | <input checked="" type="checkbox"/> | Non-Stocked, Lead Time |
|   | 52947.0001  |          |                | Bunn   | SEAL                          | FOR ITCB-DV          | EA | PART                 | <input checked="" type="checkbox"/> | Non-Stocked, Lead Time |
|  | 53344.0001  |          |                | Bunn   | SEAL                          | FOR ITCB-DV          | EA | PART                 | <input checked="" type="checkbox"/> | Non-Stocked, Lead Time |
|  | 53463.0021  |          |                | Bunn   | FUNNEL ASSY, COFFEE BLACK     | FOR ICB-DV / ITCB-DV | EA | Accessory (Beverage) | <input checked="" type="checkbox"/> | Non-Stocked, Lead Time |
|  | 53761.1000  |          |                | Bunn   | RECIRC PUMP KIT, 120/230VAC   | FOR JDF-2S / JDF-4S  | EA | Motor                | <input checked="" type="checkbox"/> | Non-Stocked, Lead Time |

| Picture  | Vendor Item | GIS Item   | Alternate Item | Vendor | Item Description 01                   | Item Description 02                   | UM | Classification | NS   |
|--|-------------|------------|----------------|--------|---------------------------------------|---------------------------------------|----|----------------|--|
|    | 53850.1000  | 53850.1000 |                | Bunn   | REPL. COMPRESSOR KIT ASSY, 115V       | (CUBIGEL B38G5L), FOR JDF-2S / JDF-4S | EA | Compressor     | <input type="checkbox"/>                                   |
|    | 56651.0001  |            |                | Bunn   | MOUNT, COOLING DRUM, BLACK            | FOR ULTRA NX                          | EA | PART           | <input checked="" type="checkbox"/> Non-Stocked, Lead Time |
|    | 56751.0000  |            |                | Bunn   | CONDENSER, 12" X 12" X 1.875"         | FOR ULTRA NX                          | EA | Condenser      | <input checked="" type="checkbox"/> Non-Stocked, Lead Time |
|    | 56765.0001  |            |                | Bunn   | DRUM ASSEMBLY, EVAP COATED FOAMED     | FOR ULTRA NX                          | EA | PART           | <input checked="" type="checkbox"/> Non-Stocked, Lead Time |
|    | 56771.0000  |            |                | Bunn   | VALVE ASSEMBLY, SPRAYHEAD, 120V, DUAL | FOR ITCB-DV                           | EA | PART           | <input checked="" type="checkbox"/> Non-Stocked, Lead Time |
|    | 56771.0003  |            |                | Bunn   | VALVE ASSEMBLY, SPRAYHEAD, 120V       | FOR ICB-DV                            | EA | PART           | <input checked="" type="checkbox"/> Non-Stocked, Lead Time |
|   | 57588.0000  |            |                | Bunn   | LINER, HOPPER COVER                   | FOR ULTRA NX                          | EA | PART           | <input checked="" type="checkbox"/> Non-Stocked, Lead Time |
|  | 57588.0001  |            |                | Bunn   | COVER, HOPPER, BLACK                  | FOR ULTRA NX                          | EA | PART           | <input checked="" type="checkbox"/> Non-Stocked, Lead Time |
|  | 57598.0000  |            |                | Bunn   | FAN, 200 MM 120VAC                    | FOR ULTRA NX                          | EA | Motor          | <input checked="" type="checkbox"/> Non-Stocked, Lead Time |
|  | 57625.1002  |            |                | Bunn   | PTC HEATER KIT, 120V                  | FOR ULTRA NX                          | EA | PART           | <input checked="" type="checkbox"/> Non-Stocked, Lead Time |

| Picture  | Vendor Item | GIS Item | Alternate Item | Vendor | Item Description 01                  | Item Description 02 | UM | Classification | NS                                  |                        |
|--|-------------|----------|----------------|--------|--------------------------------------|---------------------|----|----------------|-------------------------------------|------------------------|
|    | 57640.1000  |          |                | Bunn   | COMPRESSOR, EMBRANCO, 115V-127V      | FOR ULTRA NX        | EA | Compressor     | <input checked="" type="checkbox"/> | Non-Stocked, Lead Time |
|    | 57641.0000  |          |                | Bunn   | RELAY, COMPRESSOR START, 115V        | FOR ULTRA NX        | EA | PART           | <input checked="" type="checkbox"/> | Non-Stocked, Lead Time |
|    | 57642.0000  |          |                | Bunn   | CAPACITOR, START, 115-127V           | FOR ULTRA NX        | EA | PART           | <input checked="" type="checkbox"/> | Non-Stocked, Lead Time |
|    | 57643.0000  |          |                | Bunn   | CAPACITOR ASSY, RUN, 115V            | FOR ULTRA NX        | EA | PART           | <input checked="" type="checkbox"/> | Non-Stocked, Lead Time |
|    | 57659.1001  |          |                | Bunn   | DRIP TRAY, BLACK                     | FOR ULTRA NX        | EA | Drip Tray      | <input checked="" type="checkbox"/> | Non-Stocked, Lead Time |
|    | 57660.0001  |          |                | Bunn   | DRIP TRAY COVER, BLACK               | FOR ULTRA NX        | EA | Cup Rest       | <input checked="" type="checkbox"/> | Non-Stocked, Lead Time |
|   | 57667.1000  |          |                | Bunn   | MAIN CBA KIT                         | FOR ULTRA NX        | EA | Control Board  | <input checked="" type="checkbox"/> | Non-Stocked, Lead Time |
|  | 57678.1001  |          |                | Bunn   | LID ASSEMBLY, DISPLAY, HOPPER, BLACK | FOR ULTRA NX        | EA | PART           | <input checked="" type="checkbox"/> | Non-Stocked, Lead Time |
|  | 57751.0000  |          |                | Bunn   | COOLING DRUM SEAL INSERTION TOOL     | FOR ULTRA NX        | EA | TOOL           | <input checked="" type="checkbox"/> | Non-Stocked, Lead Time |
|  | 57775.0000  |          |                | Bunn   | RELAY, 40A DPST NO 24VDC, R290       | FOR ULTRA NX        | EA | PART           | <input checked="" type="checkbox"/> | Non-Stocked, Lead Time |

| Picture   | Vendor Item | GIS Item   | Alternate Item | Vendor | Item Description 01                  | Item Description 02           | UM | Classification       | NS                                  |
|---|-------------|------------|----------------|--------|--------------------------------------|-------------------------------|----|----------------------|-------------------------------------|
|    | 57793.0000  |            |                | Bunn   | VALVE, FAUCET FROZEN, BLACK          | FOR ULTRA NX                  | EA | PART                 | <input checked="" type="checkbox"/> |
|    | 58054.0000  | 58054.0000 |                | Bunn   | PM KIT                               | FOR ULTRA NX                  | EA | PART                 | <input type="checkbox"/>            |
|    | M2550.0000  |            |                | Bunn   | LUBRI-FILM TUBES, 4 OZ HAYNES        | HEAVY DUTY SANITARY LUBRICANT | EA | Accessory, General   | <input checked="" type="checkbox"/> |
|    | M2550.0001  |            |                | Bunn   | LUBRI-FILM TUBES, 1 OZ HAYNES        | HEAVY DUTY SANITARY LUBRICANT | EA | Accessory, General   | <input checked="" type="checkbox"/> |
|    | 1000LCD     | 1000LCD    |                | Cambro | 1000LCD CAMTAINER, 11.75 GALLONS     | INSULATED BEVERAGE SERVER     | EA | Accessory (Beverage) | <input type="checkbox"/>            |
|    | 100LCD      | 100LCD     |                | Cambro | 100LCD CAMTAINER, 1.5 GALLONS        | INSULATED BEVERAGE SERVER     | EA | Accessory (Beverage) | <input type="checkbox"/>            |
|   | 14200       | 14200      |                | Cambro | VENT CAP, ALL CAMTAINERS             |                               | EA | PART                 | <input type="checkbox"/>            |
|  | 250LCD      | 250LCD     |                | Cambro | 250LCD CAMTAINER, 2.5 GALLONS        | INSULATED BEVERAGE SERVER     | EA | Accessory (Beverage) | <input type="checkbox"/>            |
|  | 300MPC157   | 300MPC     |                | Cambro | CAM CARRIER, BEIGE                   |                               | EA | Accessory, General   | <input type="checkbox"/>            |
|  | 350LCD      |            |                | Cambro | 350LCD SOUP CAMTAINER, 3.375 GALLONS | INSULATED SOUP SERVER         | EA | Accessory (Beverage) | <input checked="" type="checkbox"/> |

Non-Stocked, Lead Time

Non-Stocked, Lead Time

Non-Stocked, Lead Time

Non-Stocked, Lead Time

| Picture  | Vendor Item | GIS Item | Alternate Item | Vendor | Item Description 01                | Item Description 02          | UM | Classification       | NS                                  |
|--|-------------|----------|----------------|--------|------------------------------------|------------------------------|----|----------------------|-------------------------------------|
|   | 500LCD      | 500LCD   |                | Cambro | 500LCD CAMTAINER, 4.75 GALLONS     | INSULATED BEVERAGE SERVER    | EA | Accessory (Beverage) | <input type="checkbox"/>            |
|   | 60091       | 60091    |                | Cambro | LATCH ASSEMBLY, METAL, 2-HOLE      |                              | EA | PART                 | <input type="checkbox"/>            |
|    | 730FWT138   | 730FWT   |                | Cambro | FRESH WATER TANK, WHITE, MULTIPLEX | ** SPECIAL BUILT ITEM **     | EA | OTHER                | <input type="checkbox"/>            |
|   | CSR3110     | CSR3     |                | Cambro | CAMSERVER 3 GALLON, BLACK          | Insulated Beverage CamServer | EA | OTHER                | <input type="checkbox"/>            |
|   | CSR5110     | CSR5     |                | Cambro | CAMSERVER 5 GALLON, BLACK          | Insulated Beverage CamServer | EA | OTHER                | <input type="checkbox"/>            |
|    | LCDCH       |          |                | Cambro | LCDCH CONDIMENT HOLDER             | FOR 250LCD AND 500LCD        | EA | Accessory, General   | <input checked="" type="checkbox"/> |
|   | LCDCH10     |          |                | Cambro | LCDCH10 CONDIMENT HOLDER           | FOR 1000LCD                  | EA | Accessory, General   | <input checked="" type="checkbox"/> |
|  | LCDES       |          |                | Cambro | LCDES EASY SERVE SPIGOT            | FOR LCD MODELS               | EA | Accessory, General   | <input checked="" type="checkbox"/> |
|  | R1000LCD    |          |                | Cambro | R1000LCD RISER FOR 1000LCD         |                              | EA | Accessory, General   | <input checked="" type="checkbox"/> |
|  | R500LCD     |          |                | Cambro | R500LCD RISER                      | FOR 250LCD AND 500LCD        | EA | Accessory, General   | <input checked="" type="checkbox"/> |


Non-Stocked, Lead Time

Non-Stocked, Lead Time

Non-Stocked, Lead Time

Non-Stocked, Lead Time


Non-Stocked, Lead Time

| Picture   | Vendor Item | GIS Item  | Alternate Item         | Vendor                | Item Description 01                           | Item Description 02                            | UM | Classification           | NS                                  |
|---|-------------|-----------|------------------------|-----------------------|---|--|----|--------------------------|-------------------------------------|
|     | SCP64CW     | SCP64CW   |                        | Cambro                | CLEAR ICE SCOOP,<br>64 OZ                     |  | EA | Accessory (Ice<br>Maker) | <input type="checkbox"/>            |
|     | 11142-900   | 11142-900 |                        | Cannon<br>Equipment   | CO2 16 TANK<br>FORKLIFTABLE RACK              |  | EA | Accessory,<br>General    | <input type="checkbox"/>            |
|     | 11142-920   | 11142-920 |                        | Cannon<br>Equipment   | CO2 20 TANK<br>FORKLIFTABLE RACK              |  | EA | Accessory,<br>General    | <input type="checkbox"/>            |
|    | B20         | B20.003   | B20 / B20PD /<br>B20PB | Catalina<br>Cylinders | 20# CO2 CYLINDER<br>INCLUDES CGA 320<br>VALVE | FINISH: BRUSHED<br>SIDEWALL /<br>NATURAL CROWN | EA | Accessory,<br>General    | <input type="checkbox"/>            |
|    | B35         |           | B35 / B35PD /<br>B35PB | Catalina<br>Cylinders | 35# CO2 CYLINDER<br>INCLUDES CGA 320<br>VALVE | FINISH: BRUSHED<br>SIDEWALL /<br>NATURAL CROWN | EA | Accessory,<br>General    | <input checked="" type="checkbox"/> |
|    | B50         |           | B50 / B50PD /<br>B50PB | Catalina<br>Cylinders | 50# CO2 CYLINDER<br>INCLUDES CGA 320<br>VALVE | FINISH: BRUSHED<br>SIDEWALL /<br>NATURAL CROWN | EA | Accessory,<br>General    | <input checked="" type="checkbox"/> |
|   | 100-R       | 100-R     |                        | Chudnow               | Y WATER STRAINER                              |  | EA | PART                     | <input type="checkbox"/>            |
|   | 11-1837-000 | JO-CAGE   |                        | Chudnow               | REGULATOR<br>GUAGE CAGE                       |  | EA | Accessory<br>(Regulator) | <input type="checkbox"/>            |
|  | 132         | 132       |                        | Chudnow               | PUSH-BACK<br>FAUCET W/<br>PEDESTAL            |  | EA | PART                     | <input type="checkbox"/>            |
|  | 132-M       | 132-M     |                        | Chudnow               | LEVER NUT,<br>PUSHBACK FAUCET                 |  | EA | PART                     | <input type="checkbox"/>            |


Non-Stocked,  
Lead Time











Non-Stocked,  
Lead Time

| Picture   | Vendor Item | GIS Item    | Alternate Item | Vendor  | Item Description 01                              | Item Description 02           | UM | Classification   | NS                       |
|---|-------------|-------------|----------------|---------|--|-------------------------------|----|------------------|--------------------------|
|    | 132-M1      | 132-M1      |                | Chudnow | LEVER SCREW,<br>PUSHBACK FAUCET                  |                               | EA | PART             | <input type="checkbox"/> |
|    | 1421        | 1421        |                | Chudnow | CHANGEOVER<br>VALVE, CO2                         |                               | EA | PART             | <input type="checkbox"/> |
|    | 396CP4-K44B | 396CP4-K44B |                | Chudnow | 6 PORT AIR<br>DISTRIBUTION<br>MANIFOLD           | W/CENTER INLET<br>W/ SHUTOFFS | EA | PART             | <input type="checkbox"/> |
|    | 8KU-1       | 77-9013-01  |                | Chudnow | FITTING, UB, SS,<br>1/2" ID Bb (2) X<br>1/4" MFL |                               | EA | Fitting, General | <input type="checkbox"/> |
|    | 8KU-1H6     | 77-9012-01  |                | Chudnow | FITTING, UB, 1/2"<br>ID Bb X 3/8" ID Bb<br>STEM  | 180 "U" BEND                  | EA | Fitting, General | <input type="checkbox"/> |
|    | 8KU-4       | 77-9013-04  |                | Chudnow | FITTING, UB, 1/2"<br>ID Bb (2) X 1/4"<br>MFL (4) | 180 "U" BEND                  | EA | Fitting, General | <input type="checkbox"/> |
|   | 8KU-6       | 77-9013-06  |                | Chudnow | FITTING, UB, 1/2"<br>ID Bb (2) X 1/4"<br>MFL (6) | 180 "U" BEND                  | EA | Fitting, General | <input type="checkbox"/> |
|  | 911-69X     | 911-69X     |                | Chudnow | VENTED CHECK<br>VALVE, CARB STYLE                |                               | EA | PART             | <input type="checkbox"/> |
|  | 911-6F6     | 911-6F6     |                | Chudnow | VENTED CHECK<br>VALVE                            |                               | EA | PART             | <input type="checkbox"/> |
|  | 911-C       | 911-C       |                | Chudnow | SPOOL WITH O-<br>RINGS                           |                               | EA | PART             | <input type="checkbox"/> |

| Picture  | Vendor Item | GIS Item    | Alternate Item | Vendor  | Item Description 01                        | Item Description 02                 | UM | Classification   | NS                       |
|--|-------------|-------------|----------------|---------|--|-------------------------------------|----|------------------|--------------------------|
|    | B170-4LH4RH | B17-4LH4RH  |                | Chudnow | FITTING, 1/4" PIPE UNION (1) L/H X (1) R/H |                                     | EA | Fitting, General | <input type="checkbox"/> |
|    | B33-4       | B33-4       |                | Chudnow | FITTING, T, BR, 1/4" Bb (3)                |                                     | EA | Fitting, General | <input type="checkbox"/> |
|    | B37-4       | B37-4       |                | Chudnow | FITTING, C, BR, 1/4" Bb (4)                |                                     | EA | Fitting, General | <input type="checkbox"/> |
|    | B86-44      | B86-44      |                | Chudnow | FITTING, BRASS REDUCER                     |                                     | EA | Fitting, General | <input type="checkbox"/> |
|    | DOLE-1-45   | 77-0522-00  | 7129           | Chudnow | DOLE 45 INLET FITTING, 1/4 BARB            | Dole Valve Inlet to 1/4" Barb - 45° | EA | Fitting, General | <input type="checkbox"/> |
|    | JO-12       | JO-12       |                | Chudnow | FITTING, 1-1/8" HEX INLET NUT              |                                     | EA | Fitting, General | <input type="checkbox"/> |
|   | JO12-WRENCH | JO12-WRENCH | 22-0016        | Chudnow | CO2 WRENCH                                 |                                     | EA | TOOL             | <input type="checkbox"/> |
|  | KR1-47      | KR1-47      |                | Chudnow | KRIMP TOOL                                 |                                     | EA | TOOL             | <input type="checkbox"/> |
|  | KR1-55      | KR1-55      |                | Chudnow | KRIMP TOOL                                 |                                     | EA | TOOL             | <input type="checkbox"/> |
|  | KR1-65      | KR1-65      |                | Chudnow | KRIMP TOOL                                 |                                     | EA | TOOL             | <input type="checkbox"/> |























| Picture   | Vendor Item | GIS Item   | Alternate Item | Vendor  | Item Description 01                                 | Item Description 02      | UM | Classification   | NS                       |
|---|-------------|------------|----------------|---------|---|--------------------------|----|------------------|--------------------------|
|    | KR475       | KR475      |                | Chudnow | N/P FERRULE   |                          | EA | Hardware         | <input type="checkbox"/> |
|    | KR550       | KR550      |                | Chudnow | N/P FERRULE   |                          | EA | Hardware         | <input type="checkbox"/> |
|    | KR650       | KR650      |                | Chudnow | N/P FERRULE   |                          | EA | Hardware         | <input type="checkbox"/> |
|    | KU-1        | 77-9000-01 |                | Chudnow | FITTING, UB, 3/8"<br>ID Bb (2) X 1/4"<br>MFL (1)    | 180 "U" BEND             | EA | Fitting, General | <input type="checkbox"/> |
|    | KU-4        | 77-9000-04 |                | Chudnow | FITTING, UB, 3/8"<br>ID Bb (2) X 1/4"<br>MFL (4)    | 180 "U" BEND             | EA | Fitting, General | <input type="checkbox"/> |
|    | KU4H4       | KU4H4      |                | Chudnow | FITTING, UB, 3/8"<br>ID Bb (2) / 1/4" Bb<br>(4) OUT | 180 "U" BEND             | EA | Fitting, General | <input type="checkbox"/> |
|   | KU-5        | 77-9000-05 |                | Chudnow | FITTING, UB, 3/8"<br>ID Bb X 1/4" MFL (5)           | 180 "U" BEND             | EA | Fitting, General | <input type="checkbox"/> |
|  | NP50-8      | NP50-8     |                | Chudnow | FITTING, 1/2"<br>SWIVEL NUT                         |                          | EA | Fitting, General | <input type="checkbox"/> |
|  | NP52        | NP52       |                | Chudnow | FITTING, 1/2" CO2<br>HEX NUT                        |                          | EA | Fitting, General | <input type="checkbox"/> |
|  | RC-2335     | RC-2335    |                | Chudnow | TEE, 3/8 COMP. (2)<br>x 3/8" MPT (1)<br>(OBS)       | SHOWS (149) IN<br>STOCK. | EA | Fitting, General | <input type="checkbox"/> |

| Picture   | Vendor Item | GIS Item   | Alternate Item | Vendor  | Item Description 01                             | Item Description 02     | UM | Classification   | NS                       |
|---|-------------|------------|----------------|---------|---|-------------------------|----|------------------|--------------------------|
|    | S172-86     | 015881-40  |                | Chudnow | FITTING, ADAPTER<br>3/8 X 1/2 X 3/8             |                         | EA | Fitting, General | <input type="checkbox"/> |
|    | S21-2CC     | 77-0207-00 |                | Chudnow | FITTING, 5/16" FL<br>TO .156 ID HOSE<br>STEM    |                         | EA | Fitting, General | <input type="checkbox"/> |
|    | S21-86      | S21-86     |                | Chudnow | FITTING, 1/2" Bb X<br>3/8" FFL SWIVEL<br>NUT    |                         | EA | Fitting, General | <input type="checkbox"/> |
|    | S21-88      | S21-88     |                | Chudnow | FITTING, STEM, SS,<br>1/2" FL TO 1/2" ID<br>Bb  |                         | EA | Fitting, General | <input type="checkbox"/> |
|    | S22-4CO     | S22-4CO    |                | Chudnow | 1/4" X CO2 SODA<br>HOSE NIPPLE                  |                         | EA | Fitting, General | <input type="checkbox"/> |
|    | S25-45      | 77-0803-01 |                | Chudnow | FITTING, STEM, SS,<br>5/16" MFL X 1/4"<br>Bb    |                         | EA | Fitting, General | <input type="checkbox"/> |
|   | S31-45      | S31-45COMP |                | Chudnow | FITTING, L, SS,<br>5/16" COM X 1/4"<br>Bb (OBS) | SHOWS (13) IN<br>STOCK. | EA | Fitting, General | <input type="checkbox"/> |
|  | S33-2       | S33-2      |                | Chudnow | FITTING, T, SS, .156<br>ID Bb (3) HOSE TEE      |                         | EA | Fitting, General | <input type="checkbox"/> |
|  | S33-5       | S33-5      |                | Chudnow | FITTING, T, SS,<br>5/16" Bb (3) HOSE<br>TEE     |                         | EA | Fitting, General | <input type="checkbox"/> |
|  | S33-884     | 77-0910-00 |                | Chudnow | FITTING, T, SS, 1/2"<br>Bb (2) X 1/4" Bb (1)    |                         | EA | Fitting, General | <input type="checkbox"/> |

| Picture  | Vendor Item | GIS Item    | Alternate Item | Vendor  | Item Description 01                          | Item Description 02 | UM | Classification   | NS                       |
|--|-------------|-------------|----------------|---------|--|---------------------|----|------------------|--------------------------|
|    | S425-2      | S425-2      |                | Chudnow | RELIEF VALVE<br>100PSI, 1/8 MPT<br>STAINLESS |                     | EA | PART             | <input type="checkbox"/> |
|    | S470DVVF44  | S470DVVF44  |                | Chudnow | ASSE 1032<br>BACKFLOW<br>PREVENTOR           |                     | EA | PART             | <input type="checkbox"/> |
|    | S470DVVP66  | S470DVV     |                | Chudnow | ASSE 1032<br>BACKFLOW<br>PREVENTOR           |                     | EA | PART             | <input type="checkbox"/> |
|    | S470DVVP66X | S470DVVP66X |                | Chudnow | ASSE 1032<br>BACKFLOW<br>PREVENTOR           |                     | EA | PART             | <input type="checkbox"/> |
|    | S50-4       | S50-4       |                | Chudnow | 1/4 HEX NUT<br>STAINLESS STEEL               |                     | EA | Hardware         | <input type="checkbox"/> |
|    | S82-6       | 77-0704-02  |                | Chudnow | FITTING, UNION,<br>SS, 3/8" MFL (2)          |                     | EA | Fitting, General | <input type="checkbox"/> |
|   | S82-8       | 77-0725-03  |                | Chudnow | FITTING, UNION,<br>SS, 1/2" MFL (2)          |                     | EA | Fitting, General | <input type="checkbox"/> |
|  | S83-4       | 77-0709-01  |                | Chudnow | FITTING, 1/4"<br>FLARE PLUG                  |                     | EA | Fitting, General | <input type="checkbox"/> |
|  | S85-4CC     | 77-0712-01  |                | Chudnow | FITTING, A, SS, 1/4"<br>MFL X 5/16" FFL      |                     | EA | Fitting, General | <input type="checkbox"/> |
|  | S88-44      | 77-0750-01  |                | Chudnow | FITTING, A, SS, 1/4"<br>MFL X 1/4" MPT       |                     | EA | Fitting, General | <input type="checkbox"/> |

| Picture   | Vendor Item | GIS Item   | Alternate Item | Vendor             | Item Description 01                               | Item Description 02                               | UM | Classification        | NS                       |
|---|-------------|------------|----------------|--------------------|---|---|----|-----------------------|--------------------------|
|    | S91-44      | 77-0646-00 |                | Chudnow            | FITTING, L, SS, 1/4"<br>MFL TO 1/4" MFL           |   | EA | Fitting, General      | <input type="checkbox"/> |
|    | S91A-44     | 77-0677-00 | 7013           | Chudnow            | FITTING, 1/4"<br>SWIVEL NUT X 1/4"<br>FL ELBOW    | 1/4" Female Flare<br>Swivel to 1/4" Barb<br>Elbow | EA | Fitting, General      | <input type="checkbox"/> |
|    | S97-44      | S97-44     |                | Chudnow            | FITTING, T, SS, 1/4"<br>MFL (2) X 1/4" MPT<br>(1) |   | EA | Fitting, General      | <input type="checkbox"/> |
|    | TC-1        | TC-1       |                | Chudnow            | TAP CLAMP PLIERS                                  |   | EA | TOOL                  | <input type="checkbox"/> |
|    | TC-2A       | TC-2A      |                | Chudnow            | PLASTIC TAB<br>CLAMP BOX                          |   | EA | Accessory,<br>General | <input type="checkbox"/> |
|    | V13S        | CHV13S     |                | Chudnow            | FITTING, SS,<br>NEEDLE VALVE 1/4"<br>MFL          |   | EA | Fitting, General      | <input type="checkbox"/> |
|   | WS-002      | WS-002     |                | Chudnow            | WAITRESS STATION                                  |   | EA | PART                  | <input type="checkbox"/> |
|  | 10007       | 01-0032    |                | Coca-Cola<br>Parts | FITTING, L, SS, 1/4"<br>Bb TO LANCER GAS          |   | EA | Fitting, General      | <input type="checkbox"/> |
|  | 10050       | 02-0005    | 02-0005/01     | Coca-Cola<br>Parts | O-RING, CO2 INLET<br>FITTING                      |   | EA | O-Ring                | <input type="checkbox"/> |
|  | 10089       | 04-0044    |                | Coca-Cola<br>Parts | PROTECTIVE CAP                                    |   | EA | PART                  | <input type="checkbox"/> |

| Picture   | Vendor Item | GIS Item            | Alternate Item | Vendor          | Item Description 01            | Item Description 02            | UM | Classification         | NS                       |
|---|-------------|---------------------|----------------|-----------------|--------------------------------|--------------------------------|----|------------------------|--------------------------|
|    | 10090       | 04-0045             |                | Coca-Cola Parts | PROTECTIVE CAP                 |                                | EA | PART                   | <input type="checkbox"/> |
|    | 10125       | 04-0275             | 04-0275-SP     | Coca-Cola Parts | LANCER HALF-MOON SCREW         | FOR FS7000 / FS7100            | EA | Hardware               | <input type="checkbox"/> |
|    | 10141       | 05-0090             | 05-0090-SP     | Coca-Cola Parts | LANCER UNIVERSAL BRIX CUP      |                                | EA | Accessory (Beverage)   | <input type="checkbox"/> |
|    | 10151       | 05-0249             |                | Coca-Cola Parts | FIGAL ADAPTOR, PLASTIC         | 5-GALLON TO BIB HOSE           | EA | BIB Connector          | <input type="checkbox"/> |
|    | 103572      | 020000222           |                | Coca-Cola Parts | AGITATOR TIMER, SERVEND        | FOR MDH302 / MDH402 / S250M    | EA | PART                   | <input type="checkbox"/> |
|    | 103749      | 00212750            |                | Coca-Cola Parts | BOOSTER TANK MR44/50 3.2 GAL   | FOR WATER BOOSTER MODEL: WBK10 | EA | PART                   | <input type="checkbox"/> |
|   | 103950      | NBS-67-FANTA CHERRY | D37/38-FC-3-SG | Coca-Cola Parts | LEV FANTA CHERRY DECAL         |                                | EA | Decal                  | <input type="checkbox"/> |
|  | 104135      | 104135              | 155358-43      | Coca-Cola Parts | FILTER CARTRIDGE DUAL GRADIENT | FOR EVERPURE CB20-302 (2 Bowl) | EA | Water Filter Cartridge | <input type="checkbox"/> |
|  | 10417       | 10417               | 28310          | Coca-Cola Parts | GAGE 0-160 REAR MOUNT 1/4"     | * REPLACED BY CCP # 28310      | EA | PART                   | <input type="checkbox"/> |
|  | 10433       | 12931-22            | 12931022       | Coca-Cola Parts | PINK COIL SEV/FFV/GEV          | FOR SEV/FFV/GEV VALVE          | EA | PART                   | <input type="checkbox"/> |

| Picture  | Vendor Item | GIS Item            | Alternate Item  | Vendor          | Item Description 01                   | Item Description 02                         | UM | Classification          | NS                       |
|--|-------------|---------------------|-----------------|-----------------|---------------------------------------|---|----|-------------------------|--------------------------|
|   | 104561      | 104561              | Z02205GT        | Coca-Cola Parts | EASY TOUCH PORTION CONTROL            |   | EA | PART                    | <input type="checkbox"/> |
|   | 10467       | 31525-12            | 1003760         | Coca-Cola Parts | O-RING .30 MANIFOLD POPPET            |   | EA | O-Ring                  | <input type="checkbox"/> |
|   | 10481       | 23-0003-9           |                 | Coca-Cola Parts | O-RING 1/2"                           |   | EA | O-Ring                  | <input type="checkbox"/> |
|   | 10488       | 15321               | 71815321        | Coca-Cola Parts | RETAINING RING, 0.242 ID, SEV/FFV/GEV | FOR SEV/FFV/GEV VALVE / QUEST 2-4 / QUANTUM | EA | Hardware                | <input type="checkbox"/> |
|   | 1055057     | 50145               | 501-45          | Coca-Cola Parts | NOZZLE, FLOMATIC HF (OBS)             | SHOWS SIX (6) IN STOCK.                     | EA | PART                    | <input type="checkbox"/> |
|    | 105664      | 105664              | MC165366        | Coca-Cola Parts | 16-LINE INSULATED BUNDLE              |   | FT | Tubing, Beverage Bundle | <input type="checkbox"/> |
|  | 106447      | NBS-67-DIETDRPEPPER | D37/38-DDP-3-SG | Coca-Cola Parts | LEV DIET DR PEPPER DECAL              |   | EA | Decal                   | <input type="checkbox"/> |
|  | 1066382     | 219492              | 020007084       | Coca-Cola Parts | ELECTRONIC ICE BANK CONTROL KIT       | FOR 44G/44K22/44KX22 /44MR04/44MX04         | EA | PART                    | <input type="checkbox"/> |
|  | 1066382     | 119678              | 020007084       | Coca-Cola Parts | ICE BANK CONTROL CONVERSION KIT, 220V | FOR 44G/44K22/44KX22 /44MR04/44MX04         | EA | Accessory, Kit          | <input type="checkbox"/> |
|  | 1066437     | 5010111             | 5010111-ORA     | Coca-Cola Parts | DRIP TRAY                             | FOR MDH302                                  | EA | Drip Tray               | <input type="checkbox"/> |











| Picture   | Vendor Item | GIS Item | Alternate Item | Vendor          | Item Description 01               | Item Description 02                   | UM | Classification  | NS                                  |
|---|-------------|----------|----------------|-----------------|-----------------------------------|---------------------------------------|----|-----------------|-------------------------------------|
|    | 10665       | 16779    | 1007428        | Coca-Cola Parts | COIL FRAME, FFV                   | FOR QUEST E2-4 / FFV VALVE            | EA | PART            | <input type="checkbox"/>            |
|    | 1066766     | 1028-W   |                | Coca-Cola Parts | FLOMATIC WATER LEVER N/S          | LEVER WATER 424/464 VALVE             | EA | PART            | <input type="checkbox"/>            |
|     | 1066947     | 00216679 | 3002153        | Coca-Cola Parts | COIL, SYRUP 11.5FT, 3/8 DIA       | FOR MULTIPLEX, SERIES 44G             | EA | Coil            | <input type="checkbox"/>            |
|     | 1067085     | 1067085  | 020001288      | Coca-Cola Parts | 4-PORT MANIFOLD KIT               | FOR MD150 OR MII-250                  | EA | PART            | <input type="checkbox"/>            |
|    | 1067358     | 49613    | 1000923        | Coca-Cola Parts | SYRUP VALVE PORT                  | FOR CORNELIUS FFV VALVE               | EA | PART            | <input type="checkbox"/>            |
|     | 1067546     |          |                | Coca-Cola Parts | AIR PUMP MOTOR ASSEMBLY           |                                       | EA | Compressor, Air | <input checked="" type="checkbox"/> |
|    | 1067588     | 0051704  | 517-05         | Coca-Cola Parts | RETAINER, ELECTRIC, LEVER         | FOR FLOMATIC VALVE, SERIES 424 OR 464 | EA | PART            | <input type="checkbox"/>            |
|  | 1068506     | 686910   | 837206-9       | Coca-Cola Parts | WATER PRESSURE REGULATOR          | FOR MULTIPLEX MODELS                  | EA | PART            | <input type="checkbox"/>            |
|   | 106901      | 24039    |                | Coca-Cola Parts | FFV SOLD OUT SWITCH, W/ 3/8" BARB | FOR LEV 3.0/4.5 / FFV                 | EA | PART            | <input type="checkbox"/>            |
|   | 1070833     | 1001319  |                | Coca-Cola Parts | MD SERIES AGITATOR TIMER          | FOR MD-MDC150/200/250 / MD175         | EA | PART            | <input type="checkbox"/>            |

Non-Stocked,  
Lead Time

| Picture   | Vendor Item | GIS Item    | Alternate Item | Vendor          | Item Description 01                       | Item Description 02                       | UM | Classification | NS                       |
|---|-------------|-------------|----------------|-----------------|---|---|----|----------------|--------------------------|
|    | 10724       | PPC-372-303 | 21-1270-57     | Coca-Cola Parts | GAS DISCONNECT<br>1/4 FLAREPOWER<br>TRANS |   | EA | PART           | <input type="checkbox"/> |
|    | 10725       | PPC-373-303 | 21-1270-59     | Coca-Cola Parts | LIQUID<br>DISCONNECT 1/4<br>FLARE         |   | EA | PART           | <input type="checkbox"/> |
|    | 10726       | PPC-372-SNB | 21-1202-57     | Coca-Cola Parts | GAS DISCONNECT<br>1/4 BARB                |   | EA | PART           | <input type="checkbox"/> |
|    | 10727       | PPC-373-SNB | 21-1202-59     | Coca-Cola Parts | LIQUID<br>DISCONNECT 1/4<br>BARB          |   | EA | PART           | <input type="checkbox"/> |
|    | 10730       | 10730       |                | Coca-Cola Parts | COKE JUMPER, 2-3<br>PRONG                 | FOR MULTIPLEX<br>MODEL # 37F OR<br>MCD-37 | EA | PART           | <input type="checkbox"/> |
|    | 10731       | 17-0060     |                | Coca-Cola Parts | DEPRESSURIZER<br>VENT, FIGAL              |   | EA | PART           | <input type="checkbox"/> |
|   | 10732       | 65-1165-1   |                | Coca-Cola Parts | QUICK CONNECT<br>.500 NIPPLE              |   | EA | PART           | <input type="checkbox"/> |
|  | 10733       | 54-0066     | 54-0066-SP     | Coca-Cola Parts | RELIEF VALVE,<br>INTELLICARB              |   | EA | PART           | <input type="checkbox"/> |
|  | 10735       | 17-0342     | 17-0342-SP     | Coca-Cola Parts | GAS CHECK VALVE                           |   | EA | PART           | <input type="checkbox"/> |
|  | 10736       | 6511661     |                | Coca-Cola Parts | QUICK CONNECT<br>NIPPLE 3/4               |   | EA | PART           | <input type="checkbox"/> |



| Picture   | Vendor Item | GIS Item                     | Alternate Item      | Vendor          | Item Description 01                            | Item Description 02                              | UM | Classification | NS                       |
|---|-------------|------------------------------|---------------------|-----------------|--|--|----|----------------|--------------------------|
|    | 107424      | 107424                       | 54-0414-SP          | Coca-Cola Parts | NOZZLE ASSEMBLY<br>MMJ, FCOJ                   | FOR LANCER<br>Minute Maid 2 OR<br>4 (MMJ4) Valve | EA | PART           | <input type="checkbox"/> |
|    | 10746       | 26-0265                      | 26-0265/02          | Coca-Cola Parts | SWITCH, CHERRY,<br>SNAP ACTION, DB1,<br>LANCER | FOR LEV 3.0/4.5 /<br>FFV VALVES /<br>FS7000      | EA | PART           | <input type="checkbox"/> |
|    | 10746       | 18054                        | 26-0265/02          | Coca-Cola Parts | SWITCH, CHERRY,<br>SNAP ACTION, DB1,<br>LANCER | FOR LEV 3.0/4.5 /<br>FFV VALVES /<br>FS7000      | EA | PART           | <input type="checkbox"/> |
|    | 107477      | 107477                       | 01740000S           | Coca-Cola Parts | WATER STRAINER<br>INLET, 3/4 HOSE<br>BARB      | SS MESH  | EA | PART           | <input type="checkbox"/> |
|    | 10748       | 18070                        | 1012481             | Coca-Cola Parts | GASKET GUIDE<br>FFV/SEV PLATFORM               | FOR QUEST E2-4 /<br>MILLENNIUM II 4-6            | EA | PART           | <input type="checkbox"/> |
|    | 10773       | 10773                        | 280193              | Coca-Cola Parts | GAUGE 0-300 PSI,<br>RH HD TH, BTM MT           |  | EA | PART           | <input type="checkbox"/> |
|    | 10774       | 10774                        | 202720              | Coca-Cola Parts | GAUGE 0-3000 PSI<br>(RH THREAD)                |  | EA | PART           | <input type="checkbox"/> |
|  | 107744      | SF-1-<br>COKEZEROSU<br>GAR   | D18/19-CCZ-5-<br>SG | Coca-Cola Parts | COKE ZERO SUGAR<br>DECAL                       |  | EA | Decal          | <input type="checkbox"/> |
|  | 107744      | SF-1-<br>COKEZERO            | D18/19-CCZ-5-<br>SG | Coca-Cola Parts | COKE ZERO DECAL                                |  | EA | Decal          | <input type="checkbox"/> |
|  | 107745      | NBS-67-<br>COKEZEROSU<br>GAR | D37/38-CCZ-5-<br>SG | Coca-Cola Parts | COKE ZERO SUGAR<br>DECAL                       |  | EA | Decal          | <input type="checkbox"/> |










| Picture   | Vendor Item | GIS Item        | Alternate Item  | Vendor          | Item Description 01                | Item Description 02                         | UM | Classification        | NS                       |
|---|-------------|-----------------|-----------------|-----------------|------------------------------------|---|----|-----------------------|--------------------------|
|    | 107745      | NBS-67-COKEZERO | D37/38-CCZ-5-SG | Coca-Cola Parts | LEV COKE ZERO DECAL                |   | EA | Decal                 | <input type="checkbox"/> |
|    | 10796       | 19695           | 1006421         | Coca-Cola Parts | GUIDE ARMATURE ASSEMBLY GEV, QUEST | FOR QUEST E2-4 / MILLENNIUM II / QUANTUM    | EA | PART                  | <input type="checkbox"/> |
|    | 10807       | 23-0006-R       |                 | Coca-Cola Parts | O-RING, .75, FEMALE COUPLING       |   | EA | O-Ring                | <input type="checkbox"/> |
|    | 10817       | 23-0007-R       |                 | Coca-Cola Parts | O-RING, 1/2" COUPLING              |   | EA | O-Ring                | <input type="checkbox"/> |
|     | 108386      | P7083           |                 | Coca-Cola Parts | RACK, TOP SHELF, BIB, 28"          | 44239 TOP SHELF                             | EA | Bag-In-Box (BIB) Rack | <input type="checkbox"/> |
|    | 10847       | 461391R         |                 | Coca-Cola Parts | KEY, AL101                         |   | EA | PART                  | <input type="checkbox"/> |
|   | 10848       | 200911          | 6052321         | Coca-Cola Parts | HEAT SINK ASSEMBLY, AGITATOR       | FOR 44G/44K04/44KX04 /44K22/44KX22/50       | EA | PART                  | <input type="checkbox"/> |
|  | 10856       | 201085          |                 | Coca-Cola Parts | FILTER DISPOSABLE GERMICIDAL       | FOR MULTIPLEX MODELS 37K / 37T              | EA | PART                  | <input type="checkbox"/> |
|   | 10893       | 201309          | 00201309        | Coca-Cola Parts | EXPANSION VALVE (OBS)              | FOR MULTIPLEX 37F / 37K / 37T / 72 / MCD-37 | EA | TXV                   | <input type="checkbox"/> |
|   | 108988      | G55102UM        |                 | Coca-Cola Parts | G55 COKE SERVICE PUMP              |   | EA | Syrup Pump            | <input type="checkbox"/> |


| Picture   | Vendor Item | GIS Item            | Alternate Item  | Vendor          | Item Description 01                 | Item Description 02                          | UM | Classification   | NS                       |
|---|-------------|---------------------|-----------------|-----------------|-------------------------------------|--|----|------------------|--------------------------|
|    | 10907       | 202125              |                 | Coca-Cola Parts | CONTACTOR 3 POLE                    | FOR MULTIPLEX 37F/37K/37T/50MA04/50MAX04/50M | EA | PART             | <input type="checkbox"/> |
|    | 109101      | NBS-67-SEAGRAMSINGE | D37/38-SEA-1-SG | Coca-Cola Parts | SEAGRAMS GINGERALE DECAL            |  | EA | Decal            | <input type="checkbox"/> |
|     | 10921       | 203161              | 01740003        | Coca-Cola Parts | SYRUP FILTER ASSEMBLY, 3/8" BARB    |  | EA | PART             | <input type="checkbox"/> |
|     | 109331      | 109331              | 1041795         | Coca-Cola Parts | ABS SOLENOID VALVE                  | FOR ABS 1.0                                  | EA | PART             | <input type="checkbox"/> |
|    | 10942       | AJ550               | 00203901        | Coca-Cola Parts | FITTING, CHECK VALVE, COMPRESSOR    | FOR OLD STYLE GAST AIR COMPRESSOR            | EA | Fitting, General | <input type="checkbox"/> |
|    | 10944       | 10944               | 4KK25           | Coca-Cola Parts | FOAM-O-FILL, 12 OZ CAN              | INSUL., MINIMAL EXPANDING                    | EA | OTHER            | <input type="checkbox"/> |
|    | 10968       | 204742              |                 | Coca-Cola Parts | FITTING, 1-WAY BALL VALVE, 1/4" MPT | FOR MULTIPLEX 37F / 37K / 37T / MCD-37       | EA | Fitting, General | <input type="checkbox"/> |
|  | 109686      | SF-1-VAULT          | D18/19-V-SG     | Coca-Cola Parts | DECAL, VAULT, SF1/UF1, SINGLE (OBS) | SHOWS (55) IN STOCK.                         | EA | Decal            | <input type="checkbox"/> |
|  | 10969       | 204743              |                 | Coca-Cola Parts | FITTING, 3-WAY BALL VALVE, 1/4"     | FOR MULTIPLEX 37F / 37K / 37T / MCD-37       | EA | Fitting, General | <input type="checkbox"/> |
|  | 109690      | NBS-67-VAULT        | D37/38-V-SG     | Coca-Cola Parts | DECAL, VAULT, LEV, SINGLE (OBS)     | SHOWS (20) IN STOCK.                         | EA | Decal            | <input type="checkbox"/> |

| Picture   | Vendor Item | GIS Item  | Alternate Item | Vendor          | Item Description 01                  | Item Description 02                       | UM | Classification   | NS                       |
|---|-------------|-----------|----------------|-----------------|--------------------------------------|---|----|------------------|--------------------------|
|     | 109692      | LM-VAULT  | D680-V-SG      | Coca-Cola Parts | DECAL, VAULT, LINETAPE, SINGLE (OBS) | SHOWS (25) IN STOCK.                      | EA | Decal            | <input type="checkbox"/> |
|    | 10983       | 204778    | 1032104        | Coca-Cola Parts | AIRPUMP DRAIN VALVE (OBS)            | SHOWS ONE (1) IN STOCK.                   | EA | PART             | <input type="checkbox"/> |
|     | 10988       | 204789    |                | Coca-Cola Parts | FITTING, 1-WAY BALL VALVE, 3/8" MPT  | FOR MULTIPLEX 37F/37K/37T/44MR 04/44MX04  | EA | Fitting, General | <input type="checkbox"/> |
|    | 110008      | 020000410 |                | Coca-Cola Parts | ICE CHUTE LEVER                      | FOR MDH MODELS                            | EA | PART             | <input type="checkbox"/> |
|    | 11001       | 204864    | 00204864       | Coca-Cola Parts | SINGLE CHECK VALVE (OBS)             | SHOWS (5) IN STOCK.                       | EA | PART             | <input type="checkbox"/> |
|     | 11058       | 205754    | 01-2342        | Coca-Cola Parts | FITTING, 3/4" OD COMPRESSION NUT     | FOR MULTIPLEX 37F / 37K                   | EA | Fitting, General | <input type="checkbox"/> |
|    | 110908      | 151122    |                | Coca-Cola Parts | O-RING, ENDURANCE PREFILTER          | FOR CB20-302 (2 Bowl) / CB20-312 (3 Bowl) | EA | O-Ring           | <input type="checkbox"/> |
|   | 111011      | 620052948 | 1043401        | Coca-Cola Parts | ABS FRONT PANEL                      | FOR ABS 1.0                               | EA | PART             | <input type="checkbox"/> |
|   | 11115       | 20702     | 1019232        | Coca-Cola Parts | S-CLIP INLET FITTING                 | FOR SEV VALVE                             | EA | PART             | <input type="checkbox"/> |
|  | 11128       | 20904     |                | Coca-Cola Parts | SEV CAPILLARY/DIFFUSER (OBS)         | SHOWS (25) IN STOCK.                      | EA | PART             | <input type="checkbox"/> |

| Picture  | Vendor Item | GIS Item               | Alternate Item      | Vendor          | Item Description 01                      | Item Description 02                   | UM | Classification | NS                       |
|--|-------------|------------------------|---------------------|-----------------|--|---------------------------------------|----|----------------|--------------------------|
|    | 11138       | 21610                  | 1001450             | Coca-Cola Parts | WIRE HARNESS W/<br>WATER                 | FOR CORNELIUS<br>FFV VALVE            | EA | Wire Harness   | <input type="checkbox"/> |
|    | 11143       | 03-0096                | 03-0171             | Coca-Cola Parts | LANCER SODA<br>SPRING                    | FOR ABS 1.0 / LEV<br>3.0/4.5 / TD1700 | EA | PART           | <input type="checkbox"/> |
|    | 11144       | 03-0097                | 03-0169             | Coca-Cola Parts | LANCER SYRUP<br>SPRING                   | FOR LEV 3.0/4.5 /<br>TD1700           | EA | PART           | <input type="checkbox"/> |
|    | 11149       | 22070                  | 1010301             | Coca-Cola Parts | WIRE HARNESS<br>W/O WATER                | FOR CORNELIUS<br>FFV VALVE            | EA | Wire Harness   | <input type="checkbox"/> |
|    | 11155       | 22367-1                | 22367001C           | Coca-Cola Parts | CONTROL MECH<br>SYRUP FLOW ASSY<br>(OBS) | SHOWS (3) IN<br>STOCK.                | EA | PART           | <input type="checkbox"/> |
|    | 11202       | 23103                  | 1006002             | Coca-Cola Parts | SEV HOUSING &<br>LEAD ASSY               | FOR CORNELIUS<br>SEV / FFV VALVE      | EA | Wire Harness   | <input type="checkbox"/> |
|   | 11209       | 23746                  | 1002962             | Coca-Cola Parts | FFV SPRING                               | FOR CORNELIUS<br>FFV VALVE            | EA | PART           | <input type="checkbox"/> |
|  | 112343      | NBS-67-<br>GOLDPEAKTEA | D37/38-GPST-<br>1SG | Coca-Cola Parts | GOLD PEAK TEA<br>DECAL                   |                                       | EA | Decal          | <input type="checkbox"/> |
|  | 11274       | 24232-1                | 637441              | Coca-Cola Parts | SCREW-LEVER, 10<br>16 X 1/2 SS           | FOR CORNELIUS<br>FFV VALVE            | EA | Hardware       | <input type="checkbox"/> |
|  | 112758      | 020000409              |                     | Coca-Cola Parts | ICE CHUTE LEVER<br>SERVEND               | FOR SERVEND-<br>MULTIPLEX: S250M      | EA | PART           | <input type="checkbox"/> |




| Picture   | Vendor Item | GIS Item | Alternate Item | Vendor          | Item Description 01                          | Item Description 02                   | UM | Classification       | NS                       |
|---|-------------|----------|----------------|-----------------|--|---------------------------------------|----|----------------------|--------------------------|
|    | 112792      | 112792   | 9937000050     | Coca-Cola Parts | CONDENSER FAN MOTOR                          | FOR MT10/12/15/19/27 /45/49/UR30      | EA | Motor                | <input type="checkbox"/> |
|    | 113279      | 113279   | MCPC0701       | Coca-Cola Parts | BRIX CUP, HI YIELD SYRUP (OBS)               | SHOWS ONE (1) IN STOCK AND ON TRUCKS. | EA | Accessory (Beverage) | <input type="checkbox"/> |
|    | 11373       | 28917    | 1010906        | Coca-Cola Parts | DOLE FFV DIFFUSER ASSY                       | FOR CORNELIUS FFV VALVE               | EA | PART                 | <input type="checkbox"/> |
|    | 113754      | 113754   | 2583818        | Coca-Cola Parts | FITTING, PLUG, PL, 1/2" X 3/8" X 1/4"        |                                       | EA | Fitting, General     | <input type="checkbox"/> |
|    | 114607      | 132K     | 001145-45      | Coca-Cola Parts | BLUE LEXAN HANDLE, PLAIN WATER LEVER         | FOR LANCER LEV 3.0/4.5 VALVE          | EA | PART                 | <input type="checkbox"/> |
|    | 114880      | 114880   | RT-350         | Coca-Cola Parts | UPPER FAUCET ASSEMBLY                        | FOR WUNDER-BAR VARIETY TEA/COFFEE     | EA | PART                 | <input type="checkbox"/> |
|   | 11496       | 31525-1  | 31525001       | Coca-Cola Parts | O-RING SHUTOFF SCREW (OBS)                   | SHOWS (8) IN STOCK.                   | EA | O-Ring               | <input type="checkbox"/> |
|  | 11500       | 31525-30 | 1010135        | Coca-Cola Parts | O-RING 176ID 103CS 70DU BU-N, SYRUP PORT GEV | FOR CORNELIUS FFV / PRISM VALVE       | EA | O-Ring               | <input type="checkbox"/> |
|  | 11503       | 31525-6  | 31525006       | Coca-Cola Parts | O-RING (OBS)                                 | SHOWS (184) IN STOCK.                 | EA | O-Ring               | <input type="checkbox"/> |
|  | 11504       | 31525-7  | 1008085        | Coca-Cola Parts | O-RING, FLOW CONTROL MANIFOLD                | QUEST PLATFORM                        | EA | O-Ring               | <input type="checkbox"/> |

| Picture   | Vendor Item | GIS Item  | Alternate Item | Vendor          | Item Description 01              | Item Description 02               | UM | Classification | NS                       |
|---|-------------|-----------|----------------|-----------------|----------------------------------|-----------------------------------|----|----------------|--------------------------|
|    | 115321      | 5030437   |                | Coca-Cola Parts | VALVE CONTROL BOARD, 4 FLAVOR FM |                                   | EA | Control Board  | <input type="checkbox"/> |
|     | 115708      | 115708    | 7627290        | Coca-Cola Parts | MULTIPLEX STRAINER 1/2"          | FOR VARIETY OF MULTIPLEX MODELS   | EA | PART           | <input type="checkbox"/> |
|    | 11588       | 48265-3   | 1004279        | Coca-Cola Parts | SABRE FFV NOZZLE                 | FOR CORNELIUS FFV VALVE           | EA | PART           | <input type="checkbox"/> |
|     | 11592       | 33793     | 1004051        | Coca-Cola Parts | SEV NOZZLE GASKET (OBS)          | SHOWS (22) IN STOCK AND ON TRUCK. | EA | PART           | <input type="checkbox"/> |
|    | 11601       | 34047     | 1008229        | Coca-Cola Parts | SEV FLOW WASHER (OBS)            | SHOWS (133) IN STOCK.             | EA | PART           | <input type="checkbox"/> |
|     | 11606       | 3434      | 6RX068068      | Coca-Cola Parts | ARMAFLEX 3/4 ID X 3/4 WALL       | INSULATION .75IDX.75IN            | FT | PART           | <input type="checkbox"/> |
|    | 11617       | 05-0238   | 05-0238/06     | Coca-Cola Parts | LANCER YOKE, ELECTRIC            | FOR LANCER LEV 3.0/4.5 VALVE      | EA | PART           | <input type="checkbox"/> |
|  | 116390      | 629088773 | 1042827        | Coca-Cola Parts | FULL TRAVEL SENSOR               | FOR ABS 1.0                       | EA | PART           | <input type="checkbox"/> |
|   | 11664       | 38650-8   | 1006244        | Coca-Cola Parts | SYRUP SEPARATOR (OBS)            | SHOWS (4) IN STOCK.               | EA | PART           | <input type="checkbox"/> |
|   | 11685       | 39582-9   | 1004226        | Coca-Cola Parts | ELECTRODE ASSY LONG CORD         | Kit Service Probe 24" Cord        | EA | Probe          | <input type="checkbox"/> |

| Picture   | Vendor Item | GIS Item             | Alternate Item  | Vendor          | Item Description 01             | Item Description 02                     | UM | Classification          | NS                       |
|---|-------------|----------------------|-----------------|-----------------|---------------------------------|---|----|-------------------------|--------------------------|
|    | 11695       | 39816-1              | 2503020         | Coca-Cola Parts | ARMATURE SYRUP SEAT             | FOR QUEST 2-4, / FFV / PRISM / IDC RED  | EA | PART                    | <input type="checkbox"/> |
|    | 11695       | 39816-1              | 2503020         | Coca-Cola Parts | SYRUP SEAT SEV/FFV/GEV          | FOR CORNELIUS FFV OR PRISM VALVE        | EA | PART                    | <input type="checkbox"/> |
|    | 117273      | 84-1194-00           | 1051057         | Coca-Cola Parts | SHURFLO BOOSTER ELBOW 3/8" BARB | ELBOW, 90 DEG, 3/8", INLET/OUTLET, SS   | EA | Fitting, General        | <input type="checkbox"/> |
|    | 117525      | NBS-67-GOLDPEAKSOUTH | D37/38-GPSS-1SG | Coca-Cola Parts | GOLD PEAK SOUTHERN TEA DECAL    |   | EA | Decal                   | <input type="checkbox"/> |
|     | 11772       | 11772                |                 | Coca-Cola Parts | CHAIN & TAG FOR BULK            |   | EA | PART                    | <input type="checkbox"/> |
|     | 117849      | 020002091            |                 | Coca-Cola Parts | SENSOR ICE BANK CONTROL, ERC    | FOR MULTIPLEX 44G / 50ERC / 44ERC / 50G | EA | PART                    | <input type="checkbox"/> |
|    | 117858      | 701313               | 080000033       | Coca-Cola Parts | DUAL CHECK VALVE, MULTIPLEX     |   | EA | PART                    | <input type="checkbox"/> |
|   | 117858      | 218750               |                 | Coca-Cola Parts | BACKFLOW PREVENTER, 3/8" FL     | FOR A VARIETY OF MULTIPLEX MODELS       | EA | PART                    | <input type="checkbox"/> |
|   | 118000      | 118000               | 80-6100         | Coca-Cola Parts | SELECTO SMF IC600 SINGLE SYS    | FILTER, SMF IC600, COMPLETE SYSTEM      | EA | Water Filtration System | <input type="checkbox"/> |
|  | 118001      | 118001               | 108-010         | Coca-Cola Parts | SELECTO REPLACEMENT CARTRIDGE   | SMF K600                                | EA | Water Filter Cartridge  | <input type="checkbox"/> |












| Picture  | Vendor Item | GIS Item  | Alternate Item | Vendor          | Item Description 01                    | Item Description 02                           | UM | Classification         | NS                       |
|--|-------------|-----------|----------------|-----------------|--|---|----|------------------------|--------------------------|
|    | 118001      | 24400     |                | Coca-Cola Parts | SELECTO POLY CARBON FILTER             |   | EA | Water Filter Cartridge | <input type="checkbox"/> |
|    | 118125      | 020001991 |                | Coca-Cola Parts | SUCTION LINE SENSOR, 50MR04            | FOR MULTIPLEX 44G / 50ERC / 44ERC / 50G       | EA | PART                   | <input type="checkbox"/> |
|    | 118186      | 2006619   |                | Coca-Cola Parts | CONTACTOR MULTIPLEX, 50MR4             | FOR MULTIPLEX 37T/50ERC/44ERC/ 50MA04/50MAX4/ | EA | PART                   | <input type="checkbox"/> |
|    | 11819       | 48264     | 1000838        | Coca-Cola Parts | LEVER CUP FFV                          | FOR CORNELIUS FFV VALVE                       | EA | PART                   | <input type="checkbox"/> |
|    | 11823       | 48269     | 1006449        | Coca-Cola Parts | FFV VALVE BODY                         | FOR CORNELIUS FFV VALVE                       | EA | PART                   | <input type="checkbox"/> |
|    | 11828       | 48280     | 1004258        | Coca-Cola Parts | FFV MOUNTING BLOCK ASSY                | FOR CORNELIUS FFV VALVE                       | EA | PART                   | <input type="checkbox"/> |
|   | 11840       | 48520     | 1004125        | Coca-Cola Parts | COIL RED VALVE FFV                     | FOR CORNELIUS FFV VALVE                       | EA | PART                   | <input type="checkbox"/> |
|  | 11848       | 48979-2   | 1010838        | Coca-Cola Parts | SPOOL, SLEEVE & SPRING ASSEMBLY, WATER | FOR CORNELIUS FFV OR PRISM VALVE              | EA | PART                   | <input type="checkbox"/> |
|  | 11849       | 48980-4   | 1004230        | Coca-Cola Parts | SPOOL, SLEEVE & SPRING ASSEMBLY, S&D   | FOR CORNELIUS FFV OR PRISM VALVE              | EA | PART                   | <input type="checkbox"/> |
|  | 118678      | 20002142  |                | Coca-Cola Parts | TEMP SENSOR H2O-BATH ERC               | FOR MULTIPLEX 44G/50ERC/44ERC/ 50G SERIES     | EA | PART                   | <input type="checkbox"/> |




| Picture  | Vendor Item | GIS Item      | Alternate Item | Vendor          | Item Description 01         | Item Description 02                      | UM | Classification         | NS                       |
|--|-------------|---------------|----------------|-----------------|-----------------------------|--|----|------------------------|--------------------------|
|    | 11879       | 27290         | 1003838        | Coca-Cola Parts | FFV RETAINING BRACKET       | FOR CORNELIUS FFV VALVE                  | EA | PART                   | <input type="checkbox"/> |
|    | 118916      | 64-5011/08-SP |                | Coca-Cola Parts | CIRCUIT BOARD, MVU, LANCER  | FOR LANCER 22"/30" BEVARIETY MODELS      | EA | Control Board          | <input type="checkbox"/> |
|    | 118916      | 118916        | 64-5011/08-SP  | Coca-Cola Parts | CIRCUIT BOARD, MVU          | FOR LANCER 22"/30" BEVARIETY MODELS      | EA | Control Board          | <input type="checkbox"/> |
|    | 11894       | 49796         | 1002037        | Coca-Cola Parts | FFV BRIX SEPARATOR          | FOR CORNELIUS FFV VALVE                  | EA | PART                   | <input type="checkbox"/> |
|    | 119084      | 119084        | 2589561        | Coca-Cola Parts | JUMBO BUNDLE CUTTER         | CUTS UP TO 2-1/2" OD BUNDLES             | EA | TOOL                   | <input type="checkbox"/> |
|   | 119545      | 119545        | EV962713       | Coca-Cola Parts | MR-600 FILTER CARTRIDGE     | FOR EVERPURE ENVIRO-MRS 600 RO System    | EA | Water Filter Cartridge | <input type="checkbox"/> |
|   | 119592      | 000002976     |                | Coca-Cola Parts | TXV, FOR 50MR04             | FOR MULTIPLEX 50ERC / 44ERC / 50G SERIES | EA | TXV                    | <input type="checkbox"/> |
|  | 119831      | 8008-992-388  | EV312818       | Coca-Cola Parts | PUMP, EVERPURE R.O. SYSTEM  | FOR EVERPURE ENVIRO-MRS 600 RO System    | EA | Water Pump             | <input type="checkbox"/> |
|  | 120058      | 7630091       |                | Coca-Cola Parts | LIQUID LINE SOLENOID        | FOR 44G/50ERC/44ERC/50MA04/50MAX4/       | EA | PART                   | <input type="checkbox"/> |
|  | 120610      | 120610        | 000005157      | Coca-Cola Parts | COIL, REFRIGERATION, 50MR04 | FOR MULTIPLEX 44G / 50ERC / 44ERC        | EA | PART                   | <input type="checkbox"/> |

| Picture   | Vendor Item | GIS Item   | Alternate Item | Vendor          | Item Description 01                  | Item Description 02                            | UM | Classification    | NS                       |
|---|-------------|------------|----------------|-----------------|--------------------------------------|--|----|-------------------|--------------------------|
|    | 12075       | 52-0120    | 52-0120-SP     | Coca-Cola Parts | LANCER PROBE ASSEMBLY                |  | EA | Probe             | <input type="checkbox"/> |
|    | 12080       | 52-0206    | 52-0206-SP     | Coca-Cola Parts | LANCER UNIVERSAL PROBE               |  | EA | Probe             | <input type="checkbox"/> |
|    | 120883      | 020002143  |                | Coca-Cola Parts | WATER LEVEL SENSOR                   | FOR MULTIPLEX 44G / 50ERC / 44ERC / 50G SERIES | EA | PART              | <input type="checkbox"/> |
|     | 120901      | 120901     | 6224301        | Coca-Cola Parts | MANIFOLD ASSEMBLY CUNO SW260 PLUS    | FOR CUNO WATER FILTER SYSTEM SW260-PLUS        | EA | Water Filter Head | <input type="checkbox"/> |
|     | 12171       | 31525-15   | 31525015       | Coca-Cola Parts | O-RING NOZZLE (OBS)                  | SHOWS (161) IN STOCK.                          | EA | O-Ring            | <input type="checkbox"/> |
|    | 121923      | 41-230-00  | 2623985        | Coca-Cola Parts | SURGE TANK BLADDER REPLACEMENT       | BLADDER, 2 GAL, BOOSTER TANK                   | EA | PART              | <input type="checkbox"/> |
|   | 12239       | 12239      |                | Coca-Cola Parts | QUICK DISCONNECT LIQUID OUT          |  | EA | PART              | <input type="checkbox"/> |
|   | 122645      | 28122.0000 |                | Coca-Cola Parts | AIR FILTER                           | FOR BUNN ULTRA-2 GRANITA                       | EA | Air Filter        | <input type="checkbox"/> |
|  | 122775      | 122775     | 495500         | Coca-Cola Parts | DR PEPPER BIB CONNECTOR, MAROON      |  | EA | BIB Connector     | <input type="checkbox"/> |
|  | 12286       | 05-0267    |                | Coca-Cola Parts | STEM WASHER, MTG BLOCK, GMV, PLASTIC | FOR LANCER LEV 3.0/4.5 / TD1700                | EA | Hardware          | <input type="checkbox"/> |

| Picture  | Vendor Item | GIS Item                    | Alternate Item      | Vendor          | Item Description 01                       | Item Description 02                          | UM | Classification      | NS                       |
|--|-------------|-----------------------------|---------------------|-----------------|---|--|----|---------------------|--------------------------|
|   | 12289       | 31525-4                     | 31525065            | Coca-Cola Parts | O-RING<br>ADJUSTMENT<br>SCREW SEV (OBS)   | SHOWS (4) IN<br>STOCK.                       | EA | O-Ring              | <input type="checkbox"/> |
|   | 12299       | 60003-015                   | R36303CKX21<br>Z157 | Coca-Cola Parts | WATTS PRESSURE<br>REGULATOR               |  | EA | PART                | <input type="checkbox"/> |
|   | 12332       | 52-0909                     | 52-0909-SP          | Coca-Cola Parts | LANCER PROBE<br>ASSEMBLY, DELTA 2         |  | EA | Probe               | <input type="checkbox"/> |
|   | 12338       | 60020-71                    | 1044933             | Coca-Cola Parts | PLUG IN<br>TRANSFORMER                    |  | EA | Transformer         | <input type="checkbox"/> |
|   | 12338       | 206727                      | 1044933             | Coca-Cola Parts | PLUG IN<br>TRANSFORMER                    |  | EA | Transformer         | <input type="checkbox"/> |
|   | 12338       | 461389R                     | 1044933             | Coca-Cola Parts | PLUG IN<br>TRANSFORMER,<br>120/24VAC/50VA |  | EA | Transformer         | <input type="checkbox"/> |
|  | 123717      | SF-1-<br>FANTASTRAW<br>KIWI | D18/19-FKS-6-<br>SG | Coca-Cola Parts | FANTA<br>STRAWBERRY<br>DECAL (OBS)        | SHOWS (189) IN<br>STOCK.                     | EA | Decal               | <input type="checkbox"/> |
|  | 123750      | 123750                      | 52-3160-SP          | Coca-Cola Parts | TOUCH PAD<br>LANCER                       | FOR LANCER 2300<br>Drop-In (Bevariety)       | EA | PART                | <input type="checkbox"/> |
|  | 125039      | 38FS-31002                  | 175-C4110-00        | Coca-Cola Parts | REDLINE 265<br>TUBING (100')              | TUBING, 1/4, FS,<br>.265ID X.420OD,<br>100FT | FT | Tubing,<br>Beverage | <input type="checkbox"/> |
|  | 125039      | 3224-03102-<br>100          | 38FS-31002          | Coca-Cola Parts | GENERATION I 265<br>TUBING                | TUBING, 1/4, FS, .265<br>IDX.420OD, 100FT    | FT | Tubing,<br>Beverage | <input type="checkbox"/> |




| Picture  | Vendor Item | GIS Item       | Alternate Item | Vendor          | Item Description 01               | Item Description 02                       | UM | Classification          | NS                       |
|--|-------------|----------------|----------------|-----------------|-----------------------------------|---|----|-------------------------|--------------------------|
|    | 125040      | 38FS-31004     |                | Coca-Cola Parts | GENERATION I 265 TUBING           | TUBING, FS, .265ID X .420OD, 500FT RL     | FT | Tubing, Beverage        | <input type="checkbox"/> |
|    | 125041      | 38FS-41002     |                | Coca-Cola Parts | REDLINE 380 TUBING                | TUBING, 3/8, FS, .380 ID X .535OD, 100FT  | EA | Tubing, Beverage        | <input type="checkbox"/> |
|    | 125042      | 3224-04103-300 |                | Coca-Cola Parts | 375 X 635 GEN I TUBING, 300' ROLL |   | FT | Tubing, Beverage        | <input type="checkbox"/> |
|    | 125090      | 125090         | 38CN-1261C     | Coca-Cola Parts | 12-LINE BUNDLE TUBE RED           | TUBING, FS, BNDL, 12LN, 3/8, RED, BRAIDED | FT | Tubing, Beverage Bundle | <input type="checkbox"/> |
|    | 125122      | 38CN-1641C     |                | Coca-Cola Parts | 16-LINE BUNDLE TUBING             | TUBING, FS, BNDL, 16LN, 1/2, RED, BRAIDED | FT | Tubing, Beverage Bundle | <input type="checkbox"/> |
|    | 125135      | 38CI-01014     |                | Coca-Cola Parts | 1-LINE INSULATED TUBING           |   | FT | Tubing, Beverage        | <input type="checkbox"/> |
|   | 125403      | 2180220        |                | Coca-Cola Parts | FILTER HEAD, CARBON, ANTUNES      |   | EA | Water Filter Head       | <input type="checkbox"/> |
|  | 12595       | 65267          | 1006371        | Coca-Cola Parts | DUAL CHECK VALVE                  |   | EA | PART                    | <input type="checkbox"/> |
|  | 126047      | 126047         |                | Coca-Cola Parts | BRACKET SIGHT GAUGE KIT           |   | EA | PART                    | <input type="checkbox"/> |
|  | 12633       | 6603           | 39-2000-10     | Coca-Cola Parts | GAUGE 0-2000 PSI, L/H THREAD      | 1/4" NPT Right Inlet                      | EA | PART                    | <input type="checkbox"/> |

| Picture  | Vendor Item | GIS Item      | Alternate Item   | Vendor          | Item Description 01                 | Item Description 02                       | UM | Classification  | NS                       |
|--|-------------|---------------|------------------|-----------------|-------------------------------------|---|----|-----------------|--------------------------|
|    | 12660       | 670014        | 00670014         | Coca-Cola Parts | BRASS PETCOCK 1/8" (OBS)            | SHOWS (3) IN STOCK.                       | EA | PART            | <input type="checkbox"/> |
|    | 12702       | 68200-201     | 68200-20         | Coca-Cola Parts | SEV PORTION CONTROL (OBS)           | SHOWS (4) IN STOCK.                       | EA | PART            | <input type="checkbox"/> |
|    | 12703       | 68200-211     | 68200-21         | Coca-Cola Parts | FFV PORTION CONTROL 775F (OBS)      | SHOWS (2) IN STOCK.                       | EA | PART            | <input type="checkbox"/> |
|    | 12704       | 68200-231     | 68200-23         | Coca-Cola Parts | SEV PORTION CTN SWITCH (OBS)        | SHOWS (5) IN STOCK.                       | EA | PART            | <input type="checkbox"/> |
|    | 12705       | 68200-241     | 1003747          | Coca-Cola Parts | FFV PORTION CONTROL (OBS)           | SHOWS (1) IN STOCK.                       | EA | PART            | <input type="checkbox"/> |
|    | 12711       | 682450        | 00682450         | Coca-Cola Parts | VALVE CHECK 1/8" MP X 1/4" (OBS)    | SHOWS (1) IN STOCK.                       | EA | PART            | <input type="checkbox"/> |
|   | 12716       | 683058        | R364-02CPX25Z209 | Coca-Cola Parts | MEDIUM PRESSURE REGULATOR 0-125 PSI |   | EA | PART            | <input type="checkbox"/> |
|  | 12722       | R364-02AKX25Z | R364-02APX25Z209 | Coca-Cola Parts | LOW PRESSURE REGULATOR 0-30         | FOR MULTIPLEX 37F/ 37K / 37T / 72 / MCD37 | EA | PART            | <input type="checkbox"/> |
|  | 12735       | 214970        | 00214970         | Coca-Cola Parts | PNEUMATIC AIR COMPRESSOR 'A'        |   | EA | Compressor, Air | <input type="checkbox"/> |
|  | 12735       | 204727        | 00214970         | Coca-Cola Parts | PNEUMATIC AIR COMPRESSOR 'A'        |   | EA | Compressor, Air | <input type="checkbox"/> |

| Picture   | Vendor Item | GIS Item             | Alternate Item  | Vendor          | Item Description 01                 | Item Description 02                          | UM | Classification          | NS                       |
|---|-------------|----------------------|-----------------|-----------------|-------------------------------------|--|----|-------------------------|--------------------------|
|    | 12754       | 210316               |                 | Coca-Cola Parts | UNIVERSAL VOLUME CUP                | CUP, UNIV, VOLUME, MCD'S, ENG/SPANISH        | EA | Accessory (Beverage)    | <input type="checkbox"/> |
|    | 127636      | SF-1-SEAGRAMSGINGERA | D18/19-SEA-1-SG | Coca-Cola Parts | SEAGRAMS GINGERALE DECAL            |  | EA | Decal                   | <input type="checkbox"/> |
|     | 12766       | ARMAFLEXTAPE         | V710BK          | Coca-Cola Parts | ARMAFLEX TAPE (30')                 |  | FT | Accessory (Beverage)    | <input type="checkbox"/> |
|    | 127693      | 23-C442              |                 | Coca-Cola Parts | FILTER, STRAINER ONLY, INCLUDES CAP |  | EA | PART                    | <input type="checkbox"/> |
|    | 12809       | 31525-20             | 1008239         | Coca-Cola Parts | O-RING, STEM METERING               | FOR CORNELIUS QUEST 2-4 / FFV VALVE / QLT180 | EA | O-Ring                  | <input type="checkbox"/> |
|     | 12833       | 701238               | 00701238        | Coca-Cola Parts | LONG ELECTRODE                      | FOR MULTIPLEX 37F / 72 / MCD-37              | EA | PART                    | <input type="checkbox"/> |
|     | 12836       | 701312               | 00701312        | Coca-Cola Parts | SINGLE CHECK VALVE, MULTIPLEX       | FOR 44K04/44KX04/50ERC/44ERC/ MCD-37         | EA | PART                    | <input type="checkbox"/> |
|   | 128373      | DP290                |                 | Coca-Cola Parts | 3M DP290 TWIN CARTRIDGE SYSTEM      | W/ SCALE, 30K GAL, 5 GPM                     | EA | Water Filtration System | <input type="checkbox"/> |
|  | 12843       | 701334               | 512843          | Coca-Cola Parts | SAFETY TOGGLE VALVE                 | FOR VARIOUS MULTIPLEX MODELS                 | EA | PART                    | <input type="checkbox"/> |
|  | 12844       | 701336               | 00701336        | Coca-Cola Parts | SAFETY TOGGLE VALVE                 | FOR MULTIPLEX 37F / 37T / WBK8 / WBK10       | EA | PART                    | <input type="checkbox"/> |

| Picture  | Vendor Item | GIS Item | Alternate Item | Vendor          | Item Description 01         | Item Description 02                         | UM | Classification | NS                       |
|--|-------------|----------|----------------|-----------------|-----------------------------|---|----|----------------|--------------------------|
|    | 128488      | 128488   | 7629413        | Coca-Cola Parts | REMOTE COND. FAN MOTOR MR44 | FOR MULTIPLEX 50ERC / 44ERC / MR44          | EA | Motor          | <input type="checkbox"/> |
|    | 12880       | 750309   | 00750309       | Coca-Cola Parts | EXPANSION VALVE (OBS)       | SHOWS (3) IN STOCK.                         | EA | TXV            | <input type="checkbox"/> |
|    | 12883       | 6X583    |                | Coca-Cola Parts | FILTER DRIER                | FOR MULTIPLEX 37F / 37K / 37T / 72 / MCD-37 | EA | PART           | <input type="checkbox"/> |
|    | 12884       | 751129   | 00751129       | Coca-Cola Parts | PRESSURE SWITCH (OBS)       | SHOWS (1) IN STOCK.                         | EA | PART           | <input type="checkbox"/> |
|    | 12886       | 751140   | 00751140       | Coca-Cola Parts | PRESSURE SWITCH (OBS)       | SHOWS (1) IN STOCK.                         | EA | PART           | <input type="checkbox"/> |
|    | 12889       | 753214   |                | Coca-Cola Parts | AGITATOR MOTOR              | FOR REMOTE MULTIPLEX MODEL: 72              | EA | Motor          | <input type="checkbox"/> |
|   | 12894       | 753715   |                | Coca-Cola Parts | AGITATOR MOTOR 115V         | FOR MULTIPLEX 37F/37K/37T/50MA 04/50MAX04   | EA | Motor          | <input type="checkbox"/> |
|  | 12904       | 755024   | 00755024       | Coca-Cola Parts | RUN CAPACITOR (OBS)         | SHOWS (1) ON TRUCK.                         | EA | PART           | <input type="checkbox"/> |
|  | 12916       | 12916    | 00756232       | Coca-Cola Parts | ACCUMULATOR                 | FOR MULTIPLEX 44K04/ 44KX04/ 44MR04/ 44MX04 | EA | PART           | <input type="checkbox"/> |
|  | 12922       | 759211   |                | Coca-Cola Parts | WATER BATH FEEDER (OBS)     | SHOWS (3) IN STOCK.                         | EA | PART           | <input type="checkbox"/> |



| Picture  | Vendor Item | GIS Item              | Alternate Item  | Vendor          | Item Description 01           | Item Description 02             | UM | Classification   | NS                       |
|--|-------------|-----------------------|-----------------|-----------------|-------------------------------|---------------------------------|----|------------------|--------------------------|
|   | 12927       | 761906                | 00761906        | Coca-Cola Parts | SIGHT GLASS                   | FOR VARIOUS MULTIPLEX MODELS    | EA | PART             | <input type="checkbox"/> |
|    | 12947       | 77-0505-00            | 01-2310/01      | Coca-Cola Parts | FITTING, L, SS, 1/4" Bb INLET | FOR FFV OR LEV 3.0/4.5          | EA | Fitting, General | <input type="checkbox"/> |
|    | 12951       | 77-0601-00-CAR        | 77-0601-00      | Coca-Cola Parts | FITTING, T, SS, 1/4" Bb (3)   |                                 | EA | Fitting, General | <input type="checkbox"/> |
|    | 129527      | 129527                |                 | Coca-Cola Parts | CONDENSATE DRAIN PAN - GDM-12 | FOR VARIOUS TRUE COOLER MODELS  | EA | PART             | <input type="checkbox"/> |
|   | 129965      | NBS-67-FANTACHERRY LI | D37-FCLIME-2-SG | Coca-Cola Parts | CHERRY LIMEADE DECAL          |                                 | EA | Decal            | <input type="checkbox"/> |
|    | 13011       | 800623                | 00800623        | Coca-Cola Parts | TRANSFORMER (OBS)             | SHOWS (1) IN STOCK.             | EA | Transformer      | <input type="checkbox"/> |
|   | 13013       | 800810                | 00800810        | Coca-Cola Parts | CO2 INDICATOR LAMP ASSY (OBS) | SHOWS (1) IN STOCK.             | EA | PART             | <input type="checkbox"/> |
|  | 13034       | 804400                | 00804400        | Coca-Cola Parts | SWITCH TOGGLE                 | FOR MULTIPLEX 37T / 72 / MCD-37 | EA | PART             | <input type="checkbox"/> |
|  | 13038       | 804430                | 00804430        | Coca-Cola Parts | WHITE WATER SWITCH            | FOR MULTIPLEX 146F / 148-EDP    | EA | PART             | <input type="checkbox"/> |
|  | 13039       | 804431                | 00804431        | Coca-Cola Parts | BLACK SODA SWITCH             | FOR MULTIPLEX 146F / 148-EDP    | EA | PART             | <input type="checkbox"/> |

| Picture   | Vendor Item | GIS Item             | Alternate Item | Vendor          | Item Description 01                  | Item Description 02          | UM | Classification | NS                                  |
|---|-------------|----------------------|----------------|-----------------|--------------------------------------|------------------------------|----|----------------|-------------------------------------|
|     | 13040       | 804432               | 05-1608        | Coca-Cola Parts | PRESSURE SWITCH                      | FOR MULTIPLEX 37K / WBK9     | EA | PART           | <input type="checkbox"/>            |
|     | 13041       | 804437               | 2002893        | Coca-Cola Parts | ROCKER SWITCH                        | FOR VARIOUS MULTIPLEX MODELS | EA | PART           | <input type="checkbox"/>            |
|     | 13124       | 850156               |                | Coca-Cola Parts | O-RING (OBS)                         | SHOWS (9) IN STOCK.          | EA | O-Ring         | <input type="checkbox"/>            |
|    | 131310      | NBS-67-FUZE RASPBERR | D37/38-FRT-SG  | Coca-Cola Parts | LEV FUZE RASPBERRY DECAL             |                              | EA | Decal          | <input type="checkbox"/>            |
|    | 131320      | SF-1-FUZE SWT TEA    | D18/19-FSWT-SG | Coca-Cola Parts | FUZE SWEET ICED TEA DECAL            |                              | EA | Decal          | <input type="checkbox"/>            |
|    | 131323      |                      | D37/38-FSWT-SG | Coca-Cola Parts | DECAL, FUZE SWT, LEV, EA             |                              | EA | Decal          | <input checked="" type="checkbox"/> |
|    | 131605      | 131605               | D8L-MVU-LG-11  | Coca-Cola Parts | DECAL SHEET, MVU FRONT LRG.          |                              | EA | Decal          | <input type="checkbox"/>            |
|   | 132469      | 132469               | 202-FN-D26     | Coca-Cola Parts | FLOMATIC ELECTRIC VALVE ASSY         | FLAVOR SHOT                  | EA | PART           | <input type="checkbox"/>            |
|   | 13285       | 31525-5              | 1009515        | Coca-Cola Parts | O-RING 362ID X 103CS, MOUNTING BLOCK |                              | EA | O-Ring         | <input type="checkbox"/>            |
|  | 13307       | 1911641              | 11508969       | Coca-Cola Parts | RUPTURE DISK 11/16, 87 PSI           |                              | EA | PART           | <input type="checkbox"/>            |











Non-Stocked, Lead Time









| Picture   | Vendor Item | GIS Item   | Alternate Item | Vendor          | Item Description 01                 | Item Description 02           | UM | Classification        | NS                                  |
|---|-------------|------------|----------------|-----------------|-------------------------------------|-------------------------------|----|-----------------------|-------------------------------------|
|    | 13309       | CR3220     | 3220           | Coca-Cola Parts | CRATHCO BEARING SLEEVE              | FOR CRATHCO D15 / D25 / D35   | EA | PART                  | <input type="checkbox"/>            |
|     | 13310       | 37889      | 19MRC0         | Coca-Cola Parts | LIQUID LEVEL CONTROL                | FOR REMOTE MULTIPLEX 37F / 72 | EA | Control Board         | <input type="checkbox"/>            |
|     | 133117      | 133117     | DP-CCSS-133117 | Coca-Cola Parts | ED150 / ED200 REAR DECAL COKE       | FOR DF150 / ED150             | EA | Decal                 | <input type="checkbox"/>            |
|     | 133119      | 133119     | DP-CCSS-133119 | Coca-Cola Parts | ED150 / ED200 SIDE DECAL COKE       | FOR DF-ED150 / DF-ED2XX       | EA | Decal                 | <input type="checkbox"/>            |
|     | 133750      | 44236      | 15-2904        | Coca-Cola Parts | BIB 1 (1 BOX RACK) (133750)         |                               | EA | Bag-In-Box (BIB) Rack | <input type="checkbox"/>            |
|     | 133756      |            | 2617789        | Coca-Cola Parts | SHELF, FLEX RACK, 28" WIDE, 1 SHELF |                               | EA | Bag-In-Box (BIB) Rack | <input checked="" type="checkbox"/> |
|    | 133761      |            | 2617790        | Coca-Cola Parts | PANEL RISER, 28", POWDER COATED     |                               | EA | Bag-In-Box (BIB) Rack | <input checked="" type="checkbox"/> |
|   | 133761      | P6893      |                | Coca-Cola Parts | RISER, SPACER, 28" W,               |                               | EA | Bag-In-Box (BIB) Rack | <input type="checkbox"/>            |
|   | 13438       | AEA444OAXA | AE1250E-212-J7 | Coca-Cola Parts | COMPRESSOR, 1/3 HP, R-12            |                               | EA | Compressor            | <input type="checkbox"/>            |
|  | 135160      | 204817     | 00204817       | Coca-Cola Parts | FITTING, VALVE, CHECK, 1/2 FPT (2)  | LF BRASS , LL                 | EA | Fitting, General      | <input type="checkbox"/>            |

Non-Stocked,  
Lead TimeNon-Stocked,  
Lead Time








| Picture   | Vendor Item | GIS Item     | Alternate Item | Vendor          | Item Description 01                 | Item Description 02                     | UM | Classification             | NS                       |
|---|-------------|--------------|----------------|-----------------|-------------------------------------|---|----|----------------------------|--------------------------|
|     | 135161      | 701322       | 310887         | Coca-Cola Parts | SINGLE CHECK VALVE, MULTIPLEX       | 1/4", 3/8" MP X 3/8" MP, LF BRASS, LL   | EA | PART                       | <input type="checkbox"/> |
|    | 13650       | D1819CCL     | D18/19-CCC-10  | Coca-Cola Parts | COCA COLA CLASSIC DECAL             |   | EA | Decal                      | <input type="checkbox"/> |
|     | 13817       | 03-0081      |                | Coca-Cola Parts | LANCER SPRING (ELEC.LEVER)          | FOR LANCER LEV 3.0/4.5 VALVE            | EA | PART                       | <input type="checkbox"/> |
|     | 13974       | 05-0490      | 05-0490/03     | Coca-Cola Parts | SWITCH HOLDER LEV                   | HOLDER, PLSTC, SOLD OUT, PB, LEV        | EA | PART                       | <input type="checkbox"/> |
|     | 140803      | 140803       | 5613824        | Coca-Cola Parts | CUNO-SW260 PLUS CARTRIDGE KIT       | FOR CUNO- SW260 PLUS, SW3, AND SW4      | EA | Water Filter Cartridge Kit | <input type="checkbox"/> |
|     | 14145       | GIBSTUBE-375 |                | Coca-Cola Parts | TUBING 3/8" OD X 020 ID (300") S/S  | .020 ID X 3/8 OD, T304, STAINLESS STEEL | FT | Accessory (Beverage)       | <input type="checkbox"/> |
|    | 14146       | GIBSTUBE-312 |                | Coca-Cola Parts | TUBING 5/16" OD X 020 ID (500") S/S | 500FT, T304, STAINLESS STEEL            | FT | Accessory (Beverage)       | <input type="checkbox"/> |
|  | 14163       | 82-0145      | 82-0415        | Coca-Cola Parts | STRAINER SCREEN, PUMP, PROCON       |   | EA | PART                       | <input type="checkbox"/> |
|   | 141649      | 141649       |                | Coca-Cola Parts | ADAPTOR KIT, FREESTYLE 7000         | FOR 21" GEM OR 22" CIM ON A FS7000      | EA | Adapter Kit, Icemaker      | <input type="checkbox"/> |
|   | 14177       | 207947       | 00207947       | Coca-Cola Parts | START RELAY (OBS)                   | SHOWS (1) IN STOCK.                     | EA | PART                       | <input type="checkbox"/> |

| Picture   | Vendor Item | GIS Item      | Alternate Item  | Vendor          | Item Description 01        | Item Description 02                 | UM | Classification   | NS                       |
|---|-------------|---------------|-----------------|-----------------|----------------------------|-------------------------------------|----|------------------|--------------------------|
|    | 14205       | SF-1-MRPIBB   | D18/19-MPX-SG   | Coca-Cola Parts | MR.PIBB DECAL              |                                     | EA | Decal            | <input type="checkbox"/> |
|    | 14208       | NBS-67-MRPIBB | D37/38-MPX-SG   | Coca-Cola Parts | LEV MRPIBB DECAL           |                                     | EA | Decal            | <input type="checkbox"/> |
|    | 14315       | S382SB        | 01-0231/01      | Coca-Cola Parts | FITTING, STEM, SS, 1/4" Bb |                                     | EA | Fitting, General | <input type="checkbox"/> |
|    | 14329       | S-208A        |                 | Coca-Cola Parts | WATTS WATER REGULATOR 1/4" |                                     | EA | PART             | <input type="checkbox"/> |
|     | 14481       | 14481         | 020000314       | Coca-Cola Parts | SECONDARY CONTROL BOARD    | FOR MULTIPLEX TOWER MODEL: 138-EDA2 | EA | Control Board    | <input type="checkbox"/> |
|     | 145007      | 145007        | DP-DCSIDE-DF150 | Coca-Cola Parts | DIET COKE SIDE DECAL       | FOR DF-ED150 / ED2XX                | EA | Decal            | <input type="checkbox"/> |
|   | 14503       | 82453-1       | 1010677         | Coca-Cola Parts | SABRE PLAIN FRONT COVER    | FOR CORNELIUS FFV VALVE             | EA | PART             | <input type="checkbox"/> |
|  | 14504       | 82454         | 1001804         | Coca-Cola Parts | SABRE REAR COVER           | FOR CORNELIUS FFV VALVE             | EA | PART             | <input type="checkbox"/> |
|  | 14505       | 61094-009     | 1007348         | Coca-Cola Parts | SABRE MOUNTING SCREW 6-32  | FOR CORNELIUS FFV VALVE             | EA | Hardware         | <input type="checkbox"/> |
|  | 14509       | 82463         | 1001249         | Coca-Cola Parts | SABRE FFV MOUNT BRACKET    | FOR CORNELIUS FFV VALVE             | EA | PART             | <input type="checkbox"/> |



| Picture   | Vendor Item | GIS Item              | Alternate Item  | Vendor          | Item Description 01                    | Item Description 02     | UM | Classification | NS                       |
|---|-------------|-----------------------|-----------------|-----------------|--|-------------------------|----|----------------|--------------------------|
|    | 14512       | 82606-14              | 1010829         | Coca-Cola Parts | SABRE COVER PUSH BUTTON                | FOR CORNELIUS FFV VALVE | EA | PART           | <input type="checkbox"/> |
|     | 14513       | 82606-12              | 1008561         | Coca-Cola Parts | SABRE COVER SODA WATER                 | FOR CORNELIUS FFV VALVE | EA | PART           | <input type="checkbox"/> |
|     | 14514       | 82606-13              | 1008595         | Coca-Cola Parts | SABRE COVER PLAIN WATER                | FOR CORNELIUS FFV VALVE | EA | PART           | <input type="checkbox"/> |
|     | 14516       | 82606-16              | 1001947         | Coca-Cola Parts | SABRE COVER PUSH W/WATER               | FOR CORNELIUS FFV VALVE | EA | PART           | <input type="checkbox"/> |
|    | 14558       | D3435CCCL             | D34/35-CCC-10   | Coca-Cola Parts | COCA COLA CLASSIC DECAL                |                         | EA | Decal          | <input type="checkbox"/> |
|    | 14569       | D3435SP               | D34/35-SPR-3    | Coca-Cola Parts | DECAL, SPRITE, SABRE 5/SH DECAL SPRITE |                         | EA | Decal          | <input type="checkbox"/> |
|    | 146009      | 3910896               | 4HDP-H4DC       | Coca-Cola Parts | DUST CAP 1/2"                          |                         | EA | PART           | <input type="checkbox"/> |
|  | 146010      | 3910906               |                 | Coca-Cola Parts | DUST CAP 3/4"                          |                         | EA | PART           | <input type="checkbox"/> |
|  | 14764       | SF-1-CLASSICCOCA COLA | D18/19-CCC-10SG | Coca-Cola Parts | CLASSIC COCA COLA DECAL                |                         | EA | Decal          | <input type="checkbox"/> |
|  | 14765       | SF-1-DIETCOKE         | D18/19-DC-6-SG  | Coca-Cola Parts | DIET COKE DECAL                        |                         | EA | Decal          | <input type="checkbox"/> |




| Picture   | Vendor Item | GIS Item             | Alternate Item  | Vendor          | Item Description 01     | Item Description 02 | UM | Classification | NS                                  |
|---|-------------|----------------------|-----------------|-----------------|-------------------------|---------------------|----|----------------|-------------------------------------|
|     | 147657      | 28370                | 1042973         | Coca-Cola Parts | SENSOR KIT, CLEAR CUP   | FOR ABS 1.0         | EA | PART           | <input type="checkbox"/>            |
|    | 14766       | SF-1-CHERRYCOKE      | D18/19-CCK-5-SG | Coca-Cola Parts | CHERRY COKE DECAL       |                     | EA | Decal          | <input type="checkbox"/>            |
|    | 14769       | SF-1-SPRITE          | D18/19-SPR-3-SG | Coca-Cola Parts | SPRITE DECAL            |                     | EA | Decal          | <input type="checkbox"/>            |
|    | 14769       | D1819SPSG            | D18/19-SPR-3-SG | Coca-Cola Parts | SPRITE DECAL SF1&2      |                     | EA | Decal          | <input type="checkbox"/>            |
|    | 14770       | SF-1-SPRITEZERO      | D18/19-DSZ-3-SG | Coca-Cola Parts | SPRITE ZERO DECAL       |                     | EA | Decal          | <input type="checkbox"/>            |
|    | 14770       | SF-1-DIETSPRITE      | D18/19-DSZ-3-SG | Coca-Cola Parts | DIET SPRITE DECAL       |                     | EA | Decal          | <input type="checkbox"/>            |
|   | 14771       | SF-1-MELLOYELLO      | D18/19-MY-3-SG  | Coca-Cola Parts | MELLO YELLO DECAL       |                     | EA | Decal          | <input type="checkbox"/>            |
|  | 14771       | D1819MYSG            | D18/19-MY-3-SG  | Coca-Cola Parts | MELLO YELLO DECAL       |                     | EA | Decal          | <input type="checkbox"/>            |
|  | 14772       |                      |                 | Coca-Cola Parts | FANTA ORANGE SF1 DECAL  |                     | EA | Decal          | <input checked="" type="checkbox"/> |
|  | 14776       | SF-1-HICPINKLEMONADE | D18/19-HCPL-4SG | Coca-Cola Parts | HIC PINK LEMONADE DECAL |                     | EA | Decal          | <input type="checkbox"/>            |








Non-Stocked,  
Lead Time

| Picture   | Vendor Item | GIS Item                     | Alternate Item      | Vendor             | Item Description 01             | Item Description 02 | UM | Classification | NS                       |
|---|-------------|------------------------------|---------------------|--------------------|---------------------------------|---------------------|----|----------------|--------------------------|
|    | 14777       | SF-1-HIC<br>ORANGE LAVA      | D18/19-HCO-<br>4-SG | Coca-Cola<br>Parts | HIC ORANGE<br>LAVABURST DECAL   |                     | EA | Decal          | <input type="checkbox"/> |
|    | 14778       | SF-1-<br>HICFRUITPUN<br>CH   | D18/19-HCFP-<br>4SG | Coca-Cola<br>Parts | HIC FRUIT PUNCH<br>DECAL        |                     | EA | Decal          | <input type="checkbox"/> |
|    | 14785       | SF-1-<br>FANTASTRAW<br>BERRY | D18/19-FS-3-<br>SG  | Coca-Cola<br>Parts | FANTA<br>STRAWBERRY<br>DECAL    |                     | EA | Decal          | <input type="checkbox"/> |
|    | 14786       | SF-1-<br>FANTAGRAPE          | D18/19-FG-3-<br>SG  | Coca-Cola<br>Parts | FANTA GRAPE<br>DECAL            |                     | EA | Decal          | <input type="checkbox"/> |
|    | 14789       | SF-1-<br>MINUTEMAID<br>ORANG | D18/19-FO-3-<br>SG  | Coca-Cola<br>Parts | MINUTE MAID<br>ORANGE DECAL     |                     | EA | Decal          | <input type="checkbox"/> |
|    | 14797       | SF-1-<br>POWERADELE<br>MONLI | D18/19-PAL-2-<br>SG | Coca-Cola<br>Parts | POWERADE LEMON<br>LIME DECAL    |                     | EA | Decal          | <input type="checkbox"/> |
|   | 14797       | D1819PALSG                   | D18/19-PAL-2-<br>SG | Coca-Cola<br>Parts | POWERADE LEMON<br>LIME DECAL    |                     | EA | Decal          | <input type="checkbox"/> |
|  | 14798       | SF-1-<br>POWERADEFR<br>UITPU | D18/19-PAFP-<br>2SG | Coca-Cola<br>Parts | POWERADE<br>FRUITPUNCH DECAL    |                     | EA | Decal          | <input type="checkbox"/> |
|   | 14802       | LM-COKE                      | D680-CCC-10-<br>SG  | Coca-Cola<br>Parts | COCACOLA CLASSIC<br>LINE MARKER |                     | EA | Line Label     | <input type="checkbox"/> |
|   | 14803       | LM-DIETCOKE                  | D680-DC-6-SG        | Coca-Cola<br>Parts | DIET COKE LINE<br>MARKER        |                     | EA | Line Label     | <input type="checkbox"/> |



| Picture   | Vendor Item | GIS Item         | Alternate Item  | Vendor          | Item Description 01      | Item Description 02 | UM | Classification | NS                       |
|---|-------------|------------------|-----------------|-----------------|--------------------------|---------------------|----|----------------|--------------------------|
|     | 14804       | LM-CHERRYCOKE    | D680-CCK-5-SG   | Coca-Cola Parts | CHERRY COKE LINEMARKER   |                     | EA | Line Label     | <input type="checkbox"/> |
|     | 14806       | LM-CFDIETCOKE    | D680-CFDC-7-SG  | Coca-Cola Parts | CAFFEINE-FREE DIET COKE  |                     | EA | Line Label     | <input type="checkbox"/> |
|     | 14807       | LM-SPRITE        | D680-SPR-3-SG   | Coca-Cola Parts | SPRITE LINE MARKER       |                     | EA | Line Label     | <input type="checkbox"/> |
|     | 14809       | LM-MELLOYELLOW   | D680-MY-3-SG    | Coca-Cola Parts | MELLO YELLOW LINE MARKER |                     | EA | Line Label     | <input type="checkbox"/> |
|    | 14840       | F-34-CLASSICCOKE | D34/35-CCC-10SG | Coca-Cola Parts | CLASSIC COCA COLA DECAL  |                     | EA | Decal          | <input type="checkbox"/> |
|    | 14841       | F-34-DIETCOKE    | D34/35-DC-6-SG  | Coca-Cola Parts | DIET COCA COLA DECAL     |                     | EA | Decal          | <input type="checkbox"/> |
|   | 14842       | F-34-CHERRYCOKE  | D34/35-CCK-5-SG | Coca-Cola Parts | CHERRY COCA COLA DECAL   |                     | EA | Decal          | <input type="checkbox"/> |
|  | 14845       | F-34-SPRITE      | D34/35-SPR-3-SG | Coca-Cola Parts | SPRITE DECAL             |                     | EA | Decal          | <input type="checkbox"/> |
|  | 14845       | D3435SPSG        | D34/35-SPR-3-SG | Coca-Cola Parts | SPRITE DECAL             |                     | EA | Decal          | <input type="checkbox"/> |
|  | 14846       | F-34-DIETSPRITE  | D34/35-DSZ-3-SG | Coca-Cola Parts | DIET SPRITE DECAL        |                     | EA | Decal          | <input type="checkbox"/> |

| Picture   | Vendor Item | GIS Item             | Alternate Item  | Vendor          | Item Description 01           | Item Description 02                         | UM | Classification | NS                       |
|---|-------------|----------------------|-----------------|-----------------|-------------------------------|---|----|----------------|--------------------------|
|    | 14847       | F-34-MELLOWYELLOW    | D34/35-MY-3-SG  | Coca-Cola Parts | MELLOW YELLOW DECAL           |   | EA | Decal          | <input type="checkbox"/> |
|    | 14848       | F-34-MINUTEMAIDORANG | D34/35-FO-3-SG  | Coca-Cola Parts | MINUTE MAID ORANGE DECAL      |   | EA | Decal          | <input type="checkbox"/> |
|    | 14852       | F-34-HICPINKLEMONADE | D34/35 HCPLSG   | Coca-Cola Parts | HI-C PINK LEMONADE DECAL      |   | EA | Decal          | <input type="checkbox"/> |
|     | 148699      | 020001985            |                 | Coca-Cola Parts | CONTROL BOARD ERC             | FOR MULTIPLEX 44G/ 50ERC/ 44ERC/ 50G SERIES | EA | Control Board  | <input type="checkbox"/> |
|    | 14954       | NBS-67-COCACOLACLASS | D37/38-CCC-10SG | Coca-Cola Parts | LEV COKE DECAL                |   | EA | Decal          | <input type="checkbox"/> |
|    | 14955       | NBS-67-DIETCOKE      | D37/38-DC-6-SG  | Coca-Cola Parts | LEV DIET COKE DECAL           |   | EA | Decal          | <input type="checkbox"/> |
|   | 14956       | NBS-67-CHERRYCOKE    | D37/38-CCK-5-SG | Coca-Cola Parts | LEV CHERRY COKE DECAL         |   | EA | Decal          | <input type="checkbox"/> |
|  | 14958       | NBS-67-CFDIETCOKE    | D37/38-CFDC-7SG | Coca-Cola Parts | CAFFEINE FREE DIET COKE DECAL |   | EA | Decal          | <input type="checkbox"/> |
|  | 14959       | D3738SPSG            | D37/38-SPR-3-SG | Coca-Cola Parts | SPRITE DECAL                  |   | EA | Decal          | <input type="checkbox"/> |
|  | 14959       | NBS-67-SPRITE        | D37/38-SPR-3-SG | Coca-Cola Parts | LEV SPRITE DECAL              |   | EA | Decal          | <input type="checkbox"/> |










| Picture   | Vendor Item | GIS Item             | Alternate Item  | Vendor          | Item Description 01                | Item Description 02       | UM | Classification | NS                                  |
|---|-------------|----------------------|-----------------|-----------------|------------------------------------|---------------------------|----|----------------|-------------------------------------|
|    | 14960       | NBS-67-DIETSPRITE    | D37/38-DSZ-3-SG | Coca-Cola Parts | LEV DIET SPRITE DECAL              |                           | EA | Decal          | <input type="checkbox"/>            |
|    | 14960       | NBS-67-SPRITE ZERO   | D37/38-DSZ-3-SG | Coca-Cola Parts | LEV SPRITE ZERO DECAL              |                           | EA | Decal          | <input type="checkbox"/>            |
|    | 14961       | NBS-67-MELLO YELLO   | D37/38-MY-3-SG  | Coca-Cola Parts | MELLO YELLO DECAL                  |                           | EA | Decal          | <input type="checkbox"/>            |
|    | 14961       | D3738MYSG            | D37/38-MY-3-SG  | Coca-Cola Parts | MELLO YELLO DECAL                  |                           | EA | Decal          | <input type="checkbox"/>            |
|    | 14962       | NBS-67-FANTAORANGE   | D37/38-FO-3-SG  | Coca-Cola Parts | FANTA ORANGE LEV DECAL             |                           | EA | Decal          | <input type="checkbox"/>            |
|    | 14966       | NBS-67-HICPINKLEMONA | D37/38-HCPL-4SG | Coca-Cola Parts | LEV HI-C PINK LEMONADE DECAL       |                           | EA | Decal          | <input type="checkbox"/>            |
|   | 14974       | NBS-67-FANTARED      | D37/38-FR-SG    | Coca-Cola Parts | LEV FANTA RED DECAL                |                           | EA | Decal          | <input type="checkbox"/>            |
|  | 149798      |                      |                 | Coca-Cola Parts | REPLACEMENT BLADE FOR JUMBO CUTTER | SEE JUMBO CUTTER # 119084 | EA | PART           | <input checked="" type="checkbox"/> |
|  | 14982       | NBS-67-SODA          | D37/38-S-SG     | Coca-Cola Parts | LEV SODA DECAL                     |                           | EA | Decal          | <input type="checkbox"/>            |
|  | 14987       | NBS-67-POWERADELEMON | D37/38-PAL-2-SG | Coca-Cola Parts | POWERADE LEMONLIME DECAL           |                           | EA | Decal          | <input type="checkbox"/>            |











Non-Stocked,  
Lead Time

| Picture   | Vendor Item | GIS Item  | Alternate Item | Vendor          | Item Description 01                 | Item Description 02                         | UM | Classification        | NS                                  |
|---|-------------|-----------|----------------|-----------------|-------------------------------------|---|----|-----------------------|-------------------------------------|
|    | 150366      | KCFS91-22 | KCFS91-22      | Coca-Cola Parts | MOUNTING KIT FOR FS9100 W/ 22\" CIM | SERIES CUBE ICEMAKER                        | EA | Adapter Kit, Icemaker | <input type="checkbox"/>            |
|    | 15175       | 02-0047   | 02-0047/01     | Coca-Cola Parts | O-RING, STEM, LEV                   |   | EA | O-Ring                | <input type="checkbox"/>            |
|    | 15241       | 49497     | 1010734        | Coca-Cola Parts | ALCO LEG KIT                        |   | EA | Leg Set               | <input type="checkbox"/>            |
|    | 15248       | 60068-021 | 1008568        | Coca-Cola Parts | SABRE MICROSWITCH, SNAP ACTION      | W/ PC SWITCH                                | EA | PART                  | <input type="checkbox"/>            |
|    | 15280       | 05-0236   | 82-1025        | Coca-Cola Parts | PLUG ADJUSTING (OBS)                | SHOWS (7) IN STOCK.                         | EA | PART                  | <input type="checkbox"/>            |
|    | 15300       | 216189    | 00216189       | Coca-Cola Parts | TERMINAL BLOCK                      |   | EA | PART                  | <input type="checkbox"/>            |
|   | 15335       | 22024     | 1000690        | Coca-Cola Parts | SCREW THS8-18 X 7/16                | SCREW, 8 18X7/16 SLOTTED SS TH PHL          | EA | Hardware              | <input type="checkbox"/>            |
|  | 15376       |           | 1004210        | Coca-Cola Parts | FILTER, AIR INTAKE                  | FOR CORNELIUS MAXIE-AIRE AIR COMPRESSOR     | EA | Air Filter            | <input checked="" type="checkbox"/> |
|  | 15382       | 10-0117   | 10-0117/04     | Coca-Cola Parts | LANCER ARMATURE                     | FOR TD1700 / LEV 3.0/4.5 VALVE              | EA | PART                  | <input type="checkbox"/>            |
|  | 15447       | 209558    | 00209558       | Coca-Cola Parts | FITTING, 1/2\" BALL VALVE           | FOR MULTIPLEX 37T/44MR04/44MX 04/WBK10/WBK8 | EA | Fitting, General      | <input type="checkbox"/>            |

Non-Stocked,  
Lead Time

| Picture  | Vendor Item | GIS Item       | Alternate Item | Vendor          | Item Description 01                   | Item Description 02                   | UM | Classification | NS                       |
|--|-------------|----------------|----------------|-----------------|---------------------------------------|---------------------------------------|----|----------------|--------------------------|
|   | 15457       | 05-0232        | 05-0232/04     | Coca-Cola Parts | LANCER BOTTOM PLATE                   | FOR LANCER TD1700 / LEV 3.0/4.5 VALVE | EA | PART           | <input type="checkbox"/> |
|    | 15471       | 15471          | 00201702       | Coca-Cola Parts | CHECK VALVE                           | FOR REMOTE MULTIPLEX MODELS 37K / 37T | EA | PART           | <input type="checkbox"/> |
|    | 15474       | 15474          | 00917.0000     | Coca-Cola Parts | J-CLIP #8-32                          |                                       | EA | Hardware       | <input type="checkbox"/> |
|    | 15512       | 4216-12032-001 | 4216-12022-001 | Coca-Cola Parts | DRAIN TUBING, 1/2" X 3/4", GREY       | TUBING DRAIN 1/2ID X 3/4OD 100FT      | RL | Tubing, Drain  | <input type="checkbox"/> |
|    | 15514       | 4216-18022-001 |                | Coca-Cola Parts | 7/8 DRAIN HOSE X 100'                 | TUBING DRAIN 7/8 X 100FT RL           | RL | Tubing, Drain  | <input type="checkbox"/> |
|    | 15585       | 1045-1         |                | Coca-Cola Parts | SPRING PRESSURE                       |                                       | EA | PART           | <input type="checkbox"/> |
|   | 15697       | 1143290000     |                | Coca-Cola Parts | BOOTH CARB SWITCH (OBS)               | SHOWS (1) IN STOCK.                   | EA | PART           | <input type="checkbox"/> |
|  | 15964       | 49396          |                | Coca-Cola Parts | WATER BATH VALVE (OBS)                | SHOWS (1) IN STOCK.                   | EA | PART           | <input type="checkbox"/> |
|  | 16010       | 47191          |                | Coca-Cola Parts | CHECK VALVE & BLEED (OBS)             | SHOWS (4) IN STOCK.                   | EA | PART           | <input type="checkbox"/> |
|  | 160870      | 18071          | 2618311        | Coca-Cola Parts | WATER SEAT, SEAL ARMATURE, WATER SIDE | FOR CORNELIUS ABS 1.0 / SEV/FFV/GEV   | EA | PART           | <input type="checkbox"/> |

| Picture   | Vendor Item | GIS Item          | Alternate Item | Vendor          | Item Description 01           | Item Description 02                         | UM | Classification   | NS                       |
|---|-------------|-------------------|----------------|-----------------|-------------------------------|---|----|------------------|--------------------------|
|     | 16104       | RM155226          | PE051254       | Coca-Cola Parts | MULTIPLEX 1/2 ID BLUE POLY    |   | FT | Tubing, Beverage | <input type="checkbox"/> |
|     | 16196       | AE3417A           |                | Coca-Cola Parts | COMPRESSOR, 1/5 HP (OBS)      | SHOWS (2) IN STOCK.                         | EA | Compressor       | <input type="checkbox"/> |
|    | 16346       | 99-9124           | 8P348          | Coca-Cola Parts | ACCUMULATOR TANK, 8.6 GALLONS | FOR MULTIPLEX 37K / 37T / WBK9 / WBK10      | EA | PART             | <input type="checkbox"/> |
|    | 16346       | 204968            | 8P348          | Coca-Cola Parts | ACCUMULATOR TANK, 8.6 GALLONS | FOR MULTIPLEX 37K / 37T / WBK9 / WBK10      | EA | PART             | <input type="checkbox"/> |
|    | 16668       | SF-1-VANILLA COKE | D18/19-VC-SG   | Coca-Cola Parts | VANILLA COKE DECAL            |   | EA | Decal            | <input type="checkbox"/> |
|     | 16684       | 801239            | 00200302       | Coca-Cola Parts | CAPACITOR (OBS)               | SHOWS (7) IN STOCK.                         | EA | PART             | <input type="checkbox"/> |
|   | 16763       | 804703            |                | Coca-Cola Parts | CHERRY PUSH SWITCH (OBS)      | SHOWS (2) IN STOCK.                         | EA | PART             | <input type="checkbox"/> |
|  | 16771       | 205829            | 1010425        | Coca-Cola Parts | CARB WATER Y STRAINER, 3/8"   | FOR MULTIPLEX 37F / 37K / 37T / 72 / FS7000 | EA | PART             | <input type="checkbox"/> |
|  | 16771       | 16771             | 1010425        | Coca-Cola Parts | CARB WATER Y STRAINER, 3/8"   | FOR MULTIPLEX 37F / 37K / 37T / 72 / FS7000 | EA | PART             | <input type="checkbox"/> |
|  | 17011       | 05-0248           |                | Coca-Cola Parts | LEV MANUAL LEVER              | FOR LANCER LEV VALVE                        | EA | PART             | <input type="checkbox"/> |

| Picture   | Vendor Item | GIS Item              | Alternate Item | Vendor          | Item Description 01                     | Item Description 02                | UM | Classification | NS                       |
|---|-------------|-----------------------|----------------|-----------------|---|------------------------------------|----|----------------|--------------------------|
|     | 17259       | 629087538             | 1029762        | Coca-Cola Parts | GRABBER PAD KIT                         | FOR ABS 1.0                        | EA | PART           | <input type="checkbox"/> |
|     | 17330       | 60003-80              |                | Coca-Cola Parts | MOUNTING BLOCK SCREW                    | FOR FFV VALVE / LANCER LEV 3.0/4.5 | EA | Hardware       | <input type="checkbox"/> |
|    | 17411       | 02-0133               | 02-0133/01     | Coca-Cola Parts | O-RING, LEV DIFFUSER                    | FOR 22"/30" LANCER ACIB / TD1700   | EA | O-Ring         | <input type="checkbox"/> |
|    | 17412       | 02-0185               |                | Coca-Cola Parts | O-RING                                  |                                    | EA | O-Ring         | <input type="checkbox"/> |
|    | 17446       | 2300011               | 1001934        | Coca-Cola Parts | O-RING, 3.475IDX.275CS 70DU, TANK COVER |                                    | EA | O-Ring         | <input type="checkbox"/> |
|    | 17697       | NBS-67-MMLEMONAD ELIT | D37/38-MMZL-SG | Coca-Cola Parts | MINUTE MAID LEMONADE LITE               |                                    | EA | Decal          | <input type="checkbox"/> |
|   | 17751       | CO227                 |                | Coca-Cola Parts | RED CO2 WASHER                          |                                    | EA | PART           | <input type="checkbox"/> |
|  | 17752       | SF-1-MMLEMONAD ELITE  | D18/19-MMZL-SG | Coca-Cola Parts | MINUTE MAID LEMONADE LITE               |                                    | EA | Decal          | <input type="checkbox"/> |
|  | 17777       | 205642                |                | Coca-Cola Parts | REGULATOR (OBS)                         | SHOWS (3) IN STOCK.                | EA | PART           | <input type="checkbox"/> |
|   | 17789       | LM-MINUTEMAID LEMONAD | D680-MMZL-SG   | Coca-Cola Parts | MINUTE MAID LEMONADE LINEMARKER         |                                    | EA | Line Label     | <input type="checkbox"/> |





| Picture   | Vendor Item | GIS Item          | Alternate Item | Vendor          | Item Description 01                      | Item Description 02                         | UM | Classification       | NS                       |
|---|-------------|-------------------|----------------|-----------------|--|---|----|----------------------|--------------------------|
|     | 17804       | 5779-55           | 1032118        | Coca-Cola Parts | RELIEF VALVE (OBS)                       | SHOWS (2) IN STOCK.                         | EA | PART                 | <input type="checkbox"/> |
|    | 17874       | 17874             |                | Coca-Cola Parts | FITTING, PLUG, SS,<br>1/2" Bb            |   | EA | Fitting, General     | <input type="checkbox"/> |
|    | 18480       | SF-1-FANTA<br>RED | D18/19-FR      | Coca-Cola Parts | FANTA RED DECAL                          |   | EA | Decal                | <input type="checkbox"/> |
|     | 18556       | 54-0030           | 54-0030-SP     | Coca-Cola Parts | LEV COVER ASSY 2-<br>PIECE               | FOR LANCER LEV<br>VALVE                     | EA | PART                 | <input type="checkbox"/> |
|    | 18586       | 60011-54          | 1008024        | Coca-Cola Parts | CAP, PLUG, VINYL,<br>281 x 500 x 042 RED |   | EA | PART                 | <input type="checkbox"/> |
|    | 18635       | 04-0270           | 04-0270-SP     | Coca-Cola Parts | LANCER SCREW                             | FOR LANCER LEV<br>3.0/4.5 VALVE             | EA | Hardware             | <input type="checkbox"/> |
|   | 18733       | 82-0251           | 82-0251-SP     | Coca-Cola Parts | LANCER BIB MINI<br>PUMP (OBS)            | SHOWS (3) IN<br>STOCK.                      | EA | Syrup Pump           | <input type="checkbox"/> |
|   | 18797       | 205644            | 9B847          | Coca-Cola Parts | GAUGE 0-60 PSI<br>(OBS)                  | SHOWS (4) IN<br>STOCK.                      | EA | PART                 | <input type="checkbox"/> |
|   | 19048       | 19048             | 2V806          | Coca-Cola Parts | BULB, MARQUEE<br>MERCHANDISER            | FOR CB2323-8 /<br>2300 DROP-IN /<br>FBD533D | EA | Bulb,<br>Fluorescent | <input type="checkbox"/> |
|  | 19149       | 04-0303           | 04-0775-SP     | Coca-Cola Parts | LEVER PIN LEV                            | FOR LANCER LEV<br>3.0/4.5 VALVE             | EA | Hardware             | <input type="checkbox"/> |












| Picture   | Vendor Item | GIS Item   | Alternate Item | Vendor          | Item Description 01        | Item Description 02                   | UM | Classification | NS                       |
|---|-------------|------------|----------------|-----------------|----------------------------|---------------------------------------|----|----------------|--------------------------|
|    | 19151       | 05-0231    | 05-0231/01     | Coca-Cola Parts | LEV ELECTRIC LEVER         | FOR LANCER LEV 3.0/4.5 VALVE          | EA | PART           | <input type="checkbox"/> |
|    | 19206       | 15-1405    |                | Coca-Cola Parts | DIFFUSER,TFV & JR. (OBS)   | SHOWS (23) IN STOCK.                  | EA | PART           | <input type="checkbox"/> |
|    | 19293       | S-208      |                | Coca-Cola Parts | WATTS WATER REGULATOR 3/8" |                                       | EA | PART           | <input type="checkbox"/> |
|    | 19432       | 04-0302    |                | Coca-Cola Parts | LANCER SCREW               | SCREW,MA 08 32 TRPH 12 SS,100/BX      | EA | Hardware       | <input type="checkbox"/> |
|    | 19509       | D3738 CCCL | D37/38-CCC-10  | Coca-Cola Parts | COCA COLA CLASSIC DECAL    |                                       | EA | Decal          | <input type="checkbox"/> |
|    | 19512       | D3738DC    | D37/38-DC-6    | Coca-Cola Parts | DIET COKE DECAL            |                                       | EA | Decal          | <input type="checkbox"/> |
|   | 19714       | Y0208031   |                | Coca-Cola Parts | ELECTRODE, RED, 7.9"       | FOR VARIOUS MULTIPLEX MODELS          | EA | PART           | <input type="checkbox"/> |
|  | 19715       | Y0208032   |                | Coca-Cola Parts | ELECTRODE, BLACK, 10.8"    | FOR VARIOUS MULTIPLEX MODELS          | EA | PART           | <input type="checkbox"/> |
|  | 19839       | D3435PAL   | D34/35-PAL-2   | Coca-Cola Parts | POWER AIDE LEMON DECAL     |                                       | EA | Decal          | <input type="checkbox"/> |
|   | 19933       | 03-0125    |                | Coca-Cola Parts | LANCER SPRING, SOLENOID    | FOR LANCER LEV 3.0/4.5 VALVE / TD1700 | EA | PART           | <input type="checkbox"/> |










| Picture  | Vendor Item | GIS Item             | Alternate Item | Vendor          | Item Description 01                      | Item Description 02                        | UM | Classification   | NS                       |
|--|-------------|----------------------|----------------|-----------------|--|--|----|------------------|--------------------------|
|   | 19950       | P472C3               |                | Coca-Cola Parts | FITTING, TANK, 2 PIN                     | CONNECTOR, MALE, 2 PIN MALE                | EA | PART             | <input type="checkbox"/> |
|   | 19951       | P473C3               |                | Coca-Cola Parts | FITTING, TANK, LIQUID (OBS)              | SHOWS (1) IN STOCK.                        | EA | PART             | <input type="checkbox"/> |
|   | 19976       | 15-1399              |                | Coca-Cola Parts | TUBE, INLET WATER                        | FOR MCCANN E2000 BIG MAC / E300092 SIMPLEX | EA | PART             | <input type="checkbox"/> |
|    | 19978       | 686903               |                | Coca-Cola Parts | WATER REGULATOR (OBS)                    | SHOWS (2) IN STOCK.                        | EA | PART             | <input type="checkbox"/> |
|   | 20136       | 211645               | 3001743        | Coca-Cola Parts | CARB TANK, MULTIPLEX                     | FOR MULTIPLEX 44K22/44KX22/44MR02/44MX04   | EA | Carbonator Tank  | <input type="checkbox"/> |
|    | 20169       | 30-6746              | 30-6746-SP     | Coca-Cola Parts | SPLASH PANEL                             | FOR LANCER 500                             | EA | Splash Panel     | <input type="checkbox"/> |
|  | 20351       | NBS-67-HICFRUITPUNCH | D37-HCFP-4-SG  | Coca-Cola Parts | HI-C FRUIT PUNCH DECAL                   |  | EA | Decal            | <input type="checkbox"/> |
|  | 20469       | 212985               | 00212985       | Coca-Cola Parts | TXV, MULTIPLEX 44KA                      | FOR MULTIPLEX 44K22 / 44KX22               | EA | TXV              | <input type="checkbox"/> |
|  | 20555       | 862204               | 00862203       | Coca-Cola Parts | FITTING, VALVE CHK 1/4MF X 1/8 MPT BRASS | FOR MULTIPLEX 37K                          | EA | Fitting, General | <input type="checkbox"/> |
|  | 20575       | 20575                | 00215458       | Coca-Cola Parts | TXV, 1.5 TON 3/8 X 1/2                   | FOR MULTIPLEX 50MA04/ 50MAX04/ 50MR04      | EA | TXV              | <input type="checkbox"/> |











| Picture   | Vendor Item | GIS Item   | Alternate Item  | Vendor          | Item Description 01               | Item Description 02                   | UM | Classification | NS                       |
|---|-------------|------------|-----------------|-----------------|-----------------------------------|---------------------------------------|----|----------------|--------------------------|
|    | 20663       | 82-0190    | 82-3869/01-SP   | Coca-Cola Parts | PADDLE ARM ASSEMBLY, LANCER       | FOR LANCER LEV 3.0/4.5 VALVE / TD1700 | EA | PART           | <input type="checkbox"/> |
|     | 20669       | 20669      | 1007793         | Coca-Cola Parts | DEFLECTOR WATER CONVEYER COUPLING | FOR ABS 1.0                           | EA | PART           | <input type="checkbox"/> |
|    | 20808       | 890424-E10 | 424-CF-E36-1521 | Coca-Cola Parts | 424 FOMATIC LEVER BEVERAGE VALVE  |                                       | EA | Beverage Valve | <input type="checkbox"/> |
|     | 20815       | 82-2508    |                 | Coca-Cola Parts | ICE BANK CONTROL RETROFIT KIT     | FOR LANCER 1500 PRECHILLER (SONIC)    | EA | PART           | <input type="checkbox"/> |
|     | 20869       | 20869      | 82-2669-SP      | Coca-Cola Parts | COMPRESSOR DECK                   | FOR LANCER 2500 CE                    | EA | Compressor     | <input type="checkbox"/> |
|    | 21159       | 21159      | 3R381           | Coca-Cola Parts | 15" ADJUSTABLE WRENCH (?)         | 12 INCH, CHROME, 1-1/2" JAW CAPACITY  | EA | TOOL           | <input type="checkbox"/> |
|   | 21400       | PINCH-OFF  |                 | Coca-Cola Parts | PINCH OFF TOOL                    |                                       | EA | TOOL           | <input type="checkbox"/> |
|  | 21431       | 05-0281    | 05-0281/01      | Coca-Cola Parts | SODA LEVER PLUG, LANCER           |                                       | EA | PART           | <input type="checkbox"/> |
|  | 21432       | 05-0287    | 05-0287/02-SP   | Coca-Cola Parts | LEV FRONT VALVE COVER             | FOR LANCER LEV 3.0/4.5 VALVE          | EA | PART           | <input type="checkbox"/> |
|  | 21465       | 54-0007    | 54-0007/02      | Coca-Cola Parts | CARB TESTER CALIBRATION KIT       |                                       | EA | TOOL           | <input type="checkbox"/> |

| Picture  | Vendor Item | GIS Item  | Alternate Item | Vendor          | Item Description 01               | Item Description 02                   | UM | Classification | NS                       |
|--|-------------|-----------|----------------|-----------------|-----------------------------------|---------------------------------------|----|----------------|--------------------------|
|   | 21480       | 508510    | 1000210        | Coca-Cola Parts | HOSE CLAMP, WORM, 1/2" X 1.25"    |                                       | EA | Clamp or Tie   | <input type="checkbox"/> |
|    | 21570       | 2130-542C | 02130542C      | Coca-Cola Parts | PUMP 115V LANCER DELTA UNIT       | ELECTRIC CARBONATOR PUMP              | EA | PART           | <input type="checkbox"/> |
|    | 21604       | 1044      | 1044-4         | Coca-Cola Parts | RELIEF VALVE ASSEMBLY             |                                       | EA | PART           | <input type="checkbox"/> |
|    | 21693       | 52-0622   | 52-0622/04-SP  | Coca-Cola Parts | LANCER WIRING HARNESS             | ACTUATOR, W/SWITCH, FOR LEV 3.0/4.5   | EA | Wire Harness   | <input type="checkbox"/> |
|    | 21695       | 54-0092   | 54-0092-SP     | Coca-Cola Parts | CO2 MANIFOLD, DELTA               | FOR LANCER CCD8000 / Delta-6 / CED-06 | EA | PART           | <input type="checkbox"/> |
|    | 21703       | 214014    | 00214014       | Coca-Cola Parts | TRANSFORMER 24VAC 75WATT          | FOR MULTIPLEX 146F / 148-EDP          | EA | Transformer    | <input type="checkbox"/> |
|   | 21743       | 8A158     | 10035          | Coca-Cola Parts | 14.5 TIE STRAP W/ MOUNTING HOLE   |                                       | EA | Clamp or Tie   | <input type="checkbox"/> |
|  | 21842       | 83377-1   | 1014662        | Coca-Cola Parts | SABRE-FFV VALVE W/O BLOCK         |                                       | EA | Beverage Valve | <input type="checkbox"/> |
|  | 21842       | 48288-17  | 83377010CQ     | Coca-Cola Parts | SABRE-FFV VALVE W/O BLOCK (48280) |                                       | EA | Beverage Valve | <input type="checkbox"/> |
|  | 21853       | 21853     |                | Coca-Cola Parts | CO2 CYLINDER HOLD DOWN CHAIN      |                                       | EA | PART           | <input type="checkbox"/> |


| Picture  | Vendor Item | GIS Item           | Alternate Item  | Vendor          | Item Description 01                | Item Description 02                 | UM | Classification   | NS                       |
|--|-------------|--------------------|-----------------|-----------------|------------------------------------|-------------------------------------|----|------------------|--------------------------|
|                                  | 21854       | 21854              | P6990           | Coca-Cola Parts | BIB WALL MOUNT BRACKET             |                                     | EA | PART             | <input type="checkbox"/> |
|                                  | 21866       | 213302             | 00213302        | Coca-Cola Parts | KEYBOARD 4-SIZE 6V RED/WHITE       |                                     | EA | PART             | <input type="checkbox"/> |
|                                 | 21949       | 83377-004          | 83377016CQ      | Coca-Cola Parts | SABRE SURE-FILL VALVE (OBS)        | SHOWS (1) IN STOCK.                 | EA | Beverage Valve   | <input type="checkbox"/> |
|                                 | 21975       | 54-0139            | 54-0140-SP      | Coca-Cola Parts | "PUSH" COVER LEV (LARGE)           | FOR LANCER LEV 3.0/4.5 VALVE        | EA | PART             | <input type="checkbox"/> |
|                                  | 21976       | 213425             | 00213425        | Coca-Cola Parts | SINGLE MCQUAD BRD, 6SLCT-4SIZE     | KIT TOWER 6 SEL. FOR MULTIPLEX 146F | EA | PART             | <input type="checkbox"/> |
|                                  | 21977       | 213426             | 00213426        | Coca-Cola Parts | SINGLE MCQUAD BOARD, 6SLCT-4SIZ    | KIT SGLE MCQUAD 156 TOWER 6SE       | EA | PART             | <input type="checkbox"/> |
|  | 22006       | 77-6088-00         | 01-2137/01      | Coca-Cola Parts | FITTING, A, SS, 3/8" COMP X 1/4 Bb | ADAPTER 3/8" COMPX 1/4" BARB SS     | EA | Fitting, General | <input type="checkbox"/> |
|                               | 22022       | SF-1-NESTEASWEET   | D18/19-NTS-2-SG | Coca-Cola Parts | NESTEA SWEET TEA DECAL (OBS)       | SHOWS (44) IN STOCK.                | EA | Decal            | <input type="checkbox"/> |
|                               | 22024       | NBS-67-NESTEASWEET | D37/38-NTS-2-SG | Coca-Cola Parts | NESTEA SWEET TEA DECAL             |                                     | EA | Decal            | <input type="checkbox"/> |
|                               | 22030       | SF-1-NESTEASWEET   | D37/38-NTS-2-SG | Coca-Cola Parts | NESTEA UNSWEET TEA DECAL (OBS)     | SHOWS (65) IN STOCK.                | EA | Decal            | <input type="checkbox"/> |

| Picture   | Vendor Item | GIS Item              | Alternate Item  | Vendor          | Item Description 01                | Item Description 02                | UM | Classification | NS                       |
|---|-------------|-----------------------|-----------------|-----------------|------------------------------------|------------------------------------|----|----------------|--------------------------|
|    | 22032       | NBS-67-NESTEAUNSW EET | D37/38-NTU-2-SG | Coca-Cola Parts | NESTEA UNSWEET DECAL               |                                    | EA | Decal          | <input type="checkbox"/> |
|    | 22058       | 03-0143               |                 | Coca-Cola Parts | PIN SPRING                         | FOR LANCER LEV 3.0/4.5 VALVE       | EA | PART           | <input type="checkbox"/> |
|    | 22059       | 04-0470               | 04-0470-SP      | Coca-Cola Parts | SCREW, SWITCH HOLDER LEV           | FOR VARIOUS LANCER MODELS          | EA | Hardware       | <input type="checkbox"/> |
|     | 22119       | 4220009               |                 | Coca-Cola Parts | MD150 GREY LID                     | FOR MULTIPLEX MD150 / MDC150       | EA | Lid            | <input type="checkbox"/> |
|     | 22132       | 18054-002             | 18054002        | Coca-Cola Parts | SWITCH, SUREFILL FFV (OBS)         | SHOWS (8) IN STOCK.                | EA | PART           | <input type="checkbox"/> |
|     | 22247       | 54-0085               | 52-1773/02-SP   | Coca-Cola Parts | LANCER PROBE ASSY                  | FOR LANCER 1500 / 2500 / DELTA 600 | EA | Probe          | <input type="checkbox"/> |
|    | 22247       | 52-1773/01            | 52-1773/02-SP   | Coca-Cola Parts | LANCER PROBE ASSY                  | FOR LANCER 1500 / 2500 / DELTA 600 | EA | Probe          | <input type="checkbox"/> |
|  | 22319       | 22319                 |                 | Coca-Cola Parts | 1/2 DISCONNECT COUPLING DISCONNECT | BULK SYRUP, W/O BARB FTG           | EA | PART           | <input type="checkbox"/> |
|  | 22320       | 6511781               |                 | Coca-Cola Parts | FEMALE BALL CONNECTOR COUPLING     | 3/4 QK DISCONNECT, W/O BARB ,FTG   | EA | PART           | <input type="checkbox"/> |
|  | 22436       | 15323                 | 1001900         | Coca-Cola Parts | ARMATURE SEV/FFV/GEV ASSEMBLY      | FOR CORNELIUS SEV/FFV/GEV VALVE    | EA | PART           | <input type="checkbox"/> |











| Picture   | Vendor Item | GIS Item    | Alternate Item | Vendor          | Item Description 01                       | Item Description 02                 | UM | Classification         | NS                       |
|---|-------------|-------------|----------------|-----------------|---|-------------------------------------|----|------------------------|--------------------------|
|    | 22796       | 82-1148/01  |                | Coca-Cola Parts | LEV PUSH-BUTTON KIT, CONVERSION           | FOR LANCER LEV 3.0/4.5 VALVE        | EA | PART                   | <input type="checkbox"/> |
|    | 22921       | 22921       | 1003542        | Coca-Cola Parts | FLOW CONTROL ASSEMBLY                     | BONNET ADJUSTMENT SCREW ASSEMBLY    | EA | PART                   | <input type="checkbox"/> |
|    | 22934       | 213299      | 00213299       | Coca-Cola Parts | KEYBOARD 4-SIZE 6V RED/WHITE              | FOR MULTIPLEX TOWER MODEL: 146F     | EA | PART                   | <input type="checkbox"/> |
|    | 22977       | 410052      |                | Coca-Cola Parts | FITTING, L, PL-PVC, 3/8" OD X 3/8" OD PVC |                                     | EA | Fitting, General       | <input type="checkbox"/> |
|    | 22993       | 2602020     | 5010452        | Coca-Cola Parts | M-15 AGITATOR BAR PIN, SERVEND            | FOR VARIOUS MULTIPLEX MODELS        | EA | PART                   | <input type="checkbox"/> |
|    | 22993       | 5001683     | 5010452        | Coca-Cola Parts | M-15 AGITATOR BAR PIN, SERVEND            | FOR VARIOUS MULTIPLEX MODELS        | EA | PART                   | <input type="checkbox"/> |
|   | 23032       | 213018      |                | Coca-Cola Parts | AGITATOR MOTOR, 230V                      | FOR 37T/44K22/44KX22 /44MR02/44MX04 | EA | Motor                  | <input type="checkbox"/> |
|  | 23043       | 29764       |                | Coca-Cola Parts | TEN GALLON SANI-TANK                      |                                     | EA | PART                   | <input type="checkbox"/> |
|  | 23046       | CFS-8001-2M | 55603-14       | Coca-Cola Parts | CUNO 5-MICRON FILTER                      | FOR CUNO SYSTEM: BCI-4MS / 8981C    | EA | Water Filter Cartridge | <input type="checkbox"/> |
|  | 23048       | 211908      | 56121-11       | Coca-Cola Parts | CUNO COARSE FILTER CARTRIDGE              | FOR CUNO SYSTEM: BCI-4MS / 8981C    | EA | Water Filter Cartridge | <input type="checkbox"/> |





| Picture   | Vendor Item | GIS Item             | Alternate Item  | Vendor          | Item Description 01         | Item Description 02                 | UM | Classification       | NS                       |
|---|-------------|----------------------|-----------------|-----------------|-----------------------------|-------------------------------------|----|----------------------|--------------------------|
|    | 23076       | 99-9423              |                 | Coca-Cola Parts | SQUARE BRUX CUP             |                                     | EA | Accessory (Beverage) | <input type="checkbox"/> |
|     | 23324       | LM-NESTEASWEET TEA   |                 | Coca-Cola Parts | NESTEA SWEET TEA LM (OBS)   | SHOWS (21) IN STOCK.                | EA | Line Label           | <input type="checkbox"/> |
|    | 23426       | NBS-67-CAFFFREECOK E | D37/38-CFCCC4SG | Coca-Cola Parts | CAFFEINE FREE COCA COLA     |                                     | EA | Decal                | <input type="checkbox"/> |
|     | 23463       | 213415               | 00213415        | Coca-Cola Parts | WIRE HARNESS                |                                     | EA | Wire Harness         | <input type="checkbox"/> |
|    | 23542       | 23542                | 0905005         | Coca-Cola Parts | PIN, M-15 AGIT MOTOR        | FOR SERVEND ICE DISPENSER: M-15     | EA | PART                 | <input type="checkbox"/> |
|     | 23630       | 23630                |                 | Coca-Cola Parts | HYDROMETER, BRUX            |                                     | EA | TOOL                 | <input type="checkbox"/> |
|   | 23636       | 2602406              |                 | Coca-Cola Parts | SERVEND PULLEY, MD SERIES   | FOR MULTIPLEX MD150 / MD200 / MD250 | EA | PART                 | <input type="checkbox"/> |
|   | 23650       | 7055700              | 5009529         | Coca-Cola Parts | SERVEND AGITATOR, AUGER BAR | FOR MD150/175/200/250 /             | EA | PART                 | <input type="checkbox"/> |
|   | 23674       | 1000121              | 020003650       | Coca-Cola Parts | SERVEND GEARMOTOR           | FOR MD150/175/200/250 /             | EA | Motor                | <input type="checkbox"/> |
|  | 23674       | 56000868             | 020003650       | Coca-Cola Parts | SERVEND GEARMOTOR           | FOR MD150/175/200/250 /             | EA | Motor                | <input type="checkbox"/> |



| Picture   | Vendor Item | GIS Item   | Alternate Item | Vendor          | Item Description 01                    | Item Description 02                         | UM | Classification        | NS                                  |
|---|-------------|------------|----------------|-----------------|--|---|----|-----------------------|-------------------------------------|
|    | 23674       | 5000868    | 020003650      | Coca-Cola Parts | SERVEND GEARMOTOR                      | FOR MD150/175/200/250 /                     | EA | Motor                 | <input type="checkbox"/>            |
|    | 23680       | 4523-04002 |                | Coca-Cola Parts | TUBING CUTTER (23680)                  |   | EA | TOOL                  | <input type="checkbox"/>            |
|    | 23697       |            |                | Coca-Cola Parts | LEG, CABINET, 4IN, PLASTIC, SINGLE LEG | FOR DF-ED150/2XX / IDC255PFG / FF / VIPER 3 | EA | Leg Set               | <input checked="" type="checkbox"/> |
|     | 23788       | 23788      | 23-1236/01-SP  | Coca-Cola Parts | 8 VALVE COIL CAGE LANCER               | FOR LANCER COUNTER ELECTRIC: 2500           | EA | Coil                  | <input type="checkbox"/>            |
|     | 23865       | 23865      | 00211844       | Coca-Cola Parts | CONDENSER FAN MOTOR M50R (OBS)         | SHOWS (1) IN STOCK.                         | EA | Motor                 | <input type="checkbox"/>            |
|    | 23889       | ML1        | 0101011        | Coca-Cola Parts | SERVEND LEG, EACH (S/S)                | FOR SERVEND MD150 / MD200 / MD250           | EA | Leg Set               | <input type="checkbox"/>            |
|    | 23894       | 5001824    |                | Coca-Cola Parts | SERVEND CUBER LID FOR 22"              | FOR SERVEND-MULTIPLEX: MD150                | EA | Lid                   | <input type="checkbox"/>            |
|   | 23895       | 5002136    |                | Coca-Cola Parts | MANUAL LID, 30" IOM CUBER              | FOR SERVEND-MULTIPLEX: MD200 / MD250        | EA | Lid                   | <input type="checkbox"/>            |
|   | 23898       | 7012131    | 5003339        | Coca-Cola Parts | DEFLECTOR (MD200 W/ 30" IOM)           | FOR SERVEND: MD200 / MDH302 / MDH402        | EA | Adapter Kit, Icemaker | <input type="checkbox"/>            |
|  | 23903       | 23903      |                | Coca-Cola Parts | REGULATOR, ECONOMIZE                   | FOR CARBO 400E                              | EA | PART                  | <input type="checkbox"/>            |



Non-Stocked,  
Lead Time

| Picture   | Vendor Item | GIS Item           | Alternate Item  | Vendor          | Item Description 01                      | Item Description 02                     | UM | Classification       | NS                       |
|---|-------------|--------------------|-----------------|-----------------|--|---|----|----------------------|--------------------------|
|     | 24021       | 85868              | 1010904         | Coca-Cola Parts | LEV SUREFILL MODULE                      | FOR LANCER LEV 3.0/4.5 VALVE            | EA | PART                 | <input type="checkbox"/> |
|     | 24041       | 24041              | 09533270        | Coca-Cola Parts | SANITIZER, KAY-5, 1 OZ, 8-PACKAGES (OBS) | * REPLACED BY OEM/CCP # 522231 (1-PACK) | EA | Accessory (Beverage) | <input type="checkbox"/> |
|    | 24053       | 4523-04003         |                 | Coca-Cola Parts | REPLACEMENT BLADE FOR CCP # 23680        | TUBING CUTTER (GIS ITEM # 4523-04002)   | EA | TOOL                 | <input type="checkbox"/> |
|     | 24073       | LM-POWERADEM B     | D680-PAMB-2-SG  | Coca-Cola Parts | POWERADE MOUNTAIN BLAST LINE MARKER      |   | EA | Line Label           | <input type="checkbox"/> |
|    | 24075       | F-34-POWERADEM B   | D34/35 PAMB2SG  | Coca-Cola Parts | POWERADE MOUNTAIN BLAST DECAL            |   | EA | Decal                | <input type="checkbox"/> |
|    | 24076       | NBS-67-POWERADEM B | D37/38-PAMB-2SG | Coca-Cola Parts | POWERADE MOUNTAIN BLAST DECAL            |   | EA | Decal                | <input type="checkbox"/> |
|   | 24077       | SF-1-POWERADEM B   | D18/19-PAMB-2SG | Coca-Cola Parts | POWERADE MOUNTAIN BLAST DECAL            |   | EA | Decal                | <input type="checkbox"/> |
|  | 24077       | D1819PAMBS G       | D18/19-PAMB-2SG | Coca-Cola Parts | SF-1 POWERADE MOUNTAIN BLAST             |   | EA | Decal                | <input type="checkbox"/> |
|   | 24136       | 24136              | 00202664        | Coca-Cola Parts | CONTACTOR                                | FOR VARIOUS MULTIPLEX MODELS            | EA | PART                 | <input type="checkbox"/> |
|   | 24174       | LM-BARQ'S          | D680-BRB-4-SG   | Coca-Cola Parts | BARQ'S ROOT BEER LINE MARKER             |   | EA | Line Label           | <input type="checkbox"/> |

| Picture  | Vendor Item | GIS Item              | Alternate Item  | Vendor          | Item Description 01              | Item Description 02                      | UM | Classification         | NS                       |
|--|-------------|-----------------------|-----------------|-----------------|----------------------------------|--|----|------------------------|--------------------------|
|                                 | 24176       | F-34-BARQ'S           | D34/35-BRB-4-SG | Coca-Cola Parts | BARQ'S ROOT BEER DECAL           |  | EA | Decal                  | <input type="checkbox"/> |
|                                 | 24177       | NBS-67-BARQ'S         | D37/38-BRB-4-SG | Coca-Cola Parts | BARQ'S ROOT BEER DECAL           |  | EA | Decal                  | <input type="checkbox"/> |
|                                 | 24178       | SF-1-BARQ'S           | D18/19-BRB-4-SG | Coca-Cola Parts | BARQ'S ROOT BEER DECAL           |  | EA | Decal                  | <input type="checkbox"/> |
|                                 | 24283       | 24283                 | 1003286         | Coca-Cola Parts | LAMP HOLDER MARQUEE MERCH        |  | EA | PART                   | <input type="checkbox"/> |
|                                  | 24302       | 23028                 |                 | Coca-Cola Parts | MCBULK INSTRUCTION DECAL         |  | EA | OTHER                  | <input type="checkbox"/> |
|                                 | 24312       | NBS-67-FANTAFRUITP UN | D37/38-FFP-3-SG | Coca-Cola Parts | FANTA FRUIT PUNCH LEV DECAL      |  | EA | Decal                  | <input type="checkbox"/> |
|                                 | 24347       | 4120032               |                 | Coca-Cola Parts | MERCHANDISER, MD200, GRAY        | FOR SERVEND-MULTIPLEX: MD200 / MD250     | EA | Merchandiser           | <input type="checkbox"/> |
|                               | 24399       | 24399                 | 101-230         | Coca-Cola Parts | SELECTO PREFILTER                | FOR SELECTO MF620C / SMF IC620 SYSTEMS   | EA | Water Filter Cartridge | <input type="checkbox"/> |
|                      | 24413       | 2018610000            | 201-861-0000    | Coca-Cola Parts | BOOTH TOWER CAP 21" (OBS)        | SHOWS (3) IN STOCK.                      | EA | PART                   | <input type="checkbox"/> |
|  | 24437       | 24437                 |                 | Coca-Cola Parts | FITTING, 3/8" MPT SLEEVE COUPLER | FITTING, QDC, NP, COUPLER BODY, MPT 3/8" | EA | Fitting, General       | <input type="checkbox"/> |

| Picture   | Vendor Item | GIS Item              | Alternate Item  | Vendor          | Item Description 01               | Item Description 02                   | UM | Classification   | NS                       |
|---|-------------|-----------------------|-----------------|-----------------|-----------------------------------|---------------------------------------|----|------------------|--------------------------|
|    | 24438       | 24438                 |                 | Coca-Cola Parts | FITTING, 3/8" MPT, FEMALE PLUG    | FITTING, QDC, NP, INSERT, MPT 3/8"    | EA | Fitting, General | <input type="checkbox"/> |
|     | 24453       | 219491                | 020007083       | Coca-Cola Parts | ELECTRONIC ICE BANK CONTROL, 120V | RETROFIT, KIT DANFOSS EIBC, MULTIPLEX | EA | PART             | <input type="checkbox"/> |
|     | 24630       | 82-1669/01            |                 | Coca-Cola Parts | NON-CARB BRIDGE KIT, LEV          | FOR LANCER LEV 3.0/4.5 VALVE          | EA | PART             | <input type="checkbox"/> |
|    | 24975       | SF-1-MINUTEMAID LEMON | D18/19-MML-1-SG | Coca-Cola Parts | MINUTE MAID LEMONADE DECAL        |                                       | EA | Decal            | <input type="checkbox"/> |
|    | 24977       | NBS-67-MINUTEMAID LEM | D37/38-MML-1-SG | Coca-Cola Parts | MINUTEMAID LEMONADE LEV DECAL     |                                       | EA | Decal            | <input type="checkbox"/> |
|     | 24993       | 82-0783               | 82-0783-SP      | Coca-Cola Parts | LEV SYRUP SOLD OUT                | FOR LANCER LEV 3.0/4.5 VALVE          | EA | PART             | <input type="checkbox"/> |
|    | 24999       | 51-0735               | 51-0735-SP      | Coca-Cola Parts | DRIP TRAY                         | FOR LANCER COUNTER ELECTRIC: 500      | EA | Drip Tray        | <input type="checkbox"/> |
|  | 25095       | F-34-MINUTEMAID LEMON | D34/35-MML-1-SG | Coca-Cola Parts | MINUTEMAID LEMONADE DECAL         |                                       | EA | Decal            | <input type="checkbox"/> |
|   | 25183       | 25183                 | 5003622         | Coca-Cola Parts | ICE CHUTE ASSEMBLY, ROCKING       | FOR MD150/175/200/250 / MDH302/402    | EA | PART             | <input type="checkbox"/> |
|   | 25291       | 209235                | 00209235        | Coca-Cola Parts | HEAD PRESSURE CONTROL             | FOR VARIOUS MULTIPLEX MODELS          | EA | PART             | <input type="checkbox"/> |

| Picture   | Vendor Item | GIS Item  | Alternate Item | Vendor          | Item Description 01                     | Item Description 02                            | UM | Classification   | NS                       |
|---|-------------|-----------|----------------|-----------------|---|--|----|------------------|--------------------------|
|    | 25291       | 25291     | 00209235       | Coca-Cola Parts | HEADMASTER, 44MR04                      | FOR VARIOUS MULTIPLEX MODELS                   | EA | PART             | <input type="checkbox"/> |
|     | 25293       | 209758    | 020002343      | Coca-Cola Parts | SWITCH, PRESSURE CO-400                 | FOR MULTIPLEX 44K22 / 44KX22 / 44MR02 / 44MX04 | EA | PART             | <input type="checkbox"/> |
|     | 25302       | 212138    | 00212138       | Coca-Cola Parts | LOW PSI WATER CONTROL RELAY             | FOR REMOTE MULTIPLEX MODEL: 37K                | EA | PART             | <input type="checkbox"/> |
|    | 25316       | 215584    | 8251483        | Coca-Cola Parts | EXPANSION VALVE, FOR 44MR04             | FOR 44K04 / 44KX04 / 44MR02 / 44MX04           | EA | TXV              | <input type="checkbox"/> |
|    | 25316       | 00215584  | 8251483        | Coca-Cola Parts | EXPANSION VALVE, FOR 44MR04             | FOR 44K04 / 44KX04 / 44MR02 / 44MX04           | EA | TXV              | <input type="checkbox"/> |
|    | 25328       | 3910956   |                | Coca-Cola Parts | DUST PLUG SET                           |  | EA | PART             | <input type="checkbox"/> |
|    | 25381       | 505029    |                | Coca-Cola Parts | FITTING, ISOLATION VALVE, SUREFILL      |  | EA | Fitting, General | <input type="checkbox"/> |
|  | 25407       | 461422R   |                | Coca-Cola Parts | PURGE BUTTON                            |  | EA | PART             | <input type="checkbox"/> |
|   | 25422       | 753723    |                | Coca-Cola Parts | CONDENSER FAN MOTOR, 115V, 1550RPM, 35W | FOR ABS 1.0 / OMEGA + / MULTIPLEX 72           | EA | Motor            | <input type="checkbox"/> |
|   | 25422       | 60070-141 | 4M157          | Coca-Cola Parts | FAN MOTOR, 115V                         | FOR ABS 1.0 / OMEGA + / MULTIPLEX 72           | EA | Motor            | <input type="checkbox"/> |

| Picture   | Vendor Item | GIS Item             | Alternate Item | Vendor          | Item Description 01                    | Item Description 02                          | UM | Classification        | NS                       |
|---|-------------|----------------------|----------------|-----------------|--|--|----|-----------------------|--------------------------|
|                    | 25423       | 63597-210C           | 63597210       | Coca-Cola Parts | O-RING, HEAD                           | FOR BCI-4MS / 8981C / CFS 8000 EL / SW3 - EL | EA | O-Ring                | <input type="checkbox"/> |
|                    | 25561       | 19-1158-1            |                | Coca-Cola Parts | RUPTURE DISC HOLDER                    |  | EA | PART                  | <input type="checkbox"/> |
|                    | 25608       | 25608                | 24-0031/01-SP  | Coca-Cola Parts | DOOR LATCH ASSY MMJ                    | FOR LANCER MINUTE MAID JUICER (2-4)          | EA | PART                  | <input type="checkbox"/> |
|                    | 25670       | NBS-67-FANTA VANILLA | D37/38-FV      | Coca-Cola Parts | FANTA VANILLA LEV DECAL                |  | EA | Decal                 | <input type="checkbox"/> |
|  | 25681       | 25681                | 02388TE        | Coca-Cola Parts | ICEMAKER KIT, DF150 W/ 22" SCOTSMAN OR | 22" I-SERIES, GRAY, ADAPTER                  | EA | Adapter Kit, Icemaker | <input type="checkbox"/> |
|                     | 25712       | 54-0201              | 54-0201/03-SP  | Coca-Cola Parts | LANCER SEPARATOR, 4.5 VALVE            | FOR LANCER LEV 4.5 VALVE                     | EA | PART                  | <input type="checkbox"/> |
|                    | 25730       | 54-0046              | 54-0188-SP     | Coca-Cola Parts | LANCER LOWER BODY ASSY                 | FOR LANCER LEV 3.0/4.5 VALVE                 | EA | PART                  | <input type="checkbox"/> |
|                   | 25749       | 92028                |                | Coca-Cola Parts | COKE GRAPHIC                           | FOR DF200 / DF250                            | EA | Graphic               | <input type="checkbox"/> |
|                   | 25802       | 53255                | 1005890        | Coca-Cola Parts | COVER ACCESS ASSEMBLY                  | FOR CORNELIUS DF-ED2XX                       | EA | PART                  | <input type="checkbox"/> |
|                   | 25897       | 5002507              | 020002671      | Coca-Cola Parts | LEFT SIDE DOOR MOUNT                   | FOR MD150/175/200/250 / MDH302/402           | EA | PART                  | <input type="checkbox"/> |

| Picture   | Vendor Item | GIS Item   | Alternate Item | Vendor          | Item Description 01                   | Item Description 02                   | UM | Classification | NS                       |
|---|-------------|------------|----------------|-----------------|---------------------------------------|---------------------------------------|----|----------------|--------------------------|
|     | 25977       | 05-1147/01 | 05-1147/02-SP  | Coca-Cola Parts | LANCER DRIP TRAY                      | FOR LANCER 2306/2308/2310 / 2400      | EA | Drip Tray      | <input type="checkbox"/> |
|     | 25998       | 5002657    | 020002672      | Coca-Cola Parts | RIGHT SIDE DOOR MOUNT                 | FOR MD150/175/200/250 / MDH302/402    | EA | PART           | <input type="checkbox"/> |
|     | 26173       | 52-0952    | 82-2946        | Coca-Cola Parts | PRINTED CIRCUIT BOARD, DELTA          | CONTROL, KIT, RETROFIT, EIBC SERIES 2 | EA | Control Board  | <input type="checkbox"/> |
|     | 26329       | 216162     | 020000313      | Coca-Cola Parts | PC CONTROL BOARD                      | FOR MULTIPLEX: 138-EDA2 / 148-EDP     | EA | Control Board  | <input type="checkbox"/> |
|    | 26397       | 602-02     |                | Coca-Cola Parts | CYLINDER-CERAMIC                      | FOR SERVENDMULTIPLEX: FRP-250         | EA | PART           | <input type="checkbox"/> |
|    | 26402       | 608        |                | Coca-Cola Parts | O-RING, FLOMATIC BRIX SCREW           | FOR FLOMATIC: 424 VALVE               | EA | O-Ring         | <input type="checkbox"/> |
|   | 26633       | SF-1-SURGE | D1819 SURSG    | Coca-Cola Parts | SURGE DECAL (OBS)                     | SHOWS (135) IN STOCK.                 | EA | Decal          | <input type="checkbox"/> |
|   | 26749       | 52-0818/01 | 64-1436/07-SP  | Coca-Cola Parts | CONTROL BOARD ASSEMBLY, ICE DISPENSER | W/O LIGHT LT. FOR LANCER ACIB / 4500  | EA | Control Board  | <input type="checkbox"/> |
|  | 26900       | 26900      |                | Coca-Cola Parts | PRESSURE SWITCH 44MR                  | FOR MULTIPLEX MODELS                  | EA | PART           | <input type="checkbox"/> |
|   | 26915       | 26915      |                | Coca-Cola Parts | COKE GRAPHIC                          | FOR SERVENDMD200 / MD250              | EA | Graphic        | <input type="checkbox"/> |


| Picture  | Vendor Item | GIS Item   | Alternate Item | Vendor          | Item Description 01          | Item Description 02                  | UM | Classification | NS                       |
|--|-------------|------------|----------------|-----------------|------------------------------|--------------------------------------|----|----------------|--------------------------|
|    | 26917       | 52-1259-SP |                | Coca-Cola Parts | AGITATOR MOTOR ASSEMBLY 25WA | FOR LANCER CE: 1500 / 2500           | EA | Motor          | <input type="checkbox"/> |
|   | 27203       | 12-0231    | 12-0231-SP     | Coca-Cola Parts | RUN CAPACITOR                | FOR LANCER COUNTER ELECTRIC: CCD8000 | EA | PART           | <input type="checkbox"/> |
|    | 27204       | 12-0232    | 12-0232-SP     | Coca-Cola Parts | START RELAY                  | FOR LANCER CE: 2500 / CCD8000        | EA | PART           | <input type="checkbox"/> |
|   | 27205       | 12-0233    | 12-0233-SP     | Coca-Cola Parts | START CAPACITOR              | FOR LANCER CE: 2500 / CCD8000        | EA | PART           | <input type="checkbox"/> |
|   | 27288       | 5002506    |                | Coca-Cola Parts | ICE CHUTE HOUSING            | FOR MD150/175/200/250 / MDH302/402   | EA | PART           | <input type="checkbox"/> |
|   | 27827       | 9BD        |                | Coca-Cola Parts | WATTS 9BD BACKFLOW PREVENTOR |                                      | EA | PART           | <input type="checkbox"/> |
|   | 27922       | 27922      |                | Coca-Cola Parts | ABS CONVEYOR ASSY            | FOR ABS 1.0                          | EA | PART           | <input type="checkbox"/> |
|  | 28063       | 82-0632    |                | Coca-Cola Parts | CE BANK CONTROL              | FOR ABS 1.0 / OMEGA / OMEGA +        | EA | PART           | <input type="checkbox"/> |
|  | 28065       | 28065      |                | Coca-Cola Parts | ABS TOUCHPAD ASSEMBLY KIT    | FOR ABS 1.0                          | EA | PART           | <input type="checkbox"/> |
|  | 28080       | 28080      | 1013870        | Coca-Cola Parts | ABS VALVE PLUNGER KIT        | FOR ABS 1.0                          | EA | PART           | <input type="checkbox"/> |























| Picture   | Vendor Item | GIS Item | Alternate Item | Vendor          | Item Description 01                     | Item Description 02                   | UM | Classification | NS                                  |
|---|-------------|----------|----------------|-----------------|---|---------------------------------------|----|----------------|-------------------------------------|
|    | 28082       | 00215457 |                | Coca-Cola Parts | COMPRESSOR                              | FOR VARIOUS MULTIPLEX MODELS          | EA | Compressor     | <input type="checkbox"/>            |
|     | 28206       | 5001052  |                | Coca-Cola Parts | SHROUD, PADDLE WHEEL AREA MD200         | FOR SERVEND: MD200 / MD250 / MDC250   | EA | PART           | <input type="checkbox"/>            |
|     | 28236       | 83381100 | 1008418        | Coca-Cola Parts | FFV DUAL FLAVOR BEVERAGE VALVE          | FOR MULTIPLEX TOWER: 138-EDA2         | EA | Beverage Valve | <input type="checkbox"/>            |
|    | 28241       | 49293011 | 1009658        | Coca-Cola Parts | VALVE SYRUP SOLENOID ASSY               | FOR CORNELIUS ABS 1.0 / FFV VALVE     | EA | PART           | <input type="checkbox"/>            |
|     | 28281       | 5001051  |                | Coca-Cola Parts | SHROUD, PADDLE WHEEL AREA               | FOR MD150/175/200/250 / MDH302/402    | EA | PART           | <input type="checkbox"/>            |
|     | 28284       | 28284    | 00217965       | Coca-Cola Parts | OJ COVER PLATE, PASS-THRU (OBS)         | SHOWS (16) IN STOCK.                  | EA | PART           | <input type="checkbox"/>            |
|    | 28310       |          |                | Coca-Cola Parts | GAUGE 2" DIAL 0 160 PSI                 |                                       | EA | PART           | <input checked="" type="checkbox"/> |
|  | 28313       | 22-0135  | 52-1950        | Coca-Cola Parts | FLOW CONTROL EXTRACTOR                  |                                       | EA | TOOL           | <input type="checkbox"/>            |
|   | 28490       | 5000922  | 5008051        | Coca-Cola Parts | DRAIN PAN KIT, INJECTED W/ SPLASH PANEL | FOR SERVEND-MULTIPLEX: MD150 / MDC150 | EA | Drip Tray      | <input type="checkbox"/>            |
|   | 28552       | 28552    | 7245690        | Coca-Cola Parts | QLT O.J UPDATE KIT (OBS)                | SHOWS (1) IN STOCK.                   | EA | PART           | <input type="checkbox"/>            |

Non-Stocked,  
Lead Time

| Picture  | Vendor Item | GIS Item | Alternate Item | Vendor          | Item Description 01            | Item Description 02                  | UM | Classification | NS                       |
|--|-------------|----------|----------------|-----------------|--------------------------------|--------------------------------------|----|----------------|--------------------------|
|    | 28595       | 28595    |                | Coca-Cola Parts | COCA-COLA GRAPHIC              | FOR CORNELIUS ED300                  | EA | Graphic        | <input type="checkbox"/> |
|   | 28608       | 501-14   |                | Coca-Cola Parts | FLOMATIC JUICE NOZZLE          | FOR FLOMATIC: 424 VALVE              | EA | PART           | <input type="checkbox"/> |
|   | 28610       | 767-00   |                | Coca-Cola Parts | FLOMATIC MICROSWITCH           | FOR FLOMATIC: 424 VALVE              | EA | PART           | <input type="checkbox"/> |
|   | 28618       | 0052800  | 528            | Coca-Cola Parts | QUAD SEAL-STEM                 | FOR FLOMATIC: 424 VALVE              | EA | PART           | <input type="checkbox"/> |
|    | 28624       | 5008050  |                | Coca-Cola Parts | DRAIN PAN KIT                  | FOR SERVEND-MULTIPLEX: MD200 / MD250 | EA | Drip Tray      | <input type="checkbox"/> |
|    | 28631       | 5006652  | 5010455        | Coca-Cola Parts | DRAIN PAN, GREY                | FOR SERVEND-MULTIPLEX: MDH302/402    | EA | Drip Tray      | <input type="checkbox"/> |
|    | 28631       | 5010455  |                | Coca-Cola Parts | DRIP TRAY, MDH302 AFTER 97KD05 | FOR SERVEND-MULTIPLEX: MDH302/402    | EA | Drip Tray      | <input type="checkbox"/> |
|  | 28707       | 28707    |                | Coca-Cola Parts | COKE ID PANEL (REQUIRES TWO)   | FOR CORNELIUS: CB2323 / CB3023       | EA | Graphic        | <input type="checkbox"/> |
|  | 28735       | 28735    |                | Coca-Cola Parts | GRAPHIC, COCA-COLA             | FOR CORNELIUS: ED200                 | EA | Graphic        | <input type="checkbox"/> |
|  | 28736       | 28736    |                | Coca-Cola Parts | GRAPHIC, COCA-COLA             | FOR CORNELIUS: ED250                 | EA | Graphic        | <input type="checkbox"/> |

| Picture  | Vendor Item | GIS Item   | Alternate Item | Vendor          | Item Description 01                            | Item Description 02                           | UM | Classification | NS                       |
|--|-------------|------------|----------------|-----------------|--|---|----|----------------|--------------------------|
|    | 28812       | 39582-8    | 1008510        | Coca-Cola Parts | ELECTRODE ASSY<br>34" CORD                     | Kit Service Probe<br>97" Cord                 | EA | Probe          | <input type="checkbox"/> |
|    | 28821       | 2062820002 |                | Coca-Cola Parts | BOOTH TOWER<br>CAP (OBS)                       | SHOWS (1) IN<br>STOCK.                        | EA | PART           | <input type="checkbox"/> |
|    | 28847       | 28847      |                | Coca-Cola Parts | GRAPHIC, COCA-<br>COLA                         | FOR CORNELIUS:<br>ED150                       | EA | Graphic        | <input type="checkbox"/> |
|    | 28848       | 28848      |                | Coca-Cola Parts | GRAPHIC, COCA-<br>COLA                         | FOR CORNELIUS:<br>ED175                       | EA | Graphic        | <input type="checkbox"/> |
|    | 29134       | 45525      | 1001990        | Coca-Cola Parts | ROTOR ASSY                                     | FOR CORNELIUS<br>JUICE: QLT180                | EA | PART           | <input type="checkbox"/> |
|    | 29567       | 3A32683001 | 12-2862-01     | Coca-Cola Parts | BOOTH SOLENOID                                 |   | EA | PART           | <input type="checkbox"/> |
|   | 29573       | 205561     |                | Coca-Cola Parts | BACK FLOW<br>PREVENTOR, 3/8"<br>MFL X 3/8" FFL |   | EA | PART           | <input type="checkbox"/> |
|  | 29681       | 45512-100  | 1006010        | Coca-Cola Parts | PUMP BODY<br>ASSEMBLY                          | FOR CORNELIUS<br>JUICE: QLT180                | EA | PART           | <input type="checkbox"/> |
|  | 29847       | 83-0045    | 1033149        | Coca-Cola Parts | COMPRESSOR 1/4<br>HP, 115V                     | FOR LANCER 504                                | EA | Compressor     | <input type="checkbox"/> |
|  | 29905       | 756231     | 483025         | Coca-Cola Parts | ACCUMULATOR<br>TANK, 4.4 GAL.,<br>3/4" MPT     | FOR MULTIPLEX:<br>37F / 37K / MCD37<br>/ WBK9 | EA | PART           | <input type="checkbox"/> |

| Picture   | Vendor Item | GIS Item | Alternate Item | Vendor          | Item Description 01                   | Item Description 02                     | UM | Classification        | NS   |
|---|-------------|----------|----------------|-----------------|---------------------------------------|---|----|-----------------------|--|
|    | 29905       | 29905    |                | Coca-Cola Parts | ACCUMULATOR TANK, 4.4 GAL., 3/4" MPT  | FOR MULTIPLEX: 37F / 37K / MCD37 / WBK9 | EA | PART                  | <input type="checkbox"/>                                   |
|    | 29969       | 5987519  | 1012441        | Coca-Cola Parts | DUAL FLAVOR PORTION CONTROL           | FOR CORNELIUS FFV VALVE                 | EA | PART                  | <input type="checkbox"/>                                   |
|    | 46010       |          |                | Coca-Cola Parts | KIT, ICEMAKER ADAPTER, SILVER, FS9000 | SCOTSMAN 306/456/954                    | EA | Adapter Kit, Icemaker | <input checked="" type="checkbox"/> Non-Stocked, Lead Time |
|    | 46012       |          |                | Coca-Cola Parts | KIT, ICEMAKER ADAPTER, BLACK, FS9000  | SCOTSMAN 306/456/954                    | EA | Adapter Kit, Icemaker | <input checked="" type="checkbox"/> Non-Stocked, Lead Time |
|    | 46032       |          |                | Coca-Cola Parts | KIT, ICEMAKER ADAPTER, SILVER         | FOR 22" ICE/CIM CUBER ON FS9000         | EA | Adapter Kit, Icemaker | <input checked="" type="checkbox"/> Non-Stocked, Lead Time |
|    | 46033       |          |                | Coca-Cola Parts | KIT, ICEMAKER ADAPTER, RED            | FOR 22" ICE/CIM CUBER ON FS9000         | EA | Adapter Kit, Icemaker | <input checked="" type="checkbox"/> Non-Stocked, Lead Time |
|   | 46034       |          |                | Coca-Cola Parts | KIT, ICEMAKER ADAPTER, BLACK          | FOR 22" ICE/CIM CUBER ON FS9000         | EA | Adapter Kit, Icemaker | <input checked="" type="checkbox"/> Non-Stocked, Lead Time |
|  | 46375       |          |                | Coca-Cola Parts | KIT, ICEMAKER ADAPTER, ICE-O-MATIC    | FOR 30" ICE/CIM CUBER ON FS9000         | EA | Adapter Kit, Icemaker | <input checked="" type="checkbox"/> Non-Stocked, Lead Time |
|  | 46670       |          |                | Coca-Cola Parts | KIT, 21"-22" ICEMAKER TOP, RED        | FOR FS9100 (SOFT OR HARD ICE)           | EA | Adapter Kit, Icemaker | <input checked="" type="checkbox"/> Non-Stocked, Lead Time |
|  | 46671       |          |                | Coca-Cola Parts | KIT, 21"-22" ICEMAKER TOP, BLACK      | FOR FS9100 (SOFT OR HARD ICE)           | EA | Adapter Kit, Icemaker | <input checked="" type="checkbox"/> Non-Stocked, Lead Time |

| Picture  | Vendor Item | GIS Item | Alternate Item | Vendor          | Item Description 01                  | Item Description 02              | UM | Classification        | NS                                  |                        |
|--|-------------|----------|----------------|-----------------|--------------------------------------|----------------------------------|----|-----------------------|-------------------------------------|------------------------|
|    | 46712       |          |                | Coca-Cola Parts | SOFT ICE KIT, V2                     | FOR FREESTYLE 7000/7100          | EA | Adapter Kit, Icemaker | <input checked="" type="checkbox"/> | Non-Stocked, Lead Time |
|    | 46728       |          |                | Coca-Cola Parts | SOFT ICE ADAPTER KIT, ICE-O-MATIC    | FOR GEM SERIES ON FREESTYLE 9100 | EA | Adapter Kit, Icemaker | <input checked="" type="checkbox"/> | Non-Stocked, Lead Time |
|    | 46730       |          |                | Coca-Cola Parts | KIT, 21"-22" ICEMAKER TOP, DARK GRAY | FOR FS9100 (SOFT OR HARD ICE)    | EA | Adapter Kit, Icemaker | <input checked="" type="checkbox"/> | Non-Stocked, Lead Time |
|    | 46736       |          |                | Coca-Cola Parts | KIT, 30" ICEMAKER TOP, RED           | FOR FS9100 (HARD ICE)            | EA | Adapter Kit, Icemaker | <input checked="" type="checkbox"/> | Non-Stocked, Lead Time |
|    | 46737       |          |                | Coca-Cola Parts | KIT, 30" ICEMAKER TOP, BLACK         | FOR FS9100 (HARD ICE)            | EA | Adapter Kit, Icemaker | <input checked="" type="checkbox"/> | Non-Stocked, Lead Time |
|    | 46738       |          |                | Coca-Cola Parts | KIT, 30" ICEMAKER TOP, BLACK         | FOR FS9100 (HARD ICE)            | EA | Adapter Kit, Icemaker | <input checked="" type="checkbox"/> | Non-Stocked, Lead Time |
|   | 46752       |          |                | Coca-Cola Parts | ICEMAKER KIT, FOR 21" GEM ON FS7100  |                                  | EA | Adapter Kit, Icemaker | <input checked="" type="checkbox"/> | Non-Stocked, Lead Time |
|  | 46753       |          |                | Coca-Cola Parts | ICEMAKER KIT, LOW PROFILE, FS7100    | FOR FREESTYLE 7100               | EA | Adapter Kit, Icemaker | <input checked="" type="checkbox"/> | Non-Stocked, Lead Time |
|  | 500401      | 31525-31 | 1003975        | Coca-Cola Parts | O-RING, SHANK, 208ID 070CS 70DUEYP   | FOR CORNELIUS FFV OR SFV-1 VALVE | EA | O-Ring                | <input type="checkbox"/>            |                        |
|  | 501363      | 212196   |                | Coca-Cola Parts | OJ BIB CONNECTOR (OBS)               | SHOWS (1) IN STOCK.              | EA | BIB Connector         | <input type="checkbox"/>            |                        |

| Picture   | Vendor Item | GIS Item   | Alternate Item | Vendor          | Item Description 01          | Item Description 02                     | UM | Classification     | NS                       |
|---|-------------|------------|----------------|-----------------|------------------------------|---|----|--------------------|--------------------------|
|     | 506349      | 2601415    |                | Coca-Cola Parts | PADDLE WHEEL, ICE AUGER      | FOR MD150/175/200/250 / MDH302/402      | EA | PART               | <input type="checkbox"/> |
|     | 506981      | 2025820000 | B2025820000    | Coca-Cola Parts | BOOTH DM100 DRAIN PAN        |   | EA | Drip Tray          | <input type="checkbox"/> |
|     | 507733      | 507733     |                | Coca-Cola Parts | BLACK HASP                   |   | EA | PART               | <input type="checkbox"/> |
|     | 509886      | 216190     | 00216190       | Coca-Cola Parts | KEYBOARD, 8-STATION          | FOR MULTIPLEX TOWER MODEL: 148-EDP      | EA | PART               | <input type="checkbox"/> |
|     | 510959      | 91502      |                | Coca-Cola Parts | GRAPHIC, COCA-COLA           | FOR CORNELIUS DB150                     | EA | Graphic            | <input type="checkbox"/> |
|     | 519595      | 804426     | 00804426       | Coca-Cola Parts | TOGGLE SWITCH                | FOR MULTIPLEX 138-EDA2 / 146F / 148-EDP | EA | PART               | <input type="checkbox"/> |
|   | 522231      | 522231     |                | Coca-Cola Parts | KAY-5 SANITIZER, 1 PACK      |   | EA | Accessory, General | <input type="checkbox"/> |
|  | 522544      | 522544     | 3001873        | Coca-Cola Parts | CARB TANK ASSEMBLY           | FOR 50ERC/44ERC/50M A04/50MAX04/50      | EA | Carbonator Tank    | <input type="checkbox"/> |
|  | 542741      | 17-2040-00 |                | Coca-Cola Parts | SHANK, THREADED BECKER       |   | EA | PART               | <input type="checkbox"/> |
|   | 545567      | 0100120    |                | Coca-Cola Parts | GRID, MD200 CURVED DRAIN PAN | FOR SERVEND MD200 / MDC200 / MDC250     | EA | Cup Rest           | <input type="checkbox"/> |

| Picture   | Vendor Item  | GIS Item     | Alternate Item | Vendor          | Item Description 01                 | Item Description 02                    | UM | Classification             | NS                                  |
|---|--------------|--------------|----------------|-----------------|-------------------------------------|--|----|----------------------------|-------------------------------------|
|    | 570616       | 570616       |                | Coca-Cola Parts | RTV108 SILICONE ADHESIVE            |  | EA | OTHER                      | <input type="checkbox"/>            |
|    | 910534       | 910534       | 9105-34        | Coca-Cola Parts | CARTRIDGE KIT CB20-312              | FOR CB20-312 (3 Bowl) (Wendy's) SYSTEM | EA | Water Filter Cartridge Kit | <input type="checkbox"/>            |
|     | 957-01000-00 | 119084       | 2589561        | Coca-Cola Parts | JUMBO BUNDLE CUTTER                 |  | EA | TOOL                       | <input type="checkbox"/>            |
|    | S-208AGF-1/4 | S-208AGF-1/4 |                | Coca-Cola Parts | WATTS WATER REGULATOR 3/8" W/ GAUGE | AND 1/4 B FITTINGS                     | EA | Accessory, Kit             | <input type="checkbox"/>            |
|    | S-208AGF-3/8 | S-208AGF-3/8 |                | Coca-Cola Parts | WATTS WATER REGULATOR 3/8" W/ GAUGE | AND 3/8 B FITTINGS                     | EA | Accessory, Kit             | <input type="checkbox"/>            |
|    | 000038       |              | 1016249        | Cornelius       | SPRING, SOLENOID PLUNGER            |  | EA | PART                       | <input checked="" type="checkbox"/> |
|    | 00122        | 00122        | 1009929        | Cornelius       | O-RING 2.62id 120cs - 00122         |  | EA | O-Ring                     | <input type="checkbox"/>            |
|  | 008061       | 008061       | 2617273        | Cornelius       | WATER AND SODA LABELS               | Label Combo Soda Water Arrow UF1       | EA | Label                      | <input type="checkbox"/>            |
|  | 011149       |              | 1016264        | Cornelius       | STEM, SHUT-OFF, MULTI-FLAVOR        | FOR MULTI-FLAVOR VALVE                 | EA | PART                       | <input checked="" type="checkbox"/> |
|  | 011150       |              | 1016265        | Cornelius       | GUIDE, SHUT-OFF, MULTI-FLAVOR       | FOR MULTI-FLAVOR VALVE                 | EA | PART                       | <input checked="" type="checkbox"/> |

Non-Stocked, Lead Time

Non-Stocked, Lead Time

Non-Stocked, Lead Time

| Picture   | Vendor Item | GIS Item | Alternate Item | Vendor    | Item Description 01                    | Item Description 02                   | UM | Classification        | NS                                  |
|---|-------------|----------|----------------|-----------|--|---------------------------------------|----|-----------------------|-------------------------------------|
|    | 011153      |          | 1016266        | Cornelius | KNOB, VALVE, MULTI-FLAVOR              | FOR MULTI-FLAVOR VALVE                | EA | PART                  | <input checked="" type="checkbox"/> |
|    | 011524      |          | 1016270        | Cornelius | HOUSING, FLOW CONTROL, MULTI-FLAVOR    | FOR MULTI-FLAVOR VALVE                | EA | PART                  | <input checked="" type="checkbox"/> |
|     | 0150        | 0150     | 1008485        | Cornelius | FAN CAGE, FCB                          | FOR PINNACLE 2-4 / FCB V4-X           | EA | Motor                 | <input type="checkbox"/>            |
|     | 01917       |          | 1010798        | Cornelius | WATER GLASS FILLER KIT (FIELD INSTALL) | FOR ED150/2XX/300 IOD MODELS          | EA | Accessory (Beverage)  | <input checked="" type="checkbox"/> |
|     | 02040       | 02040    | 1010107        | Cornelius | BUSHING, GUIDE, AUGER, NYLATRON        |                                       | EA | PART                  | <input type="checkbox"/>            |
|     | 02070       | 02070    | 1004261        | Cornelius | DISPENSER SWITCH KIT                   | FOR ED150-2XX-300 / DF2XX / CARMA 250 | EA | PART                  | <input type="checkbox"/>            |
|    | 02295       |          | 1001548        | Cornelius | ICEMAKER KIT, DB2XX W/ 30" MULT SS     | FOR DB2XX                             | EA | Adapter Kit, Icemaker | <input checked="" type="checkbox"/> |
|   | 02388TE     | 02388    | 2596738        | Cornelius | ICEMAKER KIT, DF150 W/ 22" SCOTSMAN OR | 22" I-SERIES, GRAY, ADAPTER           | EA | Adapter Kit, Icemaker | <input type="checkbox"/>            |
|   | 02390TE     | 02390    | 2595069        | Cornelius | ICEMAKER KIT, ED150 W/ 21" GEM         | BLACK, ADAPTER                        | EA | Adapter Kit, Icemaker | <input type="checkbox"/>            |
|  | 02394       | 02394    | 1008423        | Cornelius | ICE DIVERTER KIT FOR NUGGET (SOFT ICE) | FOR DF-ED150 / DF-ED2XX               | EA | Adapter Kit, Icemaker | <input type="checkbox"/>            |



Non-Stocked, Lead Time











Non-Stocked, Lead Time

Non-Stocked, Lead Time











Non-Stocked, Lead Time



| Picture   | Vendor Item | GIS Item | Alternate Item | Vendor    | Item Description 01                  | Item Description 02    | UM | Classification | NS                                  |                           |
|---|-------------|----------|----------------|-----------|--------------------------------------|------------------------|----|----------------|-------------------------------------|---------------------------|
|    | 02543       |          | 2620727        | Cornelius | BOLT, MACHINE,<br>3/8-16 HEX 48 StZi |                        | EA | Hardware       | <input checked="" type="checkbox"/> | Non-Stocked,<br>Lead Time |
|    | 0302663     |          | 1038608        | Cornelius | TAP, SPIRAL POINT,<br>1/4-20 X 6"    |                        | EA | PART           | <input checked="" type="checkbox"/> | Non-Stocked,<br>Lead Time |
|     | 040056000   |          | 1000161        | Cornelius | TIE, CABLE, 4.125"                   | FOR ABS 1.0            | EA | Clamp or Tie   | <input checked="" type="checkbox"/> | Non-Stocked,<br>Lead Time |
|     | 0402        | 0402     |                | Cornelius | AURORA WATER<br>SENSOR (OBS)         | SHOWS (4) IN<br>STOCK. | EA | Wire Harness   | <input type="checkbox"/>            |                           |
|     | 0403        | 0403     |                | Cornelius | AURORA ICE<br>SENSOR ASSY (OBS)      | SHOWS (6) IN<br>STOCK. | EA | Wire Harness   | <input type="checkbox"/>            |                           |
|    | 04037       |          | 1006976        | Cornelius | CLIP, CABLE                          |                        | EA | PART           | <input checked="" type="checkbox"/> | Non-Stocked,<br>Lead Time |
|   | 04441       |          | 1004906        | Cornelius | SPACER, LOWER                        |                        | EA | PART           | <input checked="" type="checkbox"/> | Non-Stocked,<br>Lead Time |
|   | 047544      |          | 2579499        | Cornelius | VALVE, HOT GAS,<br>1000              |                        | EA | Hot Gas Valve  | <input checked="" type="checkbox"/> | Non-Stocked,<br>Lead Time |
|  | 0537        |          | 1008624        | Cornelius | VALVE, SOLENOID,<br>WATER, CONV      |                        | EA | PART           | <input checked="" type="checkbox"/> | Non-Stocked,<br>Lead Time |
|  | 0538        |          | 1008525        | Cornelius | VALVE, SOLENOID,<br>SYRUP, CONV      |                        | EA | PART           | <input checked="" type="checkbox"/> | Non-Stocked,<br>Lead Time |

| Picture   | Vendor Item | GIS Item | Alternate Item | Vendor    | Item Description 01                            | Item Description 02                         | UM | Classification | NS                                  |                           |
|---|-------------|----------|----------------|-----------|--|---|----|----------------|-------------------------------------|---------------------------|
|    | 057531      |          | 2579498        | Cornelius | COIL, HOT GAS,<br>1000                         |   | EA | Hot Gas Valve  | <input checked="" type="checkbox"/> | Non-Stocked,<br>Lead Time |
|    | 060090892   |          | 1033163        | Cornelius | MOTOR, AGITATOR<br>ASSEMBLY, APEXX             | FOR APEXX 6<br>REMOTE                       | EA | Motor          | <input checked="" type="checkbox"/> | Non-Stocked,<br>Lead Time |
|    | 06024       | 6024     | 1005841        | Cornelius | AUGER RING,<br>LOWER INSERT                    | FOR AF2400                                  | EA | PART           | <input type="checkbox"/>            |                           |
|    | 0608        | 0608     | 1004212        | Cornelius | REGULATOR, CO2,<br>S, 1 PRESS, 1 PROD,<br>160# |   | EA | Regulator      | <input type="checkbox"/>            |                           |
|    | 0610        |          | 1008415        | Cornelius | REGULATOR BODY,<br>SQ S 160PSI W/ RV           |   | EA | PART           | <input checked="" type="checkbox"/> | Non-Stocked,<br>Lead Time |
|    | 0668        |          | 1016324        | Cornelius | CONDENSER COIL,<br>WATER, 30M BTU<br>R404A     |   | EA | Condenser      | <input checked="" type="checkbox"/> | Non-Stocked,<br>Lead Time |
|   | 07015001    |          | 1002802        | Cornelius | SCREW #8-18 HI-<br>LO, PH                      | FOR QUEST E2-4 /<br>QUANTUM 1-2-3-4         | EA | Hardware       | <input checked="" type="checkbox"/> | Non-Stocked,<br>Lead Time |
|  | 07015002    |          | 1002482        | Cornelius | SCREW No.8 X 1<br>1/2in HiLo                   |   | EA | Hardware       | <input checked="" type="checkbox"/> | Non-Stocked,<br>Lead Time |
|  | 0702609     |          | 2585879        | Cornelius | SCREW, MACHINE,<br>SS, 08-32 BdPh 24           |   | EA | Hardware       | <input checked="" type="checkbox"/> | Non-Stocked,<br>Lead Time |
|  | 0702905     |          | 1006980        | Cornelius | SCREW #8 X 3/4"<br>FHMS                        | FOR QUEST E2-4 /<br>QUANTUM /<br>MILLENNIUM | EA | Hardware       | <input checked="" type="checkbox"/> | Non-Stocked,<br>Lead Time |








| Picture   | Vendor Item | GIS Item | Alternate Item | Vendor    | Item Description 01                           | Item Description 02                            | UM | Classification | NS                                  |                           |
|---|-------------|----------|----------------|-----------|---|--|----|----------------|-------------------------------------|---------------------------|
|    | 07032001    |          | 1003833        | Cornelius | SCREW #8-18 X<br>7/16 TYPE 25 HHW             | FOR QUEST E2-4 /<br>QUANTUM /<br>MILLENNIUM    | EA | Hardware       | <input checked="" type="checkbox"/> | Non-Stocked,<br>Lead Time |
|    | 07040007    |          | 2542703        | Cornelius | SCREW, MACHINE,<br>#8-32 PAPH 28SS            | FOR QUEST E2-4                                 | EA | Hardware       | <input checked="" type="checkbox"/> | Non-Stocked,<br>Lead Time |
|    | 0704001     |          | 1001234        | Cornelius | SCREW 8 X 3/8<br>Type F Th                    | FOR QUANTUM 1-<br>2-3-4 /<br>MILLENNIUM II 4-6 | EA | Hardware       | <input checked="" type="checkbox"/> | Non-Stocked,<br>Lead Time |
|    | 0704107     |          | 1000507        | Cornelius | SCREW #8-32 X 5/8<br>Thms SS                  | FOR QUEST E2-4 /<br>MILLENNIUM II 4-6          | EA | Hardware       | <input checked="" type="checkbox"/> | Non-Stocked,<br>Lead Time |
|    | 07061001    |          | 1009280        | Cornelius | SCREW #10x3/8"<br>Type F H                    | FOR PR150BC                                    | EA | Hardware       | <input checked="" type="checkbox"/> | Non-Stocked,<br>Lead Time |
|    | 0706903     |          | 1004536        | Cornelius | SCREW #10-<br>32x1/2" Th Ss                   |  | EA | Hardware       | <input checked="" type="checkbox"/> | Non-Stocked,<br>Lead Time |
|   | 07-1-003352 |          | 2583393        | Cornelius | MEDALLION,<br>GLOBE, PEPSI,<br>5.75" DIAMETER | FOR SPIRE 2.0                                  | EA | PART           | <input checked="" type="checkbox"/> | Non-Stocked,<br>Lead Time |
|  | 07-1-003361 |          | 2579334        | Cornelius | MEDALLION,<br>GLOBE, PEPSI, 8.8"<br>DIAMETER  |  | EA | PART           | <input checked="" type="checkbox"/> | Non-Stocked,<br>Lead Time |
|  | 07-1-003362 |          | 2582878        | Cornelius | MEDALLION,<br>GLOBE, PEPSI,<br>2.25" DIAMETER |  | EA | PART           | <input checked="" type="checkbox"/> | Non-Stocked,<br>Lead Time |
|  | 0712901     |          | 1002838        | Cornelius | SCREW # 4 x 5/16"<br>Lg Tupe                  | FOR OLD QUEST 2-<br>4 / QLT180                 | EA | Hardware       | <input checked="" type="checkbox"/> | Non-Stocked,<br>Lead Time |

| Picture   | Vendor Item | GIS Item | Alternate Item | Vendor    | Item Description 01                             | Item Description 02                         | UM | Classification           | NS                                  |                           |
|---|-------------|----------|----------------|-----------|---|---|----|--------------------------|-------------------------------------|---------------------------|
|                            | 07153       |          | 2615442        | Cornelius | WASHER, FLAT,<br>A038-0406-1250-<br>060-S       |   | EA | Hardware                 | <input checked="" type="checkbox"/> | Non-Stocked,<br>Lead Time |
|                            | 0720406     |          | 1004540        | Cornelius | NUT #10-32 Keps SS                              | FOR QUEST E2-4 /<br>QUANTUM /<br>MILLENNIUM | EA | Hardware                 | <input checked="" type="checkbox"/> | Non-Stocked,<br>Lead Time |
|                            | 07267003    |          | 1009215        | Cornelius | NUT, TINNERMAN,<br>PUSH-ON                      |   | EA | Hardware                 | <input checked="" type="checkbox"/> | Non-Stocked,<br>Lead Time |
|                            | 07301029    |          | 1000425        | Cornelius | WASHER, FLAT,<br>NYLON, 125 312<br>062          | FOR OLD QUEST 2-<br>4 / QLT180              | EA | Hardware                 | <input checked="" type="checkbox"/> | Non-Stocked,<br>Lead Time |
|                            | 0735201     |          | 1004556        | Cornelius | BUSHING,<br>UNIVERSAL                           | FOR WCC /<br>QUANTUM                        | EA | PART                     | <input checked="" type="checkbox"/> | Non-Stocked,<br>Lead Time |
|                            | 07578       |          | 1002701        | Cornelius | SCREW NO. 8-32 X<br>3/4"                        | FOR XAC / IMD<br>MODELS                     | EA | Hardware                 | <input checked="" type="checkbox"/> | Non-Stocked,<br>Lead Time |
|                 | 08004TE     | 08004    | 2594835        | Cornelius | ICEMAKER KIT,<br>DF200 W/ 30"<br>CUBER          | GRAY, ADAPTER                               | EA | Adapter Kit,<br>Icemaker | <input type="checkbox"/>            |                           |
|                | 08006TE     | 08006    | 2592103        | Cornelius | ICEMAKER KIT,<br>ED2XX W/ 30"<br>CUBER          | BLACK, ADAPTER                              | EA | Adapter Kit,<br>Icemaker | <input type="checkbox"/>            |                           |
|  | 08008TE     | 08008    | 2595068        | Cornelius | ICEMAKER KIT,<br>ED150 W/ 22"<br>CUBER (IOM) OR | 21" NUGGET<br>(IOM), GRAY LID,<br>ADAPTER   | EA | Adapter Kit,<br>Icemaker | <input type="checkbox"/>            |                           |
|       | 08010TE     | 08010    | 2592112        | Cornelius | ICEMAKER KIT,<br>ED2XX W/ 30"<br>CUBER (IOM)    | GRAY LID, ADAPTER                           | EA | Adapter Kit,<br>Icemaker | <input type="checkbox"/>            |                           |




| Picture  | Vendor Item | GIS Item | Alternate Item | Vendor    | Item Description 01                     | Item Description 02                | UM | Classification        | NS                       |
|--|-------------|----------|----------------|-----------|---|------------------------------------|----|-----------------------|--------------------------|
|    | 08017       | 08017    | 1006304        | Cornelius | LEG KIT, (X6) 4" LEGS, ED300            | (USE WITH NO TOP MOUNTED ICEMAKER) | EA | Leg Set               | <input type="checkbox"/> |
|    | 08020       | 08020    | 1006318        | Cornelius | CHUTE, CLEAR, 2-PIECE KIT               | FOR DB150 / DB200 / TJ150          | EA | PART                  | <input type="checkbox"/> |
|    | 08025TE     | 08025TE  | 2587988        | Cornelius | ICEMAKER KIT, ED300, VAR ISER           | BLACK FILL LID, 30"                | EA | Adapter Kit, Icemaker | <input type="checkbox"/> |
|    | 08026TE     | 08026    | 2587996        | Cornelius | ICEMAKER KIT, ED300 W/ 22" OR 30" IM    | BLACK                              | EA | Adapter Kit, Icemaker | <input type="checkbox"/> |
|    | 08027TE     | 08027    | 2588437        | Cornelius | ICEMAKER KIT, ED300 W/ 30" CUBER        | BLACK, ADAPTER                     | EA | Adapter Kit, Icemaker | <input type="checkbox"/> |
|    | 08028TE     | 08028    | 2588139        | Cornelius | ICEMAKER KIT, ED300 W/ 22" CUBER        | GRAY LID, ADAPTER                  | EA | Adapter Kit, Icemaker | <input type="checkbox"/> |
|   | 08029TE     | 08029    | 2588138        | Cornelius | ICEMAKER KIT, DF/ED300 W/ 22" OR 30" IM | GRAY                               | EA | Adapter Kit, Icemaker | <input type="checkbox"/> |
|  | 08030TE     | 08030TE  | 2588436        | Cornelius | ICE MAKER KIT, ED300 W/ 30" SCOTSMAN    | GRAY, ADAPTER                      | EA | Adapter Kit, Icemaker | <input type="checkbox"/> |
|  | 08034TE     | 08034    | 2592109        | Cornelius | ICEMAKER KIT, ED2XX W/ 22" CUBER        | BLACK                              | EA | Adapter Kit, Icemaker | <input type="checkbox"/> |
|  | 08035TE     | 08035TE  | 2595028        | Cornelius | ICEMAKER KIT, DF2XX W/ 22" CUBER (IOM)  | GRAY LID, ADAPTER                  | EA | Adapter Kit, Icemaker | <input type="checkbox"/> |








| Picture  | Vendor Item | GIS Item | Alternate Item | Vendor    | Item Description 01                             | Item Description 02           | UM | Classification           | NS                                  |                           |
|--|-------------|----------|----------------|-----------|---|-------------------------------|----|--------------------------|-------------------------------------|---------------------------|
|                          | 08043       | 08043    | 1005744        | Cornelius | THRUST WASHER,<br>1/2 SHAFT                     |                               | EA | Hardware                 | <input type="checkbox"/>            |                           |
|                          | 08052       | 08052    | 1006364        | Cornelius | SPLASH GUARD KIT                                | FOR DF200 / DF250             | EA | Splash Curtain           | <input type="checkbox"/>            |                           |
|                          | 08055TE     | 08055    | 2592114        | Cornelius | ICEMAKER KIT,<br>ED2XX W/ 22"<br>CUBER (IOM) OR | 21" GEM, GRAY<br>LID, ADAPTER | EA | Adapter Kit,<br>Icemaker | <input type="checkbox"/>            |                           |
|                          | 08065       | 08065    |                | Cornelius | GASKET, EVAP<br>SHELL (OBS)                     | SHOWS (1) IN<br>STOCK.        | EA | PART                     | <input type="checkbox"/>            |                           |
|        | 08427       |          | 1003908        | Cornelius | TIE, CABLE, 15",<br>STANDARD                    | FOR VIPER E2-3-4              | EA | Clamp or Tie             | <input checked="" type="checkbox"/> | Non-Stocked,<br>Lead Time |
|        | 08436       |          | 1005848        | Cornelius | TIE, CABLE,<br>STANDARD, 7.5",<br>DENNISON      |                               | EA | Clamp or Tie             | <input checked="" type="checkbox"/> | Non-Stocked,<br>Lead Time |
|  | 08484       |          | 1001669        | Cornelius | TIE, CABLE, 8.5" W/<br>SCREW MOUNT              |                               | EA | Clamp or Tie             | <input checked="" type="checkbox"/> | Non-Stocked,<br>Lead Time |
|                        | 0858        |          | 1006282        | Cornelius | CUP, BRIX,<br>PROPORT, 5.25:1 /<br>4.75:1 CC    |                               | EA | Accessory,<br>General    | <input checked="" type="checkbox"/> | Non-Stocked,<br>Lead Time |
|                        | 0859        |          | 1007141        | Cornelius | CUP, BRIX,<br>PROPORT,<br>McDONALDS             |                               | EA | Accessory,<br>General    | <input checked="" type="checkbox"/> | Non-Stocked,<br>Lead Time |
|                        | 0876        |          | 1001756        | Cornelius | CHECK VALVE KIT,<br>VENTED                      |                               | EA | PART                     | <input checked="" type="checkbox"/> | Non-Stocked,<br>Lead Time |

| Picture   | Vendor Item | GIS Item | Alternate Item | Vendor    | Item Description 01                  | Item Description 02 | UM | Classification  | NS   |
|---|-------------|----------|----------------|-----------|--------------------------------------|---------------------|----|-----------------|--|
|     | 0881        | 0881     | 1008543        | Cornelius | VENTED CHECK VALVE - 3/8mPt - 5/8-18 |                     | EA | PART            | <input type="checkbox"/>                                   |
|    | 08859       |          | 1010259        | Cornelius | TIE, CABLE, STANDARD, 11"            |                     | EA | Clamp or Tie    | <input checked="" type="checkbox"/> Non-Stocked, Lead Time |
|    | 0890        | 0890     |                | Cornelius | 1/2 H.P. AIR COMPRESSOR (OBS)        | SHOWS (4) IN STOCK. | EA | Compressor, Air | <input type="checkbox"/>                                   |
|    | 091509      |          | 1016352        | Cornelius | STEM, FLOW CONTROL, STANDARD         |                     | EA | PART            | <input checked="" type="checkbox"/> Non-Stocked, Lead Time |
|    | 091803      |          | 1016353        | Cornelius | STEM, SHUT-OFF, MULTI-FLAVOR         |                     | EA | PART            | <input checked="" type="checkbox"/> Non-Stocked, Lead Time |
|    | 092195      |          | 2613944        | Cornelius | PLUNGER, SOLENOID, LARGE             | FOR ABS 1.0         | EA | PART            | <input checked="" type="checkbox"/> Non-Stocked, Lead Time |
|   | 092220      |          | 1016357        | Cornelius | WASHER, MULTI-FLAVOR, ABS            | FOR ABS             | EA | PART            | <input checked="" type="checkbox"/> Non-Stocked, Lead Time |
|  | 0936        |          | 1005715        | Cornelius | BRACKET, MANIFOLD ASSEMBLY           |                     | EA | PART            | <input checked="" type="checkbox"/> Non-Stocked, Lead Time |
|  | 09570       | 09570    | 1010634        | Cornelius | BIN THERMOSTAT, COLD CONTROL         |                     | EA | Bin Thermostat  | <input type="checkbox"/>                                   |
|   | 09571       | 9571     |                | Cornelius | HARVEST THERMOSTAT (OBS)             | SHOWS (1) IN STOCK. | EA | Bin Thermostat  | <input type="checkbox"/>                                   |

| Picture   | Vendor Item | GIS Item | Alternate Item | Vendor    | Item Description 01                   | Item Description 02            | UM | Classification   | NS                                  |                           |
|---|-------------|----------|----------------|-----------|---------------------------------------|--------------------------------|----|------------------|-------------------------------------|---------------------------|
|    | 100010      |          | 2613622        | Cornelius | O-RING 487ID<br>103CS 65Du E14        | PLUNGER GUIDE                  | EA | O-Ring           | <input checked="" type="checkbox"/> | Non-Stocked,<br>Lead Time |
|     | 1001728     |          | 1039012        | Cornelius | FITTING, T, SS, 3/8"<br>(2) x 1/2" Bb |                                | EA | Fitting, General | <input checked="" type="checkbox"/> | Non-Stocked,<br>Lead Time |
|     | 10035       |          | 1010599        | Cornelius | TIE, CABLE, 14.5"<br>W/ SCREW MOUNT   |                                | EA | Clamp or Tie     | <input checked="" type="checkbox"/> | Non-Stocked,<br>Lead Time |
|     | 100479      |          | 2514236        | Cornelius | SCREW, MACHINE,<br>10-32 PaSI 08 SSPa | COIL HOUSING                   | EA | Hardware         | <input checked="" type="checkbox"/> | Non-Stocked,<br>Lead Time |
|     | 1005956     |          | 1005956        | Cornelius | BLADE, AGITATOR                       | FOR UCCR40 /<br>UCR40          | EA | PART             | <input checked="" type="checkbox"/> | Non-Stocked,<br>Lead Time |
|     | 1007450     | 52933    |                | Cornelius | MANUAL FILL LID,<br>GRAY (OBS)        | SHOWS (7) IN<br>STOCK.         | EA | Lid              | <input type="checkbox"/>            |                           |
|    | 100762      |          | 2504702        | Cornelius | NUT, HEX, SS, Pa<br>5/16-18           |                                | EA | Hardware         | <input checked="" type="checkbox"/> | Non-Stocked,<br>Lead Time |
|  | 10077       |          | 1000241        | Cornelius | BUSHING,<br>BEARING, PIVOT,<br>BRASS  | FOR DB150/2XX /<br>TJ45/90/150 | EA | PART             | <input checked="" type="checkbox"/> | Non-Stocked,<br>Lead Time |
|  | 10080       |          | 1007627        | Cornelius | ROD GATE LIFT                         |                                | EA | OTHER            | <input checked="" type="checkbox"/> | Non-Stocked,<br>Lead Time |
|  | 10081       |          | 1005362        | Cornelius | BUSHING, ROD,<br>GATE LIFT, BRASS     | FOR DB150/2XX /<br>TJ45/90/150 | EA | PART             | <input checked="" type="checkbox"/> | Non-Stocked,<br>Lead Time |



| Picture   | Vendor Item | GIS Item | Alternate Item | Vendor    | Item Description 01                       | Item Description 02                 | UM | Classification   | NS                                  |                           |
|---|-------------|----------|----------------|-----------|---|-------------------------------------|----|------------------|-------------------------------------|---------------------------|
|    | 100952      |          | 2619744        | Cornelius | O-RING, 234ID<br>139CS 65Du E14           | FOR ABS                             | EA | O-Ring           | <input checked="" type="checkbox"/> | Non-Stocked,<br>Lead Time |
|    | 101109      |          | 2618422        | Cornelius | SCREW, MACHINE,<br>08-32 PaPh 20 SSPa     |                                     | EA | Hardware         | <input checked="" type="checkbox"/> | Non-Stocked,<br>Lead Time |
|    | 101434      |          | 2618421        | Cornelius | O-RING, MULTI-<br>FLAVOR VALVE            | FOR ABS 2.0                         | EA | O-Ring           | <input checked="" type="checkbox"/> | Non-Stocked,<br>Lead Time |
|    | 101447      |          | 2501595        | Cornelius | RETAINER RING<br>SNAP                     |                                     | EA | Hardware         | <input checked="" type="checkbox"/> | Non-Stocked,<br>Lead Time |
|    | 10145       | 10145    | 1008254        | Cornelius | MOUNTING PIN<br>FOR DRIP TRAY             | (PART OF THE DRIP<br>TRAY ASSEMBLY) | EA | PART             | <input type="checkbox"/>            |                           |
|    | 101671      |          | 1016372        | Cornelius | CYLINDER, FLOW<br>CONTROL                 | FOR LEV VALVE                       | EA | PART             | <input checked="" type="checkbox"/> | Non-Stocked,<br>Lead Time |
|   | 101673      |          | 1016374        | Cornelius | PISTON, FLOW<br>CONTROL, SYRUP,<br>4.5 OZ |                                     | EA | PART             | <input checked="" type="checkbox"/> | Non-Stocked,<br>Lead Time |
|  | 101674      |          | 1016375        | Cornelius | SPRING, FLOW<br>CONTROL, SYRUP            | FOR ABS                             | EA | PART             | <input checked="" type="checkbox"/> | Non-Stocked,<br>Lead Time |
|  | 101675      |          | 1016376        | Cornelius | SPRING, FLOW<br>CONTROL, SODA             |                                     | EA | PART             | <input checked="" type="checkbox"/> | Non-Stocked,<br>Lead Time |
|  | 1029378     |          | 1029378        | Cornelius | FITTING, Y, SS, 1/4"<br>Bb (3) Std        |                                     | EA | Fitting, General | <input checked="" type="checkbox"/> | Non-Stocked,<br>Lead Time |

| Picture   | Vendor Item | GIS Item | Alternate Item | Vendor    | Item Description 01                            | Item Description 02    | UM | Classification   | NS                                  |                           |
|---|-------------|----------|----------------|-----------|--|------------------------|----|------------------|-------------------------------------|---------------------------|
|    | 1029386     |          | 1029386        | Cornelius | FITTING, Y, SS, 3/8"<br>Bb (3) Std             |                        | EA | Fitting, General | <input checked="" type="checkbox"/> | Non-Stocked,<br>Lead Time |
|    | 1029389     |          | 1029389        | Cornelius | FITTING, T, SS, 3/8"<br>Bb (3) Std             |                        | EA | Fitting, General | <input checked="" type="checkbox"/> | Non-Stocked,<br>Lead Time |
|    | 1029391     |          | 1029391        | Cornelius | FITTING, T, SS, 1/4"<br>Bb (3) Std             |                        | EA | Fitting, General | <input checked="" type="checkbox"/> | Non-Stocked,<br>Lead Time |
|     | 1032878     |          | 1032878        | Cornelius | FITTING, T, BR, 1/4"<br>FI (3)                 |                        | EA | Fitting, General | <input checked="" type="checkbox"/> | Non-Stocked,<br>Lead Time |
|    | 1033114     |          | 1033114        | Cornelius | FITTING, L, PVC,<br>3/4" FSL x 3/4" FPT        |                        | EA | Fitting, General | <input checked="" type="checkbox"/> | Non-Stocked,<br>Lead Time |
|    | 1033135     |          | 1033135        | Cornelius | FITTING, L, PL, 3/4"<br>Bb (2), GREY           |                        | EA | Fitting, General | <input checked="" type="checkbox"/> | Non-Stocked,<br>Lead Time |
|   | 1033138     |          | 1033138        | Cornelius | FITTING, SPLICER,<br>PL, 1/2"Bb (2), GREY      |                        | EA | Fitting, General | <input checked="" type="checkbox"/> | Non-Stocked,<br>Lead Time |
|  | 10352-03643 |          | 1033136        | Cornelius | FITTING, SPLICER,<br>PL, 3/4" Bb (2),<br>GREY  |                        | EA | Fitting, General | <input checked="" type="checkbox"/> | Non-Stocked,<br>Lead Time |
|  | 10353       |          | 1008228        | Cornelius | TIE, CABLE,<br>STANDARD, 11" W/<br>SCREW MOUNT |                        | EA | Clamp or Tie     | <input checked="" type="checkbox"/> | Non-Stocked,<br>Lead Time |
|  | 1037091     | 31889    |                | Cornelius | REMCOR<br>GEARMOTOR,<br>TJ90/150 (OBS)         | SHOWS (2) IN<br>STOCK. | EA | Motor            | <input type="checkbox"/>            |                           |

| Picture  | Vendor Item | GIS Item    | Alternate Item | Vendor    | Item Description 01              | Item Description 02            | UM | Classification   | NS                                  |
|--|-------------|-------------|----------------|-----------|----------------------------------|--------------------------------|----|------------------|-------------------------------------|
|    | 1038261     | 1038261     | 1038261        | Cornelius | DRAIN ELBOW ASSEMBLY             | ** GIS ASSEMBLED KIT **        | EA | Fitting, General | <input type="checkbox"/>            |
|    | 1038334     | 1038334     | 1038334        | Cornelius | BEARING KIT 2",                  | FOR IMD300-15(-30) / WCC500A-W | EA | PART             | <input type="checkbox"/>            |
|    | 1038335     | 1038335     | 1038335        | Cornelius | BEARING KIT, 2.5"                | FOR WCC700A-R-W                | EA | PART             | <input type="checkbox"/>            |
|    | 1038336     | 1038336     | 1038336        | Cornelius | BEARING KIT, 3.5"                | FOR WCC1000 / WCC2000          | EA | PART             | <input type="checkbox"/>            |
|    | 10394       |             | 2619910        | Cornelius | LEG                              | FOR TJ3                        | EA | Leg Set          | <input checked="" type="checkbox"/> |
|    | 1040        | 1040        | 1010884        | Cornelius | FCB PREVENTATIVE MAINT KIT       | FOR FCB V4-2 / FCB V4-4        | EA | PART             | <input type="checkbox"/>            |
|   | 1041810     |             | 1041810        | Cornelius | WATER REGULATOR KIT, W/ GAGE AND |                                | EA | PART             | <input checked="" type="checkbox"/> |
|  | 1081        |             | 1005143        | Cornelius | SCREW, TT, 08-16 16 SS           | FOR FCB V4-4                   | EA | Hardware         | <input checked="" type="checkbox"/> |
|  | 110015000   | 11-0015-000 | 1008086        | Cornelius | WASHER BALL FRICTION             | FOR CB1522-05 / UNIVERSAL 750  | EA | Hardware         | <input type="checkbox"/>            |
|  | 1104        |             | 1009212        | Cornelius | TUBE ASSEMBLY, AIR CHUCK         |                                | EA | PART             | <input checked="" type="checkbox"/> |

Non-Stocked, Lead Time

Non-Stocked, Lead Time

Non-Stocked, Lead Time

Non-Stocked, Lead Time

| Picture   | Vendor Item | GIS Item            | Alternate Item | Vendor    | Item Description 01                        | Item Description 02           | UM | Classification      | NS                                  |
|---|-------------|---------------------|----------------|-----------|--|-------------------------------|----|---------------------|-------------------------------------|
|    | 111557000   | 11-1557-000         | 1002069        | Cornelius | VALVE SHUTOFF<br>3/8" BARB (X2)            | FOR CB1522-05                 | EA | Fitting, General    | <input type="checkbox"/>            |
|    | 1116        |                     | 1001923        | Cornelius | STEM ASSEMBLY, R-<br>VALVE, NATL           |                               | EA | PART                | <input checked="" type="checkbox"/> |
|     | 111778000   |                     | 1003912        | Cornelius | MOTOR, AGITATOR<br>25W 120/60<br>1550RPM   | FOR ABS 1.0 /<br>VANGUARD 245 | EA | Motor               | <input checked="" type="checkbox"/> |
|     | 113500000   |                     | 1004064        | Cornelius | TUBING, VINYL,<br>CLEAR, 500x750           | FOR ABS 1.0 /<br>VANGUARD 245 | EA | Tubing,<br>Beverage | <input checked="" type="checkbox"/> |
|     | 113500500   | 11-3500-000-<br>500 | 11-3500-500    | Cornelius | 1/2 ID X 3/4 OD<br>DRAIN TUBING, 500'      |                               | FT | Tubing, Drain       | <input type="checkbox"/>            |
|    | 1151        |                     | 1003422        | Cornelius | FITTING, L, BR, 3/8"<br>MPT x Street Std   | FOR VANGUARD<br>245           | EA | Fitting, General    | <input checked="" type="checkbox"/> |
|    | 115178000   | 115-178-000         |                | Cornelius | CT LEG KIT (OBS)                           | SHOWS (1) IN<br>STOCK.        | EA | Leg Set             | <input type="checkbox"/>            |
|   | 11732       | 11732               | 1007799        | Cornelius | WIRE HARNESS<br>ASSY, PLATFORM,<br>SLJ1000 | FOR QUEST E2-4                | EA | Wire Harness        | <input type="checkbox"/>            |
|  | 11749       | 11749               | 1012676        | Cornelius | SOLD OUT JUMPER                            | FOR QUEST                     | EA | PART                | <input type="checkbox"/>            |
|  | 11775       |                     | 2562885        | Cornelius | SPACER, COVER,<br>JETSPRAY                 | FOR JS7 / JT20 /<br>JT30      | EA | PART                | <input checked="" type="checkbox"/> |











Non-Stocked,  
Lead Time










Non-Stocked,  
Lead Time

Non-Stocked,  
Lead Time

Non-Stocked,  
Lead Time

Non-Stocked,  
Lead Time

| Picture   | Vendor Item | GIS Item    | Alternate Item | Vendor    | Item Description 01                          | Item Description 02           | UM | Classification   | NS                                  |                           |
|---|-------------|-------------|----------------|-----------|--|-------------------------------|----|------------------|-------------------------------------|---------------------------|
|                       | 11809       |             | 2621832        | Cornelius | HANDLE, PUSH, TJW                            |                               | EA | PART             | <input checked="" type="checkbox"/> | Non-Stocked,<br>Lead Time |
|                       | 11823       | 11823       | 1012677        | Cornelius | WIRE HARNESS<br>DOOR, QUEST 4                | FOR QUEST 4 /<br>QUANTUM 4    | EA | Wire Harness     | <input type="checkbox"/>            |                           |
|                       | 11888       |             | 2614122        | Cornelius | HARNESS<br>ASSEMBLY,<br>PLATFORM,            | FOR QUEST E2                  | EA | Wire Harness     | <input checked="" type="checkbox"/> | Non-Stocked,<br>Lead Time |
|                       | 120227000   |             | 1004683        | Cornelius | WASHER, LOCK,<br>194 ID, 323 050<br>STZI #10 | FOR ABS 1.0 /<br>VANGUARD 245 | EA | Hardware         | <input checked="" type="checkbox"/> | Non-Stocked,<br>Lead Time |
|                       | 1222        | 1222        |                | Cornelius | B*M BRIX NOZZLE<br>(OBS)                     | SHOWS (8) IN<br>STOCK.        | EA | PART             | <input type="checkbox"/>            |                           |
|                | 1287        |             | 1001055        | Cornelius | GASKET, 1/2" FI                              |                               | EA | PART             | <input checked="" type="checkbox"/> | Non-Stocked,<br>Lead Time |
|                      | 12931022    | 12931-22    | 1008403        | Cornelius | SOLENOID,<br>24v/50/60,<br>ENCAPSD PINK      | FOR FFV/SEV/GEV<br>VALVE      | EA | PART             | <input type="checkbox"/>            |                           |
|  | 130066000   | 13-0066-000 | 1005563        | Cornelius | FITTING, PLUG, BR,<br>1/4" MPT, R/H          |                               | EA | Fitting, General | <input type="checkbox"/>            |                           |
|                     | 1318        |             | 1002779        | Cornelius | HOUSING, FLOW<br>CONTROL, NYLON              | FOR FCB V4-2 / FCB<br>V4-4    | EA | PART             | <input checked="" type="checkbox"/> | Non-Stocked,<br>Lead Time |
|                     | 1319        |             | 1009962        | Cornelius | BODY, VALVE,<br>CONV, NYLON                  | FOR FCB V4-2 / FCB<br>V4-4    | EA | PART             | <input checked="" type="checkbox"/> | Non-Stocked,<br>Lead Time |

| Picture   | Vendor Item | GIS Item    | Alternate Item | Vendor    | Item Description 01                         | Item Description 02 | UM | Classification   | NS                                  |                           |
|---|-------------|-------------|----------------|-----------|---|---------------------|----|------------------|-------------------------------------|---------------------------|
|    | 134410000   |             | 1006137        | Cornelius | TOOL, WRENCH,<br>CO2 REGULATOR,<br>FLAT     |                     | EA | TOOL             | <input checked="" type="checkbox"/> | Non-Stocked,<br>Lead Time |
|    | 134410001   |             | 1010746        | Cornelius | TOOL, WRENCH,<br>CO2 REGULATOR,<br>OFFSET   |                     | EA | TOOL             | <input checked="" type="checkbox"/> | Non-Stocked,<br>Lead Time |
|    | 140092000   | 14-0092-000 | 1001152        | Cornelius | O-RING 114ID X<br>070CS X 70Du Ey-P         |                     | EA | O-Ring           | <input type="checkbox"/>            |                           |
|    | 140133000   |             | 1007970        | Cornelius | CLAMP, HOSE,<br>WORM, 687-1.2<br>SCREW      |                     | EA | Clamp or Tie     | <input checked="" type="checkbox"/> | Non-Stocked,<br>Lead Time |
|    | 141838000   |             | 1006375        | Cornelius | FITTING, A, SS, 5/8"<br>FI x 3/8" NPT       |                     | EA | Fitting, General | <input checked="" type="checkbox"/> | Non-Stocked,<br>Lead Time |
|    | 1422        |             | 1004122        | Cornelius | PANEL, SIDE, RH,<br>Fcb2/4 Lvr S-Stl        |                     | EA | PART             | <input checked="" type="checkbox"/> | Non-Stocked,<br>Lead Time |
|    | 142496000   |             | 1001695        | Cornelius | ICEBANK CONTROL,<br>230V                    |                     | EA | PART             | <input checked="" type="checkbox"/> | Non-Stocked,<br>Lead Time |
|   | 142500120   |             | 2556457        | Cornelius | SENSOR, TEMP, ICE<br>BANK                   |                     | EA | PART             | <input checked="" type="checkbox"/> | Non-Stocked,<br>Lead Time |
|   | 14451       |             | 1042687        | Cornelius | FAN BLADE                                   | FOR JT30            | EA | Fan Blade        | <input checked="" type="checkbox"/> | Non-Stocked,<br>Lead Time |
|  | 144557      |             | 2504701        | Cornelius | RETAINER, FLOW<br>CONTROL, MULTI-<br>FLAVOR | FOR ABS 1.0         | EA | PART             | <input checked="" type="checkbox"/> | Non-Stocked,<br>Lead Time |

| Picture   | Vendor Item | GIS Item    | Alternate Item | Vendor    | Item Description 01                    | Item Description 02                       | UM | Classification | NS                                  |
|---|-------------|-------------|----------------|-----------|--|---|----|----------------|-------------------------------------|
|            | 144703      |             | 1016456        | Cornelius | BRACKET, MULTI-FLAVOR                  | FOR ABS                                   | EA | PART           | <input checked="" type="checkbox"/> |
|             | 14624       | 14624       | 2607068        | Cornelius | EVAPORATOR WELL ASSEMBLY, MID PRO      | FOR JT20                                  | EA | Evaporator     | <input type="checkbox"/>            |
|            | 150006000   |             | 1007870        | Cornelius | PADLOCK AND KEYS                       |   | EA | PART           | <input checked="" type="checkbox"/> |
|            | 150055000   |             | 1001339        | Cornelius | WASHER, BALL, 390 x 143                | FOR VANTAGE / VENTURE / UNIVERSAL 750     | EA | PART           | <input checked="" type="checkbox"/> |
|            | 150058000   | 150058000   | 1003760        | Cornelius | O-RING 301ID 070CS 70DU, DRAIN FITTING | FOR FF / IDC / IDC PRO / IDC PFG / UCCR40 | EA | O-Ring         | <input type="checkbox"/>            |
|            | 150058000   | 15-0058-000 | 1003760        | Cornelius | O-RING 301ID 070CS 70DU, DRAIN FITTING | FOR FF / IDC / IDC PRO / IDC PFG / UCCR40 | EA | O-Ring         | <input type="checkbox"/>            |
|           | 150065000   | 15-0065-000 | 1001860        | Cornelius | O-RING 1.05ID X 070CS 70Du             | FOR CB1522 / CB2323 / UNIVERSAL 750       | EA | O-Ring         | <input type="checkbox"/>            |
|           | 150095000   | 15-0095-000 | 1006426        | Cornelius | COMPENSATOR, PREMIX, CORCO             | FOR CB1522 / CB2323 / UNIVERSAL 750       | EA | PART           | <input type="checkbox"/>            |
|  | 150099000   | 15-0099-000 | 1004141        | Cornelius | VALVE SHANK, 3-39 / 64" LONG           | FOR VANTAGE (PRE-MIX) / UNIVERSAL 750     | EA | PART           | <input type="checkbox"/>            |
|          | 150113000   | 15-0113-000 | 1005348        | Cornelius | SCREW COMPENSATOR SLTD                 | FOR CB1522 / CB2323                       | EA | Hardware       | <input type="checkbox"/>            |

Non-Stocked, Lead Time

Non-Stocked, Lead Time










Non-Stocked, Lead Time

| Picture   | Vendor Item | GIS Item    | Alternate Item | Vendor    | Item Description 01                      | Item Description 02                   | UM | Classification | NS                                  |
|---|-------------|-------------|----------------|-----------|--|---------------------------------------|----|----------------|-------------------------------------|
|    | 150141000   | 15-0141-000 | 1005160        | Cornelius | SLEEVE INNER                             | FOR VANTAGE / VENTURE / UNIVERSAL 750 | EA | PART           | <input type="checkbox"/>            |
|     | 150150000   | 15-0150-000 | 1007860        | Cornelius | NUT SHANK                                | FOR CB1522 / CB2323 / UNIVERSAL 750   | EA | PART           | <input type="checkbox"/>            |
|    | 150189000   | 15-0189-000 | 1003174        | Cornelius | SPRING, SHAFT, SELF-CLOSING              | FOR VANTAGE / VENTURE / UNIVERSAL 750 | EA | PART           | <input type="checkbox"/>            |
|    | 150199000   | 15-0199-000 | 1003913        | Cornelius | NUT COUPLING                             | FOR CB1522 / CB2323 / UNIVERSAL 750   | EA | PART           | <input type="checkbox"/>            |
|     | 1502        | 1502        |                | Cornelius | CUSTOM SLEEVE PULLER (OBS)               | SHOWS (7) IN STOCK.                   | EA | TOOL           | <input type="checkbox"/>            |
|     | 150200007   | 15-0200-007 | 1008356        | Cornelius | SLEEVE END SHANK, 2-1/8"                 | FOR CB1522 / CB2323 UNIVERSAL 750     | EA | PART           | <input type="checkbox"/>            |
|    | 150233000   | 15-0233-000 | 1006387        | Cornelius | SHORT SHANK YOKE TYPE, PREMIX            | FOR CB1522 / CB2323                   | EA | PART           | <input type="checkbox"/>            |
|  | 150238000   | 15-0238-000 | 1009752        | Cornelius | SET SCREW, 1/4" SLOT 20 STZI 252OSL2OST2 | FOR CB1522 / CB2323                   | EA | Hardware       | <input type="checkbox"/>            |
|   | 15026       |             | 1016474        | Cornelius | RETAINER, TAB, LH ASSEMBLY               |                                       | EA | PART           | <input checked="" type="checkbox"/> |
|   | 15027       |             | 1016475        | Cornelius | RETAINER, TAB, RH ASSEMBLY               |                                       | EA | PART           | <input checked="" type="checkbox"/> |

Non-Stocked, Lead Time

Non-Stocked, Lead Time




| Picture   | Vendor Item | GIS Item    | Alternate Item | Vendor    | Item Description 01                     | Item Description 02             | UM | Classification   | NS                                  |                        |
|---|-------------|-------------|----------------|-----------|---|---------------------------------|----|------------------|-------------------------------------|------------------------|
|    | 15028       |             | 1016476        | Cornelius | RETAINER, TAB, RH ASSEMBLY, LARGE       |                                 | EA | PART             | <input checked="" type="checkbox"/> | Non-Stocked, Lead Time |
|    | 15029       |             | 1016477        | Cornelius | RETAINER, TAB, LH ASSEMBLY, LOWER FRONT |                                 | EA | PART             | <input checked="" type="checkbox"/> | Non-Stocked, Lead Time |
|    | 150309000   | 15-0309-000 | 1003975        | Cornelius | O-RING 208ID X 070CS                    | FOR UFB1 / UF1 / SFV1 VALVES    | EA | O-Ring           | <input type="checkbox"/>            |                        |
|    | 150375000   |             | 1008193        | Cornelius | LEVER KNOB                              |                                 | EA | PART             | <input checked="" type="checkbox"/> | Non-Stocked, Lead Time |
|    | 150447000   |             | 1000615        | Cornelius | WASHER, SL, 406 812 062, RUBBER         | FOR VANGUARD 245                | EA | Hardware         | <input checked="" type="checkbox"/> | Non-Stocked, Lead Time |
|     | 15074       |             | 1016486        | Cornelius | BRACKET, MOUNTING, COKE MEDALLION       | FOR DF150                       | EA | PART             | <input checked="" type="checkbox"/> | Non-Stocked, Lead Time |
|   | 150774000   |             | 1008901        | Cornelius | NUT WING 3/8-16 STZI                    | FOR ED200 / ED250 / CARMA 250   | EA | Hardware         | <input checked="" type="checkbox"/> | Non-Stocked, Lead Time |
|  | 150789039   | 15-0789-039 | 1005662        | Cornelius | BLACK FLANGE                            |                                 | EA | PART             | <input type="checkbox"/>            |                        |
|   | 150792100   | 15-0792-100 | 1007854        | Cornelius | FITTING, L, PL, 1/4" X 5/16" FL         | MOLDED ELBOW. FOR UNIVERSAL 750 | EA | Fitting, General | <input type="checkbox"/>            |                        |
|   | 150792200   | 15-0792-200 |                | Cornelius | FITTING, L, PL, 5/16" MFL (2) (OBS)     | SHOWS (91) IN STOCK.            | EA | Fitting, General | <input type="checkbox"/>            |                        |

| Picture  | Vendor Item | GIS Item    | Alternate Item | Vendor    | Item Description 01                         | Item Description 02                     | UM | Classification   | NS                                  |
|--|-------------|-------------|----------------|-----------|---|---|----|------------------|-------------------------------------|
|    | 150794100   | 15-0794-100 | 1010567        | Cornelius | YOKE FITTING 7/16<br>THREAD PREMIX<br>VALVE | FOR CB1522 /<br>CB2323                  | EA | PART             | <input type="checkbox"/>            |
|    | 150807100   | 15-0807-100 | 1001357        | Cornelius | FITTING, A, PL, 1/4"<br>FL X 5/16" MFL      | MOLDED<br>ADAPTER. FOR<br>UNIVERSAL 750 | EA | Fitting, General | <input type="checkbox"/>            |
|    | 150807200   | 15-0807-200 | 1001106        | Cornelius | FITTING, A, PL,<br>5/16" FL (2), RED        |   | EA | Fitting, General | <input type="checkbox"/>            |
|    | 15087       | 15087       | 1001649        | Cornelius | AGITATOR<br>RETAINER                        | (PART OF THE<br>HOPPER ASSEMBLY)        | EA | PART             | <input type="checkbox"/>            |
|    | 15090       |             | 1009146        | Cornelius | BAFFLE, UPPER LEFT                          | FOR DF-ED2XX /<br>CARMA 250             | EA | PART             | <input checked="" type="checkbox"/> |
|    | 150907000   |             | 1000339        | Cornelius | SCREW, MACHINE,<br>10-24 TrPh 10 BrCh       | FOR CB1522 /<br>CB2323                  | EA | Hardware         | <input checked="" type="checkbox"/> |
|   | 150920005   |             | 1010268        | Cornelius | COLLAR, BLANK,<br>FLAV BVAL                 |   | EA | PART             | <input checked="" type="checkbox"/> |
|  | 150920009   | 15-0920-DRP |                | Cornelius | COLLAR ID DR<br>PEPPER (OBS)                | SHOWS (9) IN<br>STOCK.                  | EA | PART             | <input type="checkbox"/>            |
|  | 150920019   | 15-0920-DIE | 1001436        | Cornelius | DIET COLLAR                                 |   | EA | PART             | <input type="checkbox"/>            |
|  | 150920021   | 15-0920-GIN | 1006005        | Cornelius | COLLAR ID GINGER<br>ALE                     |   | EA | PART             | <input type="checkbox"/>            |

Non-Stocked,  
Lead Time

Non-Stocked,  
Lead Time






Non-Stocked,  
Lead Time

| Picture   | Vendor Item | GIS Item    | Alternate Item | Vendor    | Item Description 01           | Item Description 02 | UM | Classification | NS                                  |
|---|-------------|-------------|----------------|-----------|-------------------------------|---------------------|----|----------------|-------------------------------------|
|    | 150920023   | 15-0920-CLU | 1003938        | Cornelius | COLLAR ID CLUB SODA           |                     | EA | PART           | <input type="checkbox"/>            |
|    | 150920026   | 15-0920-TON | 1006107        | Cornelius | COLLAR ID TONIC WATER         |                     | EA | PART           | <input type="checkbox"/>            |
|    | 150920027   |             | 1005980        | Cornelius | COLLAR, SOUR, FLAV BVAL       |                     | EA | PART           | <input checked="" type="checkbox"/> |
|    | 150920028   |             | 1003221        | Cornelius | COLLAR, LEMON LIME, FLAV BVAL |                     | EA | PART           | <input checked="" type="checkbox"/> |
|    | 150920029   |             | 1003539        | Cornelius | COLLAR, ROOT BEER, FLAV BVAL  |                     | EA | PART           | <input checked="" type="checkbox"/> |
|    | 150920034   | 15-0920-SOD |                | Cornelius | COLLAR ID SODA WATER (OBS)    | SHOWS (5) IN STOCK. | EA | PART           | <input type="checkbox"/>            |
|   | 150920038   | 15-0920-ICE | 1001663        | Cornelius | COLLAR ID ICE WATER           |                     | EA | PART           | <input type="checkbox"/>            |
|  | 150920046   | 15-0920-QUI |                | Cornelius | COLLAR ID QUININE WATER (OBS) | SHOWS (1) IN STOCK. | EA | PART           | <input type="checkbox"/>            |
|  | 150920077   | 15-0920-7UP | 1008237        | Cornelius | COLLAR ID 7-UP                |                     | EA | PART           | <input type="checkbox"/>            |
|  | 150920080   | 15-0920-SPR | 1010472        | Cornelius | COLLAR ID SPRITE              |                     | EA | PART           | <input type="checkbox"/>            |

Non-Stocked, Lead Time

Non-Stocked, Lead Time

Non-Stocked, Lead Time

| Picture   | Vendor Item | GIS Item    | Alternate Item | Vendor    | Item Description 01                 | Item Description 02                 | UM | Classification | NS                                  |
|---|-------------|-------------|----------------|-----------|-------------------------------------|-------------------------------------|----|----------------|-------------------------------------|
|    | 150920081   | 15-0920-PEP | 1006095        | Cornelius | COLLAR ID PEPSI                     |                                     | EA | PART           | <input type="checkbox"/>            |
|    | 150920116   | 15-0920-MTD | 1001362        | Cornelius | COLLAR ID MT DEW                    |                                     | EA | PART           | <input type="checkbox"/>            |
|    | 150920125   | 15-0920-COK | 1010550        | Cornelius | COLLAR ID COKE                      |                                     | EA | PART           | <input type="checkbox"/>            |
|    | 150920142   | 15-0920-DCO |                | Cornelius | COLLAR ID DIET COKE (OBS)           | SHOWS (8) IN STOCK.                 | EA | PART           | <input type="checkbox"/>            |
|    | 150920173   |             | 1001630        | Cornelius | COLLAR, DIET PEPSI, FLAV BVAL       |                                     | EA | PART           | <input checked="" type="checkbox"/> |
|    | 150998000   | 15-0998-000 | 1006399        | Cornelius | SHAFT VALVE, SEAT, SELF-CLOSING     | FOR UNIVERSAL 750                   | EA | PART           | <input type="checkbox"/>            |
|   | 151009039   |             | 1010594        | Cornelius | BODY, VALVE, PREMIX, HI STYLE BLACK | FOR UNIVERSAL 750                   | EA | PART           | <input checked="" type="checkbox"/> |
|  | 151044000   | 15-1044-000 |                | Cornelius | CUP REST CNTR DISP (OBS)            | SHOWS (9) IN STOCK.                 | EA | Cup Rest       | <input type="checkbox"/>            |
|  | 151061000   |             | 1010721        | Cornelius | LEVER, KNOB, LONG                   | FOR CB1522 / CB2323 / UNIVERSAL 750 | EA | PART           | <input checked="" type="checkbox"/> |
|  | 151062000   |             | 1003640        | Cornelius | SPRING, KNOB, LEVER                 | FOR UNIVERSAL 750                   | EA | PART           | <input checked="" type="checkbox"/> |

Non-Stocked, Lead Time

Non-Stocked, Lead Time

Non-Stocked, Lead Time

Non-Stocked, Lead Time

| Picture  | Vendor Item | GIS Item    | Alternate Item | Vendor    | Item Description 01                  | Item Description 02                      | UM | Classification | NS                                  |
|--|-------------|-------------|----------------|-----------|--------------------------------------|--|----|----------------|-------------------------------------|
|    | 15110       |             | 1005203        | Cornelius | PANEL, LOWER ASSEMBLY                | FOR DB150-Z / UNIVERSAL 750              | EA | PART           | <input checked="" type="checkbox"/> |
|    | 151139039   | 15-1139-039 |                | Cornelius | KNOB TRAPEZOID BLACK (OBS)           | FOR UNIVERSAL 750. SHOWS (15) IN STOCK.  | EA | PART           | <input type="checkbox"/>            |
|    | 151202039   | 15-1202-039 | 1010795        | Cornelius | PREMIX VALVE HEAD ASSY, SELF-CLOSING | FOR UNIVERSAL 750                        | EA | PART           | <input type="checkbox"/>            |
|    | 151281000   |             | 1009505        | Cornelius | WASHER, SR, 640 1.0 042 Stzi 625     | FOR WCC2000 / UNIVERSAL 750              | EA | Hardware       | <input checked="" type="checkbox"/> |
|    | 151444239   | 15-1444-239 |                | Cornelius | VIKING PRE-MIX BAR VALVE (OBS)       | FOR UNIVERSAL 750. SHOWS (1) IN STOCK.   | EA | PART           | <input type="checkbox"/>            |
|    | 151588      |             | 2613945        | Cornelius | HOUSING, PLUNGER ASSY, LARGE         |  | EA | PART           | <input checked="" type="checkbox"/> |
|   | 151719007   |             | 1006079        | Cornelius | HEAD, COMPENSATOR, ADJUSTABLE        |  | EA | PART           | <input checked="" type="checkbox"/> |
|  | 151741039   | 15-1741-039 | 1010796        | Cornelius | KNOB FUTURA                          | FOR CB1522 / CB2323 / UNIVERSAL 750      | EA | PART           | <input type="checkbox"/>            |
|  | 151742039   |             | 1008171        | Cornelius | BONNET KNOB                          | FOR CB1522 / CB2323 / UNIVERSAL 750      | EA | PART           | <input checked="" type="checkbox"/> |
|  | 151841000   | 15-1841-000 | 1000332        | Cornelius | SCREW, VALVE, SF1                    | FOR SF1 VALVE / CB1522-1722-2323 / ED250 | EA | Hardware       | <input type="checkbox"/>            |

Non-Stocked, Lead Time

Non-Stocked, Lead Time

Non-Stocked, Lead Time

Non-Stocked, Lead Time

Non-Stocked, Lead Time

| Picture  | Vendor Item | GIS Item | Alternate Item | Vendor    | Item Description 01                | Item Description 02                           | UM | Classification | NS                                  |
|--|-------------|----------|----------------|-----------|------------------------------------|---|----|----------------|-------------------------------------|
|    | 15192       |          | 1016535        | Cornelius | COVER                              | FOR ED-DF300                                  | EA | PART           | <input checked="" type="checkbox"/> |
|    | 15196       | 15196    | 1007952        | Cornelius | DRIP TRAY<br>EXTENSION             | FOR ED300                                     | EA | PART           | <input type="checkbox"/>            |
|    | 15199       | 15199    | 1006149        | Cornelius | SINK EXTENSION                     | FOR DF-ED150                                  | EA | PART           | <input type="checkbox"/>            |
|    | 15213       | 15213    | 1007780        | Cornelius | AGITATOR, LEFT-<br>HAND            | FOR ED300                                     | EA | PART           | <input type="checkbox"/>            |
|    | 15214       | 15214    | 1001341        | Cornelius | AGITATOR, RIGHT-<br>HAND           | FOR ED300                                     | EA | PART           | <input type="checkbox"/>            |
|   | 152172      |          | 1016542        | Cornelius | BLOCK, MODULAR,<br>SYRUP/SODA, MFV | FOR MULTI-<br>FLAVOR VALVE                    | EA | PART           | <input checked="" type="checkbox"/> |
|   | 152176      |          | 1016543        | Cornelius | BLOCK ASSEMBLY                     | FOR MULTI-<br>FLAVOR VALVE /<br>FLAVOR FUSION | EA | PART           | <input checked="" type="checkbox"/> |
|  | 152177      |          | 1016544        | Cornelius | BLOCK ASSEMBLY                     | FOR MULTI-<br>FLAVOR VALVE                    | EA | PART           | <input checked="" type="checkbox"/> |
|  | 15218       |          | 1000613        | Cornelius | PLATE, MOTOR<br>MOUNTING           | FOR ED300                                     | EA | PART           | <input checked="" type="checkbox"/> |
|  | 15244       |          | 1009536        | Cornelius | PANEL, VALVE, 8-<br>FLAVOR         | FOR DF200-08-<br>COKE                         | EA | Valve Panel    | <input checked="" type="checkbox"/> |

Non-Stocked,  
Lead Time


Non-Stocked,  
Lead Time

Non-Stocked,  
Lead Time

Non-Stocked,  
Lead Time


Non-Stocked,  
Lead Time

Non-Stocked,  
Lead Time

| Picture  | Vendor Item | GIS Item | Alternate Item | Vendor    | Item Description 01                    | Item Description 02                      | UM | Classification        | NS                                  |                        |
|--|-------------|----------|----------------|-----------|--|--|----|-----------------------|-------------------------------------|------------------------|
|    | 15346       | 15346    | 1008231        | Cornelius | AGITATOR ASSEMBLY                      | FOR DF-ED1XX / ABS 1.0                   | EA | PART                  | <input type="checkbox"/>            |                        |
|    | 1543        |          | 1003321        | Cornelius | TUBE RELEASE .438od.049 Wall, MOTORMAN | FOR VIPER E2-3-4 / PINNACLE 2-4 / FCB V4 | EA | PART                  | <input checked="" type="checkbox"/> | Non-Stocked, Lead Time |
|    | 15437       |          | 1012718        | Cornelius | BAFFLE, UPPER LEFT, REMOVABLE          | FOR ED150 / ED300                        | EA | PART                  | <input checked="" type="checkbox"/> | Non-Stocked, Lead Time |
|    | 15439       |          | 1041373        | Cornelius | PANEL, VALVE, 6-FLAVOR                 | FOR DF150-06                             | EA | Valve Panel           | <input checked="" type="checkbox"/> | Non-Stocked, Lead Time |
|    | 1544        |          | 1005054        | Cornelius | SPRING, COMPRESSION .500LG .42OD SS    | MOTORMAN, FOR VIPER E2-3-4 / PINN / V4   | EA | PART                  | <input checked="" type="checkbox"/> | Non-Stocked, Lead Time |
|    | 1545        |          | 1007510        | Cornelius | RETAINER, HOUSING, FLO CNTL VALVE      | FOR MILLENNIUM II / FCB V4 / PINNACLE    | EA | PART                  | <input checked="" type="checkbox"/> | Non-Stocked, Lead Time |
|   | 15482       |          | 1005918        | Cornelius | RETAINER, ICE CHUTE, STATIC            |  | EA | PART                  | <input checked="" type="checkbox"/> | Non-Stocked, Lead Time |
|  | 15484       | 15484    | 1005811        | Cornelius | DIVERTER, ICE DEFECTOR, LH             | FOR ED300                                | EA | Adapter Kit, Icemaker | <input type="checkbox"/>            |                        |
|  | 15488       | 15488    | 1001299        | Cornelius | PUSH LEVER, LONG, (CUP ACTIVATED)      | FOR DF-ED1XX/2XX/300 / CARMA 250         | EA | PART                  | <input type="checkbox"/>            |                        |
|  | 15500       | 15500    | 1001529        | Cornelius | PUSH LEVER, SHORT, (CUP ACTIVATED)     | FOR DF-ED1XX/2XX/300 / CARMA 250         | EA | PART                  | <input type="checkbox"/>            |                        |

| Picture   | Vendor Item | GIS Item | Alternate Item | Vendor    | Item Description 01                   | Item Description 02                  | UM | Classification   | NS                                  |                        |
|---|-------------|----------|----------------|-----------|---------------------------------------|--------------------------------------|----|------------------|-------------------------------------|------------------------|
|    | 15502       | 15502    | 1001585        | Cornelius | PUSH LEVER, ICE DISPENSE, ED2XX (OBS) | * REPLACED BY OEM # 620709313        | EA | PART             | <input type="checkbox"/>            |                        |
|    | 1554        |          | 1006245        | Cornelius | BODY VALVE RIBBED, MOTORMAN           | FOR VIPER E2-3-4 / PINNACLE / FCB V4 | EA | PART             | <input checked="" type="checkbox"/> | Non-Stocked, Lead Time |
|    | 1555        |          | 1001359        | Cornelius | KNOB, WHITE, MOTORMAN                 | FOR VIPER E2-3-4 / PINNACLE / FCB V4 | EA | PART             | <input checked="" type="checkbox"/> | Non-Stocked, Lead Time |
|    | 15576       |          | 1043478        | Cornelius | PANEL, VALVE, 6-FLAVOR                |                                      | EA | Valve Panel      | <input checked="" type="checkbox"/> | Non-Stocked, Lead Time |
|    | 15587       |          | 1012720        | Cornelius | PANEL, ICE ONLY                       | FOR DF2XX IOD                        | EA | Valve Panel      | <input checked="" type="checkbox"/> | Non-Stocked, Lead Time |
|    | 15588Q1622  |          | 2619707        | Cornelius | PANEL, ICE ONLY                       | FOR ED150 IOD W/ WATER               | EA | Valve Panel      | <input checked="" type="checkbox"/> | Non-Stocked, Lead Time |
|    | 15601       | 15601    | 1012721        | Cornelius | PANEL ASSEMBLY, LOWER-Z               | FOR ED300                            | EA | Splash Panel     | <input type="checkbox"/>            |                        |
|  | 1561        |          | 1000571        | Cornelius | FITTING, SPLICER, SS, 1/4" x 5/16" Bb | FOR FCB V4                           | EA | Fitting, General | <input checked="" type="checkbox"/> | Non-Stocked, Lead Time |
|  | 15748       |          | 1016659        | Cornelius | RETAINER, MERCHANDISER, LH            |                                      | EA | PART             | <input checked="" type="checkbox"/> | Non-Stocked, Lead Time |
|  | 15749       |          | 1016660        | Cornelius | RETAINER, MERCHANDISER, RH            |                                      | EA | PART             | <input checked="" type="checkbox"/> | Non-Stocked, Lead Time |



| Picture   | Vendor Item | GIS Item | Alternate Item | Vendor    | Item Description 01                | Item Description 02                  | UM | Classification | NS                                  |                        |
|---|-------------|----------|----------------|-----------|------------------------------------|--------------------------------------|----|----------------|-------------------------------------|------------------------|
|    | 1575        |          | 1009986        | Cornelius | RETAINER SPRING VALVE, MOTORMAN    | FOR VIPER E2-3-4 / PINNACLE / FCB V4 | EA | PART           | <input checked="" type="checkbox"/> | Non-Stocked, Lead Time |
|     | 15751       |          | 1016662        | Cornelius | PANEL, BOTTOM, MERCHANDISER        |                                      | EA | PART           | <input checked="" type="checkbox"/> | Non-Stocked, Lead Time |
|     | 15754       |          | 1005633        | Cornelius | MERCHANDISER, STAINLESS STEEL      | FOR DF-ED250                         | EA | Merchandiser   | <input checked="" type="checkbox"/> | Non-Stocked, Lead Time |
|     | 15755       | 15755    | 1009974        | Cornelius | MERCHANDISER, STAINLESS STEEL      | FOR DF-ED200                         | EA | Merchandiser   | <input type="checkbox"/>            |                        |
|     | 15756       |          | 1012723        | Cornelius | MERCHANDISER, STAINLESS STEEL      | FOR DF-ED150                         | EA | Merchandiser   | <input checked="" type="checkbox"/> | Non-Stocked, Lead Time |
|    | 1576        |          | 1001351        | Cornelius | HOUSING SPRING FCB VALVE, MOTORMAN | FOR VIPER E2-3-4 / PINNACLE / FCB V4 | EA | PART           | <input checked="" type="checkbox"/> | Non-Stocked, Lead Time |
|    | 15766       |          | 1005224        | Cornelius | HOLDER, LID AND STRAW ASSEMBLY     |                                      | EA | PART           | <input checked="" type="checkbox"/> | Non-Stocked, Lead Time |
|  | 160155000   |          | 1001455        | Cornelius | NUT, HEX, BrNi 3/8"                |                                      | EA | Hardware       | <input checked="" type="checkbox"/> | Non-Stocked, Lead Time |
|  | 160800000   |          | 1005376        | Cornelius | NUT, SHERWOOD                      |                                      | EA | Hardware       | <input checked="" type="checkbox"/> | Non-Stocked, Lead Time |
|  | 161010001   | 24283    | 1003286        | Cornelius | HOLDER, LAMP, W/O WIRES            | FOR CB2323-08 (WENDY'S)              | EA | PART           | <input type="checkbox"/>            |                        |

| Picture  | Vendor Item | GIS Item    | Alternate Item | Vendor    | Item Description 01                     | Item Description 02 | UM | Classification    | NS                                  |
|--|-------------|-------------|----------------|-----------|---|---------------------|----|-------------------|-------------------------------------|
|    | 161025000   |             | 1010413        | Cornelius | BULB, FLUORESCENT, 21", F13T5           |                     | EA | Bulb, Fluorescent | <input checked="" type="checkbox"/> |
|    | 161060000   | 16-1060-000 |                | Cornelius | GRILL WIRE (OBS)                        | SHOWS (6) IN STOCK. | EA | Cup Rest          | <input type="checkbox"/>            |
|    | 161076000   | 16-1076-000 |                | Cornelius | MOTOR (VON WEISE) (OBS)                 | SHOWS (3) IN STOCK. | EA | Motor             | <input type="checkbox"/>            |
|    | 161079000   | 16-1079-000 |                | Cornelius | CIRCUIT BOARD (OBS)                     | SHOWS (2) IN STOCK. | EA | Control Board     | <input type="checkbox"/>            |
|    | 161098002   |             | 1008069        | Cornelius | LENS, CLEAR, MARQUEE, 22.75" X 13.62"   | FOR CB1722 / CB2323 | EA | PART              | <input checked="" type="checkbox"/> |
|    | 161098004   |             | 1016710        | Cornelius | LENS, CLEAR, MARQUEE, 29.75" x 13.62"   |                     | EA | PART              | <input checked="" type="checkbox"/> |
|    | 161098005   | 161098005   | 1008343        | Cornelius | GRAPHIC, PEPSI, CURVED MERCH, 23"       | FOR CB2323          | EA | Graphic           | <input type="checkbox"/>            |
|  | 161098006   |             | 1009233        | Cornelius | LENS, CLEAR, 23", CURVE, 21.88" X 5.36" |                     | EA | PART              | <input checked="" type="checkbox"/> |
|  | 161098007   | 16-1098-007 | 1009870        | Cornelius | GRAPHIC, PEPSI, 18" MARQUEE MERCH       | CURVED              | EA | Graphic           | <input type="checkbox"/>            |
|  | 161098008   |             | 1002414        | Cornelius | LENS, CLEAR, 18", CURVE, 17.25" X 5.36" |                     | EA | PART              | <input checked="" type="checkbox"/> |



Non-Stocked, Lead Time

Non-Stocked, Lead Time

Non-Stocked, Lead Time

Non-Stocked, Lead Time

Non-Stocked, Lead Time

| Picture   | Vendor Item   | GIS Item      | Alternate Item | Vendor    | Item Description 01                  | Item Description 02                    | UM | Classification | NS                                  |                        |
|---|---------------|---------------|----------------|-----------|--------------------------------------|--|----|----------------|-------------------------------------|------------------------|
|     | 161098019     |               | 1001275        | Cornelius | GRAPHIC, DR. PEPPER, 23", CURVED DOM |  | EA | Graphic        | <input checked="" type="checkbox"/> | Non-Stocked, Lead Time |
|     | 161098027     |               | 1003579        | Cornelius | GRAPHIC, PEPSI, 23" DOM, MARQUEE     |  | EA | Graphic        | <input checked="" type="checkbox"/> | Non-Stocked, Lead Time |
|     | 1611110006588 |               | 1041178        | Cornelius | LID, SWITCH, REPLACEMENT KIT         | FOR CB2323 (COKE)                      | EA | Lid            | <input checked="" type="checkbox"/> | Non-Stocked, Lead Time |
|     | 1611110006678 |               | 1041351        | Cornelius | PANEL, SPLASH, KIT, X/SIDES          | FOR CB1522                             | EA | Splash Panel   | <input checked="" type="checkbox"/> | Non-Stocked, Lead Time |
|    | 1611110006843 | 1611110006843 | 1042453        | Cornelius | BIN T-STAT DROP TUBE, WELL           | FOR FLAVOR FUSION / WCC700             | EA | PART           | <input type="checkbox"/>            |                        |
|     | 161151000     | 16-1151-000   | 1010212        | Cornelius | BEARING SHAFT W/ COLD PLATE ID (OBS) | SHOWS (1) IN STOCK.                    | EA | PART           | <input type="checkbox"/>            |                        |
|   | 161165007     | 16-1165-007   | 1009945        | Cornelius | START CAPACITOR                      | FOR WCC500 / IAC322 / IAC330 / IACS227 | EA | PART           | <input type="checkbox"/>            |                        |
|  | 161165008     | 16-1165-008   | 1008154        | Cornelius | START CAPACITOR 72-86mf 330v         | FOR WCC700 / IAC522 / IAC530           | EA | PART           | <input type="checkbox"/>            |                        |
|  | 161165010     |               | 1007167        | Cornelius | CAPACITOR, START, 43-52mf 330v       | FOR IAC322 / IAC330 / WCC500           | EA | PART           | <input checked="" type="checkbox"/> | Non-Stocked, Lead Time |
|  | 161168000     |               | 1009200        | Cornelius | SCREW, MACHINE, 08-32 TRPH 08 SS     | FOR IDC255 PFG / IDC PRO / WCC700W     | EA | Hardware       | <input checked="" type="checkbox"/> | Non-Stocked, Lead Time |

| Picture   | Vendor Item | GIS Item    | Alternate Item | Vendor    | Item Description 01                 | Item Description 02                     | UM | Classification | NS                                  |                        |
|---|-------------|-------------|----------------|-----------|-------------------------------------|---|----|----------------|-------------------------------------|------------------------|
|    | 161168001   |             | 2619182        | Cornelius | SCREW, MACHINE, 06-32 TrPh 16 SS    |   | EA | Hardware       | <input checked="" type="checkbox"/> | Non-Stocked, Lead Time |
|    | 161168006   |             | 1009403        | Cornelius | SCREW HEX TC 08-32 X 0.375L 12 SSBL | FOR WCC700 / XAC SERIES / IAC SERIES    | EA | Hardware       | <input checked="" type="checkbox"/> | Non-Stocked, Lead Time |
|    | 161168014   | 161168014   | 1007106        | Cornelius | SCREW, MACHINE, 10-32 012 Tr Ph SS  | FOR IDC PRO/CB2323/CARM A250/ ABS 1.0   | EA | Hardware       | <input type="checkbox"/>            |                        |
|    | 161168017   |             | 1000288        | Cornelius | SCREW, MACHINE, 06-32 Paph 08 SS FS | FOR IMD300-600 / WCC700                 | EA | Hardware       | <input checked="" type="checkbox"/> | Non-Stocked, Lead Time |
|    | 161179001   |             | 1000153        | Cornelius | SCREW 1/4-20 X 3/4" LONG HHMS       | FOR IMD300-600/WCC500-700-1400 /ABS 1.0 | EA | Hardware       | <input checked="" type="checkbox"/> | Non-Stocked, Lead Time |
|    | 161192001   |             | 1005728        | Cornelius | CAPACITOR, RUN, 25 Mfd 440v         | FOR WCC1001 / WCF1101                   | EA | PART           | <input checked="" type="checkbox"/> | Non-Stocked, Lead Time |
|   | 161192004   | 16-1192-004 | 1003768        | Cornelius | CAPACITOR, RUN (SN W/ 62A AND 62B)  | FOR WCC700 / IAC522 / IAC530            | EA | PART           | <input type="checkbox"/>            |                        |
|  | 161192005   |             | 1001562        | Cornelius | CAPACITOR, RUN, 40 Mfd 330v         | FOR WCC2000-2001/WCF2201/IAC 1230       | EA | PART           | <input checked="" type="checkbox"/> | Non-Stocked, Lead Time |
|   | 161270000   | 16-1270-000 |                | Cornelius | ROTATOR ASSY 2428 (OBS)             | SHOWS (1) IN STOCK.                     | EA | PART           | <input type="checkbox"/>            |                        |
|   | 161271004   | 16-1271-004 |                | Cornelius | RING & HUB ASSEMBLY (OBS)           | SHOWS (1) IN STOCK.                     | EA | PART           | <input type="checkbox"/>            |                        |

| Picture  | Vendor Item | GIS Item    | Alternate Item | Vendor    | Item Description 01                   | Item Description 02                   | UM | Classification   | NS                                  |
|--|-------------|-------------|----------------|-----------|---------------------------------------|---------------------------------------|----|------------------|-------------------------------------|
|    | 161286000   | 16-1286-000 |                | Cornelius | CUP REST 2428 (OBS)                   | SHOWS (1) IN STOCK.                   | EA | Cup Rest         | <input type="checkbox"/>            |
|    | 161329002   | 16-1329-002 | 1005937        | Cornelius | SPLASH SHEILD, FLOAT                  | FOR IAC322/330/522/530/630/830/1030/1 | EA | PART             | <input type="checkbox"/>            |
|    | 161426001   |             | 1029663        | Cornelius | CLAMP, HOSE, WORM, GER #12            |                                       | EA | Clamp or Tie     | <input checked="" type="checkbox"/> |
|    | 161456010   | 16-1456-010 |                | Cornelius | WATER DUMP VALVE (OBS)                | SHOWS (3) IN STOCK.                   | EA | Water Valve      | <input type="checkbox"/>            |
|    | 161456014   | 16-1456-014 |                | Cornelius | COMPRESSOR, FOR IAC322/330/S227 (OBS) | 522/530. SHOWS (1) IN STOCK.          | EA | Compressor       | <input type="checkbox"/>            |
|    | 161456016   |             | 1008593        | Cornelius | COMPRESSOR, 3 Hp 240/60 Copland R404A | FOR WCC2000R-2001 / IAC1230 / WCF2201 | EA | Compressor       | <input checked="" type="checkbox"/> |
|   | 161456038   | 16-1456-038 |                | Cornelius | 230V CONTROL BOARD (OBS)              | SHOWS (1) IN STOCK.                   | EA | Control Board    | <input type="checkbox"/>            |
|  | 161456075   | 16-1456-075 |                | Cornelius | COMPRESSOR, COPE, FOR WC/AC322 (OBS)  | SHOWS (2) IN STOCK.                   | EA | Compressor       | <input type="checkbox"/>            |
|  | 1615        | 31-8307-005 |                | Cornelius | MANIFOLD, WATER, 5 PORT (OBS)         | SHOWS (2) IN STOCK.                   | EA | PART             | <input type="checkbox"/>            |
|  | 161508006   |             | 1000522        | Cornelius | FITTING, A, PVC, 3/4" Bb X 3/4" FPT   | FOR CB2323                            | EA | Fitting, General | <input checked="" type="checkbox"/> |

Non-Stocked, Lead Time

Non-Stocked, Lead Time

Non-Stocked, Lead Time

| Picture   | Vendor Item | GIS Item    | Alternate Item | Vendor    | Item Description 01                | Item Description 02              | UM | Classification | NS                                  |                        |
|---|-------------|-------------|----------------|-----------|------------------------------------|----------------------------------|----|----------------|-------------------------------------|------------------------|
|    | 161558000   |             | 1000870        | Cornelius | INSULATION, PUMP, LEFT             | FOR IAC / IRC / IWC MODELS       | EA | PART           | <input checked="" type="checkbox"/> | Non-Stocked, Lead Time |
|    | 161559000   |             | 1009684        | Cornelius | INSULATION, PUMP, RIGHT            | FOR IAC / IRC / IWC MODELS       | EA | PART           | <input checked="" type="checkbox"/> | Non-Stocked, Lead Time |
|    | 161627001   |             | 1007916        | Cornelius | RELAY, GEARMOTOR, START, 120V/60HZ | FOR SERIES AF200, AF525, AF725   | EA | PART           | <input checked="" type="checkbox"/> | Non-Stocked, Lead Time |
|     | 161665000   |             | 1010329        | Cornelius | SKIRT, DRIP TRAY, 19UT             |                                  | EA | PART           | <input checked="" type="checkbox"/> | Non-Stocked, Lead Time |
|     | 161773003   | 16-1773-003 | 1001594        | Cornelius | PRESSURE SWITCH, WCC-WCF REMOTE    | FOR WCC2000 / WCF2000            | EA | PART           | <input type="checkbox"/>            |                        |
|    | 1618        |             | 1005190        | Cornelius | PIN, LEVER, NON-CONDUCTIVE         |                                  | EA | PART           | <input checked="" type="checkbox"/> | Non-Stocked, Lead Time |
|    | 161809003   |             | 1003332        | Cornelius | FRAME, DECORATIVE, CB1522 BLT DWN  | FOR CB1522                       | EA | PART           | <input checked="" type="checkbox"/> | Non-Stocked, Lead Time |
|  | 161828000   |             | 1005315        | Cornelius | ACTUATOR, MAGNETIC SWITCH          |                                  | EA | PART           | <input checked="" type="checkbox"/> | Non-Stocked, Lead Time |
|   | 161862005   | 16-1862-005 | 1004072        | Cornelius | SENSOR, TEMPERATURE, AIR CONDENSER | FOR IAC OR XAC3XX/5XX/6XX/830    | EA | PART           | <input type="checkbox"/>            |                        |
|   | 161870005   |             | 1003337        | Cornelius | CONDENSER, AIR COOLED              | FOR WCC1401A / IAC1030 / IAC1230 | EA | Condenser      | <input checked="" type="checkbox"/> | Non-Stocked, Lead Time |

| Picture  | Vendor Item | GIS Item    | Alternate Item | Vendor    | Item Description 01              | Item Description 02                    | UM | Classification | NS                                  |
|--|-------------|-------------|----------------|-----------|----------------------------------|--|----|----------------|-------------------------------------|
|    | 161921001   | 16-1921-001 | 1008538        | Cornelius | EXPANSION VALVE                  | FOR AC322                              | EA | TXV            | <input type="checkbox"/>            |
|    | 161921006   | 16-1921-006 | 1008513        | Cornelius | EXPANSION VALVE (OBS)            | SHOWS (1) IN STOCK. FOR IAC-XAC3XX     | EA | TXV            | <input type="checkbox"/>            |
|    | 161921007   | 16-1921-007 | 1010773        | Cornelius | THERMO EXPANSION VALVE           | FOR XAC5XX/IAC5XX/IAC1030/IAC1230      | EA | TXV            | <input type="checkbox"/>            |
|    | 161921008   | 16-1921-008 | 1006274        | Cornelius | TXV                              | FOR IAC630/830/1448 / XAC830           | EA | TXV            | <input type="checkbox"/>            |
|    | 161921009   | 16-1921-009 | 1003725        | Cornelius | TXV (SWEAT) (OBS)                | SHOWS (5) IN STOCK. FOR AC322/WC322    | EA | TXV            | <input type="checkbox"/>            |
|    | 161998008   | 16-1998-008 | 1001447        | Cornelius | START RELAY,                     | FOR WCC500 / IAC322-330 / IACS227      | EA | PART           | <input type="checkbox"/>            |
|   | 161998009   | 16-1998-009 | 1010518        | Cornelius | START RELAY                      | FOR WCC700 / IAC5XX/630/830 / WC-AC322 | EA | PART           | <input type="checkbox"/>            |
|  | 1621        |             | 1010899        | Cornelius | CARBONATOR, BALANCE, VTA, 120/60 | W/ VENTED CHECK VALVE                  | EA | Carbonator     | <input checked="" type="checkbox"/> |
|  | 162133001   |             | 1006157        | Cornelius | LID, TOP, 1522                   | FOR CB1522                             | EA | Lid            | <input checked="" type="checkbox"/> |
|  | 162133002   | 16-2133-002 | 1003789        | Cornelius | LID, TOP, 2123                   | FOR CB2123                             | EA | Lid            | <input type="checkbox"/>            |

Non-Stocked, Lead Time

Non-Stocked, Lead Time

| Picture   | Vendor Item | GIS Item    | Alternate Item | Vendor    | Item Description 01                           | Item Description 02                | UM | Classification        | NS                                  |
|---|-------------|-------------|----------------|-----------|---|------------------------------------|----|-----------------------|-------------------------------------|
|    | 162133006   | 162133006   | 1010618        | Cornelius | LID, TOP, SLIDING                             | FOR CB1522                         | EA | Lid                   | <input type="checkbox"/>            |
|    | 162133006   | 16-2133-006 | 1010618        | Cornelius | LID, TOP, SLIDING                             | FOR CB1522                         | EA | Lid                   | <input type="checkbox"/>            |
|    | 162133007   | 16-2133-007 | 1006212        | Cornelius | LID, TOP, SLIDING                             | FOR CB2323                         | EA | Lid                   | <input type="checkbox"/>            |
|    | 162133010   |             | 1016833        | Cornelius | LID, TOP, W/A<br>C1522 Sw Sli                 | FOR CB1522                         | EA | Lid                   | <input checked="" type="checkbox"/> |
|    | 162136000   | 16-2136-000 | 1005507        | Cornelius | LID, BOTTOM,<br>SLIDING, 2224                 | FOR 2224                           | EA | Lid                   | <input type="checkbox"/>            |
|    | 162301001   | 16-2301-001 |                | Cornelius | MOTOR W/SHAFT<br>(BISON) (OBS)                | SHOWS (2) IN<br>STOCK.             | EA | Motor                 | <input type="checkbox"/>            |
|    | 162337002   |             | 1016837        | Cornelius | BRACKET, SWT, 23"<br>TOWER BASE               | FOR CB1522 /<br>CB1722 / CB2323    | EA | PART                  | <input checked="" type="checkbox"/> |
|  | 162351001   |             | 1007577        | Cornelius | SCREEN, WATER<br>PAN DRAIN, 1400              | FOR IAC1030 /<br>IAC1230 / IAC1400 | EA | PART                  | <input checked="" type="checkbox"/> |
|  | 162357000   | 16-2357-000 |                | Cornelius | BEARING SHAFT<br>(OBS)                        | SHOWS (3) IN<br>STOCK.             | EA | PART                  | <input type="checkbox"/>            |
|  | 162468002   |             | 1011434        | Cornelius | 2123 IT W/ 7-<br>CIRCUIT CP, 80 LB,<br>PREMIX |                                    | EA | Accessory,<br>General | <input checked="" type="checkbox"/> |











Non-Stocked,  
Lead Time











Non-Stocked,  
Lead Time

Non-Stocked,  
Lead Time

Non-Stocked,  
Lead Time











| Picture  | Vendor Item | GIS Item    | Alternate Item | Vendor    | Item Description 01                     | Item Description 02 | UM | Classification     | NS                                  |                        |
|--|-------------|-------------|----------------|-----------|---|---------------------|----|--------------------|-------------------------------------|------------------------|
|    | 162468003   |             | 1042010        | Cornelius | 2123 IT W/ 9-CIRCUIT CP, 80 LB, POSTMIX |                     | EA | Accessory, General | <input checked="" type="checkbox"/> | Non-Stocked, Lead Time |
|    | 162473003   |             | 1011431        | Cornelius | 1522 IT W/ 7-CIRCUIT CP, 60 LB, PREMIX  |                     | EA | Accessory, General | <input checked="" type="checkbox"/> | Non-Stocked, Lead Time |
|    | 162473004   |             | 1029354        | Cornelius | 1522 IT W/ 8-CIRCUIT CP, 60 LB, POSTMIX |                     | EA | Accessory, General | <input checked="" type="checkbox"/> | Non-Stocked, Lead Time |
|    | 162623001   |             | 1010468        | Cornelius | LID, BOTTOM, WELD, 1522                 | FOR CB1522          | EA | Lid                | <input checked="" type="checkbox"/> | Non-Stocked, Lead Time |
|    | 162623006   |             | 1006120        | Cornelius | LID, BOTTOM, SLIDING, 1522              | FOR CB1522          | EA | Lid                | <input checked="" type="checkbox"/> | Non-Stocked, Lead Time |
|    | 162623007   | 16-2623-007 | 1001774        | Cornelius | LID, BOTTOM, SLIDING                    | FOR 2323 / 2323IT   | EA | Lid                | <input type="checkbox"/>            |                        |
|   | 162629001   |             | 2614603        | Cornelius | LABEL, PRODUCT, 9-CIRCUIT, POSTMIX      |                     | EA | Label              | <input checked="" type="checkbox"/> | Non-Stocked, Lead Time |
|  | 162686001   |             | 1003525        | Cornelius | LID, SELF-CLOSING, PREMIX               | FOR CB2323          | EA | Lid                | <input checked="" type="checkbox"/> | Non-Stocked, Lead Time |
|  | 162687000   | 16-2687-000 | 1009750        | Cornelius | LID, TOP, SELF-CLOSING, CC/CB2123 HNGD  | FOR CB2323          | EA | Lid                | <input type="checkbox"/>            |                        |
|  | 1628        |             | 1002844        | Cornelius | CHUCK, AIR, 1/4" MPT                    |                     | EA | PART               | <input checked="" type="checkbox"/> | Non-Stocked, Lead Time |





| Picture   | Vendor Item | GIS Item    | Alternate Item | Vendor    | Item Description 01                 | Item Description 02           | UM | Classification | NS                                  |                        |
|---|-------------|-------------|----------------|-----------|-------------------------------------|-------------------------------|----|----------------|-------------------------------------|------------------------|
|    | 162865010   |             | 1001464        | Cornelius | STRAINER, CORNER DRAIN              | FOR CB1522/2323/3023          | EA | PART           | <input checked="" type="checkbox"/> | Non-Stocked, Lead Time |
|     | 162865020   |             | 1010485        | Cornelius | STRAINER, CENTER DRAIN, ICE BIN     | FOR CB1522 / CB2323           | EA | PART           | <input checked="" type="checkbox"/> | Non-Stocked, Lead Time |
|    | 162978003   |             | 1003483        | Cornelius | VALVE STEM ASSEMBLY                 | FOR ALL IAC SERIES / WCC1401A | EA | PART           | <input checked="" type="checkbox"/> | Non-Stocked, Lead Time |
|    | 163109004   | 16-3109-004 |                | Cornelius | LOUVERED PANEL, RH (OBS)            | SHOWS (1) IN STOCK.           | EA | PART           | <input type="checkbox"/>            |                        |
|    | 163109010   | 16-3109-010 |                | Cornelius | SIDE PANEL, RH, 322/330 (OBS)       | SHOWS (1) IN STOCK.           | EA | PART           | <input type="checkbox"/>            |                        |
|    | 163242002   |             | 1000320        | Cornelius | CLAMP, HOSE, NYLON                  |                               | EA | Clamp or Tie   | <input checked="" type="checkbox"/> | Non-Stocked, Lead Time |
|   | 163248009   |             | 1012816        | Cornelius | COVER, VALVE, LEV PC 5F W/O TOP OFF | FOR LEV PC VALVE              | EA | PART           | <input checked="" type="checkbox"/> | Non-Stocked, Lead Time |
|   | 163249002   |             | 1000930        | Cornelius | PLATE, ADAPTER, 24.87" X 2.5", 2323 | FOR CB2323                    | EA | PART           | <input checked="" type="checkbox"/> | Non-Stocked, Lead Time |
|   | 163293004   |             | 1005503        | Cornelius | DOOR ASSEMBLY                       | FOR B322AP                    | EA | PART           | <input checked="" type="checkbox"/> | Non-Stocked, Lead Time |
|  | 163294009   |             | 1016901        | Cornelius | DEFLECTOR, FRONT ASSEMBLY           | FOR B322AP                    | EA | PART           | <input checked="" type="checkbox"/> | Non-Stocked, Lead Time |









| Picture   | Vendor Item | GIS Item    | Alternate Item | Vendor    | Item Description 01                  | Item Description 02           | UM | Classification     | NS                                  |
|---|-------------|-------------|----------------|-----------|--------------------------------------|-------------------------------|----|--------------------|-------------------------------------|
|    | 163303003   |             | 1012824        | Cornelius | LEG, W/A, 18"                        | FOR ICE TAINER                | EA | Leg Set            | <input checked="" type="checkbox"/> |
|     | 163328000   | 16-3328-000 | 1011432        | Cornelius | 1522 IT LEG STAND ASSEMBLY, SS       | FOR 1522IT                    | EA | Accessory, General | <input type="checkbox"/>            |
|     | 163329000   | 16-3329-000 | 1011435        | Cornelius | 2123 IT LEG STAND ASSEMBLY, SS       | FOR 2123IT                    | EA | Accessory, General | <input type="checkbox"/>            |
|     | 163404003   | 163404003   | 1002797        | Cornelius | BIN DOOR GASKET                      | FOR B322                      | EA | PART               | <input type="checkbox"/>            |
|     | 163413001   | 16-3413-001 | 1001355        | Cornelius | TOWER CAP, TOP, 19" X 4", UNIVERSAL  | FOR CB2323                    | EA | PART               | <input type="checkbox"/>            |
|    | 163420000   |             | 1009030        | Cornelius | SCREW, SW, 10-32 16 SS FS            |                               | EA | Hardware           | <input checked="" type="checkbox"/> |
|     | 163422000   | 16-3422-000 | 1001138        | Cornelius | CUP REST, TOWER ISLAND, 18.7" X 5.3" | FOR CB2323                    | EA | Cup Rest           | <input type="checkbox"/>            |
|   | 163427000   | 16-3427-000 | 1001796        | Cornelius | ELBOW, DRAIN, 3/4" UNF               | FOR TEA TOWER                 | EA | PART               | <input type="checkbox"/>            |
|  | 163428001   | 16-3428-001 | 1001814        | Cornelius | RETAINER, DRAIN                      | FOR TEA TOWER                 | EA | PART               | <input type="checkbox"/>            |
|  | 163429000   | 16-3429-000 | 163429002      | Cornelius | TRANSFORMER 120-24 VAC               | * REPLACED BY OEM # 163429002 | EA | Transformer        | <input type="checkbox"/>            |

Non-Stocked,  
Lead Time

Non-Stocked,  
Lead Time

| Picture   | Vendor Item | GIS Item    | Alternate Item | Vendor    | Item Description 01                    | Item Description 02                        | UM | Classification        | NS                                  |                           |
|---|-------------|-------------|----------------|-----------|--|--|----|-----------------------|-------------------------------------|---------------------------|
|    | 163429002   |             | 1004069        | Cornelius | TRANSFORMER,<br>120-24 VAC             |  | EA | Transformer           | <input checked="" type="checkbox"/> | Non-Stocked,<br>Lead Time |
|    | 163501000   | 16-3501-000 | 1010299        | Cornelius | BULB,<br>FLUORESCENT, 12",<br>F8T5/CW  |  | EA | Bulb,<br>Fluorescent  | <input type="checkbox"/>            |                           |
|    | 163506001   |             | 1044891        | Cornelius | TIE, CABLE, 7"                         |  | EA | Clamp or Tie          | <input checked="" type="checkbox"/> | Non-Stocked,<br>Lead Time |
|    | 163508000   |             | 1000404        | Cornelius | CONNECTOR,<br>ELECTRICAL, (3)<br>WIRE  | PNL MNT                                    | EA | PART                  | <input checked="" type="checkbox"/> | Non-Stocked,<br>Lead Time |
|    | 163518000   |             | 1005208        | Cornelius | CONNECTOR, 2-<br>CIRCUIT               | FOR<br>CB1522/2323/3023                    | EA | PART                  | <input checked="" type="checkbox"/> | Non-Stocked,<br>Lead Time |
|     | 163545001   | 16-3545-001 | 1001963        | Cornelius | SWITCH, LOCK KIT,<br>2 KEYS No. 2007   | FOR<br>CB1522/2323/3023<br>/ FLAVOR FUSION | EA | PART                  | <input type="checkbox"/>            |                           |
|   | 163607001   | 16-3607-000 | 1005976        | Cornelius | BOOT, PUSH<br>BUTTON SWITCH            | FOR CB2323-08                              | EA | PART                  | <input type="checkbox"/>            |                           |
|  | 163789001   |             | 1009400        | Cornelius | FITTING, A, GA,<br>3/4" MPT (2), Sch40 |  | EA | Fitting, General      | <input checked="" type="checkbox"/> | Non-Stocked,<br>Lead Time |
|   | 163891000   | 16-3891-000 | 1012828        | Cornelius | GRILL 2628 (OBS)                       | SHOWS (1) IN<br>STOCK.                     | EA | Cup Rest              | <input type="checkbox"/>            |                           |
|   | 163973000   | 16-3973-000 | 1010835        | Cornelius | WALL MOUNT<br>CARB SHELF<br>STANDARD   |  | EA | Accessory,<br>General | <input type="checkbox"/>            |                           |

| Picture  | Vendor Item | GIS Item    | Alternate Item | Vendor    | Item Description 01              | Item Description 02                   | UM | Classification | NS                                  |                        |
|--|-------------|-------------|----------------|-----------|----------------------------------|---------------------------------------|----|----------------|-------------------------------------|------------------------|
|    | 164083004   |             | 1012522        | Cornelius | NUT, HEX, NO 8-32 Stzi Lock      |                                       | EA | Hardware       | <input checked="" type="checkbox"/> | Non-Stocked, Lead Time |
|    | 164083005   |             | 1008860        | Cornelius | NUT, HEX, 5/16-18 Stzi           | FOR ALL XAC SERIES                    | EA | Hardware       | <input checked="" type="checkbox"/> | Non-Stocked, Lead Time |
|    | 164265000   |             | 1007020        | Cornelius | CAP, TUBE, 1-7/16 Inch ID        |                                       | EA | PART           | <input checked="" type="checkbox"/> | Non-Stocked, Lead Time |
|    | 164510000   |             | 1030840        | Cornelius | NUT - GROMMET SELF-TAP #8-#10 FS | FOR WCC700                            | EA | Hardware       | <input checked="" type="checkbox"/> | Non-Stocked, Lead Time |
|    | 164765702   | 16-4765-702 |                | Cornelius | PEPSI DOME (OBS)                 | SHOWS (14) IN STOCK.                  | EA | PART           | <input type="checkbox"/>            |                        |
|    | 164765720   | 16-4765-720 |                | Cornelius | DOME-COCA COLA (OBS)             | SHOWS (2) IN STOCK.                   | EA | PART           | <input type="checkbox"/>            |                        |
|   | 164847004   | 16-4847-004 |                | Cornelius | EVAPORATOR (OBS)                 | SHOWS (1) IN STOCK. FOR IAC3XX        | EA | Evaporator     | <input type="checkbox"/>            |                        |
|  | 164883000   | 16-4883-000 | 1032795        | Cornelius | DRIER 032S 1/4" SWEAT            |                                       | EA | PART           | <input type="checkbox"/>            |                        |
|  | 164884002   | 16-4884-002 | 1010467        | Cornelius | POWER RELAY 120V 50/60HZ         | FOR XAC3XX/5XX / IAC3XX/5XX / IACS2XX | EA | PART           | <input type="checkbox"/>            |                        |
|  | 164884004   | 16-4884-000 |                | Cornelius | POWER RELAY (OBS)                | SHOWS (4) IN STOCK.                   | EA | PART           | <input type="checkbox"/>            |                        |

| Picture  | Vendor Item       | GIS Item    | Alternate Item | Vendor    | Item Description 01                              | Item Description 02                            | UM | Classification        | NS                                  |                           |
|--|-------------------|-------------|----------------|-----------|--|--|----|-----------------------|-------------------------------------|---------------------------|
|                     | 164980002         |             | 1008564        | Cornelius | WATER<br>REGULATOR VALVE<br>(WTR COOL)           | FOR IMDXXX-XX /<br>WCC500/1001 /<br>XAC3XX/5XX | EA | PART                  | <input checked="" type="checkbox"/> | Non-Stocked,<br>Lead Time |
|                      | 164C-6            |             | 1032891        | Cornelius | FITTING, T, BR, 3/8"<br>COMP (3)                 |  | EA | Fitting, General      | <input checked="" type="checkbox"/> | Non-Stocked,<br>Lead Time |
|                     | 165073002         |             | 2517865        | Cornelius | WASHER, FLAT,<br>560ID 1InOD .048<br>SS          |  | EA | Hardware              | <input checked="" type="checkbox"/> | Non-Stocked,<br>Lead Time |
|  | 165186000         | 16-5186-000 |                | Cornelius | LEG 4" PLASTIC<br>2020 (OBS)                     | * REPLACED BY<br>OEM # 37958                   | EA | Leg Set               | <input type="checkbox"/>            |                           |
|                      | 165234007         |             | 1030884        | Cornelius | C1522 DI W/ 8-<br>CIRCUIT CP, 60 LB,<br>POSTMIX  |  | EA | Accessory,<br>General | <input checked="" type="checkbox"/> | Non-Stocked,<br>Lead Time |
|                      | 16523400968<br>45 |             | 1042457        | Cornelius | C1522 DI W/ 8-<br>CIRCUIT CP, 60 LB,<br>All 3/8" |  | EA | Accessory,<br>General | <input checked="" type="checkbox"/> | Non-Stocked,<br>Lead Time |
|                    | 165294000         | 16-5294-000 | 1004483        | Cornelius | BOLT, MACHINE,<br>1/4-20 HEX 32 StZi             | FOR<br>XAC3XX/5XX/630/8<br>30                  | EA | Hardware              | <input type="checkbox"/>            |                           |
|                    | 165481000         | 16-5481-000 |                | Cornelius | DRAIN PAN 2020<br>S/S (OBS)                      | SHOWS (1) IN<br>STOCK.                         | EA | Drip Tray             | <input type="checkbox"/>            |                           |
|                    | 165595003         | 16-5595-003 | 1001752        | Cornelius | FAN BLADE, 11"                                   | FOR<br>IAC3XX/5XX/1030/<br>1230 / AC322 / FCB  | EA | Fan Blade             | <input type="checkbox"/>            |                           |
|                    | 165595008         |             | 1012866        | Cornelius | FAN BLADE  | FOR AF200                                      | EA | Fan Blade             | <input checked="" type="checkbox"/> | Non-Stocked,<br>Lead Time |

| Picture  | Vendor Item | GIS Item    | Alternate Item | Vendor    | Item Description 01                  | Item Description 02                | UM | Classification   | NS                                  |
|--|-------------|-------------|----------------|-----------|--------------------------------------|------------------------------------|----|------------------|-------------------------------------|
|    | 165596002   |             | 1052138        | Cornelius | GROMMET AND SLEEVE KIT, COMPRESSOR   | FOR XAC1230 / XAC1444 / XAC1844    | EA | PART             | <input checked="" type="checkbox"/> |
|    | 165629006   | 16-5629-006 | 1010543        | Cornelius | HOT GAS VALVE W/ SND 522             | FOR XAC5XX / IAC5XX                | EA | Hot Gas Valve    | <input type="checkbox"/>            |
|    | 165629007   | 16-5629-007 | 1010610        | Cornelius | HOT GAS VALVE W/ SND 700, 230V (OBS) | FOR XAC-IAC630/830. SHOWS (1) IN   | EA | Hot Gas Valve    | <input type="checkbox"/>            |
|    | 165629013   |             | 1005338        | Cornelius | VALVE, HOT GAS, 208-240V/50-60HZ     | FOR IAC522                         | EA | Hot Gas Valve    | <input checked="" type="checkbox"/> |
|    | 165637017   |             | 1010181        | Cornelius | SOLENOID, 240V DUMP VALVE, SERVICE   | FOR IAC-IWC-IRC SERIES 630 TO 1448 | EA | PART             | <input checked="" type="checkbox"/> |
|    | 166037003   | 16-6037-003 | 1000883        | Cornelius | POLY RIVET, EVAPORATOR               | FOR ALL IAC / IRC / IWC MODELS     | EA | Hardware         | <input type="checkbox"/>            |
|   | 166048004   | 16-6048-004 |                | Cornelius | EVAP CURTAIN AC322/DISP (OBS)        | SHOWS (2) IN STOCK. FOR AC322      | EA | Splash Curtain   | <input type="checkbox"/>            |
|  | 166050002   | 16-6050-002 |                | Cornelius | SPLASH CURTAIN, L/H (OBS)            | SHOWS (2) IN STOCK.                | EA | Splash Curtain   | <input type="checkbox"/>            |
|  | 166050010   | 16-6050-010 | 1001917        | Cornelius | WATER CURTAIN 522/530                | FOR IRC-IWC-IAC5XX/1030/1230       | EA | Splash Curtain   | <input type="checkbox"/>            |
|  | 166092000   |             | 1012875        | Cornelius | FITTING, L, PVC, 5/8" Bb (2), BLACK  | FOR ALL XAC SERIES                 | EA | Fitting, General | <input checked="" type="checkbox"/> |

Non-Stocked, Lead Time

Non-Stocked, Lead Time

Non-Stocked, Lead Time

Non-Stocked, Lead Time

| Picture  | Vendor Item       | GIS Item          | Alternate Item | Vendor    | Item Description 01                         | Item Description 02                            | UM | Classification | NS                                  |
|--|-------------------|-------------------|----------------|-----------|---|--|----|----------------|-------------------------------------|
|   | 166109008         |                   | 1029886        | Cornelius | TUBE ASSEMBLY,<br>TOWER DRAIN,<br>F/18" CB  |  | EA | PART           | <input checked="" type="checkbox"/> |
|    | 166111002         | 16-6111-002       | 1001065        | Cornelius | PANEL, VALVE, 6-<br>VALVE, 2323             | FOR CB2323-06                                  | EA | Valve Panel    | <input type="checkbox"/>            |
|    | 166111023         |                   | 1017079        | Cornelius | PANEL, VALVE, 8V<br>2323, 23" W/A NS<br>ATO | FOR CB2323-08                                  | EA | Valve Panel    | <input checked="" type="checkbox"/> |
|    | 166114002         | 166114002         | 1016227        | Cornelius | TOWER 23"X 23"                              | FOR CB2323                                     | EA | PART           | <input type="checkbox"/>            |
|    | 166162101         |                   | 1005714        | Cornelius | SEPARATOR,<br>SYRUP, BRIX<br>NOZZLE, LEV    | FOR LEV VALVE                                  | EA | PART           | <input checked="" type="checkbox"/> |
|    | 166167010         | 166167010         | 1008594        | Cornelius | 23"<br>MERCHANDISER,<br>LIGHTED, PEPSI      | FOR CB2323                                     | EA | Merchandiser   | <input type="checkbox"/>            |
|    | 16616701052<br>73 | 16616701052<br>73 | 1003606        | Cornelius | 23"<br>MERCHANDISER,<br>LIGHTED, COCA-      | FOR CB2323                                     | EA | Merchandiser   | <input type="checkbox"/>            |
|  | 166167011         | 16-6167-011       | 1006216        | Cornelius | 18"<br>MERCHANDISER,<br>LIGHTED, PEPSI      | FOR CB1522                                     | EA | Merchandiser   | <input type="checkbox"/>            |
|  | 166184001         |                   | 1001218        | Cornelius | DRIER, FILTER                               | FOR XAC-IAC3XX /<br>IACS2XX / AC322 /<br>WC322 | EA | PART           | <input checked="" type="checkbox"/> |
|  | 166184003         | 16-6184-003       | 1005829        | Cornelius | DRIER, FILTER                               | FOR XAC830 /<br>IAC1030/1230/144<br>8          | EA | PART           | <input type="checkbox"/>            |










Non-Stocked,  
Lead Time







Non-Stocked,  
Lead Time









Non-Stocked,  
Lead Time

Non-Stocked,  
Lead Time





















| Picture   | Vendor Item | GIS Item    | Alternate Item | Vendor    | Item Description 01                    | Item Description 02                | UM | Classification | NS                                  |                           |
|---|-------------|-------------|----------------|-----------|--|------------------------------------|----|----------------|-------------------------------------|---------------------------|
|     | 166207002   |             | 1017098        | Cornelius | MANIFOLD TUBE<br>PACK, 6-VALVE, 23"    | FOR SS TOWER                       | EA | PART           | <input checked="" type="checkbox"/> | Non-Stocked,<br>Lead Time |
|     | 166208001   | 166208001   | 1001907        | Cornelius | 23"<br>MERCHANDISER,<br>MARQUEE, COCA- | FOR CB2323-08                      | EA | Merchandiser   | <input type="checkbox"/>            |                           |
|     | 166208002   |             | 1003641        | Cornelius | 30"<br>MERCHANDISER,<br>MARQUEE, COCA- | FOR CB3023                         | EA | Merchandiser   | <input checked="" type="checkbox"/> | Non-Stocked,<br>Lead Time |
|     | 166208004   | 166208004   | 1002063        | Cornelius | 23"<br>MERCHANDISER,<br>MARQUEE, PEPSI | FOR CB2323                         | EA | Merchandiser   | <input type="checkbox"/>            |                           |
|     | 166208006   |             | 1008446        | Cornelius | 30"<br>MERCHANDISER,<br>MARQUEE, PEPSI | FOR CB3023                         | EA | Merchandiser   | <input checked="" type="checkbox"/> | Non-Stocked,<br>Lead Time |
|     | 166214001   |             | 1000723        | Cornelius | LID, SLIDING, 23"<br>TOWER 430 SS      | FOR CB2323                         | EA | Lid            | <input checked="" type="checkbox"/> | Non-Stocked,<br>Lead Time |
|   | 166225000   |             | 1005475        | Cornelius | RECEIVER, FOR<br>WCC-WCF REMOTE        | FOR XAC630/830 /<br>WCC2000R       | EA | Receiver       | <input checked="" type="checkbox"/> | Non-Stocked,<br>Lead Time |
|  | 166226000   | 16-6226-000 | 1003847        | Cornelius | HEADMASTER<br>VALVE, WCC-WCF<br>REMOTE | FOR<br>WCC2000/2001 /<br>WCF2000 / | EA | PART           | <input type="checkbox"/>            |                           |
|   | 166235003   |             | 1004622        | Cornelius | PANEL, VALVE, 2-<br>PRODUCT, PLBBD     | FOR TEA TOWER                      | EA | Valve Panel    | <input checked="" type="checkbox"/> | Non-Stocked,<br>Lead Time |
|   | 166235004   |             | 1009793        | Cornelius | PANEL, SPLASH,<br>PLBBD                | FOR TEA TOWER                      | EA | Splash Panel   | <input checked="" type="checkbox"/> | Non-Stocked,<br>Lead Time |

| Picture  | Vendor Item | GIS Item    | Alternate Item | Vendor    | Item Description 01                          | Item Description 02 | UM | Classification | NS                                  |                           |
|--|-------------|-------------|----------------|-----------|--|---------------------|----|----------------|-------------------------------------|---------------------------|
|    | 166235005   |             | 1002264        | Cornelius | PANEL, REAR,<br>REMOVEABLE,<br>PLBBD         | FOR TEA TOWER       | EA | PART           | <input checked="" type="checkbox"/> | Non-Stocked,<br>Lead Time |
|    | 166236002   |             | 1012886        | Cornelius | COVER, TOWER,<br>W/ HOLES, PLBBD             | FOR TEA TOWER       | EA | PART           | <input checked="" type="checkbox"/> | Non-Stocked,<br>Lead Time |
|   | 166237002   |             | 1009348        | Cornelius | COVER, TOWER,<br>W/A, BOLT DOWN,<br>PLBBD    | FOR TEA TOWER       | EA | PART           | <input checked="" type="checkbox"/> | Non-Stocked,<br>Lead Time |
|    | 166242001   |             | 1005740        | Cornelius | CUP REST, PLBBD,<br>STANDARD, 5.25" X<br>6"  | FOR TEA TOWER       | EA | Cup Rest       | <input checked="" type="checkbox"/> | Non-Stocked,<br>Lead Time |
|    | 166252001   |             | 1017104        | Cornelius | MERCHANDISER<br>PART, 23", UF1<br>CURVE      |                     | EA | PART           | <input checked="" type="checkbox"/> | Non-Stocked,<br>Lead Time |
|    | 166252002   |             | 1017105        | Cornelius | MERCHANDISER<br>PART, 18", UF1<br>CURVE      |                     | EA | PART           | <input checked="" type="checkbox"/> | Non-Stocked,<br>Lead Time |
|   | 167210001   |             | 2616871        | Cornelius | BUSHING, SNAP,<br>2.5H 1.9ID SB2.5           |                     | EA | PART           | <input checked="" type="checkbox"/> | Non-Stocked,<br>Lead Time |
|  | 167244000   |             | 1010172        | Cornelius | COVER, TOP,<br>TOWER, SS, 16" X 4"           | FOR CB1522          | EA | PART           | <input checked="" type="checkbox"/> | Non-Stocked,<br>Lead Time |
|  | 167244005   | 16-7244-005 | 1006113        | Cornelius | COVER, TOP,<br>TOWER, SS, 23" X<br>3.5"      | FOR CB2323          | EA | PART           | <input type="checkbox"/>            |                           |
|  | 167244006   |             | 1005391        | Cornelius | COVER, TOP,<br>TOWER, SS, 18.5" x<br>3.5" IC | FOR CB1522          | EA | PART           | <input checked="" type="checkbox"/> | Non-Stocked,<br>Lead Time |

| Picture  | Vendor Item | GIS Item    | Alternate Item | Vendor    | Item Description 01                          | Item Description 02   | UM | Classification | NS                                  |                        |
|--|-------------|-------------|----------------|-----------|--|-----------------------|----|----------------|-------------------------------------|------------------------|
|    | 167244007   |             | 1012429        | Cornelius | COVER, TOP, TOWER, SS, 23" x 3.5", W/O HOLES | FOR CB2323            | EA | PART           | <input checked="" type="checkbox"/> | Non-Stocked, Lead Time |
|    | 167244008   |             | 1001176        | Cornelius | COVER, TOP, TOWER, SS, 18.5" x 3.5" IC       | W/O HOLES. FOR CB1522 | EA | PART           | <input checked="" type="checkbox"/> | Non-Stocked, Lead Time |
|    | 167244009   |             | 1000422        | Cornelius | COVER, TOP, TOWER, SS, 23" x 3" PTP IC       | FOR CB2323-08         | EA | PART           | <input checked="" type="checkbox"/> | Non-Stocked, Lead Time |
|    | 167244010   |             | 1000409        | Cornelius | COVER, TOWER, 23" MARQUEE MERCH.             | FOR CB2323-08         | EA | PART           | <input checked="" type="checkbox"/> | Non-Stocked, Lead Time |
|    | 167244011   |             | 1002865        | Cornelius | COVER, TOP, TOWER, SS, 30"                   | FOR CB3023            | EA | PART           | <input checked="" type="checkbox"/> | Non-Stocked, Lead Time |
|    | 167244019   |             | 1005571        | Cornelius | COVER, TOWER, 23" MARQUEE MERCH.             | PEPSI. FOR CB2323     | EA | PART           | <input checked="" type="checkbox"/> | Non-Stocked, Lead Time |
|    | 167286000   |             | 1006082        | Cornelius | RIM, C1522, L/SLOT                           | FOR CB1522            | EA | PART           | <input checked="" type="checkbox"/> | Non-Stocked, Lead Time |
|  | 167321001   | 16-7321-001 | 1007923        | Cornelius | LID, SELF-CLOSING, HINGED, 2224              |                       | EA | Lid            | <input type="checkbox"/>            |                        |
|  | 167436000   | 16-7436-000 | 1009984        | Cornelius | ACCUFILL CUP REST 19" TOWER, 18.7" x 5.2"    | FOR CB2323            | EA | Cup Rest       | <input type="checkbox"/>            |                        |
|  | 167439000   | 16-7439-000 | 1006279        | Cornelius | H2007 KEY ONLY, K-2007                       |                       | EA | PART           | <input type="checkbox"/>            |                        |

| Picture   | Vendor Item | GIS Item    | Alternate Item | Vendor    | Item Description 01                             | Item Description 02                     | UM | Classification   | NS  |
|---|-------------|-------------|----------------|-----------|---|---|----|------------------|---|
|    | 167465000   | 167465000   | 1008927        | Cornelius | FITTING, A, NY,<br>3/6" BB X 1" MPT             |   | EA | Fitting, General | <input type="checkbox"/>                                      |
|     | 167467072   |             | 1002406        | Cornelius | HOSE, DRAIN, 3/4"<br>ID x 72" INSULATED         | FOR CB1522 /<br>CB2323 / CB3023         | EA | PART             | <input checked="" type="checkbox"/> Non-Stocked,<br>Lead Time |
|    | 167473006   |             | 1003397        | Cornelius | TUBE, WATER<br>ASSEMBLY,<br>WENDY'S PTP         | FOR CB2323-08                           | EA | PART             | <input checked="" type="checkbox"/> Non-Stocked,<br>Lead Time |
|    | 167478003   |             | 1000313        | Cornelius | DECAL, DIET COKE,<br>FFV, FRONT DOM             | FOR USE WITH FFV<br>VALVE               | EA | Decal            | <input checked="" type="checkbox"/> Non-Stocked,<br>Lead Time |
|    | 167478005   |             | 1002642        | Cornelius | DECAL, COCA-COLA<br>CLASSIC, FFV,<br>FRONT DOM  | FOR USE WITH FFV<br>VALVE               | EA | Decal            | <input checked="" type="checkbox"/> Non-Stocked,<br>Lead Time |
|    | 167478008   |             | 1002501        | Cornelius | DECAL, DR. PEPPER,<br>FFV, FRONT DOM            | FOR USE WITH FFV<br>VALVE               | EA | Decal            | <input checked="" type="checkbox"/> Non-Stocked,<br>Lead Time |
|   | 167478016   |             | 1004681        | Cornelius | DECAL, MINUTE<br>MAID LEMONADE,<br>FFV          | FRONT DOM. FOR<br>USE WITH FFV<br>VALVE | EA | Decal            | <input checked="" type="checkbox"/> Non-Stocked,<br>Lead Time |
|   | 167480042   | 16-7480-025 | 1010892        | Cornelius | DOLE FFV/SEV<br>SITCO, SABRE,<br>PORTION CTL    | FOR FFV / SEV<br>VALVE                  | EA | PART             | <input type="checkbox"/>                                      |
|  | 167480043   | 16-7480-030 | 1008635        | Cornelius | DOLE FFV/SEV<br>SITCO PORTION<br>CTRL, W/ WATER | SABRE. FOR FFV /<br>SEV VALVE           | EA | PART             | <input type="checkbox"/>                                      |
|  | 167480044   |             | 1010820        | Cornelius | COVER, VALVE,<br>SABRE, PC, TOP-OFF             | W/ SODA PORT.<br>FOR FFV VALVE          | EA | PART             | <input checked="" type="checkbox"/> Non-Stocked,<br>Lead Time |

| Picture  | Vendor Item | GIS Item    | Alternate Item | Vendor    | Item Description 01                           | Item Description 02             | UM | Classification | NS  |
|--|-------------|-------------|----------------|-----------|---|---------------------------------|----|----------------|---|
|   | 167480045   | 16-7480-045 | 1008610        | Cornelius | COVER, VALVE,<br>SABRE, PC, 5-<br>FUNAS CODED | FOR FFV VALVE                   | EA | PART           | <input type="checkbox"/>                                      |
|   | 167480046   |             | 1003757        | Cornelius | COVER, VALVE,<br>SABRE, PC, 5-<br>FUNAS CODED | W/ WATER PORT.<br>FOR FFV VALVE | EA | PART           | <input checked="" type="checkbox"/> Non-Stocked,<br>Lead Time |
|   | 167480047   |             | 1008468        | Cornelius | COVER, VALVE, W/<br>PC BOARD                  | FOR FFV VALVE                   | EA | PART           | <input checked="" type="checkbox"/> Non-Stocked,<br>Lead Time |
|    | 167481013   |             | 1001391        | Cornelius | DRIP TRAY, PLBBD,<br>W/ DRAIN HOLE,<br>BLACK  | FOR TEA TOWER                   | EA | Drip Tray      | <input checked="" type="checkbox"/> Non-Stocked,<br>Lead Time |
|    | 167481017   |             | 1007824        | Cornelius | DRIP TRAY, PLBBD,<br>W/O DRAIN HOLE,<br>BLACK | FOR TEA TOWER                   | EA | Drip Tray      | <input checked="" type="checkbox"/> Non-Stocked,<br>Lead Time |
|    | 167481019   |             | 1016047        | Cornelius | DRIP TRAY, 30"<br>TOWER, BLACK                | FOR CB3023                      | EA | Drip Tray      | <input checked="" type="checkbox"/> Non-Stocked,<br>Lead Time |
|    | 167482000   |             | 1001311        | Cornelius | PANEL, GRAPHIC,<br>SABRE TOWER                | FOR SABRE TOWER                 | EA | PART           | <input checked="" type="checkbox"/> Non-Stocked,<br>Lead Time |
|  | 167488000   |             | 1007411        | Cornelius | PANEL, VALVE, 6-<br>PRODUCT, 18.31"           | FOR SABRE TOWER                 | EA | Valve Panel    | <input checked="" type="checkbox"/> Non-Stocked,<br>Lead Time |
|  | 167491001   |             | 1001670        | Cornelius | PANEL, SPLASH,<br>SABRE, 18.31"               | FOR SABRE TOWER<br>/ CB1522     | EA | Splash Panel   | <input checked="" type="checkbox"/> Non-Stocked,<br>Lead Time |
|  | 167491003   | 16-7491-003 | 1010699        | Cornelius | PANEL, SPLASH,<br>SABRE TWR 23 X 23           | FOR CB2323 SABRE<br>TOWER       | EA | Splash Panel   | <input type="checkbox"/>                                      |

| Picture  | Vendor Item       | GIS Item  | Alternate Item | Vendor    | Item Description 01                         | Item Description 02        | UM | Classification | NS  |
|--|-------------------|-----------|----------------|-----------|---|----------------------------|----|----------------|---|
|         | 167491004         | 167491004 | 1004219        | Cornelius | SPLASHGUARD<br>PANEL, 23", SS, GE           | FOR CB2323 DROP-<br>IN     | EA | Splash Panel   | <input type="checkbox"/>                                      |
|     | 16749100464<br>24 |           | 1037086        | Cornelius | SPLASHGUARD<br>ASSEMBLY, 23", SS,<br>VACSTM | FOR CB2323                 | EA | Splash Panel   | <input checked="" type="checkbox"/> Non-Stocked,<br>Lead Time |
|  | 167491006         |           | 1006019        | Cornelius | SPLASHGUARD,<br>RGHT, 23", SS,<br>McDONALDS | FOR CB2323                 | EA | Splash Panel   | <input checked="" type="checkbox"/> Non-Stocked,<br>Lead Time |
|                            | 167491008         |           | 1010806        | Cornelius | SPLASHGUARD<br>PANEL, WENDY'S<br>WD         | FOR CB2323-08<br>(WENDY'S) | EA | Splash Panel   | <input checked="" type="checkbox"/> Non-Stocked,<br>Lead Time |
|              | 167491009         |           | 1001162        | Cornelius | SPLASHGUARD<br>PANEL, 30" SST GE            | FOR CB3023                 | EA | Splash Panel   | <input checked="" type="checkbox"/> Non-Stocked,<br>Lead Time |
|                            | 167491010         |           | 1007657        | Cornelius | SPLASHGUARD<br>PANEL, 1522 SABRE<br>GE      | FOR CB1522 SABRE<br>TOWER  | EA | Splash Panel   | <input checked="" type="checkbox"/> Non-Stocked,<br>Lead Time |
|              | 167491011         |           | 1001691        | Cornelius | SPLASHGUARD<br>PANEL, 30" SS GE             | FOR CB3023                 | EA | Splash Panel   | <input checked="" type="checkbox"/> Non-Stocked,<br>Lead Time |
|             | 167491012         |           | 1005748        | Cornelius | SPLASHGUARD, RH,<br>EXT, 30" SS GE          | FOR CB3023                 | EA | Splash Panel   | <input checked="" type="checkbox"/> Non-Stocked,<br>Lead Time |
|            | 167491013         |           | 1005784        | Cornelius | SPLASHGUARD<br>ASSEMBLY, 30" SS<br>CUS      | FOR CB3023                 | EA | Splash Panel   | <input checked="" type="checkbox"/> Non-Stocked,<br>Lead Time |
|                   | 167491014         |           | 1006283        | Cornelius | SPLASHGUARD<br>ASSEMBLY, 18" GE             | FOR CB1522                 | EA | Splash Panel   | <input checked="" type="checkbox"/> Non-Stocked,<br>Lead Time |

| Picture  | Vendor Item | GIS Item    | Alternate Item | Vendor    | Item Description 01                  | Item Description 02 | UM | Classification | NS                                  |                        |
|--|-------------|-------------|----------------|-----------|--------------------------------------|---------------------|----|----------------|-------------------------------------|------------------------|
|    | 167493000   |             | 1003732        | Cornelius | SIGN, DIAMOND CUT, COCA-COLA         | FOR SABRE TOWER     | EA | Graphic        | <input checked="" type="checkbox"/> | Non-Stocked, Lead Time |
|    | 167570001   | 16-7570-001 | 1004091        | Cornelius | VALVE LOCKOUT SWITCH                 | FOR CB2323          | EA | PART           | <input type="checkbox"/>            |                        |
|   | 167570002   |             | 1003445        | Cornelius | SWITCH, PUSH-B M-ON                  | FOR CB2323-08       | EA | PART           | <input checked="" type="checkbox"/> | Non-Stocked, Lead Time |
|    | 167583000   |             | 1006809        | Cornelius | CLAMP, HOSE, 880 MAX SPRING 21730FS  | FOR CB1522 / CB2323 | EA | Clamp or Tie   | <input checked="" type="checkbox"/> | Non-Stocked, Lead Time |
|    | 167598000   |             | 1010380        | Cornelius | LID, SELF-CLOSING                    | FOR CB1722          | EA | Lid            | <input checked="" type="checkbox"/> | Non-Stocked, Lead Time |
|    | 167746000   |             | 1003434        | Cornelius | PANEL, GRAPHIC ASSEMBLY, SABRE TOWER | PANEL, SIGN, SABRE  | EA | PART           | <input checked="" type="checkbox"/> | Non-Stocked, Lead Time |
|    | 167766000   |             | 1006742        | Cornelius | REFLECTOR, 24V MERCHANDISER          |                     | EA | PART           | <input checked="" type="checkbox"/> | Non-Stocked, Lead Time |
|  | 167787000   | 16-7787-000 | 1006154        | Cornelius | CUP REST, LARGE                      | FOR CB1522          | EA | Cup Rest       | <input type="checkbox"/>            |                        |
|  | 167787002   | 167787002   | 1006405        | Cornelius | CUP REST, STANDARD, LARGE, 23" TOWER | FOR CB2323          | EA | Cup Rest       | <input type="checkbox"/>            |                        |
|  | 167787002   | 16-7787-002 | 1006405        | Cornelius | CUP REST, STANDARD, LARGE, 23" TOWER | FOR CB2323          | EA | Cup Rest       | <input type="checkbox"/>            |                        |

| Picture  | Vendor Item | GIS Item    | Alternate Item | Vendor    | Item Description 01                        | Item Description 02                      | UM | Classification | NS                                  |
|--|-------------|-------------|----------------|-----------|--|--|----|----------------|-------------------------------------|
|    | 167787004   | 16-7787-004 | 1010532        | Cornelius | ACCUFILL CUP REST, 23" TOWER, 21.7" x 9.8" | FOR CB2323                               | EA | Cup Rest       | <input type="checkbox"/>            |
|    | 167787007   |             | 1003412        | Cornelius | CUP REST, STANDARD, 28.7" X 9.8"           | FOR CB3023 SST                           | EA | Cup Rest       | <input checked="" type="checkbox"/> |
|    | 167787010   |             | 1009680        | Cornelius | CUP REST, OPTIFILL, 20.5" x 5.3"           | FOR CB2323 DI ELITE TOWER                | EA | Cup Rest       | <input checked="" type="checkbox"/> |
|    | 167787013   | 16-7787-013 | 1001533        | Cornelius | CUP REST, OPTIFILL, 28.6" x 9.8"           | FOR CB3023                               | EA | Cup Rest       | <input type="checkbox"/>            |
|    | 167787014   |             | 1012493        | Cornelius | CUP REST, STANDARD, 21.8" x 5.1"           | FOR CB1722 SST                           | EA | Cup Rest       | <input checked="" type="checkbox"/> |
|    | 16779003    | 16779       | 1007428        | Cornelius | C-FRAME, SOLENOID, NICKLE PLATE            | FOR QUEST E2-4 / QUANTUM / MILLENNIUM II | EA | PART           | <input type="checkbox"/>            |
|   | 167808000   |             | 1001708        | Cornelius | FRAME, DECORATIVE                          | FOR CB2323                               | EA | PART           | <input checked="" type="checkbox"/> |
|  | 167808003   | 167808003   | 1006072        | Cornelius | TRIM RING 23"X 23", DECORATIVE             | FOR CB2323 TOWER                         | EA | PART           | <input type="checkbox"/>            |
|  | 167808015   |             | 1009784        | Cornelius | FRAME, DECORATIVE                          | FOR CB2323                               | EA | PART           | <input checked="" type="checkbox"/> |
|  | 167809000   |             | 1008045        | Cornelius | PLATE, SANITARY, 2323ET                    | FOR CB2323                               | EA | PART           | <input checked="" type="checkbox"/> |

Non-Stocked, Lead Time

Non-Stocked, Lead Time







Non-Stocked, Lead Time

Non-Stocked, Lead Time

Non-Stocked, Lead Time

Non-Stocked, Lead Time



| Picture  | Vendor Item | GIS Item    | Alternate Item | Vendor    | Item Description 01                      | Item Description 02       | UM | Classification | NS                                  |                           |
|--|-------------|-------------|----------------|-----------|--|---------------------------|----|----------------|-------------------------------------|---------------------------|
|    | 167809001   |             | 1010089        | Cornelius | PLATE, SANITARY,<br>23" TOWER W/A        | FOR CB2323                | EA | PART           | <input checked="" type="checkbox"/> | Non-Stocked,<br>Lead Time |
|    | 167809003   |             | 1003077        | Cornelius | PLATE, SANITARY,<br>CB2323 PTP PART      | FOR CB2323                | EA | PART           | <input checked="" type="checkbox"/> | Non-Stocked,<br>Lead Time |
|    | 167810001   | 16-7810-001 | 1001866        | Cornelius | LID, SLIDING, 23"                        | FOR CB2323<br>TOWER       | EA | Lid            | <input type="checkbox"/>            |                           |
|    | 167810003   |             | 1010328        | Cornelius | LID, SLIDING, 23"<br>18Ga                | FOR CB2323                | EA | Lid            | <input checked="" type="checkbox"/> | Non-Stocked,<br>Lead Time |
|    | 167810004   |             | 1003824        | Cornelius | LID, SLIDING 18"<br>18Ga                 | FOR CB1522                | EA | Lid            | <input checked="" type="checkbox"/> | Non-Stocked,<br>Lead Time |
|    | 167810005   |             | 1007108        | Cornelius | LID SLIDING                              | FOR CB3023                | EA | Lid            | <input checked="" type="checkbox"/> | Non-Stocked,<br>Lead Time |
|   | 167810006   |             | 1012918        | Cornelius | LID, SLIDING                             | FOR CB2323 ELITE<br>TOWER | EA | Lid            | <input checked="" type="checkbox"/> | Non-Stocked,<br>Lead Time |
|  | 167810007   |             | 1001123        | Cornelius | LID, SLIDING,                            | FOR CB1522                | EA | Lid            | <input checked="" type="checkbox"/> | Non-Stocked,<br>Lead Time |
|  | 167813004   |             | 1007935        | Cornelius | HARNESS, WIRE,<br>96", TWR TFR<br>LCKOUT | FOR CB2323                | EA | Wire Harness   | <input checked="" type="checkbox"/> | Non-Stocked,<br>Lead Time |
|  | 167864001   | 167864001   | 1010281        | Cornelius | TRANSFORMER,<br>120/24VAC 30VA           | FOR TEA TOWER             | EA | Transformer    | <input type="checkbox"/>            |                           |

| Picture  | Vendor Item | GIS Item    | Alternate Item | Vendor    | Item Description 01              | Item Description 02 | UM | Classification | NS                                  |                        |
|--|-------------|-------------|----------------|-----------|----------------------------------|---------------------|----|----------------|-------------------------------------|------------------------|
|    | 167871000   |             | 1010082        | Cornelius | PLATE, SANITARY, 1522ET          | FOR CB1522          | EA | PART           | <input checked="" type="checkbox"/> | Non-Stocked, Lead Time |
|    | 167872000   | 16-7872-000 | 1008267        | Cornelius | LID, SLIDING, SELF-CLOSING       | FOR CB1522          | EA | Lid            | <input type="checkbox"/>            |                        |
|    | 167874000   | 167874000   | 1003561        | Cornelius | FRAME, DECORATIVE                | FOR CB1522          | EA | PART           | <input type="checkbox"/>            |                        |
|    | 167874001   |             | 1003735        | Cornelius | FRAME, DECORATIVE                | FOR CB1522          | EA | PART           | <input checked="" type="checkbox"/> | Non-Stocked, Lead Time |
|    | 167874002   |             | 1000981        | Cornelius | FRAME, DECORATIVE, W/A McDONALDS | FOR CB1522          | EA | PART           | <input checked="" type="checkbox"/> | Non-Stocked, Lead Time |
|    | 167888000   | 16-7888-000 | 1017170        | Cornelius | TOP PANEL                        | FOR CB2323          | EA | PART           | <input type="checkbox"/>            |                        |
|   | 167954000   |             | 1010177        | Cornelius | CUP REST, STANDARD, 14.4" x 5.9" | FOR CB1522          | EA | Cup Rest       | <input checked="" type="checkbox"/> | Non-Stocked, Lead Time |
|  | 167966000   |             | 1010142        | Cornelius | SPLASHGUARD PANEL, 19" UNIV GE   | FOR CC2323 (?)      | EA | Splash Panel   | <input checked="" type="checkbox"/> | Non-Stocked, Lead Time |
|  | 167966001   | 16-7966-001 | 1007889        | Cornelius | SPLASH PANEL                     | FOR CB1522          | EA | Splash Panel   | <input type="checkbox"/>            |                        |
|  | 167966003   |             | 1009618        | Cornelius | SPLASHGUARD PANEL, CB2323 PRE GE | FOR CB2323          | EA | Splash Panel   | <input checked="" type="checkbox"/> | Non-Stocked, Lead Time |

| Picture  | Vendor Item | GIS Item    | Alternate Item | Vendor    | Item Description 01                         | Item Description 02                     | UM | Classification | NS                                  |
|--|-------------|-------------|----------------|-----------|---|---|----|----------------|-------------------------------------|
|    | 167976003   | 16-7976-003 | 1005057        | Cornelius | VALVE PANEL, 16Ut<br>K6/S6e Fnt Accs        | FOR CB1522 6-<br>VALVE                  | EA | Valve Panel    | <input type="checkbox"/>            |
|    | 167987901   |             | 1003629        | Cornelius | TOWER, SABRE, STL<br>PTP 18.31" W/A         | FOR CB1522                              | EA | PART           | <input checked="" type="checkbox"/> |
|    | 167994310   |             | 1012931        | Cornelius | MANIFOLD TUBE<br>PACK, PLUG-IN, 6-<br>VALVE |   | EA | PART           | <input checked="" type="checkbox"/> |
|    | 168462000   | 16-8462-000 | 1003484        | Cornelius | PLUG, BUTTON,<br>3/4" HOLE STNI             | FOR CB2323                              | EA | PART           | <input type="checkbox"/>            |
|    | 168462002   |             | 2595351        | Cornelius | PLUG, BUTTON,<br>1/2" HOLE STNI<br>SWC      | FOR<br>CB1522/CB3023/ID<br>C255 PFG     | EA | PART           | <input checked="" type="checkbox"/> |
|    | 168462003   |             | 1005340        | Cornelius | PLUG, BUTTON,<br>1/2" HOLE, SABRE,<br>GRAY  |   | EA | PART           | <input checked="" type="checkbox"/> |
|   | 168463000   | 16-8463-000 | 1010184        | Cornelius | PLUG, BUTTON,<br>7/8" DIA HOLE,<br>STNI FS  | FOR CB2323                              | EA | PART           | <input type="checkbox"/>            |
|  | 168643003   |             | 1007763        | Cornelius | CAP, TUBE, .38,<br>YELLOW, FS               |   | EA | PART           | <input checked="" type="checkbox"/> |
|  | 168745001   |             | 1002260        | Cornelius | BOLT, MACHINE,<br>1/4-20                    | FOR CB1522 /<br>CB2323 / CB3023         | EA | Hardware       | <input checked="" type="checkbox"/> |
|  | 168808000   | 16-8808-000 |                | Cornelius | O-RING BEARING<br>SHAFT (OBS)               | SHOWS (51) IN<br>STOCK AND ON<br>TRUCK. | EA | O-Ring         | <input type="checkbox"/>            |

Non-Stocked,  
Lead Time

Non-Stocked,  
Lead Time

Non-Stocked,  
Lead Time

Non-Stocked,  
Lead Time











Non-Stocked,  
Lead Time






Non-Stocked,  
Lead Time

| Picture   | Vendor Item | GIS Item     | Alternate Item | Vendor    | Item Description 01                    | Item Description 02             | UM | Classification   | NS                                  |                        |
|---|-------------|--------------|----------------|-----------|--|---------------------------------|----|------------------|-------------------------------------|------------------------|
|    | 168833000   |              | 1000086        | Cornelius | WASHER, LOCK, 1/4" SPLIT, IMD-15-30-90 | FOR IMD/WCC/IDC255 PFG          | EA | Hardware         | <input checked="" type="checkbox"/> | Non-Stocked, Lead Time |
|    | 168833002   |              | 2616752        | Cornelius | WASHER EXLTL A08-0176-0381-023-S8-XX   | FOR WCC700 / IMD600-90          | EA | Hardware         | <input checked="" type="checkbox"/> | Non-Stocked, Lead Time |
|    | 169073001   |              | 1005003        | Cornelius | GASKET, NEO, .25" x 1.25", GRAY, FS    | FOR B530 / B842 / B1048         | EA | PART             | <input checked="" type="checkbox"/> | Non-Stocked, Lead Time |
|     | 169225014   |              | 1017216        | Cornelius | INSULATION, TUBING, 5/8" id X 3/8" WL  |                                 | EA | PART             | <input checked="" type="checkbox"/> | Non-Stocked, Lead Time |
|    | 169225016   |              | 1017218        | Cornelius | INSULATION, TUBING, 1-3/8" ID x 3/8" W | 6' LENGTH. FOR ED175-08         | EA | PART             | <input checked="" type="checkbox"/> | Non-Stocked, Lead Time |
|     | 169225018   |              | 1002555        | Cornelius | INSULATION, TUBING, 1/2" ID x 1/4" WAL | 6' LENGTH. FOR CB1522/1722/2323 | EA | PART             | <input checked="" type="checkbox"/> | Non-Stocked, Lead Time |
|   | 170-04502   | 170-04502-00 | 1057569        | Cornelius | TUBING, BEVLEX 265 X 457, WHITE, 500FT | FOR ALL ED/IDC2XX               | RL | Tubing, Beverage | <input type="checkbox"/>            |                        |
|  | 170413000   | 17-0413-000  | 1003759        | Cornelius | FITTING, DRAIN, NI, 3/4" X 1/2"        | COLD DRAWER. FOR FCB V4-2       | EA | PART             | <input type="checkbox"/>            |                        |
|  | 170423000   |              | 1009767        | Cornelius | NUT, HEX, 5/8-32 SWITCH                | FOR FCB V4-2                    | EA | Hardware         | <input checked="" type="checkbox"/> | Non-Stocked, Lead Time |
|  | 172127000   |              | 1009480        | Cornelius | CAP, PLUG, 419Int/422Ext 38DP, RED     |                                 | EA | PART             | <input checked="" type="checkbox"/> | Non-Stocked, Lead Time |

| Picture   | Vendor Item | GIS Item        | Alternate Item | Vendor    | Item Description 01                          | Item Description 02                       | UM | Classification   | NS                                  |                        |
|---|-------------|-----------------|----------------|-----------|--|---|----|------------------|-------------------------------------|------------------------|
|    | 172128000   |                 | 1017226        | Cornelius | CAP, PLUG, VINYL, 1/2" NPT, RED              |   | EA | PART             | <input checked="" type="checkbox"/> | Non-Stocked, Lead Time |
|    | 172265000   | 17-2265-000     | 1009515        | Cornelius | O-RING 362ID X 103CS                         | FOR MILLENNIUM II 4000/6000 / ABS 1.0     | EA | O-Ring           | <input type="checkbox"/>            |                        |
|    | 172308000   |                 | 1005004        | Cornelius | CAP, PLUG, 530int/553ext, 37DP, YELLOW       |   | EA | PART             | <input checked="" type="checkbox"/> | Non-Stocked, Lead Time |
|     | 174004000   |                 | 1001417        | Cornelius | TUBING, .156 I.D. x .312, 500', POLYETHYLEEN |   | RL | Tubing, Beverage | <input checked="" type="checkbox"/> | Non-Stocked, Lead Time |
|     | 174103000   | 17-4103-000-100 | 1006355        | Cornelius | .250 ID CLOTH BRAIDED TUBING (OBS)           | * REPLACED BY OEM # 60446 (300' REEL)     | FT | Tubing, Beverage | <input type="checkbox"/>            |                        |
|    | 174157000   | 17-4157-000     |                | Cornelius | BLADE TUBE CUTTER (OBS)                      | SHOWS (3) IN STOCK.                       | EA | PART             | <input type="checkbox"/>            |                        |
|   | 176000000   |                 | 1005836        | Cornelius | FERRULE, 500 ID, # 47 JAW                    | FOR VANTAGE / VANGUARD / UNIV750 / FCB V4 | EA | Hardware         | <input checked="" type="checkbox"/> | Non-Stocked, Lead Time |
|  | 176001000   |                 | 1001598        | Cornelius | FERRULE, 425 ID, # 40 JAW, 156 BRD           | FOR FCB V4                                | EA | Hardware         | <input checked="" type="checkbox"/> | Non-Stocked, Lead Time |
|  | 176018000   |                 | 1005579        | Cornelius | NUT, SWIVEL, BR-NI, 7/16-20"                 |   | EA | Fitting, General | <input checked="" type="checkbox"/> | Non-Stocked, Lead Time |
|  | 176064100   |                 | 1009877        | Cornelius | FITTING, CONN, TANK, PLUG, SS, 1/4" MF       |   | EA | Fitting, General | <input checked="" type="checkbox"/> | Non-Stocked, Lead Time |

| Picture   | Vendor Item | GIS Item    | Alternate Item | Vendor    | Item Description 01                             | Item Description 02                            | UM | Classification     | NS                                  |                           |
|---|-------------|-------------|----------------|-----------|---|--|----|--------------------|-------------------------------------|---------------------------|
|    | 176119100   | 17-6119-100 |                | Cornelius | BALL LOCK GAS<br>7/16"-20(F) (OBS)              | SHOWS (8) IN<br>STOCK.                         | EA | PART               | <input type="checkbox"/>            |                           |
|    | 176120200   | 17-6120-200 |                | Cornelius | 3 PIN LOCK 1/2"-<br>16(F) TNK (OBS)             | SHOWS (1) IN<br>STOCK.                         | EA | PART               | <input type="checkbox"/>            |                           |
|    | 176143000   | 17-6143-000 |                | Cornelius | PRODUCT<br>SAMPLER<br>BALLLOCK (OBS)            | SHOWS (1) IN<br>STOCK.                         | EA | PART               | <input type="checkbox"/>            |                           |
|    | 176193000   | 17-6193-000 | 1010522        | Cornelius | MOLDED ADAPTER<br>7/16"-20                      | FITTING, A,<br>PLASTIC, 1/4" FL<br>(2), BLACK  | EA | Fitting, General   | <input type="checkbox"/>            |                           |
|     | 176195100   | 17-6195-100 | 1003923        | Cornelius | FITTING, T, PL,<br>7/16" MFL (3)<br>GRAY (OBS)  | SHOWS (25) IN<br>STOCK. FOR ABS 1.0            | EA | Fitting, General   | <input type="checkbox"/>            |                           |
|    | 176205000   |             | 1006339        | Cornelius | FITTING, STEM, SS,<br>3/8" Bb X 5/16" FL<br>NUT | FOR PINNACLE 2-4<br>/ FCB V4 /<br>VANGUARD 245 | EA | Fitting, General   | <input checked="" type="checkbox"/> | Non-Stocked,<br>Lead Time |
|   | 176206000   |             | 1001624        | Cornelius | NUT, SWIVEL, 1/2-<br>16, BR NI, 375 TUBE        |  | EA | Fitting, General   | <input checked="" type="checkbox"/> | Non-Stocked,<br>Lead Time |
|  | 1779        | 31-9436-000 | 3993C          | Cornelius | TANK WELD ASSY<br>LCR (OBS)                     | * REPLACED BY<br>OEM # 3993C (NS)              | EA | Carbonator<br>Tank | <input type="checkbox"/>            |                           |
|  | 178019006   |             | 1002884        | Cornelius | RETAINER, WASHER                                |  | EA | PART               | <input checked="" type="checkbox"/> | Non-Stocked,<br>Lead Time |
|   | 178025100   |             | 1001914        | Cornelius | GASKET, MALE,<br>FLARE FITTING                  | WASHER,<br>TAPERED, 1/4 FL,<br>WHITE NYLON     | EA | PART               | <input checked="" type="checkbox"/> | Non-Stocked,<br>Lead Time |

| Picture   | Vendor Item | GIS Item    | Alternate Item | Vendor    | Item Description 01                    | Item Description 02                     | UM | Classification | NS                                  |                           |
|---|-------------|-------------|----------------|-----------|--|---|----|----------------|-------------------------------------|---------------------------|
|    | 178025200   |             | 1003798        | Cornelius | GASKET, 5/16" FL                       |   | EA | PART           | <input checked="" type="checkbox"/> | Non-Stocked,<br>Lead Time |
|    | 17898       |             | 1029606        | Cornelius | CONDENSER, JT30                        | FOR JT30                                | EA | Condenser      | <input checked="" type="checkbox"/> | Non-Stocked,<br>Lead Time |
|    | 180018053   |             | 1006357        | Cornelius | SEAL, POPPET VALVE                     | FOR SF1 VALVE                           | EA | PART           | <input checked="" type="checkbox"/> | Non-Stocked,<br>Lead Time |
|    | 180024000   | 18-0024-000 | 1006323        | Cornelius | O-RING 424ID X 103CS 50 DU             | FOR PRISM VAL / VANTAGE/VAN245/ VENTURE | EA | O-Ring         | <input type="checkbox"/>            |                           |
|    | 180024032   | 18-0024-032 |                | Cornelius | O-RING 429ID X 103CS (OBS)             | SHOWS (26) IN STOCK.                    | EA | O-Ring         | <input type="checkbox"/>            |                           |
|    | 180025000   | 18-0025-000 | 1010752        | Cornelius | O-RING 364ID X 070CS 60Du Ey-P         | (PART OF THE WATER MANIFOLD ASSEMBLY)   | EA | O-Ring         | <input type="checkbox"/>            |                           |
|   | 180343000   |             | 1000878        | Cornelius | RING, SPLIT                            |   | EA | PART           | <input checked="" type="checkbox"/> | Non-Stocked,<br>Lead Time |
|  | 180352000   |             | 1006382        | Cornelius | STEM, RELIEF VALVE W/ RUBBER NSDA      |   | EA | PART           | <input checked="" type="checkbox"/> | Non-Stocked,<br>Lead Time |
|   | 180353888   | 18-0353-888 | 1008664        | Cornelius | STEM RELIEF VALVE, GRAY                | FOR PINNACLE 2-4                        | EA | PART           | <input type="checkbox"/>            |                           |
|  | 1803617     |             | 2545690        | Cornelius | CONNECTOR, 6 POS, ABS STORE SENSOR, J4 | FOR ABS 1.0                             | EA | PART           | <input checked="" type="checkbox"/> | Non-Stocked,<br>Lead Time |

| Picture   | Vendor Item | GIS Item    | Alternate Item | Vendor    | Item Description 01                           | Item Description 02                  | UM | Classification | NS  |
|---|-------------|-------------|----------------|-----------|---|--------------------------------------|----|----------------|---|
|    | 180362000   | 18-0362-000 | 1001934        | Cornelius | O-RING,<br>3.475IDX.275CS<br>70DU, TANK COVER |                                      | EA | O-Ring         | <input type="checkbox"/>                                      |
|    | 180363000   |             | 1008322        | Cornelius | O-RING, 299ID<br>103CS 70Du                   | FOR LEOPARD<br>VALVE                 | EA | O-Ring         | <input checked="" type="checkbox"/> Non-Stocked,<br>Lead Time |
|     | 180412000   | 18-0412-000 | 1001181        | Cornelius | SIPHON TUBE,<br>5/16" FLARE                   |                                      | EA | PART           | <input type="checkbox"/>                                      |
|     | 180416      |             | 1017284        | Cornelius | DECAL, FLOW<br>CONTROL HOUSING                | TEXT = "SODA -<br>FLOW CONTROL"      | EA | Decal          | <input checked="" type="checkbox"/> Non-Stocked,<br>Lead Time |
|     | 180417      |             | 1017285        | Cornelius | DECAL, FLOW<br>CONTROL HOUSING                | TEXT = "SYRUP -<br>FLOW CONTROL"     | EA | Decal          | <input checked="" type="checkbox"/> Non-Stocked,<br>Lead Time |
|    | 180426000   | 18-0426-000 | 1006204        | Cornelius | TUBE GAS 1.230 5<br>GAL                       |                                      | EA | PART           | <input type="checkbox"/>                                      |
|    | 180508000   |             | 1000940        | Cornelius | TUBE, SIPHON,<br>TANK, 9" DIA, 5-GAL          |                                      | EA | PART           | <input checked="" type="checkbox"/> Non-Stocked,<br>Lead Time |
|  | 18054003    |             | 1008075        | Cornelius | SWITCH, MICRO-B,<br>200 GRAM, MAX 5<br>AMP    | SWITCH<br>ACTUATOR VALVE<br>LEV SURE | EA | PART           | <input checked="" type="checkbox"/> Non-Stocked,<br>Lead Time |
|  | 18072002    | 18072002    | 1001900        | Cornelius | ARMATURE<br>SEV/FFV/GEV<br>ASSEMBLY           | FOR FFV VALVE                        | EA | PART           | <input type="checkbox"/>                                      |
|  | 18072003    |             | 1010562        | Cornelius | ARMATURE<br>ASSEMBLY, SYRUP                   | FOR FFV VALVE                        | EA | PART           | <input checked="" type="checkbox"/> Non-Stocked,<br>Lead Time |



| Picture   | Vendor Item | GIS Item    | Alternate Item | Vendor    | Item Description 01                     | Item Description 02                       | UM | Classification        | NS                                  |                           |
|---|-------------|-------------|----------------|-----------|---|---|----|-----------------------|-------------------------------------|---------------------------|
|    | 18081       |             | 1035617        | Cornelius | CONDENSER COIL                          | FOR JT20                                  | EA | Condenser             | <input checked="" type="checkbox"/> | Non-Stocked,<br>Lead Time |
|    | 180873000   |             | 1001786        | Cornelius | TUBE, GAS, 2.350L,<br>608 Oz            |   | EA | PART                  | <input checked="" type="checkbox"/> | Non-Stocked,<br>Lead Time |
|    | 181016000   |             | 1003695        | Cornelius | TUBE, SIPHON,<br>5/16" x 23.8"          |   | EA | PART                  | <input checked="" type="checkbox"/> | Non-Stocked,<br>Lead Time |
|    | 183003000   |             | 1008199        | Cornelius | GASKET, SEAT,<br>REGULATOR              | FOR FCB V4-2                              | EA | PART                  | <input checked="" type="checkbox"/> | Non-Stocked,<br>Lead Time |
|    | 183008000   | 18-3008-000 | 1007661        | Cornelius | O-RING, .489ID X<br>070CS 70DU          | FOR QUEST E2-4 /<br>QUANTUM / FCB<br>V4-X | EA | O-Ring                | <input type="checkbox"/>            |                           |
|     | 183011007   |             | 1008553        | Cornelius | BAFFLE, REG,<br>BRIGHT                  | FOR FCB V4-2                              | EA | PART                  | <input checked="" type="checkbox"/> | Non-Stocked,<br>Lead Time |
|   | 183028000   | 18-3028-000 | 1010477        | Cornelius | SWIVEL NUT, BRASS                       | FOR REGULATORS                            | EA | Fitting,<br>Regulator | <input type="checkbox"/>            |                           |
|  | 183031001   | 18-3031-001 | 1010680        | Cornelius | WASHER, SEAL,<br>CO2 REGULATOR<br>(OBS) | * REPLACED BY<br>OEM # 890017602          | EA | PART                  | <input type="checkbox"/>            |                           |
|  | 183040000   |             | 1003399        | Cornelius | SCREW, MACHINE,<br>10-32 FIPh 28 StZi   | FOR PINNACLE 2-4<br>/ FCB V4-4            | EA | Hardware              | <input checked="" type="checkbox"/> | Non-Stocked,<br>Lead Time |
|   | 183041000   | 18-3041-000 | 1008626        | Cornelius | GAGE 1800 PSI SIDE<br>MT                |   | EA | PART                  | <input type="checkbox"/>            |                           |

| Picture   | Vendor Item | GIS Item    | Alternate Item | Vendor    | Item Description 01                    | Item Description 02         | UM | Classification   | NS                                  |
|---|-------------|-------------|----------------|-----------|--|-----------------------------|----|------------------|-------------------------------------|
|    | 183046000   |             | 1010695        | Cornelius | FITTING, C, BR, STANDARD, 1/4" FPT (4) |                             | EA | Fitting, General | <input checked="" type="checkbox"/> |
|    | 183047000   | 18-3047-000 | 1001621        | Cornelius | FITTING, A, BR, 1/4" MPT (2) HVV       | FOR PINNACLE 2-4 / FCB V4-X | EA | Fitting, General | <input type="checkbox"/>            |
|    | 183060000   |             | 1010636        | Cornelius | FITTING, T, BR, STANDARD, 1/4" FPT (3) |                             | EA | Fitting, General | <input checked="" type="checkbox"/> |
|    | 183061000   | 18-3061-000 | 1008174        | Cornelius | FITTING, A, BR, 7/16"-20 MPT X 1/4"    | FOR PINNACLE 2-4 / FCB V4-X | EA | Fitting, General | <input type="checkbox"/>            |
|    | 183063000   | 18-3063-000 | 1008667        | Cornelius | POPPER, VALVE, REGULATOR, PRIMARY      |                             | EA | PART             | <input type="checkbox"/>            |
|     | 183065000   | 18-3065-000 | 1010875        | Cornelius | REPAIR KIT, REGULATOR, PRIMARY         |                             | EA | PART             | <input type="checkbox"/>            |
|   | 183068000   |             | 1001777        | Cornelius | FITTING, L, BR, 1/4" NPT x STREET      | FOR PINNACLE 2-4 / FCB V4   | EA | Fitting, General | <input checked="" type="checkbox"/> |
|   | 183099000   | 18-3099-000 | 1008597        | Cornelius | REPAIR KIT, REGULATOR, SECONDARY       |                             | EA | PART             | <input type="checkbox"/>            |
|  | 183182039   |             | 2617317        | Cornelius | CAP, REG, MULTI FLOW                   |                             | EA | PART             | <input checked="" type="checkbox"/> |
|   | 183184000   | 18-3184-000 | 1008384        | Cornelius | O-RING UF-1 NOZZLE                     | FOR UF1/UFB1/SFV1 VALVE     | EA | O-Ring           | <input type="checkbox"/>            |


Non-Stocked, Lead Time


Non-Stocked, Lead Time



Non-Stocked, Lead Time




Non-Stocked, Lead Time

| Picture   | Vendor Item | GIS Item    | Alternate Item | Vendor    | Item Description 01                        | Item Description 02              | UM | Classification        | NS  |
|---|-------------|-------------|----------------|-----------|--|----------------------------------|----|-----------------------|---|
|     | 183194000   | 18-3194-000 | 1006292        | Cornelius | CO2 COUPLING<br>PRESSURE<br>REGULATOR      |                                  | EA | Fitting,<br>Regulator | <input type="checkbox"/>                                      |
|    | 183235032   |             | 1017297        | Cornelius | BUSHING, RETNG,<br>R-VAL, INTGRL, RED      |                                  | EA | PART                  | <input checked="" type="checkbox"/> Non-Stocked,<br>Lead Time |
|    | 183235036   |             | 1008559        | Cornelius | BUSHING, RETNG,<br>R-VAL, INTGRL,<br>GREEN |                                  | EA | PART                  | <input checked="" type="checkbox"/> Non-Stocked,<br>Lead Time |
|    | 183247036   |             | 1010673        | Cornelius | SPRING, VALVE,<br>RELIEF, 60 LBS,<br>GREEN |                                  | EA | PART                  | <input checked="" type="checkbox"/> Non-Stocked,<br>Lead Time |
|    | 183249032   |             | 1008941        | Cornelius | SPRING, VALVE,<br>RELIEF, 160 LBS,<br>RED  |                                  | EA | PART                  | <input checked="" type="checkbox"/> Non-Stocked,<br>Lead Time |
|    | 183266000   | 18-3266-000 | 1006260        | Cornelius | NIPPLE, CO2<br>COUPLING, LH                | Fitg Stem Coupling<br>CO2 LH Thd | EA | Fitting,<br>Regulator | <input type="checkbox"/>                                      |
|    | 183267000   | 18-3267-000 | 1008663        | Cornelius | GAUGE, 1800 PSI,<br>SIDE, LEFT HAND        |                                  | EA | PART                  | <input type="checkbox"/>                                      |
|  | 183268000   | 18-3268-000 | 1005819        | Cornelius | FITTING, 1/4" NPTF,<br>LH, DHD             |                                  | EA | Fitting,<br>Regulator | <input type="checkbox"/>                                      |
|  | 183271000   |             | 1001448        | Cornelius | GAUGE, 4000 PSI,<br>SIDE, LH               |                                  | EA | PART                  | <input checked="" type="checkbox"/> Non-Stocked,<br>Lead Time |
|   | 183272000   | 18-3272-000 |                | Cornelius | FITTING, PLUG, BR,<br>1/4" MPT, L/H (OBS)  | SHOWS (29) IN<br>STOCK.          | EA | Fitting, General      | <input type="checkbox"/>                                      |

| Picture  | Vendor Item | GIS Item    | Alternate Item | Vendor    | Item Description 01                    | Item Description 02                            | UM | Classification        | NS  |
|--|-------------|-------------|----------------|-----------|--|--|----|-----------------------|---|
|   | 183285000   | 18-3285-000 | 1008644        | Cornelius | GAUGE, 160 PSI<br>1100 KPA             |  | EA | PART                  | <input type="checkbox"/>                                      |
|    | 183286000   | 18-3286-000 | 1008617        | Cornelius | GAUGE, 100 PSI<br>700 KPA              | FOR FCB V4                                     | EA | PART                  | <input type="checkbox"/>                                      |
|   | 183287000   | 18-3287-000 | 1010552        | Cornelius | GAUGE, 60 PSI 400<br>KPA               | FOR PINNACLE 2-4<br>/ FCB V4 / VIPER E2        | EA | PART                  | <input type="checkbox"/>                                      |
|    | 183288000   | 18-3288-000 | 1006187        | Cornelius | GAUGE, 30 PSI 200<br>KPA               |  | EA | PART                  | <input type="checkbox"/>                                      |
|   | 183296000   |             | 1000281        | Cornelius | BALL, 187 SS                           | FOR LR<br>CARBONATORS /<br>FCB V4              | EA | PART                  | <input checked="" type="checkbox"/> Non-Stocked,<br>Lead Time |
|   | 183297000   |             | 1005375        | Cornelius | SPRING,<br>COMPRESSION,<br>CHECK VALVE | FOR LR<br>CARBONATORS /<br>FCB V4              | EA | PART                  | <input checked="" type="checkbox"/> Non-Stocked,<br>Lead Time |
|   | 183298000   |             | 1000200        | Cornelius | RETAINER, SPRING,<br>CHECK VALVE       | FOR LR<br>CARBONATORS /<br>FCB V4              | EA | PART                  | <input checked="" type="checkbox"/> Non-Stocked,<br>Lead Time |
|  | 183301100   | 18-3301-100 | 1002028        | Cornelius | GAS CHECK VALVE<br>1/4" PIPE TO        | Valve Ck w/Adap<br>55/128. FOR<br>PINNACLE 2-4 | EA | Fitting,<br>Regulator | <input type="checkbox"/>                                      |
|  | 183302100   | 18-3302-100 |                | Cornelius | GAS MANIFOLD<br>W/CHECK VALVE<br>(OBS) | SHOWS (64) IN<br>STOCK.                        | EA | Fitting,<br>Regulator | <input type="checkbox"/>                                      |
|  | 183302200   | 18-3302-200 |                | Cornelius | GAS MANIFOLD W/<br>CHK VALVE (OBS)     | SHOWS (11) IN<br>STOCK.                        | EA | Fitting,<br>Regulator | <input type="checkbox"/>                                      |

| Picture   | Vendor Item | GIS Item    | Alternate Item | Vendor    | Item Description 01                          | Item Description 02                               | UM | Classification        | NS  |
|---|-------------|-------------|----------------|-----------|--|---|----|-----------------------|---|
|     | 183304100   | 18-3304-100 | 1008586        | Cornelius | GAS MANIFOLD<br>W/CHECK VALVES               | FOR LR<br>CARBONATORS /<br>FCB V4                 | EA | Fitting,<br>Regulator | <input type="checkbox"/>                                      |
|    | 183310000   |             | 1003690        | Cornelius | VALVE, CHECK,<br>BULKHEAD                    | FOR VANGUARD<br>245 / OLYMPUS /<br>LR CARBONATORS | EA | Fitting, General      | <input checked="" type="checkbox"/> Non-Stocked,<br>Lead Time |
|     | 183317000   | 18-3317-000 | 1010622        | Cornelius | BRACKET,<br>MOUNTING, SEC<br>REGULATOR       | FOR SECONDARY<br>REGULATOR                        | EA | PART                  | <input type="checkbox"/>                                      |
|    | 183326000   |             | 1001871        | Cornelius | MANIFOLD<br>ASSEMBLY, FOR 6/8<br>PRODUCT     |   | EA | PART                  | <input checked="" type="checkbox"/> Non-Stocked,<br>Lead Time |
|    | 183334000   | 18-3334-000 | 1003753        | Cornelius | FITTING, A, BR,<br>1/4" NPT LH X<br>7/16" BR | Fitting A Br 1/4FF x<br>1/4NPT Left Hand<br>(?)   | EA | Fitting, General      | <input type="checkbox"/>                                      |
|    | 18334       | 18334       | 1008163        | Cornelius | SWITCH ON/OFF                                | FOR JS7 / JT20 /<br>JT30 / TJ3                    | EA | PART                  | <input type="checkbox"/>                                      |
|     | 18335       |             | 1009630        | Cornelius | LABEL, SWITCH,<br>DOUBLE                     |   | EA | Label                 | <input checked="" type="checkbox"/> Non-Stocked,<br>Lead Time |
|   | 183352000   |             | 1001973        | Cornelius | TUBE, CONNECTOR,<br>2750 PSI                 |   | EA | PART                  | <input checked="" type="checkbox"/> Non-Stocked,<br>Lead Time |
|  | 183412016   |             | 1006456        | Cornelius | REGULATOR BODY,<br>S SQ P 100PSI w/ RV       |   | EA | PART                  | <input checked="" type="checkbox"/> Non-Stocked,<br>Lead Time |
|  | 183446016   | 183446016   | 1008528        | Cornelius | REGULATOR BODY,<br>PRESSURE, 30 PSI<br>W/ RV | FOR VIPER 2 /<br>PINNACLE 2-4                     | EA | PART                  | <input type="checkbox"/>                                      |

| Picture   | Vendor Item | GIS Item | Alternate Item | Vendor    | Item Description 01                               | Item Description 02                 | UM | Classification | NS                                  |                           |
|---|-------------|----------|----------------|-----------|---|-------------------------------------|----|----------------|-------------------------------------|---------------------------|
|    | 183449000   |          | 1012959        | Cornelius | REGULATOR BODY,<br>SQ S 30 PSI w/ RV              |                                     | EA | PART           | <input checked="" type="checkbox"/> | Non-Stocked,<br>Lead Time |
|    | 183460016   |          | 1008656        | Cornelius | REGULATOR BODY,<br>SQ S 60PSI W/RV                | FOR VIPER E2-3-4                    | EA | PART           | <input checked="" type="checkbox"/> | Non-Stocked,<br>Lead Time |
|     | 183469000   |          | 1001842        | Cornelius | REGULATOR, CO2,<br>P, 1 X 60, CUSTOM              |                                     | EA | Regulator      | <input checked="" type="checkbox"/> | Non-Stocked,<br>Lead Time |
|     | 183497122   |          | 1004266        | Cornelius | REGULATOR, CO2,<br>P, 1x100/1x160 2-<br>1/4FI     | PRIMARY                             | EA | Regulator      | <input checked="" type="checkbox"/> | Non-Stocked,<br>Lead Time |
|    | 183525000   |          | 1010891        | Cornelius | REGULATOR BODY,<br>SQ P 100PSI LH Thd             |                                     | EA | PART           | <input checked="" type="checkbox"/> | Non-Stocked,<br>Lead Time |
|    | 183560000   |          | 1043179        | Cornelius | REGULATOR BODY,<br>SQ S 60PSI, BLUE               |                                     | EA | PART           | <input checked="" type="checkbox"/> | Non-Stocked,<br>Lead Time |
|   | 183570016   |          | 1006484        | Cornelius | REGULATOR BODY,<br>SQ P 60PSI LH Thd              |                                     | EA | PART           | <input checked="" type="checkbox"/> | Non-Stocked,<br>Lead Time |
|  | 183586000   |          | 1010894        | Cornelius | REGULATOR BODY,<br>SQ P 160PSI LH Thd             |                                     | EA | PART           | <input checked="" type="checkbox"/> | Non-Stocked,<br>Lead Time |
|   | 18362       |          | 1003204        | Cornelius | COMPRESSOR,<br>1/4HP, 120/60HZ,<br>R134, TECUMSEH | FOR EJ1                             | EA | Compressor     | <input checked="" type="checkbox"/> | Non-Stocked,<br>Lead Time |
|   | 18367       | 18367    | 1010337        | Cornelius | ARMATURE SPRING<br>SEV/FFV                        | FOR<br>QUEST/MILLENNIU<br>M/QUANTUM | EA | PART           | <input type="checkbox"/>            |                           |





| Picture   | Vendor Item | GIS Item    | Alternate Item | Vendor    | Item Description 01             | Item Description 02                 | UM | Classification | NS                                  |                        |
|---|-------------|-------------|----------------|-----------|---------------------------------|-------------------------------------|----|----------------|-------------------------------------|------------------------|
|    | 1836702     |             | 1032960        | Cornelius | SPRING, COIL, S/S               |                                     | EA | PART           | <input checked="" type="checkbox"/> | Non-Stocked, Lead Time |
|     | 18370       |             | 1032768        | Cornelius | OVERLOAD, 120V/60HZ (R134A)     | FOR EJ1 / J15                       | EA | PART           | <input checked="" type="checkbox"/> | Non-Stocked, Lead Time |
|     | 18445       |             | 1017312        | Cornelius | DRIER, MICRO                    | FOR JS7                             | EA | PART           | <input checked="" type="checkbox"/> | Non-Stocked, Lead Time |
|     | 18447       |             | 1054201        | Cornelius | DRIER                           | FOR EJ1 / J15 / JR2                 | EA | PART           | <input checked="" type="checkbox"/> | Non-Stocked, Lead Time |
|    | 185186000   |             | 1016132        | Cornelius | NUT, HEX, SS 7/16-20            | FOR ABS 1.0                         | EA | Hardware       | <input checked="" type="checkbox"/> | Non-Stocked, Lead Time |
|     | 186074001   | 18-6074-001 | 1006475        | Cornelius | ICE BANK CONTROL, Ranco 72 Inch | FOR UCCR40 / UCR40                  | EA | PART           | <input type="checkbox"/>            |                        |
|    | 186116000   | 18-6116-000 | 1009383        | Cornelius | NUT HEX 1/4-20 SS PA            | FOR PINNACLE/OLYMPUS/VANTAGE/IMPULS | EA | Hardware       | <input type="checkbox"/>            |                        |
|  | 18614       |             | 2619887        | Cornelius | PAD, EXTENSION, LEG             |                                     | EA | PART           | <input checked="" type="checkbox"/> | Non-Stocked, Lead Time |
|  | 186146000   |             | 1009507        | Cornelius | NUT, HEX, SS 5/16-18            | FOR ABS 1.0 / VANGUARD 245          | EA | Hardware       | <input checked="" type="checkbox"/> | Non-Stocked, Lead Time |
|  | 186147000   |             | 1017323        | Cornelius | WASHER, FLAT, ZINC, 5/16"       | FOR VANGUARD / FCB (OC2)            | EA | Hardware       | <input checked="" type="checkbox"/> | Non-Stocked, Lead Time |

| Picture   | Vendor Item | GIS Item    | Alternate Item | Vendor    | Item Description 01                               | Item Description 02                            | UM | Classification   | NS                                  |                           |
|---|-------------|-------------|----------------|-----------|---|--|----|------------------|-------------------------------------|---------------------------|
|    | 186154000   | 18-6154-000 | 1003028        | Cornelius | SCREW<br>SE0836PP12ST2I,<br>Se 08-36 PaPh 12      | FOR VAN245 /<br>PINN2-4 /<br>VANTAGE /         | EA | Hardware         | <input type="checkbox"/>            |                           |
|     | 18616       |             | 1001278        | Cornelius | BRACKET,<br>SUPPORT, DRIP-<br>TRAY                |  | EA | PART             | <input checked="" type="checkbox"/> | Non-Stocked,<br>Lead Time |
|    | 186216000   | 18-6216-000 | 1010032        | Cornelius | AGITATOR 3 BLADE,<br>3" DIAMETER,<br>250SS        | FOR<br>PINNACLE/OLYMPU<br>S/VANTAGE/IMPUL      | EA | PART             | <input type="checkbox"/>            |                           |
|    | 186294000   |             | 1009181        | Cornelius | LOCK WASHER,<br>.262" ID X .489" OD<br>X .065 THK | FOR FF / FO / IDC<br>PRO / IDC2XX /<br>IMPULSE | EA | Hardware         | <input checked="" type="checkbox"/> | Non-Stocked,<br>Lead Time |
|    | 18650       |             | 2619888        | Cornelius | STANDOFF, TALL<br>CUP                             |  | EA | PART             | <input checked="" type="checkbox"/> | Non-Stocked,<br>Lead Time |
|     | 186564000   |             | 1000579        | Cornelius | STRAIN RELIEF                                     | FOR ED300<br>IC/VANGUARD/CAR<br>BONATORS       | EA | PART             | <input checked="" type="checkbox"/> | Non-Stocked,<br>Lead Time |
|    | 186573039   | 18-6573-039 | 1006276        | Cornelius | DRIP TRAY W/<br>DRAIN                             | FOR UNIVERSAL<br>750                           | EA | Drip Tray        | <input type="checkbox"/>            |                           |
|  | 186599000   | 18-6599-000 | 1006261        | Cornelius | SLINGER, WATER,<br>WASHER                         | FOR ABS 1.0/<br>PINNACLE/<br>VANTAGE/          | EA | PART             | <input type="checkbox"/>            |                           |
|  | 186610000   | 186610000   | 1007245        | Cornelius | SPRING PIN, 093D<br>562Lg SS                      | FOR<br>UCCR40/OLYMPUS/<br>VANGUARD/ABS         | EA | PART             | <input type="checkbox"/>            |                           |
|   | 186639100   | 18-6639-100 |                | Cornelius | FITTING, A,<br>SS,5/16" MFL X<br>1/4" MFL (OBS)   | BULKHEAD.<br>SHOWS (1) IN<br>STOCK.            | EA | Fitting, General | <input type="checkbox"/>            |                           |



| Picture  | Vendor Item | GIS Item    | Alternate Item | Vendor    | Item Description 01                     | Item Description 02                | UM | Classification | NS  |
|--|-------------|-------------|----------------|-----------|---|------------------------------------|----|----------------|---|
|    | 186642000   | 18-6642-000 | 1010683        | Cornelius | CUP REST,<br>UNIVERSAL, 13.8" X<br>5.2" | FOR UNIVERSAL<br>750               | EA | Cup Rest       | <input type="checkbox"/>                                      |
|    | 186685000   |             | 1008057        | Cornelius | WASHER, FLAT, 505<br>750 025 SS         |                                    | EA | Hardware       | <input checked="" type="checkbox"/> Non-Stocked,<br>Lead Time |
|   | 186808000   |             | 1001938        | Cornelius | AGITATOR 2 BLADE,<br>3.75"D, 312 PI +   | FOR MULTIPLEX<br>MODELS            | EA | PART           | <input checked="" type="checkbox"/> Non-Stocked,<br>Lead Time |
|   | 186871000   |             | 1001144        | Cornelius | CAP, PLUG,<br>390Int/394Ext<br>38Dp RED |                                    | EA | PART           | <input checked="" type="checkbox"/> Non-Stocked,<br>Lead Time |
|   | 187008000   |             | 1009057        | Cornelius | CAP, PLUG,<br>361Int/365Ext<br>38Dp RED |                                    | EA | PART           | <input checked="" type="checkbox"/> Non-Stocked,<br>Lead Time |
|    | 18715       |             | 1017348        | Cornelius | FRONT PANEL                             | FOR JT20 W/ SN #<br>315270 & ABOVE | EA | PART           | <input checked="" type="checkbox"/> Non-Stocked,<br>Lead Time |
|  | 187188000   |             | 1002515        | Cornelius | SCREW, SE, 08-32<br>Paph 08 Stzi        |                                    | EA | Hardware       | <input checked="" type="checkbox"/> Non-Stocked,<br>Lead Time |
|  | 18747       |             | 1010945        | Cornelius | DRIP TRAY<br>ASSEMBLY, WHITE,<br>LARGE  | FOR JS7 / JT20 /<br>JT30           | EA | Drip Tray      | <input checked="" type="checkbox"/> Non-Stocked,<br>Lead Time |
|  | 18747001    | 18747001    | 1007743        | Cornelius | DRIP TRAY                               | FOR JT20 / JT30                    | EA | Drip Tray      | <input type="checkbox"/>                                      |
|  | 18747002    | 18747002    | 1010405        | Cornelius | CUP REST                                | FOR JT20 / JT30                    | EA | Cup Rest       | <input type="checkbox"/>                                      |

| Picture   | Vendor Item | GIS Item    | Alternate Item | Vendor    | Item Description 01                               | Item Description 02                        | UM | Classification   | NS  |
|---|-------------|-------------|----------------|-----------|---|--|----|------------------|---|
|     | 187483000   | 187483000   | 1008100        | Cornelius | PUMP V CLAMP,<br>2"DIA, PUMP AND<br>MOTOR         | FOR ED300 /<br>UCCR40 /<br>VANGUARD /      | EA | Clamp or Tie     | <input type="checkbox"/>                                      |
|    | 187484000   |             | 1003458        | Cornelius | FITTING, A, BR,<br>1/4" x 3/8" MPT                |  | EA | Fitting, General | <input checked="" type="checkbox"/> Non-Stocked,<br>Lead Time |
|    | 187485000   |             | 1003825        | Cornelius | FITTING, L, BR, 1/4"<br>MPT x 1/4" MFL<br>STD     |  | EA | Fitting, General | <input checked="" type="checkbox"/> Non-Stocked,<br>Lead Time |
|     | 187502000   | 18-7502-000 | 1001762        | Cornelius | FITTING, L, 90-DEG,<br>BR, 3/8" MPT x<br>1/4" MFL | FOR VANTAGE /<br>IMPULSE                   | EA | Fitting, General | <input type="checkbox"/>                                      |
|    | 187638000   |             | 1009530        | Cornelius | COVER, TERM, 1/3<br>HP                            | FOR VANTAGE /<br>UNIVERSAL 750             | EA | PART             | <input checked="" type="checkbox"/> Non-Stocked,<br>Lead Time |
|     | 18778       |             | 1033315        | Cornelius | FAN 5-BLADE                                       | FOR JS7                                    | EA | Fan Blade        | <input type="checkbox"/>                                      |
|    | 187825000   | 18-7825-000 |                | Cornelius | BLADE AGITATOR<br>1-3/4"D (OBS)                   | SHOWS (28) IN<br>STOCK.                    | EA | PART             | <input type="checkbox"/>                                      |
|  | 187876000   | 18-7876-000 | 1003003        | Cornelius | TERMINAL BLOCK                                    | FOR<br>FLAVORFUSION /<br>IDC PRO / ABS 1.0 | EA | PART             | <input type="checkbox"/>                                      |
|   | 187918000   |             | 1003901        | Cornelius | CORD, SERVICE, 16-<br>3 5-15P, 106"               | FOR UNIVERSAL<br>750                       | EA | PART             | <input checked="" type="checkbox"/> Non-Stocked,<br>Lead Time |
|  | 187999000   |             | 1017369        | Cornelius | FITTING, STEM, SS,<br>174 FLOW<br>REGULATOR       |  | EA | Fitting, General | <input checked="" type="checkbox"/> Non-Stocked,<br>Lead Time |

| Picture  | Vendor Item | GIS Item    | Alternate Item | Vendor    | Item Description 01                      | Item Description 02                      | UM | Classification | NS                                  |                           |
|--|-------------|-------------|----------------|-----------|--|--|----|----------------|-------------------------------------|---------------------------|
|   | 188045000   |             | 1012975        | Cornelius | MEDALLION,<br>CORNELIUS, 2.578<br>LGFS   | FOR ALL ED / DROP-<br>INS / PR150 BC     | EA | Label          | <input checked="" type="checkbox"/> | Non-Stocked,<br>Lead Time |
|   | 18814       |             | 2566661        | Cornelius | STANDOFF, LEG<br>EXTENSION               | FOR EJ1                                  | EA | PART           | <input checked="" type="checkbox"/> | Non-Stocked,<br>Lead Time |
|   | 18815       |             | 1042967        | Cornelius | LEG, 2 1/2",<br>CHROME                   |  | EA | Leg Set        | <input checked="" type="checkbox"/> | Non-Stocked,<br>Lead Time |
|   | 18874       |             | 1009714        | Cornelius | MAGNET<br>ASSEMBLY,                      | FOR JT20 / JT30                          | EA | PART           | <input checked="" type="checkbox"/> | Non-Stocked,<br>Lead Time |
|   | 188950000   |             | 1000635        | Cornelius | FOOT, VYNYL                              |  | EA | Leg Set        | <input checked="" type="checkbox"/> | Non-Stocked,<br>Lead Time |
|   | 189578000   |             | 1004762        | Cornelius | SCREW, SE, 06-32<br>TrPh 08 StZi         | FOR VANGUARD /<br>UNIVERSAL 750          | EA | Hardware       | <input checked="" type="checkbox"/> | Non-Stocked,<br>Lead Time |
|  | 189723000   |             | 1010435        | Cornelius | GROMMET,<br>COMPRESSOR,<br>RUBBER        | FOR UCCR40 /<br>UCR40 /<br>VANGUARD 245/ | EA | PART           | <input checked="" type="checkbox"/> | Non-Stocked,<br>Lead Time |
|  | 189965088   | 18-9965-088 |                | Cornelius | MOTOR AGITATOR<br>& BRACKET 750<br>(OBS) | SHOWS (4) IN<br>STOCK.                   | EA | Motor          | <input type="checkbox"/>            |                           |
|  | 1900        | 1900        | 1003883        | Cornelius | UF1 VALVE BODY                           | FOR<br>UF1/UFB1/SFV1<br>VALVE            | EA | PART           | <input type="checkbox"/>            |                           |
|  | 1901        | 1901        | 1008098        | Cornelius | HEAD, UF1, VALVE<br>ASSEMBLY             | FOR<br>UF1/UFB1/SFV1<br>VALVE            | EA | PART           | <input type="checkbox"/>            |                           |

| Picture  | Vendor Item | GIS Item | Alternate Item | Vendor    | Item Description 01                         | Item Description 02                    | UM | Classification | NS                                  |
|--|-------------|----------|----------------|-----------|---|--|----|----------------|-------------------------------------|
|    | 1902        | 1902     | 1003872        | Cornelius | VALVE HEAD BODY,<br>UF1 OPTIFILL            | FOR<br>UF1/UFB1/SFV1<br>OPTIFILL VALVE | EA | PART           | <input type="checkbox"/>            |
|    | 1903        | 1003717  | 1003717        | Cornelius | PLATE, BOTTOM,<br>UF1                       | FOR<br>UF1/UFB1/SFV1<br>VALVE          | EA | PART           | <input type="checkbox"/>            |
|    | 1906        |          | 1007271        | Cornelius | BLOCK,<br>MOUNTING, UF1<br>VALVE            | FOR UFB1 / UF1<br>VALVE                | EA | PART           | <input checked="" type="checkbox"/> |
|    | 1907        | 1907     | 1008325        | Cornelius | BODY, FLOW<br>CONTROL UF-1 w/<br>O-Rings    | FOR UFB1 / UF1<br>VALVE                | EA | PART           | <input type="checkbox"/>            |
|    | 1909        |          | 1005319        | Cornelius | HOUSING, TOP,<br>FLOW CONTROL,<br>UF1 NYLON | FOR UFB1 / UF1<br>VALVE                | EA | PART           | <input checked="" type="checkbox"/> |
|    | 1911        | 1911     | 1009809        | Cornelius | UF1 BANJO<br>ACTUATOR ARM                   | FOR UFB1 / UF1<br>VALVE                | EA | PART           | <input type="checkbox"/>            |
|   | 1913        | 1913     | 1010662        | Cornelius | DIFFUSER UF1, MID<br>RANGE                  | FOR UFB1 / UF1 /<br>SFV1 VALVE         | EA | PART           | <input type="checkbox"/>            |
|  | 1916        |          | 1002235        | Cornelius | BAFFLE, WATER,<br>UF1                       | FOR UFB1 / UF1<br>VALVE                | EA | PART           | <input checked="" type="checkbox"/> |
|  | 1917        | 1917     | 1004153        | Cornelius | INNER NOZZLE UF1                            | FOR UFB1 / UF1 /<br>SFV1 VALVE         | EA | PART           | <input type="checkbox"/>            |
|  | 1918        | 1918     | 1010788        | Cornelius | SOLENOID PULL<br>24V UF1 (OBS)              | SHOWS (3) IN<br>STOCK AND ON<br>TRUCK. | EA | PART           | <input type="checkbox"/>            |

Non-Stocked,  
Lead Time

Non-Stocked,  
Lead Time

Non-Stocked,  
Lead Time

| Picture  | Vendor Item | GIS Item | Alternate Item | Vendor    | Item Description 01                    | Item Description 02                        | UM | Classification | NS                                  |
|--|-------------|----------|----------------|-----------|--|--|----|----------------|-------------------------------------|
|    | 1918-01     | 1918-01  | 2606247        | Cornelius | SOLENOID, PULL<br>24V 1Lb UF1          | FOR UFB1 / UF1 /<br>SFV1 VALVE             | EA | PART           | <input type="checkbox"/>            |
|    | 1919        | 1919     | 1010847        | Cornelius | BLOCK, MOUNTING<br>ASSEMBLY, UF-1      | FOR<br>UFB1/UF1/SFV1<br>VALVE / IMPULSE /  | EA | PART           | <input type="checkbox"/>            |
|    | 1921        |          | 1009706        | Cornelius | ADAPTER, TUBE,<br>BRIX, UF1            | FOR UF1 VALVE /<br>IDC255                  | EA | PART           | <input checked="" type="checkbox"/> |
|    | 1922        | 1922     | 1008682        | Cornelius | UF1 NOZZLE &<br>DIFFUSER<br>ASSEMBLY   | FOR UF1 / UFB1 /<br>SFV1 VALVE             | EA | PART           | <input type="checkbox"/>            |
|    | 1923        | 1923     | 1004024        | Cornelius | UF1 SWITCH /<br>HARNES, SELF-<br>SERVE | SWITCH AND LEAD<br>ASSEMBLY, SELF<br>SERVE | EA | Wire Harness   | <input type="checkbox"/>            |
|    | 1925        | 1925     |                | Cornelius | LEVER, UF1 OLD<br>STYLE (OBS)          | SHOWS (14) IN<br>STOCK.                    | EA | PART           | <input type="checkbox"/>            |
|   | 1929        | 1929     | 1007131        | Cornelius | RETAINER, BODY<br>FLOW CONTROL<br>UF1  | FOR UF1/UFB1<br>VALVE                      | EA | PART           | <input type="checkbox"/>            |
|  | 1930        |          | 1000434        | Cornelius | RETAINER, U-PIN,<br>FLOW CONTROL       | FOR UF1 / UFB1 /<br>SFV1 VALVE             | EA | PART           | <input checked="" type="checkbox"/> |
|  | 1931        | 1931     | 1005770        | Cornelius | RETURN SPRING,<br>UF1 BANJO            | FOR UF1 / UFB1 /<br>SFV1 VALVE             | EA | PART           | <input type="checkbox"/>            |
|  | 1933        |          | 1003409        | Cornelius | LEAD, PLUG, 03In<br>20Ga Amp 187       | FOR CB1522 /<br>CB1722 / CB2323 /<br>ED250 | EA | PART           | <input checked="" type="checkbox"/> |

Non-Stocked,  
Lead Time

Non-Stocked,  
Lead Time

Non-Stocked,  
Lead Time

| Picture   | Vendor Item | GIS Item | Alternate Item | Vendor    | Item Description 01                | Item Description 02                            | UM | Classification | NS                                  |
|---|-------------|----------|----------------|-----------|------------------------------------|--|----|----------------|-------------------------------------|
|    | 1934        |          | 1001775        | Cornelius | CYLINDER FLOW CONTROL, CERAMIC     | SLEEVE, 4.5 VALVE. FOR UF1 / UFB1 / SFV1 VALVE | EA | PART           | <input checked="" type="checkbox"/> |
|     | 1935        | 1935     | 1005000        | Cornelius | WATER LEVER - UF1 VALVE            | FOR IDC255 PFG / UF1 / UFB1 / SFV1 VALVE       | EA | PART           | <input type="checkbox"/>            |
|    | 1936        | 1936     |                | Cornelius | NOTCHED WATER PISTON UF1 (OBS)     | * REPLACED BY OEM # 560006006                  | EA | PART           | <input type="checkbox"/>            |
|    | 1937        | 1937     |                | Cornelius | PISTON SYR REG UF1 HIFL (OBS)      | SHOWS (3) IN STOCK.                            | EA | PART           | <input type="checkbox"/>            |
|    | 1940        |          | 1003186        | Cornelius | SPRING, FLOW CONTROL, 1.5-3 OZ/SEC | SPRING SLEEVE. FOR UF1 / UFB1 / SFV1 VALVE     | EA | PART           | <input checked="" type="checkbox"/> |
|    | 1943        |          | 1007833        | Cornelius | OVERLAY SWT PUSH, UF1              | FOR UF1 / UFB1 VALVE                           | EA | PART           | <input checked="" type="checkbox"/> |
|   | 1945        | 1945     | 1004041        | Cornelius | NOZZLE, OUTER MID/R UF1 BLACK      | FOR UF1 / UFB1 / SFV1 VALVE                    | EA | PART           | <input type="checkbox"/>            |
|   | 1947        | 1947     | 1004208        | Cornelius | UF1 VALVE INLET (BANJO)            | FOR UF1 / UFB1 / SFV1 VALVE                    | EA | PART           | <input type="checkbox"/>            |
|  | 1949        |          | 1007805        | Cornelius | HOUSING FLOW WASHER UF1            | FOR UF1 / UFB1 VALVE                           | EA | PART           | <input checked="" type="checkbox"/> |
|   | 1950        | 1950     | 1006226        | Cornelius | COVER, BACK, UF1, BLACK            | FOR UF1 / UFB1 / SFV1 VALVE                    | EA | PART           | <input type="checkbox"/>            |

Non-Stocked, Lead Time



Non-Stocked, Lead Time

Non-Stocked, Lead Time











Non-Stocked, Lead Time

| Picture   | Vendor Item | GIS Item | Alternate Item | Vendor    | Item Description 01                           | Item Description 02                            | UM | Classification   | NS                                  |
|---|-------------|----------|----------------|-----------|---|--|----|------------------|-------------------------------------|
|     | 1951        | 1951     | 1001812        | Cornelius | COVER, FRONT,<br>BLACK, UF-1<br>W/CUT OUT     | FOR UF1 / UFB1 /<br>SFV1 VALVE                 | EA | PART             | <input type="checkbox"/>            |
|    | 1954        | 1954     | 1001957        | Cornelius | FLOW CONTROL<br>MODULE UFB1                   | FOR UF1 / UFB1<br>VALVE                        | EA | PART             | <input type="checkbox"/>            |
|     | 1956        | 1956     | 1001716        | Cornelius | UF1 FRONT COVER,<br>BLACK                     | FOR UF1 / UFB1 /<br>SFV1 VALVE                 | EA | PART             | <input type="checkbox"/>            |
|     | 19578       | 19578    | 1005962        | Cornelius | H2009 KEY ONLY                                | FOR MILLENNIUM<br>II 4-6 / IMPULSE             | EA | PART             | <input type="checkbox"/>            |
|    | 19578002    |          | 1010361        | Cornelius | KEY, LOCKSWITCH,<br>CHICAGO, H2001            |  | EA | PART             | <input checked="" type="checkbox"/> |
|    | 1960        |          | 1002044        | Cornelius | VALVE, UF1, LEVER,<br>1.5 - 3 OZ W/O<br>BLOCK |  | EA | Beverage Valve   | <input checked="" type="checkbox"/> |
|   | 1962        |          | 1008358        | Cornelius | VALVE, UF1, LEVER,<br>3 - 4.5 OZ W/O<br>BLOCK |  | EA | Beverage Valve   | <input checked="" type="checkbox"/> |
|  | 1966        | 1966     | 1002018        | Cornelius | VALVE, UF1, PUSH<br>BUTTON, 1.5-3<br>L/BLK/C  | W/O BLOCK/COVER                                | EA | Beverage Valve   | <input type="checkbox"/>            |
|  | 19695001    | 19695001 | 1006421        | Cornelius | GUIDE ARMATURE<br>ASSEMBLY, GEV               | FOR QUEST E2-4 /<br>QUANTUM /<br>MILLENNIUM    | EA | PART             | <input type="checkbox"/>            |
|  | 1971        |          | 1009519        | Cornelius | FITTING, L , PL, 1/2"<br>Bb x 1/4" MPT        | FOR MILLEN II 4-6 /<br>OLYMPUS /<br>VANGUARD / | EA | Fitting, General | <input checked="" type="checkbox"/> |

Non-Stocked,  
Lead TimeNon-Stocked,  
Lead TimeNon-Stocked,  
Lead TimeNon-Stocked,  
Lead Time

| Picture   | Vendor Item | GIS Item    | Alternate Item | Vendor    | Item Description 01                  | Item Description 02                   | UM | Classification       | NS   |
|---|-------------|-------------|----------------|-----------|--------------------------------------|---------------------------------------|----|----------------------|--|
|    | 197222000   | 19-7222-000 | 1005897        | Cornelius | O-RING 239ID X 070CS 70Du Ey-P       | FOR UF1 / UFB1 / SF1 VALVE            | EA | O-Ring               | <input type="checkbox"/>                                   |
|    | 197359000   |             | 1008613        | Cornelius | CONTROL BOARD, LIQUID LEVEL, 230V    | FOR VANGUARD 245 / LR CARBONATORS     | EA | Control Board        | <input checked="" type="checkbox"/> Non-Stocked, Lead Time |
|     | 197461000   |             | 1017401        | Cornelius | RELAY, START COMPONENT, 220/240/50HZ | FOR ABS 1.0                           | EA | PART                 | <input checked="" type="checkbox"/> Non-Stocked, Lead Time |
|     | 1983        |             | 1010648        | Cornelius | CO2 SOLD OUT KIT, McDONALDS          |                                       | EA | PART                 | <input checked="" type="checkbox"/> Non-Stocked, Lead Time |
|    | 200468012   |             | 1004716        | Cornelius | SCREW, SM, 08 Ta TrPh 24 StZi        | FOR ABS 1.0/IMPULSE/VANTAGE/UNIVERSAL | EA | Hardware             | <input checked="" type="checkbox"/> Non-Stocked, Lead Time |
|    | 200498003   |             | 1007125        | Cornelius | HEX NUT, NO. 8-32                    | FOR ED300 / VANGUARD 245 / MULTIPLE   | EA | Hardware             | <input checked="" type="checkbox"/> Non-Stocked, Lead Time |
|   | 20409       |             | 2533262        | Cornelius | BOLT, 5/16-18 x 1.75"                |                                       | EA | Hardware             | <input checked="" type="checkbox"/> Non-Stocked, Lead Time |
|   | 2041        | 2041        |                | Cornelius | JUICE DECAL, VENTURE BACK (OBS)      | SHOWS (3) IN STOCK.                   | EA | Decal                | <input type="checkbox"/>                                   |
|   | 2049        | 2049        |                | Cornelius | MK9 CO2 DETECTOR SET 4A              |                                       | EA | Accessory (Beverage) | <input type="checkbox"/>                                   |
|  | 2072        |             | 1005126        | Cornelius | SCREW, TR, 10-32 PaPh 40 SS          |                                       | EA | Hardware             | <input checked="" type="checkbox"/> Non-Stocked, Lead Time |



| Picture   | Vendor Item | GIS Item | Alternate Item | Vendor    | Item Description 01                    | Item Description 02                       | UM | Classification    | NS                                  |                        |
|---|-------------|----------|----------------|-----------|--|---|----|-------------------|-------------------------------------|------------------------|
|    | 2107        |          | 1006013        | Cornelius | BULB, FLUORESCENT, 8", CIRCLINE, VNT   | FOR IMPULSE JUICE                         | EA | Bulb, Fluorescent | <input checked="" type="checkbox"/> | Non-Stocked, Lead Time |
|    | 21184       |          | 1006691        | Cornelius | FITTING, L, PL-PY, 1/2" Bb (2), GREY   |   | EA | Fitting, General  | <input checked="" type="checkbox"/> | Non-Stocked, Lead Time |
|    | 21247013    |          | 1003048        | Cornelius | FITTING, A, BR, 3/8" MPT X 3/8" FL     | FOR ED300 / FF / IDC PRO 255 / IDC2XX     | EA | Fitting, General  | <input checked="" type="checkbox"/> | Non-Stocked, Lead Time |
|     | 21491       | 21491    | 1008383        | Cornelius | GATE SLIDE, FOR DF/EDXXX               | (PART OF THE HOPPER ASSEMBLY)             | EA | PART              | <input type="checkbox"/>            |                        |
|    | 21515       | 21515    | 1003464        | Cornelius | DEPRESSOR LEVER                        | FOR D45 / D90 / DB150                     | EA | PART              | <input type="checkbox"/>            |                        |
|     | 21517       | 21517    | 1001167        | Cornelius | AGITATOR ASSEMBLY                      | FOR D45                                   | EA | PART              | <input type="checkbox"/>            |                        |
|    | 21592       | 21592    | 1009884        | Cornelius | PIN, SOLENOID, LINKAGE                 | FOR D45 / D90 / DB150 / DB200 / TJ2XX/300 | EA | Hardware          | <input type="checkbox"/>            |                        |
|  | 21610       | 21610    | 1001450        | Cornelius | HARNESS, WIRE, FFV COVER, SWT-SOLENOID | FOR FFV VALVE                             | EA | Wire Harness      | <input type="checkbox"/>            |                        |
|  | 21632       |          | 1013023        | Cornelius | SCREW, MACHINE, 04-40 Rd 24 StZi       | FOR CB2323                                | EA | Hardware          | <input checked="" type="checkbox"/> | Non-Stocked, Lead Time |
|  | 21633       |          | 1017486        | Cornelius | NUT, HEX, StZi 04-40                   | FOR CB2323 / CB3023                       | EA | Hardware          | <input checked="" type="checkbox"/> | Non-Stocked, Lead Time |

| Picture   | Vendor Item | GIS Item | Alternate Item | Vendor    | Item Description 01                | Item Description 02             | UM | Classification | NS                                  |
|---|-------------|----------|----------------|-----------|------------------------------------|---------------------------------|----|----------------|-------------------------------------|
|    | 2168        | 2168     | 1007928        | Cornelius | PLUNGER SOLENOID AC UF1            | FOR UF1/UFB1 VALVE              | EA | PART           | <input type="checkbox"/>            |
|    | 21697       |          | 1007781        | Cornelius | THERMOSTAT, BIN                    |                                 | EA | Bin Thermostat | <input checked="" type="checkbox"/> |
|     | 2181076     | 2181076  |                | Cornelius | WHIRLPOOL EVAP 18" (OBS)           | SHOWS (1) IN STOCK.             | EA | Evaporator     | <input type="checkbox"/>            |
|     | 2185679     | 2185679  | 1010007        | Cornelius | THERMOSTAT, BIN (OBS)              | SHOWS (2) IN STOCK.             | EA | Bin Thermostat | <input type="checkbox"/>            |
|     | 2185865W    |          | 1004962        | Cornelius | DOOR HANDLE                        | FOR ACS50SL                     | EA | PART           | <input checked="" type="checkbox"/> |
|     | 2190685     | 2190685  |                | Cornelius | FAN BLADE, 4-PETALS (OBS)          | SHOWS (1) IN STOCK. FOR ACS50SL | EA | Fan Blade      | <input type="checkbox"/>            |
|   | 21924       | 21924    | 1008519        | Cornelius | FLOAT VALVE                        | FOR IACS227                     | EA | PART           | <input type="checkbox"/>            |
|   | 220096822   |          | 1033508        | Cornelius | PROBE, LEVEL W/ CABLE, TRITON      |                                 | EA | Probe          | <input checked="" type="checkbox"/> |
|  | 220106891   |          | 2567264        | Cornelius | CLIP, ELECTRODE, ICE BANK          |                                 | EA | PART           | <input checked="" type="checkbox"/> |
|  | 22070000    | 22070    | 1010301        | Cornelius | HARNESS, WIRE, SWITCH, BOBBIN, SEV | W/O WATER OPTION. FOR FFV VALVE | EA | Wire Harness   | <input type="checkbox"/>            |

Non-Stocked, Lead Time

Non-Stocked, Lead Time

Non-Stocked, Lead Time

Non-Stocked, Lead Time

| Picture   | Vendor Item | GIS Item | Alternate Item | Vendor    | Item Description 01                     | Item Description 02                     | UM | Classification   | NS                                  |
|---|-------------|----------|----------------|-----------|---|---|----|------------------|-------------------------------------|
|     | 2211        | 2211     | 1010601        | Cornelius | SWITCH, PRESSURE CONTROL, WATER         | FOR APPEX / ENERGIZE / CB2323           | EA | PART             | <input type="checkbox"/>            |
|     | 22111       | 22111    |                | Cornelius | ROSSTEMP GRID WIRE (OBS)                | SHOWS (10) IN STOCK.                    | EA | PART             | <input type="checkbox"/>            |
|    | 2212        |          | 1003955        | Cornelius | FITTING, L, 360-DEG, SS, JUICE, 1/4" Bb |   | EA | Fitting, General | <input checked="" type="checkbox"/> |
|     | 22127       |          | 1004582        | Cornelius | BRACKET, MOUNTING, S BEAM, LH           | FOR ED150-8V "K" STYLE LID KITS         | EA | PART             | <input checked="" type="checkbox"/> |
|     | 22354       | 22354    |                | Cornelius | PANEL, UPPER, FRONT, SS (OBS)           | SHOWS (1) IN STOCK.                     | EA | PART             | <input type="checkbox"/>            |
|    | 22396004    |          | 1006360        | Cornelius | NOZZLE, VALVE, SEV, SABRE               | FOR SABRE SEV VALVE                     | EA | PART             | <input checked="" type="checkbox"/> |
|    | 2243        | 2243     |                | Cornelius | CIRCUIT BOARD, DECADE (OBS)             | SHOWS (1) IN STOCK.                     | EA | Control Board    | <input type="checkbox"/>            |
|  | 22483       |          | 1003056        | Cornelius | CHUTE ASSEMBLY, ICE DROP                | FOR DB150 / TJ45 / TJ90                 | EA | PART             | <input checked="" type="checkbox"/> |
|   | 22644       | 22644    | 1009560        | Cornelius | DEPRESSOR RETAINER, 2230AK6             | FOR DB150 / DB200 / DB275 / TJ45 / TJ90 | EA | PART             | <input type="checkbox"/>            |
|   | 22935       |          | 1000834        | Cornelius | GASKET, NEOPRENE, .25 X .62, GRAY       |   | EA | PART             | <input checked="" type="checkbox"/> |

Non-Stocked, Lead Time

Non-Stocked, Lead Time

Non-Stocked, Lead Time

Non-Stocked, Lead Time

Non-Stocked, Lead Time

| Picture | Vendor Item | GIS Item | Alternate Item | Vendor    | Item Description 01                   | Item Description 02             | UM | Classification | NS                                  |
|---------|-------------|----------|----------------|-----------|---------------------------------------|---------------------------------|----|----------------|-------------------------------------|
|         | 2300        | 2300     | 1002085        | Cornelius | UF-1 FAST FLOW, LEVER 1.5-3 OZ (OBS)  | * REPLACED BY OEM # 561000156   | EA | Beverage Valve | <input type="checkbox"/>            |
|         | 2304        | 2304     | 1006492        | Cornelius | UF-1 VALVE, PUSH BUTTON, 1.5-3 Oz     | COMPLETE: WITH BLOCK AND COVERS | EA | Beverage Valve | <input type="checkbox"/>            |
|         | 2306        | 2306     | 1008698        | Cornelius | UF-1 VALVE, OPTIFILL, 1.5-3 Oz        | COMPLETE: WITH BLOCK AND COVERS | EA | Beverage Valve | <input type="checkbox"/>            |
|         | 23062       |          | 1004898        | Cornelius | FOAM SHEILD 2230AK6                   | FOR D45                         | EA | PART           | <input checked="" type="checkbox"/> |
|         | 2307        | 2307     | 1008700        | Cornelius | UF-1 VALVE, PORTION CONTROL, 1.5-3 Oz | COMPLETE: WITH BLOCK AND COVERS | EA | Beverage Valve | <input type="checkbox"/>            |
|         | 23082       | 23082    |                | Cornelius | HOT GAS VALVE AC700 (OBS)             | SHOWS (1) IN STOCK.             | EA | Hot Gas Valve  | <input type="checkbox"/>            |
|         | 23103000    | 23103    | 1006002        | Cornelius | HARNESS, WIRE, HOUSING, FFV           |                                 | EA | Wire Harness   | <input type="checkbox"/>            |
|         | 2312        |          | 1010810        | Cornelius | VALVE, UF1, PORTION CONTROL, 1.5-3 Oz | W/O BLOCK / COVER               | EA | Beverage Valve | <input checked="" type="checkbox"/> |
|         | 2313741     |          | 2501629        | Cornelius | VALVE, INLET, ELECTRICAL              | FOR ACS50                       | EA | PART           | <input checked="" type="checkbox"/> |
|         | 2315        |          | 1008630        | Cornelius | VALVE, UF1, OPTIFILL, 1.5 - 3 OZ      | W/O BLOCK / COVER               | EA | Beverage Valve | <input checked="" type="checkbox"/> |

Non-Stocked, Lead Time

Non-Stocked, Lead Time

Non-Stocked, Lead Time

Non-Stocked, Lead Time

| Picture   | Vendor Item | GIS Item    | Alternate Item | Vendor    | Item Description 01                   | Item Description 02                   | UM | Classification | NS                                  |                           |
|---|-------------|-------------|----------------|-----------|---------------------------------------|---------------------------------------|----|----------------|-------------------------------------|---------------------------|
|    | 2318        |             | 1007018        | Cornelius | SCREW, TT, 06-19<br>PAPH 24 SS        | FOR UF1 / UFB1 /<br>SFV1 VALVE        | EA | Hardware       | <input checked="" type="checkbox"/> | Non-Stocked,<br>Lead Time |
|    | 23210       |             | 1009874        | Cornelius | HINGE, DOOR, LH                       | FOR B530 / B842 /<br>B1048            | EA | PART           | <input checked="" type="checkbox"/> | Non-Stocked,<br>Lead Time |
|    | 23211       |             | 1005485        | Cornelius | HINGE, DOOR, RH                       | FOR B530 / B842 /<br>B1048            | EA | PART           | <input checked="" type="checkbox"/> | Non-Stocked,<br>Lead Time |
|     | 2325        | 2325        | 1010888        | Cornelius | UF1 SELF-SERVE<br>MODULE              |                                       | EA | PART           | <input type="checkbox"/>            |                           |
|    | 23302000    |             | 1008320        | Cornelius | LOCK SWITCH KIT, 2<br>KEYS - NO. 2009 |                                       | EA | PART           | <input checked="" type="checkbox"/> | Non-Stocked,<br>Lead Time |
|     | 2353        | 32-5458-000 | 1002079        | Cornelius | BODY BEATER, FCB<br>V3+ / V4, POSTMIX | FOR FCB V4-2 / FCB<br>V4-4            | EA | PART           | <input type="checkbox"/>            |                           |
|   | 2356        |             | 1011026        | Cornelius | BLOCK, VALVE,<br>NYLON                | FOR FCB V3+ / V4                      | EA | PART           | <input checked="" type="checkbox"/> | Non-Stocked,<br>Lead Time |
|  | 2358        | 2358        | 1001561        | Cornelius | BEATER BAR PIN,                       | FOR VIPER 2-3-4 /<br>FCB V4           | EA | PART           | <input type="checkbox"/>            |                           |
|  | 2360        | 2360        | 1001789        | Cornelius | O-RING, 1.86 ID<br>139cs 50du Ey-P    | FOR FCB V4-2 / FCB<br>V4-4            | EA | O-Ring         | <input type="checkbox"/>            |                           |
|  | 2361        |             | 1003875        | Cornelius | SHAFT, PIVOT,<br>FACEPLATE, FCB       | FOR VIPER 2-3-4 /<br>FCB V4 / FCB V3+ | EA | PART           | <input checked="" type="checkbox"/> | Non-Stocked,<br>Lead Time |

| Picture   | Vendor Item | GIS Item | Alternate Item | Vendor    | Item Description 01                   | Item Description 02                   | UM | Classification | NS                                  |
|---|-------------|----------|----------------|-----------|---------------------------------------|---------------------------------------|----|----------------|-------------------------------------|
|    | 23746000    | 23746    | 1002962        | Cornelius | SPRING, LEVER, 316 SS                 | FOR FFV VALVE                         | EA | PART           | <input type="checkbox"/>            |
|    | 23746001    |          | 1000099        | Cornelius | SPRING, LEVER                         | FOR FFV VALVE                         | EA | PART           | <input checked="" type="checkbox"/> |
|    | 2392        | 2392     | 1001743        | Cornelius | BUSHING SPLIT FLANGE .501ID NYLON     | FOR VIPER 2-3-4 / PINNACLE / FCB V4   | EA | PART           | <input type="checkbox"/>            |
|    | 24012       | 24012    |                | Cornelius | PANEL ASSEMBLY, LOWER SS 6 (OBS)      | SHOWS (2) IN STOCK.                   | EA | PART           | <input type="checkbox"/>            |
|    | 2421        |          | 1017683        | Cornelius | LABEL, WATER BOOSTER BLADDER PRESSURE | 35 PSI +/- 5 PSI (3.74 +/- 0.34 BARS) | EA | Label          | <input checked="" type="checkbox"/> |
|    | 24232001    |          | 1004589        | Cornelius | SCREW, SM, 10 Tb Trph 16 SS           |                                       | EA | Hardware       | <input checked="" type="checkbox"/> |
|    | 2425        |          | 1010814        | Cornelius | HOUSING, ELEC, UF1 L / DRAIN HOLE     | FOR UF1 VALVE                         | EA | PART           | <input checked="" type="checkbox"/> |
|  | 2457        |          | 1005509        | Cornelius | LEVER, VALVE, SF1, PUSH HERE          | FOR SF1 VALVE                         | EA | PART           | <input checked="" type="checkbox"/> |
|  | 2463        | 2463     | 1002061        | Cornelius | BEARING SHAFT .625 ID W/SET SCREWS    | FOR FCB V4-2 / FCB V4-4               | EA | PART           | <input type="checkbox"/>            |
|  | 2486        | 2486     | 1002015        | Cornelius | WATER SOLENOID ASSEMBLY V3+           | FOR FCB V3+/FCB V4-#                  | EA | PART           | <input type="checkbox"/>            |

Non-Stocked, Lead Time

Non-Stocked, Lead Time

Non-Stocked, Lead Time

Non-Stocked, Lead Time

Non-Stocked, Lead Time

| Picture   | Vendor Item | GIS Item    | Alternate Item | Vendor    | Item Description 01                          | Item Description 02                                | UM | Classification | NS                                  |
|---|-------------|-------------|----------------|-----------|--|--|----|----------------|-------------------------------------|
|     | 2487        | 2487        | 1010863        | Cornelius | FLOW CTRL,<br>SOLENOID<br>ASSEMBLY, SYRUP    | FOR<br>ED150/175/2XX/30<br>0 / FCB V4-X / FB       | EA | PART           | <input type="checkbox"/>            |
|    | 252458039   |             | 1006238        | Cornelius | VALVE, PREMIX,<br>SQUEEZE, BLACK             |  | EA | PART           | <input checked="" type="checkbox"/> |
|    | 252458100   | 25-2458-100 | 1000014        | Cornelius | VALVE, PREMIX,<br>SQUEEZE,<br>GENERAL, BLACK |  | EA | PART           | <input type="checkbox"/>            |
|    | 252462139   | 25-2462-139 | 1000018        | Cornelius | SELF-CLOSING<br>PREMIX VALVE                 | Valve Premix Self<br>Closing Long Shank<br>General | EA | PART           | <input type="checkbox"/>            |
|    | 252539139   | 25-2539-139 | 1004427        | Cornelius | SELF-CLOSING<br>PREMIX VALVE                 | Valve Premix Self<br>Closing Yoke Shank<br>General | EA | PART           | <input type="checkbox"/>            |
|     | 25335       |             | 1007751        | Cornelius | CAPACITOR, START,<br>230V/50-60HZ            | FOR<br>WCC700/1000/200<br>0 / IAC522/530 /         | EA | PART           | <input checked="" type="checkbox"/> |
|   | 25356       |             | 1017724        | Cornelius | SLEEVE, COMP.<br>MOUNT .44od<br>X.88lg FS    | FOR ABS 1.0  | EA | PART           | <input checked="" type="checkbox"/> |
|   | 2549174     |             | 2549174        | Cornelius | KIT, TUBE, WTR IN<br>W/ VENTED CHK<br>VALVE  | FOR LR<br>CARBONATORS                              | EA | PART           | <input checked="" type="checkbox"/> |
|   | 2560302     | 2560302     | 2560302        | Cornelius | CAPACITOR KIT,<br>SERVICE, 60HZ              | FOR VIPER  | EA | PART           | <input type="checkbox"/>            |
|  | 25715       |             | 1008931        | Cornelius | BRACKET, LAMP                                |  | EA | PART           | <input checked="" type="checkbox"/> |

Non-Stocked,  
Lead Time

Non-Stocked,  
Lead Time

Non-Stocked,  
Lead Time

Non-Stocked,  
Lead Time

Non-Stocked,  
Lead Time

| Picture  | Vendor Item | GIS Item | Alternate Item | Vendor    | Item Description 01                         | Item Description 02              | UM | Classification                | NS                                  |
|--|-------------|----------|----------------|-----------|---|----------------------------------|----|-------------------------------|-------------------------------------|
|   | 2583        | 2583     | 1008007        | Cornelius | RETAINING RING,<br>1.67od X 068thkk         | FOR FCB V4-2 / FCB<br>V4-4       | EA | Hardware                      | <input type="checkbox"/>            |
|    | 2598        | 2598     |                | Cornelius | PROBE ASSEMBLY,<br>VANTAGE (OBS)            | SHOWS (9) IN<br>STOCK.           | EA | PART                          | <input type="checkbox"/>            |
|   | 260137M     | 260137M  | 2505680        | Cornelius | CARB WATER COIL                             | FOR UCCR40 /<br>UCR40            | EA | Coil                          | <input type="checkbox"/>            |
|   | 26015100    |          | 1012599        | Cornelius | TUBING, BUNDLE,<br>14-LINE, 12-3/82-<br>1/2 | 100 FT COIL                      | EA | Tubing,<br>Beverage<br>Bundle | <input checked="" type="checkbox"/> |
|   | 2602        |          | 1007689        | Cornelius | DRIER, 1.4", 3,<br>DUAL, 254 ID,<br>R134A   | FOR ABS 1.0 /<br>VANGUARD 245    | EA | PART                          | <input checked="" type="checkbox"/> |
|    | 260337      | 260337   | 1017815        | Cornelius | WATER COIL,<br>PRECHILL                     | FOR UCCR40 /<br>UCR40            | EA | Coil                          | <input type="checkbox"/>            |
|   | 260970      | 260970   | 1012549        | Cornelius | COMPRESSOR,<br>1/3HP, UCC40 (OBS)           | * REPLACED BY<br>OEM # 629097698 | EA | Compressor                    | <input type="checkbox"/>            |
|  | 2616525     |          | 2616525        | Cornelius | SEAL KIT, BLUE, 10-<br>PACK                 | FOR VIPER E2-3-4                 | EA | PART                          | <input checked="" type="checkbox"/> |
|  | 2617123     |          | 2617123        | Cornelius | CHILD CUP<br>DISPENSER KIT                  | FOR ABS 2.0                      | EA | PART                          | <input checked="" type="checkbox"/> |
|  | 2617124     |          | 2617124        | Cornelius | SMALL CUP<br>DISPENSER KIT                  | FOR ABS 2.0                      | EA | PART                          | <input checked="" type="checkbox"/> |

Non-Stocked,  
Lead Time

Non-Stocked,  
Lead Time










Non-Stocked,  
Lead Time


Non-Stocked,  
Lead Time

Non-Stocked,  
Lead Time



| Picture  | Vendor Item | GIS Item | Alternate Item | Vendor    | Item Description 01                | Item Description 02 | UM | Classification | NS                                  |                        |
|--|-------------|----------|----------------|-----------|------------------------------------|---------------------|----|----------------|-------------------------------------|------------------------|
|    | 2617127     |          | 2617127        | Cornelius | LARGE CUP DISPENSER KIT            | FOR ABS 2.0         | EA | PART           | <input checked="" type="checkbox"/> | Non-Stocked, Lead Time |
|   | 2617130     |          | 2617130        | Cornelius | ICE CHUTE ASSEMBLY KIT             | FOR ABS 2.0         | EA | PART           | <input checked="" type="checkbox"/> | Non-Stocked, Lead Time |
|    | 2617132     |          | 2617132        | Cornelius | CO2 MANIFOLD KIT                   | FOR ABS 2.0         | EA | PART           | <input checked="" type="checkbox"/> | Non-Stocked, Lead Time |
|   | 2617640     |          | 2617640        | Cornelius | KIT, COVER, LAST CUP SENSOR        | FOR ABS 2.0         | EA | PART           | <input checked="" type="checkbox"/> | Non-Stocked, Lead Time |
|    | 2617641     |          | 2617641        | Cornelius | INDEX SENSOR KIT                   | FOR ABS 2.0         | EA | PART           | <input checked="" type="checkbox"/> | Non-Stocked, Lead Time |
|    | 2617642     |          | 2617642        | Cornelius | KIT, SENSOR, LAST CUP              | FOR ABS 2.0         | EA | PART           | <input checked="" type="checkbox"/> | Non-Stocked, Lead Time |
|   | 2617757     |          | 2617757        | Cornelius | NOZZLE KIT, DIFFUSER, SEAL         | FOR ABS 2.0         | EA | PART           | <input checked="" type="checkbox"/> | Non-Stocked, Lead Time |
|  | 2617856     |          | 2617856        | Cornelius | GRABBER PADS KIT                   | FOR ABS 2.0         | EA | PART           | <input checked="" type="checkbox"/> | Non-Stocked, Lead Time |
|  | 2617957     | CCIVK-6  | 2617957        | Cornelius | COKE ILLUMINATED 6-VALVE COVER KIT |                     | EA | PART           | <input type="checkbox"/>            |                        |
|  | 2617958     | CCIVK-8  | 2617958        | Cornelius | COKE ILLUMINATED 8-VALVE COVER KIT |                     | EA | PART           | <input type="checkbox"/>            |                        |

| Picture  | Vendor Item | GIS Item | Alternate Item | Vendor    | Item Description 01                 | Item Description 02 | UM | Classification | NS                                  |                        |
|--|-------------|----------|----------------|-----------|-------------------------------------|---------------------|----|----------------|-------------------------------------|------------------------|
|    | 2617959     | CCIVK-10 | 2617959        | Cornelius | COKE ILLUMINATED 10-VALVE COVER KIT |                     | EA | PART           | <input type="checkbox"/>            |                        |
|    | 2617960     | CCIVK-12 | 2617960        | Cornelius | COKE ILLUMINATED 12-VALVE COVER KIT |                     | EA | PART           | <input type="checkbox"/>            |                        |
|    | 2618026     |          | 2618026        | Cornelius | CHIMNEY KIT                         | FOR ABS 2.0         | EA | PART           | <input checked="" type="checkbox"/> | Non-Stocked, Lead Time |
|    | 2618027     |          | 2618027        | Cornelius | CONVEYOR COVER KIT                  | FOR ABS 2.0         | EA | PART           | <input checked="" type="checkbox"/> | Non-Stocked, Lead Time |
|    | 2618028     |          | 2618028        | Cornelius | CONVEYOR CUP HOLDER KIT             | FOR ABS 2.0         | EA | PART           | <input checked="" type="checkbox"/> | Non-Stocked, Lead Time |
|    | 2618030     |          | 2618030        | Cornelius | AGITATOR KIT                        | FOR ABS 2.0         | EA | PART           | <input checked="" type="checkbox"/> | Non-Stocked, Lead Time |
|   | 2618031     |          | 2618031        | Cornelius | MANUAL FILL LID KIT                 | FOR ABS 2.0         | EA | Lid            | <input checked="" type="checkbox"/> | Non-Stocked, Lead Time |
|  | 2618087     |          | 2618087        | Cornelius | LARGE CUP REFILL KIT                | FOR ABS 2.0         | EA | PART           | <input checked="" type="checkbox"/> | Non-Stocked, Lead Time |
|  | 2618089     |          | 2618089        | Cornelius | CHILD CUP REFILL KIT                | FOR ABS 2.0         | EA | PART           | <input checked="" type="checkbox"/> | Non-Stocked, Lead Time |
|  | 2618092     |          | 2618092        | Cornelius | MEDIUM/SMALL CUP REFILL KIT         | FOR ABS 2.0         | EA | PART           | <input checked="" type="checkbox"/> | Non-Stocked, Lead Time |











| Picture   | Vendor Item | GIS Item | Alternate Item | Vendor    | Item Description 01                        | Item Description 02                         | UM | Classification        | NS                                  |                           |
|---|-------------|----------|----------------|-----------|--|---|----|-----------------------|-------------------------------------|---------------------------|
|           | 2618199     |          | 2618199        | Cornelius | CUP REST KIT                               | FOR ABS 2.0                                 | EA | PART                  | <input checked="" type="checkbox"/> | Non-Stocked,<br>Lead Time |
|           | 2618201     |          | 2618201        | Cornelius | ENCODER BOARD<br>KIT                       | FOR ABS 2.0                                 | EA | PART                  | <input checked="" type="checkbox"/> | Non-Stocked,<br>Lead Time |
|           | 2619408     | 2619408  | 2619408        | Cornelius | KIT, AGITATOR, 2-<br>PC, TOP/BOTTOM        | FOR IDC2XX / FF /<br>IDCPRO / IDC255<br>PFG | EA | PART                  | <input type="checkbox"/>            |                           |
|           | 2619732     |          | 2619732        | Cornelius | DISPENSER KIT,<br>CLEAR CUP, 16-20<br>OZ   | FOR ABS 2.0                                 | EA | PART                  | <input checked="" type="checkbox"/> | Non-Stocked,<br>Lead Time |
|           | 2620479     |          | 2620479        | Cornelius | CIRCUIT BOARD<br>MOTION CONTROL<br>KIT     | FOR ABS 2.0                                 | EA | Control Board         | <input checked="" type="checkbox"/> | Non-Stocked,<br>Lead Time |
|           | 2621685     |          | 2621685        | Cornelius | REGULATOR<br>GUARD KIT, DUAL               |   | EA | Accessory,<br>General | <input checked="" type="checkbox"/> | Non-Stocked,<br>Lead Time |
|          | 2623515     | 2623515  | 2623515        | Cornelius | FAN MOTOR KIT<br>W/ CAPACITOR              | FOR VIPER E2-3-4                            | EA | Motor                 | <input type="checkbox"/>            |                           |
|         | 2635        |          | 1017883        | Cornelius | PISTON SYRUP<br>REGULATOR<br>CERAMIC, CONV | FOR UF1 / UFB1<br>VALVE                     | EA | PART                  | <input checked="" type="checkbox"/> | Non-Stocked,<br>Lead Time |
|         | 2636        |          | 1002891        | Cornelius | CORE ACCESS<br>VALVE                       | FOR VIPER E2-3-4                            | EA | PART                  | <input checked="" type="checkbox"/> | Non-Stocked,<br>Lead Time |
|  | 2649        |          | 1001171        | Cornelius | FITTING, CAP, JG,<br>1/4" TU               |   | EA | Fitting, General      | <input checked="" type="checkbox"/> | Non-Stocked,<br>Lead Time |

| Picture   | Vendor Item | GIS Item    | Alternate Item | Vendor    | Item Description 01                    | Item Description 02                 | UM | Classification | NS                                  |                           |
|---|-------------|-------------|----------------|-----------|--|-------------------------------------|----|----------------|-------------------------------------|---------------------------|
|     | 2654        |             | 1009019        | Cornelius | CORD, POWER, 16-3 5-15, 118"           | FOR IMPULSE / VANTAGE               | EA | PART           | <input checked="" type="checkbox"/> | Non-Stocked,<br>Lead Time |
|     | 2702        | 30-9911-022 |                | Cornelius | BOARD CIRCUIT ACCFL TOP (OBS)          | SHOWS (2) IN STOCK.                 | EA | Control Board  | <input type="checkbox"/>            |                           |
|    | 27103       |             | 1004820        | Cornelius | BOLT, HEX, MACHINE, 1/4-20 Hx 16 Sspa  | FOR IMDXXX-15-30-90                 | EA | Hardware       | <input checked="" type="checkbox"/> | Non-Stocked,<br>Lead Time |
|     | 27107       | 27107       | 1005680        | Cornelius | RETAINER, ICE LEVER                    | FOR ED150/175/200/250/300/DF2XX     | EA | PART           | <input type="checkbox"/>            |                           |
|     | 27177       |             | 1010397        | Cornelius | CONDENSER, WATER COOLED, WCC-WCF       | FOR WCF-WCC2000W                    | EA | Condenser      | <input checked="" type="checkbox"/> | Non-Stocked,<br>Lead Time |
|     | 27183       | 27183       |                | Cornelius | FAN BLADE (OBS)                        | SHOWS (1) IN STOCK.                 | EA | PART           | <input type="checkbox"/>            |                           |
|    | 27215       | 27215       | 1010709        | Cornelius | FRAME, DRIP-TRAY                       | FOR DB150                           | EA | PART           | <input type="checkbox"/>            |                           |
|   | 27301100    |             | 1007483        | Cornelius | SWITCH, MOM, RKR, 10A/125V/1/2HP       | FOR ED250 / CB2323                  | EA | PART           | <input checked="" type="checkbox"/> | Non-Stocked,<br>Lead Time |
|  | 2731        | 2731        | 1003921        | Cornelius | O-RING, .671 ID 139cs 60du Ey-P        | FOR FCB V4-2 / FCB V4-4             | EA | O-Ring         | <input type="checkbox"/>            |                           |
|   | 2738        | 2738        | 1003298        | Cornelius | BRACKET, DRIP TRAY, LEFT SIDE, FCB-OC2 | FOR FCB V4-2 / FCB V4-4 / FCB (OC2) | EA | PART           | <input type="checkbox"/>            |                           |

| Picture   | Vendor Item | GIS Item    | Alternate Item | Vendor    | Item Description 01            | Item Description 02    | UM | Classification | NS                                  |
|---|-------------|-------------|----------------|-----------|--------------------------------|------------------------|----|----------------|-------------------------------------|
|    | 274207000   | 27-4207-000 | 1006384        | Cornelius | QUICK DISCONNECT PINLOCK (OBS) | SHOWS (12) IN STOCK.   | EA | PART           | <input type="checkbox"/>            |
|    | 274208000   | 27-4208-000 | 1010828        | Cornelius | QUICK DISCON PIN-LOCK (OBS)    | SHOWS (15) IN STOCK.   | EA | PART           | <input type="checkbox"/>            |
|    | 274211000   | 27-4211-000 | 1010831        | Cornelius | QUICK DISCONNECT PINLOCK (OBS) | SHOWS (13) IN STOCK.   | EA | PART           | <input type="checkbox"/>            |
|    | 274212000   | 27-4212-000 | 1010834        | Cornelius | QUICK DISCON PIN-LOCK (OBS)    | SHOWS (3) IN STOCK.    | EA | PART           | <input type="checkbox"/>            |
|     | 274242040   | 27-4242-040 | 1004255        | Cornelius | QUICK DISCONNECT BALL (OBS)    | SHOWS (2) IN STOCK.    | EA | PART           | <input type="checkbox"/>            |
|     | 274243039   | 27-4243-039 | 1010877        | Cornelius | QUICK DISCONNECT BALL (OBS)    | SHOWS (2) IN STOCK.    | EA | PART           | <input type="checkbox"/>            |
|   | 274244000   | 27-4244-000 |                | Cornelius | QUICK DISCONNECT PINLOCK (OBS) | SHOWS (9) IN STOCK.    | EA | PART           | <input type="checkbox"/>            |
|  | 2770        |             | 1000403        | Cornelius | CAPACITOR, VALVE, .22Mfd       | FOR CB2323 (WENDY'S)   | EA | PART           | <input checked="" type="checkbox"/> |
|  | 2776        |             | 1001731        | Cornelius | PANEL, BACK, FCB2F S-STL V3+   | FOR FCB V4-2 / FCB V3+ | EA | PART           | <input checked="" type="checkbox"/> |
|  | 28024       | 28024       |                | Cornelius | COIL, HOT GAS VALVE (OBS)      | SHOWS (1) IN STOCK.    | EA | Hot Gas Valve  | <input type="checkbox"/>            |

Non-Stocked, Lead Time

Non-Stocked, Lead Time

| Picture   | Vendor Item | GIS Item    | Alternate Item | Vendor    | Item Description 01                      | Item Description 02                 | UM | Classification | NS                                  |
|---|-------------|-------------|----------------|-----------|--|-------------------------------------|----|----------------|-------------------------------------|
|    | 280401020   |             | 1012512        | Cornelius | TANK, PRODUCT W/ COVER, 5-GAL BALL LOCK  |                                     | EA | PART           | <input checked="" type="checkbox"/> |
|     | 28172       |             | 1009092        | Cornelius | MOUNTING PLATE, SOLENOID                 | (PART OF THE THE SOLENOID ASSEMBLY) | EA | PART           | <input checked="" type="checkbox"/> |
|     | 28173       |             | 1013108        | Cornelius | ARM, GATE LIFT                           | (PART OF THE THE SOLENOID ASSEMBLY) | EA | PART           | <input checked="" type="checkbox"/> |
|    | 2818        | 32-1514-000 | 1004200        | Cornelius | CAGED O-RING FCB-PINNACLE, MOTORMAN      | FOR VIPER 2-3-4 / PINNACLE / FCB V4 | EA | PART           | <input type="checkbox"/>            |
|    | 283012111   | 28-3012-111 | 1004286        | Cornelius | REGULATOR, CO2, S, 1 PRESS, 1 PROD, 100# |                                     | EA | Regulator      | <input type="checkbox"/>            |
|     | 283012122   | 28-3012-122 | 1008642        | Cornelius | REGULATOR, CO2, S, 2-PRESS, 2-PROD       | 100# (2)                            | EA | Regulator      | <input type="checkbox"/>            |
|   | 283013126   | 28-3013-126 | 1008625        | Cornelius | REGULATOR, CO2, S, 2 PRESS, 4/5/6 PROD   | 30#                                 | EA | Regulator      | <input type="checkbox"/>            |
|  | 283046111   |             | 1001903        | Cornelius | REGULATOR, CO2, S, 1x30 1-1/4FI          |                                     | EA | Regulator      | <input checked="" type="checkbox"/> |
|  | 283102911   |             | 1010379        | Cornelius | REGULATOR, N2, P, 1x100 1-3/8 Air        | NITROGEN, PRIMARY                   | EA | Regulator      | <input checked="" type="checkbox"/> |
|   | 283125111   | 28-3125-111 | 1008641        | Cornelius | REGULATOR, CO2, P, 1 PRESS, 1 PROD, 100# |                                     | EA | Regulator      | <input type="checkbox"/>            |



Non-Stocked, Lead Time

Non-Stocked, Lead Time

Non-Stocked, Lead Time

Non-Stocked, Lead Time

Non-Stocked, Lead Time

| Picture   | Vendor Item | GIS Item    | Alternate Item | Vendor    | Item Description 01                          | Item Description 02          | UM | Classification | NS                                  |
|---|-------------|-------------|----------------|-----------|--|------------------------------|----|----------------|-------------------------------------|
|    | 283125115   | 28-3125-115 | 1006423        | Cornelius | REGULATOR, CO2, P, 1 PRESS, 4/5 PROD, 100#   |                              | EA | Regulator      | <input type="checkbox"/>            |
|     | 283125126   | 28-3125-126 | 1008651        | Cornelius | REGULATOR, CO2, P, 2 PRESS, 4/5/6 PROD, 100# |                              | EA | Regulator      | <input type="checkbox"/>            |
|    | 283125215   | 28-3125-215 | 1001480        | Cornelius | REGULATOR, CO2, P, 1 PRESS, 4/5 PROD, 100#   |                              | EA | Regulator      | <input type="checkbox"/>            |
|     | 283125226   | 28-3125-226 |                | Cornelius | REGULATOR, CO2, 2 PRESS, 4/5/6 PROD          | PREMIX                       | EA | Regulator      | <input type="checkbox"/>            |
|     | 283133111   | 28-3133-111 | 1008517        | Cornelius | REGULATOR, CO2, P, 160# HP X 130PSI          |                              | EA | Regulator      | <input type="checkbox"/>            |
|    | 283170911   |             | 1008653        | Cornelius | REGULATOR, CO2, P, 1x60 1-3/8 Air            |                              | EA | Regulator      | <input checked="" type="checkbox"/> |
|   | 283176111   |             | 1001759        | Cornelius | REGULATOR, CO2, P, 1x30 1-1/4FI              |                              | EA | Regulator      | <input checked="" type="checkbox"/> |
|  | 283181111   |             | 1010641        | Cornelius | REGULATOR, CO2, P, 1x160 1-1/4FI             |                              | EA | Regulator      | <input checked="" type="checkbox"/> |
|   | 283186111   | 28-3186-111 | 1002086        | Cornelius | REGULATOR, CO2, P, 1 PRESS, 1 PROD, 160#     | Primary CO2 Regulator, 1Px1P | EA | Regulator      | <input type="checkbox"/>            |
|  | 283186115   | 28-3186-115 | 1004145        | Cornelius | REGULATOR, CO2, P, 1x160, 5-1/4FI            |                              | EA | Regulator      | <input type="checkbox"/>            |

Non-Stocked, Lead Time

Non-Stocked, Lead Time

Non-Stocked, Lead Time

| Picture | Vendor Item | GIS Item    | Alternate Item | Vendor    | Item Description 01                      | Item Description 02                 | UM | Classification | NS                                  |
|---------|-------------|-------------|----------------|-----------|--|-------------------------------------|----|----------------|-------------------------------------|
|         | 283186122   | 28-3186-122 | 1002062        | Cornelius | REGULATOR, CO2, P, 2-PRESS, 2 PROD, 160# |                                     | EA | Regulator      | <input type="checkbox"/>            |
|         | 283186126   | 28-3186-126 | 1004135        | Cornelius | REGULATOR, CO2, P, 2 PRESS, 4/5/6 PROD   | 160# (2)                            | EA | Regulator      | <input type="checkbox"/>            |
|         | 28619       |             | 1003022        | Cornelius | GASKET, DRAIN, RUBBER, 1" ID X 2.75" OD  |                                     | EA | PART           | <input checked="" type="checkbox"/> |
|         | 28756.0000  | 28756.0000  |                | Cornelius | COUPLING QD BULKHEAD (OBS)               | SHOWS (1) IN STOCK.                 | EA | PART           | <input type="checkbox"/>            |
|         | 28917001    |             | 1006232        | Cornelius | DISFFUSER ASSEMBLY, SYRUP TUBE SMFT      | FOR FFV VALVE                       | EA | PART           | <input checked="" type="checkbox"/> |
|         | 29303R      |             | 1009526        | Cornelius | PLATE, MOTOR MOUNTING                    | FOR ED150/175/300 / ABS 1.0 / IP150 | EA | PART           | <input checked="" type="checkbox"/> |
|         | 29304       |             | 1009063        | Cornelius | BRACKET, MOUNTING, MOTOR                 | FOR ABS 1.0 / DF-ED150              | EA | PART           | <input checked="" type="checkbox"/> |
|         | 29317       | 29317       |                | Cornelius | 1 FL MANIFOLD ED300 (OBS)                | SHOWS (1) ON A TRUCK.               | EA | PART           | <input type="checkbox"/>            |
|         | 2944        |             | 1000661        | Cornelius | BRACKET, FAN MOTOR, FCB OC2              | FOR ABS 1.0 / VANGUARD 245          | EA | PART           | <input checked="" type="checkbox"/> |
|         | 29483       |             | 1003322        | Cornelius | COVER, REAR                              | FOR ED300                           | EA | PART           | <input checked="" type="checkbox"/> |

Non-Stocked, Lead Time

Non-Stocked, Lead Time

Non-Stocked, Lead Time

Non-Stocked, Lead Time

Non-Stocked, Lead Time

Non-Stocked, Lead Time



| Picture   | Vendor Item | GIS Item | Alternate Item | Vendor    | Item Description 01                  | Item Description 02               | UM | Classification | NS                                  |                        |
|---|-------------|----------|----------------|-----------|--------------------------------------|-----------------------------------|----|----------------|-------------------------------------|------------------------|
|     | 29493       |          | 1009132        | Cornelius | BRACKET, MOTOR MOUNTING              | FOR ED300                         | EA | PART           | <input checked="" type="checkbox"/> | Non-Stocked, Lead Time |
|     | 29541R      | 29541R   | 1000529        | Cornelius | MOTOR MTG PLATE,                     | FOR DF-ED2XX / CARMA 250          | EA | PART           | <input type="checkbox"/>            |                        |
|     | 29555       |          | 1013127        | Cornelius | PANEL, BACK COVER                    | FOR DF-ED2XX / CARMA 250          | EA | PART           | <input checked="" type="checkbox"/> | Non-Stocked, Lead Time |
|     | 29588       |          | 1018048        | Cornelius | BOX, ELECTRIC, 230/50                | FOR ED200 50HZ                    | EA | PART           | <input checked="" type="checkbox"/> | Non-Stocked, Lead Time |
|     | 29623       |          | 2617350        | Cornelius | PANEL, LOWER, Z-UNIT, DF150 R00      | FOR DF150                         | EA | Splash Panel   | <input checked="" type="checkbox"/> | Non-Stocked, Lead Time |
|    | 29664       |          | 1010049        | Cornelius | LEVER ACTUATOR ASSY, PUSH FOR ICE    | FOR ED300                         | EA | PART           | <input checked="" type="checkbox"/> | Non-Stocked, Lead Time |
|     | 29693       |          | 2617318        | Cornelius | STIFFENER, LOWER PANEL               |                                   | EA | PART           | <input checked="" type="checkbox"/> | Non-Stocked, Lead Time |
|   | 29694       | 29694    | 1010633        | Cornelius | AGITATOR ASSEMBLY                    | FOR DF-ED2XX / CARMA 250          | EA | PART           | <input type="checkbox"/>            |                        |
|  | 29797       | 29797    |                | Cornelius | ROSS TEMP WATER PUMP (OBS)           | SHOWS (1) IN STOCK.               | EA | Water Pump     | <input type="checkbox"/>            |                        |
|   | 2991        | 2991     | 1001811        | Cornelius | VALVE, CHECK, DUAL 3/8" MPT X 5/8-18 | FOR VANGUARD 245 / LR CARBONATORS | EA | PART           | <input type="checkbox"/>            |                        |

| Picture   | Vendor Item | GIS Item    | Alternate Item | Vendor    | Item Description 01                         | Item Description 02      | UM | Classification       | NS                                  |                        |
|---|-------------|-------------|----------------|-----------|---|--------------------------|----|----------------------|-------------------------------------|------------------------|
|    | 300086012   |             | 1002649        | Cornelius | PANEL, VALVE, PLBBD, 2-FLAVOR               | FOR TEA TOWER 2-FLAVOR   | EA | Valve Panel          | <input checked="" type="checkbox"/> | Non-Stocked, Lead Time |
|    | 300200000   |             | 1004273        | Cornelius | 13.3 CLAMP, STEPLESS, OETIKER               | FOR ABS 1.0 / IDC255 PFG | EA | Clamp or Tie         | <input checked="" type="checkbox"/> | Non-Stocked, Lead Time |
|     | 300202012   | 30-0202-012 | 1006380        | Cornelius | BIB INSTALLATION KIT (8-12 PRODUCT)         | Kit Install BIB 4-12 FI  | EA | Accessory (Beverage) | <input type="checkbox"/>            |                        |
|     | 300433722   | 30-0433-722 | 1001702        | Cornelius | DECAL, BACK, PEPSI                          | FOR VENTURE              | EA | Decal                | <input type="checkbox"/>            |                        |
|    | 300488000   | 30-0488-000 | 1008583        | Cornelius | PROCON PUMP, 240GPH, WATER, BRASS           |                          | EA | Water Pump           | <input type="checkbox"/>            |                        |
|    | 3006        |             | 1031109        | Cornelius | FITTING, STEM, SS, 1/4" Bb x1/4" FI NUT Std |                          | EA | Fitting, General     | <input checked="" type="checkbox"/> | Non-Stocked, Lead Time |
|    | 300836000   |             | 1007925        | Cornelius | BALLAST, CIRCLIN, 22W, 120/60               | FOR IMPULSE              | EA | PART                 | <input checked="" type="checkbox"/> | Non-Stocked, Lead Time |
|  | 300894000   |             | 1010638        | Cornelius | TANK, SURGE, 100 PSI                        |                          | EA | PART                 | <input checked="" type="checkbox"/> | Non-Stocked, Lead Time |
|  | 300933000   |             | 1006165        | Cornelius | TUBE ASSEMBLY, HIGH PRESSURE                |                          | EA | PART                 | <input checked="" type="checkbox"/> | Non-Stocked, Lead Time |
|   | 301097000   | 30-1097-000 |                | Cornelius | TEMP SENSOR (OBS)                           | SHOWS (6) IN STOCK.      | EA | PART                 | <input type="checkbox"/>            |                        |

| Picture  | Vendor Item | GIS Item    | Alternate Item | Vendor    | Item Description 01                    | Item Description 02                          | UM | Classification | NS   |
|--|-------------|-------------|----------------|-----------|--|--|----|----------------|--|
|   | 3035        | 3035        | 1010854        | Cornelius | PROBE LEVEL CONTROL                    | FOR CORNELIUS LR CARBONATORS                 | EA | Probe          | <input type="checkbox"/>                                   |
|    | 3041        |             | 1001386        | Cornelius | TUBE, WATER IN                         | FOR CORNELIUS LR CARBONATORS                 | EA | PART           | <input checked="" type="checkbox"/> Non-Stocked, Lead Time |
|    | 3049        |             | 1001797        | Cornelius | REGULATOR, CO2, S, 2x60/1x100 FCB OC2  | FOR FCB (OC2)                                | EA | Regulator      | <input checked="" type="checkbox"/> Non-Stocked, Lead Time |
|   | 30724       |             | 1008223        | Cornelius | LEG, 4", NON-ADJUSTABLE (Nsu)          |  | EA | Leg Set        | <input checked="" type="checkbox"/> Non-Stocked, Lead Time |
|    | 3073        |             | 1008354        | Cornelius | BODY, VALVE, SF1 RETRO-FIT             | FOR SF1 VALVE                                | EA | PART           | <input checked="" type="checkbox"/> Non-Stocked, Lead Time |
|    | 3074        | 31-7966-027 | 1006469        | Cornelius | BODY, VALVE, SF1                       | FOR SF1 VALVE                                | EA | PART           | <input type="checkbox"/>                                   |
|   | 3077        | 31-8166-027 | 1001931        | Cornelius | SF1 STRIPPED MOUNTING BLOCK            | FOR SF1 VALVE                                | EA | PART           | <input type="checkbox"/>                                   |
|  | 30774       | 30774       | 1010431        | Cornelius | CAPACITOR, MOTOR, 8.5MFD, 120V         | FOR DF-ED1XX / ED300 / ABS 1.0 / IP150       | EA | PART           | <input type="checkbox"/>                                   |
|  | 30794       | 30794       | 1005701        | Cornelius | HEATER, AGIT MOTOR, 120V/60HZ          | (Please order spring 70341 with this Heater) | EA | PART           | <input type="checkbox"/>                                   |
|  | 308912000   | 30-8912-000 | 1008371        | Cornelius | MOTOR, AGITATOR, 25W, 240/60, 1550 RPM | FOR AURORA / VANGUARD 245                    | EA | Motor          | <input type="checkbox"/>                                   |

| Picture  | Vendor Item | GIS Item    | Alternate Item | Vendor    | Item Description 01                | Item Description 02               | UM | Classification   | NS                                  |                        |
|--|-------------|-------------|----------------|-----------|------------------------------------|-----------------------------------|----|------------------|-------------------------------------|------------------------|
|    | 308929000   |             | 1044892        | Cornelius | TIE, CABLE, NYLON, 26"             |                                   | EA | Clamp or Tie     | <input checked="" type="checkbox"/> | Non-Stocked, Lead Time |
|    | 30894       | 30894       |                | Cornelius | SWITCH RED BUTTON (OBS)            | SHOWS (7) IN STOCK AND ON TRUCKS. | EA | PART             | <input type="checkbox"/>            |                        |
|    | 30895       |             | 1016029        | Cornelius | DISPENSE / ACTUATOR SWITCH         | FOR ED150-175 / ED300             | EA | PART             | <input checked="" type="checkbox"/> | Non-Stocked, Lead Time |
|    | 308973000   |             | 1006270        | Cornelius | REG, FLOW, MUL, 5-PORT             | FOR CORNELIUS DECADE MODEL        | EA | PART             | <input checked="" type="checkbox"/> | Non-Stocked, Lead Time |
|    | 309029000   |             | 1009462        | Cornelius | SCREW, MACHINE, 10-32 PaPh 14 StZi |                                   | EA | Hardware         | <input checked="" type="checkbox"/> | Non-Stocked, Lead Time |
|    | 309067000   | 30-9067-000 | 1007176        | Cornelius | FITTING, L, PL, 3/8" MPT X 1/4" Bb |                                   | EA | Fitting, General | <input type="checkbox"/>            |                        |
|   | 309101000   | 30-9101-000 |                | Cornelius | SENSOR REPL KIT AUR (OBS)          | SHOWS (2) IN STOCK.               | EA | PART             | <input type="checkbox"/>            |                        |
|  | 309133000   | 30-9133-000 |                | Cornelius | KIT REPAIR SENSOR (OBS)            | SHOWS (12) IN STOCK.              | EA | PART             | <input type="checkbox"/>            |                        |
|  | 309139000   | 30-9139-000 |                | Cornelius | KIT BOARD ADAPT AURORA (OBS)       | SHOWS (2) IN STOCK.               | EA | Control Board    | <input type="checkbox"/>            |                        |
|  | 309338012   |             | 1003414        | Cornelius | CLIP, LARGE, SENSOR                | FOR FCB V4                        | EA | PART             | <input checked="" type="checkbox"/> | Non-Stocked, Lead Time |

| Picture   | Vendor Item | GIS Item    | Alternate Item | Vendor    | Item Description 01                         | Item Description 02                                   | UM | Classification | NS                                  |
|---|-------------|-------------|----------------|-----------|---|---|----|----------------|-------------------------------------|
|     | 309349000   | 30-9349-000 |                | Cornelius | PUMP SYRUP,<br>ELECTRIC, VISTA<br>(OBS)     | * REPLACED BY<br>OEM # 8005-912-<br>290 (3150)        | EA | Motor          | <input type="checkbox"/>            |
|     | 309473000   | 30-9473-000 | 1010384        | Cornelius | 24V CONTACTOR,<br>60HZ, DPDT BUTN,<br>RELAY | FOR PINNACLE 2-4                                      | EA | PART           | <input type="checkbox"/>            |
|     | 309483000   | 30-9483-000 |                | Cornelius | AURORA CIRCUIT<br>BOARD (OBS)               | SHOWS (1) IN<br>STOCK.                                | EA | Control Board  | <input type="checkbox"/>            |
|     | 30960       |             | 1013163        | Cornelius | TERMINAL BOARD,<br>120V                     | FOR DF-ED2XX /<br>CARMA 250                           | EA | PART           | <input checked="" type="checkbox"/> |
|    | 309633213   |             | 1010228        | Cornelius | BUTTON INSERT<br>"G", CONV /<br>SLIMLINE    |   | EA | PART           | <input checked="" type="checkbox"/> |
|     | 309645000   | 30-9645-000 | 1001452        | Cornelius | ROCKER SWITCH<br>SPST ON/OFF 20A            | FOR ABS 1.0/<br>VANTAGE/<br>VANGUARD/                 | EA | PART           | <input type="checkbox"/>            |
|   | 309807000   | 30-9807-000 |                | Cornelius | FLOW WASHER .75<br>GPM (OBS)                | SHOWS (39) IN<br>STOCK.                               | EA | PART           | <input type="checkbox"/>            |
|  | 309842000   | 30-9842-000 | 1006116        | Cornelius | ACORN NUT BrMi<br>10-32 9/32                |   | EA | Hardware       | <input type="checkbox"/>            |
|  | 309853000   | 31-1937-000 | 1010685        | Cornelius | 15.7 DOUBLE EAR<br>TAB CLAMP,<br>STEPLESS   | FOR IDC215 /<br>IDC255 / IDC255<br>PFG / PINNACLE 2-4 | EA | Clamp or Tie   | <input type="checkbox"/>            |
|  | 309859000   | 30-9859-000 |                | Cornelius | LEVER, ACCUFILL<br>(OBS)                    | SHOWS (7) IN<br>STOCK.                                | EA | PART           | <input type="checkbox"/>            |

Non-Stocked,  
Lead Time











Non-Stocked,  
Lead Time







| Picture   | Vendor Item | GIS Item    | Alternate Item | Vendor    | Item Description 01                        | Item Description 02                  | UM | Classification | NS                                  |
|---|-------------|-------------|----------------|-----------|--|--------------------------------------|----|----------------|-------------------------------------|
|    | 309898000   |             | 1009745        | Cornelius | TERMINAL BLOCK,<br>12 SPADE                | FOR WCC1401A /<br>VANGUARD 245       | EA | PART           | <input checked="" type="checkbox"/> |
|     | 309941000   | 30-9941-000 | 1006419        | Cornelius | SF1 SELF-SERVE<br>SWITCH (OBS)             | SHOWS (31) IN<br>STOCK.              | EA | PART           | <input type="checkbox"/>            |
|    | 30995       |             | 1018223        | Cornelius | POWER CORD                                 | FOR DF2XX /<br>IDC2XX / CARMA<br>250 | EA | PART           | <input checked="" type="checkbox"/> |
|    | 309959000   | 30-9959-000 |                | Cornelius | 2FL NOZZLE (OBS)                           | SHOWS (2) IN<br>STOCK.               | EA | PART           | <input type="checkbox"/>            |
|    | 309960013   | 30-9960-013 |                | Cornelius | LEVER VALVE<br>SABRE (OBS)                 | SHOWS (17) IN<br>STOCK.              | EA | PART           | <input type="checkbox"/>            |
|    | 309991000   | 30-9991-000 | 1003451        | Cornelius | KNOB ADJUSTING<br>FLOW                     | FOR PINNACLE 2-4<br>/ FCB V4         | EA | PART           | <input type="checkbox"/>            |
|   | 309995010   |             | 1005476        | Cornelius | BAFFLE, VALVE, CC-<br>1                    |                                      | EA | PART           | <input checked="" type="checkbox"/> |
|  | 31007       | 31007       | 1008230        | Cornelius | SWITCH BOOT 1/2<br>INCH                    | FOR DF-<br>ED150/175/2XX/IP1<br>50   | EA | PART           | <input type="checkbox"/>            |
|  | 310150000   | 31-0150-000 | 1008592        | Cornelius | WATER<br>REGULATOR,<br>PRESSURE            | FOR CORNELIUS LR<br>CARBONATORS      | EA | PART           | <input type="checkbox"/>            |
|  | 310154000   | 31-0154-000 | 1004203        | Cornelius | AGITATOR MOTOR,<br>25W, 120/60,<br>1550RPM | FOR UNIVERSAL<br>1550 BEER           | EA | Motor          | <input type="checkbox"/>            |

Non-Stocked,  
Lead Time

Non-Stocked,  
Lead Time

Non-Stocked,  
Lead Time

| Picture   | Vendor Item | GIS Item    | Alternate Item | Vendor    | Item Description 01                      | Item Description 02               | UM | Classification   | NS                                  |                           |
|---|-------------|-------------|----------------|-----------|--|-----------------------------------|----|------------------|-------------------------------------|---------------------------|
|    | 310156000   |             | 1003006        | Cornelius | FITTING, A, BR,<br>1/4" MPT X 3/8" FF    |                                   | EA | Fitting, General | <input checked="" type="checkbox"/> | Non-Stocked,<br>Lead Time |
|     | 310198133   | 31-0198-133 |                | Cornelius | REGULATOR,<br>FLOW, SYRUP (OBS)          | SHOWS (33) IN<br>STOCK.           | EA | PART             | <input type="checkbox"/>            |                           |
|     | 310363000   |             | 1000261        | Cornelius | MARKER, EZ,<br>WATER                     |                                   | EA | Line Label       | <input checked="" type="checkbox"/> | Non-Stocked,<br>Lead Time |
|     | 310364000   |             | 1006873        | Cornelius | MARKER, EZ, CO2                          |                                   | EA | Line Label       | <input checked="" type="checkbox"/> | Non-Stocked,<br>Lead Time |
|    | 310461000   |             | 1006921        | Cornelius | SCREW, TR, 08-32<br>PAPH 12 STZI         | FOR ABS 1.0                       | EA | Hardware         | <input checked="" type="checkbox"/> | Non-Stocked,<br>Lead Time |
|    | 310480011   | 31-0480-011 | 1010808        | Cornelius | PISTON SYRUP<br>REGULATOR,<br>CERAMIC    | FOR PINNACLE 2-4<br>/ FCB V4      | EA | PART             | <input type="checkbox"/>            |                           |
|   | 310482000   | 31-0482-000 | 1010055        | Cornelius | SPRING SYRUP REG<br>460 OD               | FOR PINNACLE 2-4<br>/ FCB V4      | EA | PART             | <input type="checkbox"/>            |                           |
|  | 310632051   |             | 1004052        | Cornelius | SCREW,<br>ADJUSTMENT,<br>SYRUP AND WATER | REG, HEX. FOR UF1<br>/ UFB1 VALVE | EA | PART             | <input checked="" type="checkbox"/> | Non-Stocked,<br>Lead Time |
|  | 310754011   | 31-0754-011 | 1004192        | Cornelius | PISTON WATER<br>REG CER                  | FOR PINNACLE 2-4<br>/ FCB V4      | EA | PART             | <input type="checkbox"/>            |                           |
|  | 310757000   | 31-0757-000 |                | Cornelius | REGULATOR,<br>FLOW, WATER<br>(OBS)       | SHOWS (2) IN<br>STOCK.            | EA | PART             | <input type="checkbox"/>            |                           |

| Picture   | Vendor Item | GIS Item    | Alternate Item | Vendor    | Item Description 01                     | Item Description 02                            | UM | Classification        | NS                                  |
|---|-------------|-------------|----------------|-----------|---|--|----|-----------------------|-------------------------------------|
|    | 310788000   | 31-0788-000 | 1001387        | Cornelius | NIB SHORT SYRUP,<br>Valve Postmix Short |  | EA | PART                  | <input type="checkbox"/>            |
|    | 3108        |             | 1000829        | Cornelius | SCREW, TC, 10-32<br>Paph 32 Stzi 23     | FOR PINNACLE 2-4<br>/ FCB V4 2-4               | EA | Hardware              | <input checked="" type="checkbox"/> |
|     | 31093       | 31093       | 1008692        | Cornelius | SOLENOID<br>ASSEMBLY                    | FOR DB150/2XX /<br>TJ150 / TJ45 / TJ90         | EA | PART                  | <input type="checkbox"/>            |
|     | 31094       | 31094       | 1008462        | Cornelius | GATE SOLENOID                           | FOR DB150                                      | EA | PART                  | <input type="checkbox"/>            |
|    | 311035000   | 31-1035-000 | 1001693        | Cornelius | Y WATER STRAINER<br>(OBS)               | FOR PINNACLE 4.<br>SHOWS (15) IN<br>STOCK.     | EA | PART                  | <input type="checkbox"/>            |
|     | 31106-1     | 31106-1     | 1001787        | Cornelius | MOTOR KIT TJ45<br>(OBS)                 | * REPLACED BY<br>OEM # 629097027               | EA | Motor                 | <input type="checkbox"/>            |
|    | 31107       |             | 1005152        | Cornelius | TERMINAL BOARD,<br>220-240V             | FOR DF2XX /<br>ED1XX/2XX/300 /<br>IP150        | EA | PART                  | <input checked="" type="checkbox"/> |
|  | 311086000   | 31-1086-000 | 1001667        | Cornelius | O-RING 926ID X<br>070CS 65Du Ep/N       | FOR UF1 / UFB1 /<br>SFV1 VALVE                 | EA | O-Ring                | <input type="checkbox"/>            |
|  | 311100000   |             | 1010809        | Cornelius | CUP, BRIX,<br>PROPORT, 5:1 AND<br>5.5:1 |  | EA | Accessory,<br>General | <input checked="" type="checkbox"/> |
|  | 311242000   |             | 1010368        | Cornelius | NUT, SWIVEL, 5/8-<br>18 BrNi            | FOR FCB V4 /<br>VANGUARD /<br>PINNACLE 4 / FCB | EA | Fitting, General      | <input checked="" type="checkbox"/> |











Non-Stocked,  
Lead Time

Non-Stocked,  
Lead Time

Non-Stocked,  
Lead Time

Non-Stocked,  
Lead Time



| Picture   | Vendor Item | GIS Item    | Alternate Item | Vendor    | Item Description 01                      | Item Description 02                   | UM | Classification   | NS                                  |                        |
|---|-------------|-------------|----------------|-----------|--|---------------------------------------|----|------------------|-------------------------------------|------------------------|
|    | 311263000   |             | 1009840        | Cornelius | CAP, PLUG, 5/8" D MALE THREAD, RED       |                                       | EA | PART             | <input checked="" type="checkbox"/> | Non-Stocked, Lead Time |
|    | 311284000   | 31-1284-000 | 1007953        | Cornelius | FITTING, A, BR, 3/8" MPT X 1/4" FPT      | BUSH                                  | EA | Fitting, General | <input type="checkbox"/>            |                        |
|    | 3113        |             | 1000860        | Cornelius | FAN BLADE, 5-PETAL, 10"D Cw 37al 1"Bc    | FOR ABS 1.0 / VANGUARD 245            | EA | PART             | <input checked="" type="checkbox"/> | Non-Stocked, Lead Time |
|    | 311304000   |             | 1006403        | Cornelius | GASKET 3/8" FLARE                        | FOR LR CARBONATORS / ABS 1.0 / VAN245 | EA | PART             | <input checked="" type="checkbox"/> | Non-Stocked, Lead Time |
|    | 311344000   |             | 1006036        | Cornelius | FITTING, STEM, SS, 1/2" Bb X 5/8" FI Nut |                                       | EA | Fitting, General | <input checked="" type="checkbox"/> | Non-Stocked, Lead Time |
|     | 311355000   | 31-1355-000 | 1010871        | Cornelius | VALVE INLET                              | FOR PINNACLE 2-4 / FCB V4 2-4         | EA | PART             | <input type="checkbox"/>            |                        |
|    | 311400000   | 31-1400-000 | 1006335        | Cornelius | BRASS PUMP WATER 100 GPH, 130 PSI        |                                       | EA | Water Pump       | <input type="checkbox"/>            |                        |
|  | 311412000   |             | 1001481        | Cornelius | FITTING, A, SS, 3/8" MPT x 3/8" MFI      |                                       | EA | Fitting, General | <input checked="" type="checkbox"/> | Non-Stocked, Lead Time |
|  | 311437000   |             | 1007842        | Cornelius | FITTING, A, BR, 1/4" MFL x 3/8" MPT      | FOR CORNELIUS LR CARBONATORS          | EA | Fitting, General | <input checked="" type="checkbox"/> | Non-Stocked, Lead Time |
|  | 311527000   | 31-1527-000 | 1008396        | Cornelius | 8.7-505R CLAMP, STEPLESS, OETIKER        | (CHECK VALVE TO TUBE)                 | EA | Clamp or Tie     | <input type="checkbox"/>            |                        |











| Picture   | Vendor Item   | GIS Item    | Alternate Item | Vendor    | Item Description 01                     | Item Description 02                 | UM | Classification   | NS                                  |
|---|---------------|-------------|----------------|-----------|---|-------------------------------------|----|------------------|-------------------------------------|
|    | 311601000     | 31-1601-000 | 1001353        | Cornelius | PUMP, WATER, 25 GPH, SS                 |                                     | EA | Water Pump       | <input type="checkbox"/>            |
|     | 31161807-0003 |             | 2619367        | Cornelius | WASHER, FLAT, A08-0188-0500-040-SS      |                                     | EA | Hardware         | <input checked="" type="checkbox"/> |
|     | 31163         | 31163       |                | Cornelius | SWITCH BOOT 3/4 INCH (OBS)              | * REPLACED BY OEM # 31007           | EA | PART             | <input type="checkbox"/>            |
|    | 311738000     |             | 1010188        | Cornelius | FITTING, L, BR, 1/4" MPT x 3/8" MFL Std |                                     | EA | Fitting, General | <input checked="" type="checkbox"/> |
|    | 311741000     |             | 1004794        | Cornelius | FITTING, A, SS, 1/4" Bb                 | FOR FCB V4 2-4 / FCB (OC2)          | EA | Fitting, General | <input checked="" type="checkbox"/> |
|     | 311764001     | 31-1764-001 | 1006392        | Cornelius | SINGLE CHECK VALVE, SS                  | FOR FCB V4-2 / FCB V4-4 / FCB (OC2) | EA | PART             | <input type="checkbox"/>            |
|    | 311765001     | 31-1765-001 | 1006458        | Cornelius | DOUBLE CHECK VALVE                      | FOR FCB V4-2 / FCB V4-4             | EA | PART             | <input type="checkbox"/>            |
|   | 311777000     | 31-1777-000 |                | Cornelius | CLIP REUSE 1/4 SHAFT (OBS)              | SHOWS (24) IN STOCK.                | EA | Hardware         | <input type="checkbox"/>            |
|  | 311806000     |             | 1009148        | Cornelius | BEARING, NYLON 250                      |                                     | EA | PART             | <input checked="" type="checkbox"/> |
|  | 311821000     | 31-1821-000 | 1005719        | Cornelius | FITTING, A, PL, 1/4" MFL x 3/8" FFL     | MOLDED REDUCER                      | EA | Fitting, General | <input type="checkbox"/>            |

Non-Stocked, Lead Time

Non-Stocked, Lead Time

Non-Stocked, Lead Time

Non-Stocked, Lead Time

| Picture   | Vendor Item | GIS Item    | Alternate Item | Vendor    | Item Description 01                            | Item Description 02                       | UM | Classification   | NS                                  |                        |
|---|-------------|-------------|----------------|-----------|--|---|----|------------------|-------------------------------------|------------------------|
|    | 311844047   |             | 1002298        | Cornelius | FITTING, A, PL, 1/4" MFL x 3/8" MFL            | FOR VANGUARD                              | EA | Fitting, General | <input checked="" type="checkbox"/> | Non-Stocked, Lead Time |
|    | 311908000   |             | 1010707        | Cornelius | 11.3 CLAMP, STEPLESS, OETIKER                  | USED ON MANY CORNELIUS MODELS             | EA | Clamp or Tie     | <input checked="" type="checkbox"/> | Non-Stocked, Lead Time |
|    | 311995000   |             | 1030347        | Cornelius | CONNECTOR, ELECTRICAL WIRE A-O                 |   | EA | PART             | <input checked="" type="checkbox"/> | Non-Stocked, Lead Time |
|    | 312062000   |             | 1005738        | Cornelius | FITTING, A, BR, 1/4" MPT x 3/8" MFL            | FOR FCB V4 2-4 / FCB (OC2)                | EA | Fitting, General | <input checked="" type="checkbox"/> | Non-Stocked, Lead Time |
|    | 312196000   |             | 1002584        | Cornelius | SPRING, BALL, CHECK VALVE                      | FOR FCB V4 2-4 / FCB (OC2)                | EA | PART             | <input checked="" type="checkbox"/> | Non-Stocked, Lead Time |
|     | 312210000   |             | 1005277        | Cornelius | DOME, KINGSTON                                 |   | EA | PART             | <input checked="" type="checkbox"/> | Non-Stocked, Lead Time |
|   | 312251000   |             | 1005345        | Cornelius | SCREW, TR, 10-24 Paph 12 Stzi                  | FOR PINNACLE 2-4 / FOR FCB V4 / FCB (OC2) | EA | Hardware         | <input checked="" type="checkbox"/> | Non-Stocked, Lead Time |
|  | 312414000   | 31-2414-000 | 1003933        | Cornelius | O-RING, UF-1 BACK BLOCK, 426ID 070CS 70Du Ey-P | FOR UF1 / UFB1 / SFV1 VALVE               | EA | O-Ring           | <input type="checkbox"/>            |                        |
|  | 312415000   |             | 1000336        | Cornelius | WASHER, FLAT, 300 500 024 SSPa                 | FOR FCB V4 2-4                            | EA | Hardware         | <input checked="" type="checkbox"/> | Non-Stocked, Lead Time |
|  | 312418000   | 31-2418-000 | 1010108        | Cornelius | QUAD-RING 239ID X 070CS 70du Ep                | FOR FCB V4-2 / FCB V4-4                   | EA | O-Ring           | <input type="checkbox"/>            |                        |

| Picture  | Vendor Item | GIS Item    | Alternate Item | Vendor    | Item Description 01                   | Item Description 02                        | UM | Classification    | NS                                  |                        |
|--|-------------|-------------|----------------|-----------|---------------------------------------|--|----|-------------------|-------------------------------------|------------------------|
|   | 312452039   | 31-2452-039 |                | Cornelius | BLACK NOZZLE, O/S (CORN.) (OBS)       | SHOWS (87) IN STOCK.                       | EA | PART              | <input type="checkbox"/>            |                        |
|    | 3127        |             | 1007073        | Cornelius | OVERLOAD, 120V, 60HZ                  | FOR JT30 / VANTAGE                         | EA | PART              | <input checked="" type="checkbox"/> | Non-Stocked, Lead Time |
|    | 3128        | 3128        | 1000263        | Cornelius | START RELAY, 1/3HP 115V 60HZ          | FOR JT30/OLYMPUS/VANTAGE/UCCR40/UN         | EA | PART              | <input type="checkbox"/>            |                        |
|    | 3129        |             | 1013186        | Cornelius | FITTING, GARDEN HOSE, 5/8" CLINCH SET |  | EA | Fitting, General  | <input checked="" type="checkbox"/> | Non-Stocked, Lead Time |
|    | 312926000   |             | 1010812        | Cornelius | 12.3 CLAMP, STEPLESS, OETIKER         | FOR FLAVORFUSION/PIN NACLE/ABS 2.0         | EA | Clamp or Tie      | <input checked="" type="checkbox"/> | Non-Stocked, Lead Time |
|    | 312947000   | 31-2947-000 | 1001758        | Cornelius | STEM ASSEMBLY, RELIEF VALVE, BLUE     | FOR ED1XX IC /2XX IC /300 IC / IDC2XX      | EA | PART              | <input type="checkbox"/>            |                        |
|   | 312996000   |             | 1002073        | Cornelius | PUMP, WATER, 100 GPH                  | FOR LR CARB/VANG245/VANTAGE/OLYMPUS        | EA | Water Pump        | <input checked="" type="checkbox"/> | Non-Stocked, Lead Time |
|  | 313093000   | 31-3093-000 |                | Cornelius | PLUG CA 2 IN (OBS)                    | SHOWS (4) IN STOCK.                        | EA | PART              | <input type="checkbox"/>            |                        |
|  | 31314       | 31314       | 1006121        | Cornelius | BULB, FLOURESCENT, QUEST (OBS)        | * REPLACED BY OEM # F8T5/CW                | EA | Bulb, Fluorescent | <input type="checkbox"/>            |                        |
|  | 313438000   | 31-3438-000 | 1005906        | Cornelius | SWITCH, TOGGLE, SPST, On/Off 20A      | FOR VANGUARD 245 / VENTURE / UNIVERSAL 750 | EA | PART              | <input type="checkbox"/>            |                        |

| Picture   | Vendor Item  | GIS Item    | Alternate Item | Vendor    | Item Description 01                 | Item Description 02                   | UM | Classification         | NS                                  |
|---|--------------|-------------|----------------|-----------|-------------------------------------|---------------------------------------|----|------------------------|-------------------------------------|
|     | 313501050    | 31-3501-000 | 1001722        | Cornelius | B-M NOZZLE BRIX UNIV                |                                       | EA | PART                   | <input type="checkbox"/>            |
|     | 313597-70/71 |             | 2617929        | Cornelius | FINGER ASSEMBLY W/ HARWARE          | FOR ABS 2.0                           | EA | PART                   | <input checked="" type="checkbox"/> |
|    | 313621000    |             | 1009124        | Cornelius | STRAIN RELIEF 875H 12-3/10-3SPT     | FOR ABS 1.0                           | EA | PART                   | <input checked="" type="checkbox"/> |
|    | 313697000    | 31-3697-000 | 1010512        | Cornelius | SHUT OFF, MOLDED, 1/2" Bb X 1/2" Bb | FOR ABS 1.0                           | EA | Fitting, General       | <input type="checkbox"/>            |
|    | 313736000    |             | 1000785        | Cornelius | CLIP GUIDE                          | FOR ABS 2.0                           | EA | PART                   | <input checked="" type="checkbox"/> |
|    | 313858000    | 31-3858-000 |                | Cornelius | SYSTEM IV WATER FILTER (OBS)        | SHOWS (1) IN STOCK.                   | EA | Water Filter Cartridge | <input type="checkbox"/>            |
|    | 314015000    | 31-4015-000 | 1004234        | Cornelius | LIQUID LEVEL CONTROL                | FOR LR CARBONATORS / ED1XX IC         | EA | Control Board          | <input type="checkbox"/>            |
|   | 31406        | 31406       | 1007999        | Cornelius | FUSE 1.25 AMP                       | FOR DB150 / DB200                     | EA | PART                   | <input type="checkbox"/>            |
|  | 314072000    | 31-4072-001 | 1004259        | Cornelius | MOTOR, AGITATOR, 115V CLSC          | FOR VENTURE / VANTAGE / UNIVERSAL 750 | EA | Motor                  | <input type="checkbox"/>            |
|   | 3142         |             | 1000955        | Cornelius | OVERLOAD, COMPRESSOR, 230V/50-60HZ  | FOR UNIVERSAL 750                     | EA | PART                   | <input checked="" type="checkbox"/> |

Non-Stocked, Lead Time

Non-Stocked, Lead Time

Non-Stocked, Lead Time

Non-Stocked, Lead Time



| Picture   | Vendor Item | GIS Item    | Alternate Item | Vendor    | Item Description 01                       | Item Description 02              | UM | Classification | NS                                  |
|---|-------------|-------------|----------------|-----------|---|----------------------------------|----|----------------|-------------------------------------|
|    | 314744000   | 31-4744-000 | 1001869        | Cornelius | LEG, 4", 3/8-16 BLK PLASTIC               | FOR IMPULSE / OLYMPUS / VENTURE  | EA | Leg Set        | <input type="checkbox"/>            |
|     | 315183000   | 31-5183-000 | 1010815        | Cornelius | MOTOR, DRIVE, 1/3HP, 115V, 60HZ, 1725 RPM | FOR UCR40 / UCCR40               | EA | Motor          | <input type="checkbox"/>            |
|    | 315209039   | 31-5209-039 |                | Cornelius | B-M NOZZLE 10P BLK (OBS)                  | SHOWS (69) IN STOCK.             | EA | PART           | <input type="checkbox"/>            |
|     | 315222006   |             | 1044902        | Cornelius | INSTRUCTION SHEET, WATER LEVER, UF1       |                                  | EA | OTHER          | <input checked="" type="checkbox"/> |
|    | 31525007    | 31525007    | 1008085        | Cornelius | O-RING, FLOW CONTROL MANIFOLD             | FOR QUEST PLATFORM / VANTAGE     | EA | O-Ring         | <input type="checkbox"/>            |
|    | 31525008    |             | 1004779        | Cornelius | O-RING, 549ID 103CS 70Du Bu-N             |                                  | EA | O-Ring         | <input checked="" type="checkbox"/> |
|    | 31525010    | 31525010    | 1009739        | Cornelius | O-RING, 737id 103cs 60du Bu-N             | FOR QUEST E2-4 / QUANTUM 1-2-3-4 | EA | O-Ring         | <input type="checkbox"/>            |
|  | 31525014    | 31525014    |                | Cornelius | O-RING, QUEST (OBS)                       | * REPLACED BY OEM # 183008000    | EA | O-Ring         | <input type="checkbox"/>            |
|  | 31525016    |             | 1004649        | Cornelius | O-RING, 614id 070cs 60du Bu-N             | FOR OLYMPUS                      | EA | O-Ring         | <input checked="" type="checkbox"/> |
|  | 31525017    |             | 1007394        | Cornelius | O-RING, 426ID 070CS 70Du Bu-N             | FOR IP150 / UCC-40               | EA | O-Ring         | <input checked="" type="checkbox"/> |

Non-Stocked, Lead Time

Non-Stocked, Lead Time

Non-Stocked, Lead Time

Non-Stocked, Lead Time

| Picture   | Vendor Item | GIS Item    | Alternate Item | Vendor    | Item Description 01                         | Item Description 02                 | UM | Classification   | NS                                  |
|---|-------------|-------------|----------------|-----------|---|-------------------------------------|----|------------------|-------------------------------------|
|    | 31525020    | 31525020    |                | Cornelius | O-RING, QUEST (OBS)                         | * REPLACED BY OEM # 316991000       | EA | O-Ring           | <input type="checkbox"/>            |
|    | 31525021    |             | 1006087        | Cornelius | O-RING, 1.10id 070cs 70du Bu-N              | FOR QUANTUM 1-2-3-4 / MILLENNIUM II | EA | O-Ring           | <input checked="" type="checkbox"/> |
|    | 31525026    |             | 1009958        | Cornelius | O-RING, 674id 103cs 60du Bu-N               |                                     | EA | O-Ring           | <input checked="" type="checkbox"/> |
|    | 31525030    | 31525030    | 1010135        | Cornelius | O-RING, 176ID 103CS 70DU BU-N               | SYRUP PORT GEV, QUEST               | EA | O-Ring           | <input type="checkbox"/>            |
|    | 31525037    | 31525037    | 1010476        | Cornelius | O-RING, QUEST NOZZLE, 739id 070cs 70du Bu-N | FOR MILLENNIUM II/QUANTUM/QUEST     | EA | O-Ring           | <input type="checkbox"/>            |
|    | 31525060    | 31525060    |                | Cornelius | O-RING, QUEST (OBS)                         | SHOWS (37) IN STOCK.                | EA | O-Ring           | <input type="checkbox"/>            |
|    | 31525061    | 31525061    | 1004113        | Cornelius | O-RING, 1.489ID X .070                      | (COMPONENT OF BOTTLE ADAPTER ASSY)  | EA | O-Ring           | <input type="checkbox"/>            |
|  | 31525062    | 31525062    |                | Cornelius | O-RING QUEST (OBS)                          | SHOWS (80) IN STOCK.                | EA | O-Ring           | <input type="checkbox"/>            |
|  | 31525064    | 31525064    | 1010682        | Cornelius | O-RING, 488id 070cs 70du Bu-N               | (COMPONENT OF BOTTLE ADAPTER ASSY)  | EA | O-Ring           | <input type="checkbox"/>            |
|  | 315499000   | 31-5499-000 | 1005850        | Cornelius | CAP, QUICK SEAL 1/4"                        | FOR VIPER E2-3-4                    | EA | Fitting, General | <input type="checkbox"/>            |

Non-Stocked, Lead Time

Non-Stocked, Lead Time

| Picture   | Vendor Item | GIS Item    | Alternate Item | Vendor    | Item Description 01               | Item Description 02                     | UM | Classification | NS                                  |
|---|-------------|-------------|----------------|-----------|-----------------------------------|---|----|----------------|-------------------------------------|
|    | 31551       | 31551       | 1010776        | Cornelius | SOLENOID SERVICE KIT-TJ           | FOR DB150/200/275 / TJ200 / TJ45 / TJ90 | EA | PART           | <input type="checkbox"/>            |
|     | 3156        | 3156        | 1004284        | Cornelius | CERAMIC DRIVE SHAFT               | FOR FCB V4-2 / FCB V4-4                 | EA | PART           | <input type="checkbox"/>            |
|     | 31568       | 31568       |                | Cornelius | AIR PUMP, SID (OBS)               | SHOWS (3) IN STOCK.                     | EA | Motor          | <input type="checkbox"/>            |
|     | 31572       | 31572       |                | Cornelius | MOTOR, FAN, CONDENSER (OBS)       | SHOWS (2) IN STOCK.                     | EA | Motor          | <input type="checkbox"/>            |
|    | 315794000   |             | 1002074        | Cornelius | CONTROL, ICE BANK, 30" TUBE       | FOR UNIVERSAL 750                       | EA | PART           | <input checked="" type="checkbox"/> |
|     | 315865000   |             | 1013212        | Cornelius | TUBE, CUT, 625 Vnyl , 75"         | FOR FCB V4-2                            | EA | PART           | <input checked="" type="checkbox"/> |
|    | 3159        | 3159        | 1001699        | Cornelius | WATER PRESSURE SWITCH 8-30 PSI    | FOR FCB V4-2 / FCB V4-4                 | EA | PART           | <input type="checkbox"/>            |
|  | 315915000   | 31-5915-000 | 1010602        | Cornelius | BODY, LIQUID FLOAT SWITCH         | FOR FCB V4-2 / FCB V4-4                 | EA | PART           | <input type="checkbox"/>            |
|   | 315916000   | 31-5916-000 | 1008160        | Cornelius | COVER, LIQUID FLOAT SWITCH        | FOR FCB V4-2 / FCB V4-4                 | EA | PART           | <input type="checkbox"/>            |
|   | 315925000   | 31-5925-000 | 1007553        | Cornelius | O-RING, 1.609ID X 139CS 70du Ey-P | FOR FCB V4-2 / FCB V4-4                 | EA | O-Ring         | <input type="checkbox"/>            |

Non-Stocked, Lead Time

Non-Stocked, Lead Time



| Picture | Vendor Item | GIS Item    | Alternate Item | Vendor    | Item Description 01              | Item Description 02                   | UM | Classification    | NS                                  |
|---------|-------------|-------------|----------------|-----------|----------------------------------|---------------------------------------|----|-------------------|-------------------------------------|
|         | 315930000   | 31-5930-000 |                | Cornelius | RELAY SPDT 230V (OBS)            | SHOWS (1) IN STOCK.                   | EA | PART              | <input type="checkbox"/>            |
|         | 315931000   | 31-5931-000 | 1005328        | Cornelius | O-RING, 364ID X 070CS 70du Ey-P  | FOR FCB V4-2 / FCB V4-4               | EA | O-Ring            | <input type="checkbox"/>            |
|         | 31618       |             | 1002602        | Cornelius | SOCKET LAMP, HOLDER, FLUORESCENT | FOR DB150 (DEEP BIN)                  | EA | PART              | <input checked="" type="checkbox"/> |
|         | 31620       | 31620       | 1005157        | Cornelius | STARTER, 110V                    | FOR DF-ED1XX/2XX/300/ID C2XX/CARMA250 | EA | PART              | <input type="checkbox"/>            |
|         | 31621       | 31621       | 1001434        | Cornelius | BALLAST, 120V                    | FOR FF, FO, DF-ED1XX/2XX/300/ID C2XX  | EA | PART              | <input type="checkbox"/>            |
|         | 31622       | 31622       | 1007973        | Cornelius | BULB, FLOURESCENT 18"            | FOR ED150/175/300                     | EA | Bulb, Fluorescent | <input type="checkbox"/>            |
|         | 3165        |             | 1032518        | Cornelius | FITTING, PLUG, SS, 1/2" Bb       |                                       | EA | Fitting, General  | <input checked="" type="checkbox"/> |
|         | 316756000   | 31-6756-000 |                | Cornelius | VALVE HEAD ASSY W/O GATE (OBS)   | SHOWS (1) IN STOCK.                   | EA | PART              | <input type="checkbox"/>            |
|         | 316757000   | 31-6757-000 |                | Cornelius | VALVE PM EL/FLO GATE (OBS)       | SHOWS (5) IN STOCK.                   | EA | PART              | <input type="checkbox"/>            |
|         | 316928001   | 31-6928-001 |                | Cornelius | B-M KIT REPAIR 10P (OBS)         | SHOWS (12) IN STOCK.                  | EA | PART              | <input type="checkbox"/>            |

Non-Stocked,  
Lead Time

Non-Stocked,  
Lead Time

| Picture   | Vendor Item | GIS Item    | Alternate Item | Vendor    | Item Description 01              | Item Description 02                  | UM | Classification | NS                                  |
|---|-------------|-------------|----------------|-----------|----------------------------------|--------------------------------------|----|----------------|-------------------------------------|
|    | 316986003   |             | 1003339        | Cornelius | FITTING, WEDGE HEAD, MANIFOLD    |                                      | EA | PART           | <input checked="" type="checkbox"/> |
|    | 316991000   | 31525-20    | 1008239        | Cornelius | O-RING, STEM METERING            | FOR QUEST/MILLENNIUM/QUANTUM         | EA | O-Ring         | <input type="checkbox"/>            |
|    | 316992051   |             | 1004629        | Cornelius | SCREW, WOOD, 08-10 x 1-3/4       |                                      | EA | Hardware       | <input checked="" type="checkbox"/> |
|    | 317002039   | 31-7002-039 |                | Cornelius | B-M NOZZLE BLACK 7B (OBS)        | SHOWS (13) IN STOCK.                 | EA | PART           | <input type="checkbox"/>            |
|    | 317007000   | 31-7007-000 |                | Cornelius | B-M KIT REPAIR (OBS)             | SHOWS (2) IN STOCK.                  | EA | PART           | <input type="checkbox"/>            |
|    | 317015000   | 31-7015-000 | 1008496        | Cornelius | O-RING, 239ID 070 CS 70Du Ey-P   | FOR IMPULSE / VANGUARD / VANTAGE     | EA | O-Ring         | <input type="checkbox"/>            |
|   | 317020033   |             | 2617645        | Cornelius | SPOUT, VALVE, WHITE, ATLAS       | FOR ATLAS                            | EA | PART           | <input checked="" type="checkbox"/> |
|  | 317431011   | 31-7431-011 | 1002036        | Cornelius | CYLINDER, FLOW CONTROL, SLEEVE   | CERAMIC, SF1. FOR PINNACLE/FCB V4-X  | EA | PART           | <input type="checkbox"/>            |
|  | 3175        |             | 1003378        | Cornelius | HARNESS, WIRE, Carb Lrg Resv L-L | FOR CORNELIUS LR CARB / VANGUARD 245 | EA | Wire Harness   | <input checked="" type="checkbox"/> |
|  | 317579000   | 31-7579-000 | 1003160        | Cornelius | SOLENOID ARM                     | FOR PINNACLE 2-4 / FCB V4-X          | EA | PART           | <input type="checkbox"/>            |

Non-Stocked, Lead Time


Non-Stocked, Lead Time

Non-Stocked, Lead Time

Non-Stocked, Lead Time

| Picture  | Vendor Item | GIS Item    | Alternate Item | Vendor    | Item Description 01            | Item Description 02                  | UM | Classification | NS                                  |
|--|-------------|-------------|----------------|-----------|--------------------------------|--------------------------------------|----|----------------|-------------------------------------|
|    | 317588001   | 31-7588-001 |                | Cornelius | SOLENOID VALVE (OBS)           | SHOWS (1) IN STOCK.                  | EA | PART           | <input type="checkbox"/>            |
|   | 317646007   | 31-7646-007 | 1005932        | Cornelius | LEVER POSTMIX MANUAL/MECH, SF1 | FOR SF-1 VALVE                       | EA | PART           | <input type="checkbox"/>            |
|    | 317649000   | 31-7649-000 |                | Cornelius | NOZZLE PM VALVE (OBS)          | SHOWS (51) IN STOCK.                 | EA | PART           | <input type="checkbox"/>            |
|    | 317656039   | 31-7656-039 | 1004206        | Cornelius | GRILL, BLACK                   | FOR PINNACLE 2-4                     | EA | PART           | <input type="checkbox"/>            |
|   | 317658000   | 31-7658-000 |                | Cornelius | NUT, PAL 188 STUD (OBS)        | SHOWS (67) IN STOCK.                 | EA | Hardware       | <input type="checkbox"/>            |
|    | 317659029   | 31-7659-029 | 1001609        | Cornelius | DRIP TRAY, CHESTAFIELD/OC2     | FOR FCB V4-2 / FCB V3+               | EA | Drip Tray      | <input type="checkbox"/>            |
|   | 317659039   | 31-7659-039 | 1006342        | Cornelius | DRIP TRAY, BLACK               | FOR VENTURE                          | EA | Drip Tray      | <input type="checkbox"/>            |
|  | 317659049   |             | 1009719        | Cornelius | DRIP TRAY, FCB-OC2, TOP AIR    | FOR FCB V4-2 / FCB (OC2)             | EA | Drip Tray      | <input checked="" type="checkbox"/> |
|  | 317660000   | 31-7660-000 | 1010750        | Cornelius | CUP REST, 15" x 4.5"           | FOR VENTURE / FCB V4-(?) / FCB (OC2) | EA | Cup Rest       | <input type="checkbox"/>            |
|  | 317670001   | 31-7670-001 | 1006285        | Cornelius | COIL, PLAIN WATER              | FOR VENTURE                          | EA | Coil           | <input type="checkbox"/>            |

Non-Stocked,  
Lead Time

| Picture   | Vendor Item | GIS Item    | Alternate Item | Vendor    | Item Description 01                           | Item Description 02           | UM | Classification   | NS                                  |                           |
|---|-------------|-------------|----------------|-----------|---|-------------------------------|----|------------------|-------------------------------------|---------------------------|
|     | 317671001   | 31-7671-001 | 1006252        | Cornelius | COIL, CARB H2O LH                             | FOR VENTURE                   | EA | Coil             | <input type="checkbox"/>            |                           |
|     | 317672001   | 31-7672-001 |                | Cornelius | COIL PRODUCT,<br>PREMIX, FOR<br>VENTURE (OBS) | SHOWS (3) IN<br>STOCK.        | EA | Coil             | <input type="checkbox"/>            |                           |
|     | 317673001   | 31-7673-001 | 1010292        | Cornelius | COIL PRODUCT                                  | FOR VENTURE                   | EA | Coil             | <input type="checkbox"/>            |                           |
|     | 317674001   | 31-7674-001 |                | Cornelius | COIL, SYRUP, FOR<br>VENTURE (OBS)             | SHOWS (12) IN<br>STOCK.       | EA | Coil             | <input type="checkbox"/>            |                           |
|    | 317692000   |             | 1002674        | Cornelius | SCREW, MACHINE,<br>10-24 OvSI 20 StNi         | FOR VENTURE                   | EA | Hardware         | <input checked="" type="checkbox"/> | Non-Stocked,<br>Lead Time |
|    | 317721000   | 31-7721-000 | 1004129        | Cornelius | LEVER, VALVE, PM,<br>WHITE                    | FOR UF1 / UFB1 /<br>SF1 VALVE | EA | PART             | <input type="checkbox"/>            |                           |
|   | 317724000   | 31-7724-000 | 1006242        | Cornelius | FITTING, A, SS, B-M<br>FITTING, INPUT         | W/ O-RING, 1/4" Bb            | EA | Fitting, General | <input type="checkbox"/>            |                           |
|  | 317724055   |             | 1009782        | Cornelius | FITTING, A, SS, 1/4"<br>Bb w/ O-RING          |                               | EA | Fitting, General | <input checked="" type="checkbox"/> | Non-Stocked,<br>Lead Time |
|  | 317724076   |             | 1005955        | Cornelius | FITTING, A, SS, 3/8"<br>Bb w/ O-Ring          |                               | EA | Fitting, General | <input checked="" type="checkbox"/> | Non-Stocked,<br>Lead Time |
|  | 317725000   |             | 1010705        | Cornelius | FITTING, L, SS,<br>INPUT, 1/4" Bb             |                               | EA | Fitting, General | <input checked="" type="checkbox"/> | Non-Stocked,<br>Lead Time |


| Picture   | Vendor Item | GIS Item    | Alternate Item | Vendor    | Item Description 01                   | Item Description 02                         | UM | Classification | NS                                  |
|---|-------------|-------------|----------------|-----------|---------------------------------------|---|----|----------------|-------------------------------------|
|    | 317746000   |             | 1003479        | Cornelius | LINK, BALANCE, CARB                   | FOR FCB V4 2-4 / FCB (OC2)                  | EA | PART           | <input checked="" type="checkbox"/> |
|     | 317771000   | 31-7771-000 | 1006414        | Cornelius | SWITCH, LEVEL CONTROL, 10a, 125v Spst | FOR FCB V4-2 / FCB V4-4 / FCB (OC2)         | EA | PART           | <input type="checkbox"/>            |
|    | 317781000   |             | 1001458        | Cornelius | BUSHING, SPLIT, 410D                  | FOR QUEST 2-4 / VANTAGE / IMPULSE / UNIV750 | EA | PART           | <input checked="" type="checkbox"/> |
|    | 317782000   | 31-7782-000 | 1006020        | Cornelius | NIB, VALVE, POSTMIX, LONG (OBS)       | SHOWS (124) IN STOCK.                       | EA | PART           | <input type="checkbox"/>            |
|     | 317783000   | 31-7783-000 | 1006386        | Cornelius | SWITCH, MICRO-L, SPDT, M-005A         | On/M-On 05A 3. FOR UF1 / UFB1 VALVE         | EA | PART           | <input type="checkbox"/>            |
|    | 317783011   |             | 1003834        | Cornelius | SWITCH, MICRO-B, SPDT, ON/M-ON 05, 5A | FOR UF1 / UFB1 VALVE                        | EA | PART           | <input checked="" type="checkbox"/> |
|    | 317803088   |             | 1006348        | Cornelius | MOTOR ASSEMBLY, AGITATOR, 120/60      | FOR VENTURE                                 | EA | Motor          | <input checked="" type="checkbox"/> |
|  | 317816000   | 31-7816-000 | 1001883        | Cornelius | O-RING, 676ID X 070CS                 | FOR PINNACLE 2-4 / FCB V4-X                 | EA | O-Ring         | <input type="checkbox"/>            |
|   | 317821000   | 31-7821-000 | 1008432        | Cornelius | HARNESS, WIRE, SF-1                   | FOR SF-1 VALVE                              | EA | Wire Harness   | <input type="checkbox"/>            |
|   | 317879014   | 31-7879-014 | 1001920        | Cornelius | COVER TOP MNT W/LVR (OBS)             | SHOWS (4) IN STOCK.                         | EA | PART           | <input type="checkbox"/>            |











Non-Stocked, Lead Time









Non-Stocked, Lead Time

Non-Stocked, Lead Time

Non-Stocked, Lead Time

| Picture   | Vendor Item | GIS Item    | Alternate Item | Vendor    | Item Description 01                   | Item Description 02                       | UM | Classification | NS   |
|---|-------------|-------------|----------------|-----------|---------------------------------------|---|----|----------------|--|
|     | 317884011   | 31-7884-011 | 1001969        | Cornelius | SF1 TOP MOUNT COVER                   | FOR SF1 VALVE                             | EA | PART           | <input type="checkbox"/>                                   |
|     | 317884012   | 31-7884-012 | 1008542        | Cornelius | COVER TOP MNT SF1 PC                  | FOR SF1 VALVE                             | EA | PART           | <input type="checkbox"/>                                   |
|    | 317891015   | 31-7891-003 |                | Cornelius | PORTION CONTROL ELECTRIC (OBS)        | SHOWS (26) IN STOCK.                      | EA | PART           | <input type="checkbox"/>                                   |
|    | 317905009   |             | 1007806        | Cornelius | DECAL, DR. PEPPER, UF/SF, FRONT DOM   | FOR UFB-1 / UF-1 / SF-1 VALVES            | EA | Decal          | <input checked="" type="checkbox"/> Non-Stocked, Lead Time |
|    | 317905038   |             | 1009838        | Cornelius | DECAL, WATER, UF/SF, FRONT DOM        | FOR UFB-1 / UF-1 / SF-1 VALVES            | EA | Decal          | <input checked="" type="checkbox"/> Non-Stocked, Lead Time |
|     | 317905070   |             | 1004924        | Cornelius | DECAL, CHERRY COKE, UF/SF, FRONT DOM  | FOR UFB-1 / UF-1 / SF-1 VALVES            | EA | Decal          | <input checked="" type="checkbox"/> Non-Stocked, Lead Time |
|   | 317905077   |             | 1007910        | Cornelius | DECAL, 7UP, UF/SF, FRONT DOM          | FOR UFB-1 / UF-1 / SF-1 VALVES            | EA | Decal          | <input checked="" type="checkbox"/> Non-Stocked, Lead Time |
|  | 317905081   |             | 1001416        | Cornelius | DECAL, PEPSI, UF/SF, FRONT DOM        | FOR UFB-1 / UF-1 / SF-1 VALVES            | EA | Decal          | <input checked="" type="checkbox"/> Non-Stocked, Lead Time |
|  | 317905082   |             | 1002871        | Cornelius | DECAL, ORANGE CRUSH, UF/SF, FRONT DOM | FOR UFB-1 / UF-1 / SF-1 VALVES            | EA | Decal          | <input checked="" type="checkbox"/> Non-Stocked, Lead Time |
|  | 317905089   |             | 1005537        | Cornelius | DECAL, MUG ROOT BEER CF, UF/SF        | FRONT DOM. FOR UFB-1 / UF-1 / SF-1 VALVES | EA | Decal          | <input checked="" type="checkbox"/> Non-Stocked, Lead Time |




| Picture   | Vendor Item | GIS Item | Alternate Item | Vendor    | Item Description 01                            | Item Description 02                             | UM | Classification | NS                                  |                           |
|---|-------------|----------|----------------|-----------|--|---|----|----------------|-------------------------------------|---------------------------|
|    | 317905104   |          | 1005240        | Cornelius | DECAL, BAROS<br>ROOT BEER, UF/SF,<br>FRONT DOM | FOR UFB-1 / UF-1 /<br>SF-1 VALVES               | EA | Decal          | <input checked="" type="checkbox"/> | Non-Stocked,<br>Lead Time |
|    | 317905111   |          | 1013232        | Cornelius | DECAL, MELLO<br>YELLO, UF/SF,<br>FRONT DOM     | FOR UFB-1 / UF-1 /<br>SF-1 VALVES               | EA | Decal          | <input checked="" type="checkbox"/> | Non-Stocked,<br>Lead Time |
|    | 317905116   |          | 1010148        | Cornelius | DECAL, MTN DEW,<br>UF/SF, FRONT DOM            | FOR UFB-1 / UF-1 /<br>SF-1 VALVES               | EA | Decal          | <input checked="" type="checkbox"/> | Non-Stocked,<br>Lead Time |
|    | 317905141   |          | 1005071        | Cornelius | DECAL, DIET DR.<br>PEPPER, UF/SF,<br>FRONT DOM | FOR UFB-1 / UF-1 /<br>SF-1 VALVES               | EA | Decal          | <input checked="" type="checkbox"/> | Non-Stocked,<br>Lead Time |
|    | 317905170   |          | 1007380        | Cornelius | DECAL, WILD<br>CHERRY PEPSI,<br>UF/SF          | FRONT DOM. FOR<br>UFB-1 / UF-1 / SF-1<br>VALVES | EA | Decal          | <input checked="" type="checkbox"/> | Non-Stocked,<br>Lead Time |
|    | 317905172   |          | 1006936        | Cornelius | DECAL, DIET PEPSI<br>CF, UF/SF, FRONT<br>DOM   | FOR UFB-1 / UF-1 /<br>SF-1 VALVES               | EA | Decal          | <input checked="" type="checkbox"/> | Non-Stocked,<br>Lead Time |
|   | 317905173   |          | 1005635        | Cornelius | DECAL, DIET PEPSI,<br>UF/SF, FRONT DOM         | FOR UFB-1 / UF-1 /<br>SF-1 VALVES               | EA | Decal          | <input checked="" type="checkbox"/> | Non-Stocked,<br>Lead Time |
|  | 317905174   |          | 1009272        | Cornelius | DECAL, DIET COKE<br>CF, UF/SF, FRONT<br>DOM    | FOR UFB-1 / UF-1 /<br>SF-1 VALVES               | EA | Decal          | <input checked="" type="checkbox"/> | Non-Stocked,<br>Lead Time |
|  | 317905176   |          | 1001008        | Cornelius | DECAL, PEPSI ONE,<br>UF/SF, FRONT DOM          | FOR UFB-1 / UF-1 /<br>SF-1 VALVES               | EA | Decal          | <input checked="" type="checkbox"/> | Non-Stocked,<br>Lead Time |
|  | 317905216   |          | 1009239        | Cornelius | DECAL, DIET MTN<br>DEW, UF/SF,<br>FRONT DOM    | FOR UFB-1 / UF-1 /<br>SF-1 VALVES               | EA | Decal          | <input checked="" type="checkbox"/> | Non-Stocked,<br>Lead Time |

| Picture   | Vendor Item | GIS Item    | Alternate Item | Vendor    | Item Description 01                      | Item Description 02                         | UM | Classification | NS                                  |                        |
|---|-------------|-------------|----------------|-----------|--|---|----|----------------|-------------------------------------|------------------------|
|    | 317905295   |             | 1007416        | Cornelius | DECAL, LIPTON RASPBERRY ICED TEA (BRISK) | UF/SF, FRONT DOM. FOR UFB1/UF1/SF1          | EA | Decal          | <input checked="" type="checkbox"/> | Non-Stocked, Lead Time |
|    | 317905296   |             | 1009430        | Cornelius | DECAL, LIPTON LEMON ICED TEA (BRISK)     | UF/SF, FRONT DOM. FOR UFB1/UF1/SF1          | EA | Decal          | <input checked="" type="checkbox"/> | Non-Stocked, Lead Time |
|    | 317905297   |             | 1003229        | Cornelius | DECAL, LIPTON SWEETENED ICED TEA (BRISK) | UF/SF, FRONT DOM. FOR UFB1/UF1/SF1          | EA | Decal          | <input checked="" type="checkbox"/> | Non-Stocked, Lead Time |
|    | 317905298   |             | 1001161        | Cornelius | DECAL, LIPTON UNSWEETENED ICED TEA       | (BRISK), UF/SF, FRONT DOM. FOR UFB1/UF1/SF1 | EA | Decal          | <input checked="" type="checkbox"/> | Non-Stocked, Lead Time |
|    | 317906061   |             | 1007773        | Cornelius | DECAL, FANTA ORANGE, UF/SF, FRONT DOM    | FOR UFB-1 / UF-1 / SF-1 VALVES              | EA | Decal          | <input checked="" type="checkbox"/> | Non-Stocked, Lead Time |
|    | 317906080   |             | 1010375        | Cornelius | DECAL, SPRITE, UF/SF, FRONT DOM          | FOR UFB-1 / UF-1 / SF-1 VALVES              | EA | Decal          | <input checked="" type="checkbox"/> | Non-Stocked, Lead Time |
|   | 317906120   |             | 1013235        | Cornelius | DECAL, MINUTE MAID LEMONADE, UF/SF       | FRONT DOM. FOR UFB-1 / UF-1 / SF-1 VALVES   | EA | Decal          | <input checked="" type="checkbox"/> | Non-Stocked, Lead Time |
|  | 317906125   |             | 1005989        | Cornelius | DECAL, COCA-COLA CLASSIC, UF/SF          | FRONT DOM. FOR UFB-1 / UF-1 / SF-1 VALVES   | EA | Decal          | <input checked="" type="checkbox"/> | Non-Stocked, Lead Time |
|  | 317906142   |             | 1001515        | Cornelius | DECAL, DIET COKE, UF/SF, FRONT DOM       | FOR UFB-1 / UF-1 / SF-1 VALVES              | EA | Decal          | <input checked="" type="checkbox"/> | Non-Stocked, Lead Time |
|  | 317944088   | 31-7944-088 |                | Cornelius | MOTOR ASSEMBLY, AGITATOR, SPIRIT (OBS)   | SHOWS (1) IN STOCK.                         | EA | Motor          | <input type="checkbox"/>            |                        |



| Picture | Vendor Item | GIS Item    | Alternate Item | Vendor    | Item Description 01                         | Item Description 02                  | UM | Classification | NS                                  |
|---------|-------------|-------------|----------------|-----------|---|--------------------------------------|----|----------------|-------------------------------------|
|         | 317947000   | 31-7947-000 |                | Cornelius | LEG KIT, FOR SPIRIT (OBS)                   | SHOWS (3) IN STOCK.                  | EA | Leg Set        | <input type="checkbox"/>            |
|         | 317969000   | 31-7969-000 |                | Cornelius | COIL, WATER, FOR SPIRIT (OBS)               | SHOWS (2) IN STOCK.                  | EA | Coil           | <input type="checkbox"/>            |
|         | 317971000   | 31-7971-000 |                | Cornelius | SYRUP SPIRIT COIL (OBS)                     | SHOWS (2) IN STOCK.                  | EA | Coil           | <input type="checkbox"/>            |
|         | 317974000   |             | 1001133        | Cornelius | DEFLECTOR, RELIEF VALVE                     | FOR ED300/VANGUARD /FCB              | EA | PART           | <input checked="" type="checkbox"/> |
|         | 317975000   | 31-7975-000 | 1007464        | Cornelius | AGITATOR BLADE, 3-PETALS, 2.25" DIA, 250 SS | FOR UNIVERSAL 750                    | EA | PART           | <input type="checkbox"/>            |
|         | 317982000   | 31-7982-000 |                | Cornelius | CUP REST, FOR SPIRIT/VISTA (OBS)            | SHOWS (6) IN STOCK.                  | EA | Cup Rest       | <input type="checkbox"/>            |
|         | 317989555   |             | 1038142        | Cornelius | THERMOSTAT CONTROL                          | FOR LR CARBONATORS / VANGUARD 245    | EA | PART           | <input checked="" type="checkbox"/> |
|         | 318036000   | 318036000   | 1000494        | Cornelius | NUT, PUSH, .125 DIA STUD, FF, FO            | FOR FLAVORFUSION / PINNACLE / FCB V4 | EA | Hardware       | <input type="checkbox"/>            |
|         | 318037000   |             | 1007888        | Cornelius | INSULATION, MICRO SWITCH                    | FOR FCB V4-2                         | EA | PART           | <input checked="" type="checkbox"/> |
|         | 318040020   | 31-8040-020 | 1008279        | Cornelius | THERMOSTAT, CONTROL 105 - 135 F             | FOR VA CARBONATOR                    | EA | PART           | <input type="checkbox"/>            |

Non-Stocked,  
Lead TimeNon-Stocked,  
Lead TimeNon-Stocked,  
Lead Time

| Picture  | Vendor Item | GIS Item    | Alternate Item | Vendor    | Item Description 01                | Item Description 02              | UM | Classification | NS                                  |
|--|-------------|-------------|----------------|-----------|------------------------------------|----------------------------------|----|----------------|-------------------------------------|
|    | 318129000   | 31-8129-000 | 1003967        | Cornelius | INSULATION PUMP                    | FOR UCCR40 / UCR40               | EA | PART           | <input type="checkbox"/>            |
|   | 318168002   | 31-8168-002 | 1004126        | Cornelius | MOTOR, AGITATOR, 230/5/6, 1300 RPM | FOR VANGUARD 245 / VANGUARD      | EA | Motor          | <input type="checkbox"/>            |
|    | 31827       |             | 1001268        | Cornelius | HARNESS, POWER, VALVE, 2-PIN       | FOR IDC215 / IDC255 / IP150      | EA | Wire Harness   | <input checked="" type="checkbox"/> |
|    | 318297000   | 31-8297-000 | 1003996        | Cornelius | COIL, CARB H2O R/H                 | FOR VENTURE                      | EA | Coil           | <input type="checkbox"/>            |
|   | 318308000   |             | 1003711        | Cornelius | SCREW, TR, 10-32 PAPH 32 SS HRD    | FOR VANGUARD 245 / CB1522-3022   | EA | Hardware       | <input checked="" type="checkbox"/> |
|    | 318318000   |             | 1004451        | Cornelius | CAP, PLUG, 3/4"D                   |                                  | EA | PART           | <input checked="" type="checkbox"/> |
|  | 318362000   | 31-8362-000 | 1006326        | Cornelius | STEM ASSEMBLY, R-VALVE, YELLOW     | FOR FF/OLYMPUS/VANGUARD/FCB      | EA | PART           | <input type="checkbox"/>            |
|  | 318446000   | 31-8446-000 |                | Cornelius | TUBE, PRODUCT, VAL (OBS)           | SHOWS (78) IN STOCK.             | EA | PART           | <input type="checkbox"/>            |
|  | 318515000   |             | 1001084        | Cornelius | SWITCH, PUSH-B, SPST Off/M-On 06   | FOR MILLENNIUM II 4-6 / VANGUARD | EA | PART           | <input checked="" type="checkbox"/> |
|  | 318523088   | 31-8523-088 | 1002071        | Cornelius | BAFFLE SF1 VALVE                   | FOR SF1 VALVE                    | EA | PART           | <input type="checkbox"/>            |

Non-Stocked,  
Lead TimeNon-Stocked,  
Lead TimeNon-Stocked,  
Lead TimeNon-Stocked,  
Lead Time

| Picture   | Vendor Item | GIS Item    | Alternate Item | Vendor    | Item Description 01                    | Item Description 02                       | UM | Classification     | NS                                  |
|---|-------------|-------------|----------------|-----------|--|---|----|--------------------|-------------------------------------|
|    | 318528000   |             | 1003106        | Cornelius | SPRING, COMPRESSION, CONICAL, SOLENOID | FOR PINNACLE 2-4 / FCB V4 2-4 / FCB (OC2) | EA | PART               | <input checked="" type="checkbox"/> |
|    | 318563000   | 31-8563-000 | 1009925        | Cornelius | FITTING, A, BR, 3/8" MFL X 1/2" MPT    |   | EA | Fitting, General   | <input type="checkbox"/>            |
|     | 318569000   | 31-8569-000 | 1004110        | Cornelius | KEY LOCK SWITCH ASSY, ON/OFF           | FOR VANGUARD / VENTURE                    | EA | PART               | <input type="checkbox"/>            |
|    | 318589000   | 31-8589-000 | 1001813        | Cornelius | PLUNGER SOLENOID, SF-1                 | FOR UF-1 / UFB-1 / SF-1 VALVE             | EA | PART               | <input type="checkbox"/>            |
|    | 318733000   |             | 1006504        | Cornelius | SCREW, MACHINE, 06-32 TrPh 10 SS       | FOR ABS 1.0/2.0                           | EA | Hardware           | <input checked="" type="checkbox"/> |
|    | 318762000   | 31-8762-000 |                | Cornelius | RETR S PROD LINE S-CLIP (OBS)          | * REPLACED BY OEM # 40407                 | EA | PART               | <input type="checkbox"/>            |
|   | 318834001   | 31-8834-001 | 3691           | Cornelius | PROBE LEVEL CONTROL (OBS)              | * REPLACED BY OEM # 3691                  | EA | Probe              | <input type="checkbox"/>            |
|   | 318994001   | 31-8994-000 | 1006177        | Cornelius | LEAD PLUG, 19", AMP 2, 20GA            | FOR UF-1 / UFB-1 VALVE                    | EA | Wire Harness       | <input type="checkbox"/>            |
|   | 318998000R  |             | 2587704        | Cornelius | TAPE, INSULATED, 1/8" X 2" PER FOOT    | (100' MINIMUM)                            | EA | Accessory, General | <input checked="" type="checkbox"/> |
|  | 319051011   |             | 1006118        | Cornelius | PLATE ONLY, LEG KIT                    | FOR VENTURE                               | EA | PART               | <input checked="" type="checkbox"/> |

Non-Stocked, Lead Time

Non-Stocked, Lead Time

Non-Stocked, Lead Time

Non-Stocked, Lead Time

| Picture  | Vendor Item | GIS Item    | Alternate Item | Vendor    | Item Description 01                 | Item Description 02                   | UM | Classification    | NS                                  |
|--|-------------|-------------|----------------|-----------|-------------------------------------|---------------------------------------|----|-------------------|-------------------------------------|
|    | 319052011   | 31-9052-011 | 1006433        | Cornelius | LEG KIT AND PLATE, 4"               | FOR VENTURE                           | EA | Leg Set           | <input type="checkbox"/>            |
|    | 319071008   | 31-9071-008 |                | Cornelius | KIT TO FLOW CONTROL, SYRUP (OBS)    | SHOWS (26) IN STOCK.                  | EA | PART              | <input type="checkbox"/>            |
|    | 319072008   | 31-9072-008 |                | Cornelius | KIT TO FLOW CONTROL, WATER (OBS)    | SHOWS (6) IN STOCK.                   | EA | PART              | <input type="checkbox"/>            |
|    | 319133051   | 31-9133-007 | 1004134        | Cornelius | TOP, FLOW CONTROL, SF1              | FOR SF-1 VALVE                        | EA | PART              | <input type="checkbox"/>            |
|    | 319166001   | 31-9166-001 |                | Cornelius | BLOCK ASSEMBLY, QD SS, BOOTH (OBS)  | SHOWS (3) IN STOCK.                   | EA | PART              | <input type="checkbox"/>            |
|    | 3192        |             | 1013248        | Cornelius | INSTALLATION INSTRUCTIONS FOR       | DRIP TRAY DRAIN HOSE KIT, FCB POSTMIX | EA | PART              | <input checked="" type="checkbox"/> |
|   | 319205000   |             | 1013249        | Cornelius | WATER REGULATOR, VALVE, 150 PSI,    |                                       | EA | PART              | <input checked="" type="checkbox"/> |
|  | 319246000   |             | 1009428        | Cornelius | PANEL, VALVE, FRONT, TRIM, 5-FLAVOR | FOR UNIVERSAL 750                     | EA | PART              | <input checked="" type="checkbox"/> |
|  | 31928       | 31928       | 1008342        | Cornelius | BULB, FLOURESCENT 23"               | FOR DF-ED2XX / FLAVOR FUSION          | EA | Bulb, Fluorescent | <input type="checkbox"/>            |
|  | 319330000   | 31-9330-000 | 1001578        | Cornelius | NON-CARB BAFFLE (JUICE) (OBS)       | SHOWS (36) IN STOCK.                  | EA | PART              | <input type="checkbox"/>            |

Non-Stocked, Lead Time

Non-Stocked, Lead Time

Non-Stocked, Lead Time

| Picture   | Vendor Item | GIS Item    | Alternate Item | Vendor    | Item Description 01                    | Item Description 02                         | UM | Classification | NS                                  |                           |
|---|-------------|-------------|----------------|-----------|--|---|----|----------------|-------------------------------------|---------------------------|
|    | 319338000   | 319338000   | 1003108        | Cornelius | RUN CAPACITOR,<br>15 Mfd 330V 60Hz     | FOR OMEGA / ABS<br>1.0                      | EA | PART           | <input type="checkbox"/>            |                           |
|    | 31934       |             | 1016053        | Cornelius | SWITCH 2230                            | FOR IDC255 PFG                              | EA | PART           | <input checked="" type="checkbox"/> | Non-Stocked,<br>Lead Time |
|    | 319347016   |             | 1003130        | Cornelius | ROD SUPPORT,<br>EVAPORATOR,<br>15.25"  | FOR VANGUARD<br>245                         | EA | PART           | <input checked="" type="checkbox"/> | Non-Stocked,<br>Lead Time |
|    | 319357000   | 31-9357-000 | 1008612        | Cornelius | MOTOR, FAN, 50W,<br>230V/60HZ          | FOR FCB V4-2 / FCB<br>V4-4                  | EA | Motor          | <input type="checkbox"/>            |                           |
|     | 319386000   | 31-9386-000 |                | Cornelius | VALVE,<br>EXPANSION,<br>VANGUARD (OBS) | SHOWS (5) IN<br>STOCK.                      | EA | TXV            | <input type="checkbox"/>            |                           |
|    | 319405000   |             | 2613940        | Cornelius | TERMINAL TAB,<br>250 06-32 SCREW       |   | EA | PART           | <input checked="" type="checkbox"/> | Non-Stocked,<br>Lead Time |
|   | 319453000   |             | 1007092        | Cornelius | STRAINER RELIEF                        | FOR ED300 /<br>CBXXXX / VAN245 /<br>LR CARB | EA | PART           | <input checked="" type="checkbox"/> | Non-Stocked,<br>Lead Time |
|   | 319488000   | 31-9488-000 | 1004891        | Cornelius | RETAINER AUTOSET<br>PC BOARD & SWT     |   | EA | PART           | <input type="checkbox"/>            |                           |
|  | 319493001   | 31-9493-001 |                | Cornelius | TOUCH SWITCH<br>FOR TOUCH PAD<br>(OBS) | AUTOSET. SHOWS<br>(23) IN STOCK.            | EA | PART           | <input type="checkbox"/>            |                           |
|  | 3195        |             | 1010363        | Cornelius | PROBE LEVEL<br>CONTROL                 | FOR VENTURE /<br>APPEX / OLYMPUS            | EA | Probe          | <input checked="" type="checkbox"/> | Non-Stocked,<br>Lead Time |

| Picture   | Vendor Item | GIS Item    | Alternate Item | Vendor    | Item Description 01                      | Item Description 02               | UM | Classification | NS                                  |
|---|-------------|-------------|----------------|-----------|--|-----------------------------------|----|----------------|-------------------------------------|
|     | 319525001   | 31-9525-001 |                | Cornelius | CIRCUIT BOARD<br>AUTO SET (OBS)          | SHOWS (14) IN<br>STOCK.           | EA | Control Board  | <input type="checkbox"/>            |
|    | 319539001   |             | 1009720        | Cornelius | NOZZLE, VALVE,<br>BRIX UF1/SF1           | FOR UF-1 / SF-1<br>VALVE          | EA | PART           | <input checked="" type="checkbox"/> |
|    | 319540000   | 31-9540-000 | 1010859        | Cornelius | SYRUP BY-PASS<br>TUBE UF-1/SF-1          | Separator Syrup<br>S/Tube UF1/SF1 | EA | PART           | <input type="checkbox"/>            |
|    | 319541000   | 31-9541-000 | 1008348        | Cornelius | O-RING, 157ID X<br>038CS 60Du Ey-P       |                                   | EA | O-Ring         | <input type="checkbox"/>            |
|    | 319545051   | 31-9545-011 | 1006078        | Cornelius | HOUSING FLOW<br>SHR SF-1                 | FOR SF-1 VALVE                    | EA | PART           | <input type="checkbox"/>            |
|    | 319547011   | 31-9547-011 |                | Cornelius | FLOWASHER 1.0<br>GPM (OBS)               | SHOWS (51) IN<br>STOCK.           | EA | PART           | <input type="checkbox"/>            |
|   | 31960       |             | 1002103        | Cornelius | SWITCH, TOGGLE,<br>SPDT, 20A             | FOR ED250 / DF250                 | EA | PART           | <input checked="" type="checkbox"/> |
|   | 319612011   | 31-9612-011 |                | Cornelius | SF-1 BODY X2 (OBS)                       | SHOWS (7) IN<br>STOCK.            | EA | PART           | <input type="checkbox"/>            |
|  | 319739000   | 31-9739-000 | 1001974        | Cornelius | TRANSFORMER<br>230V-24V 50va 50-<br>60HZ | FOR FCB V4-2 / FCB<br>V4-4        | EA | Transformer    | <input type="checkbox"/>            |
|   | 319760001   | 31-9760-001 |                | Cornelius | BLOCK ASSY 2FL SS<br>(OBS)               | SHOWS (2) IN<br>STOCK.            | EA | PART           | <input type="checkbox"/>            |

Non-Stocked,  
Lead Time

Non-Stocked,  
Lead Time

| Picture   | Vendor Item | GIS Item    | Alternate Item | Vendor    | Item Description 01                           | Item Description 02                         | UM | Classification   | NS                                  |                           |
|---|-------------|-------------|----------------|-----------|---|---|----|------------------|-------------------------------------|---------------------------|
|    | 31981       | 31981       | 1007303        | Cornelius | ACTIVATOR<br>MAGNET                           | FOR DF-ED250 /<br>IP150 / UC150 /<br>DB275  | EA | PART             | <input type="checkbox"/>            |                           |
|    | 319856000   |             | 1007768        | Cornelius | PLATE, HEAT<br>TRANSFER                       | FOR VANGUARD<br>245 / UNIVERSAL<br>750      | EA | PART             | <input checked="" type="checkbox"/> | Non-Stocked,<br>Lead Time |
|    | 319856004   |             | 1009331        | Cornelius | PLATE, HEAT<br>TRANSFER                       | FOR ABS 1.0                                 | EA | PART             | <input checked="" type="checkbox"/> | Non-Stocked,<br>Lead Time |
|    | 319860000   |             | 1018598        | Cornelius | CAPACITOR, START,<br>72-88mf 330V             | FOR ABS 1.0                                 | EA | PART             | <input checked="" type="checkbox"/> | Non-Stocked,<br>Lead Time |
|     | 319871000   |             | 1003625        | Cornelius | DRIER, 3/8",<br>EK083S, R134A /<br>R404A      | FOR FCB V3+                                 | EA | PART             | <input checked="" type="checkbox"/> | Non-Stocked,<br>Lead Time |
|    | 319878000   | 31-9878-000 | 1003382        | Cornelius | FITTING, SPLICER,<br>PL, 1/4" Bb X 3/8"<br>Bb |   | EA | Fitting, General | <input type="checkbox"/>            |                           |
|   | 319941000   | 31-9941-000 | 1007368        | Cornelius | SCREW, DRIP TRAY<br>BRKT-FCB TR 08-32<br>HXWS | FOR IMPULSE /<br>VANGUARD 245 /<br>UNIV 750 | EA | Hardware         | <input type="checkbox"/>            |                           |
|   | 319997000   | 31-9997-000 |                | Cornelius | O-RING, NOZZLE,<br>VALVE (OBS)                | SHOWS (2) IN<br>STOCK.                      | EA | O-Ring           | <input type="checkbox"/>            |                           |
|  | 320106000   |             | 1002558        | Cornelius | SCREW, TR, 06-32<br>Paph 32 Stzi              | FOR FCB V4 2-4                              | EA | Hardware         | <input checked="" type="checkbox"/> | Non-Stocked,<br>Lead Time |
|  | 320271000   |             | 1009471        | Cornelius | SCREW, TC, 06-32<br>PAPH 12 STZI              | FOR ABS<br>1.0/VANGUARD<br>/VENTURE/FCB V4  | EA | Hardware         | <input checked="" type="checkbox"/> | Non-Stocked,<br>Lead Time |

| Picture  | Vendor Item | GIS Item    | Alternate Item | Vendor    | Item Description 01                   | Item Description 02                        | UM | Classification | NS                                  |
|--|-------------|-------------|----------------|-----------|---------------------------------------|--|----|----------------|-------------------------------------|
|   | 320289000   |             | 1009162        | Cornelius | SCREW, TR, 6032 PAPH 8 StZi           | FOR CORNELIUS LR CARBONATORS               | EA | Hardware       | <input checked="" type="checkbox"/> |
|    | 320389000   |             | 1000159        | Cornelius | BUSHING, SNAP, 875H .687 ID           | FOR ABS 1.0 / VANGUARD 245 / UNIVERSAL 750 | EA | PART           | <input checked="" type="checkbox"/> |
|   | 3204        |             | 1006368        | Cornelius | FILTER, AIR, 13.5" X 19.5" X .43"     |  | EA | Air Filter     | <input checked="" type="checkbox"/> |
|   | 320533000   | 32-0533-000 | 1008450        | Cornelius | O-RING, 859ID X 139CS 70DU EP (OBS)   | SHOWS (501) IN STOCK.                      | EA | O-Ring         | <input type="checkbox"/>            |
|   | 320550000   | 32-0550-000 | 1004237        | Cornelius | SLEEVE NYLON                          | FOR FCB V3                                 | EA | PART           | <input type="checkbox"/>            |
|   | 320553001   |             | 1003284        | Cornelius | NUT, HEX, 7/16-14 BRCH                | FOR VIPER 2-3-4 / FCB V4-X                 | EA | Hardware       | <input checked="" type="checkbox"/> |
|    | 320568000   | 32-0568-000 | 1010738        | Cornelius | BLADE SCRAPER, FCB (OBS)              | SHOWS (28) IN STOCK.                       | EA | PART           | <input type="checkbox"/>            |
|  | 320606000   | 32-0606-000 |                | Cornelius | DRIVE BELT (OBS)                      | SHOWS (8) IN STOCK.                        | EA | PART           | <input type="checkbox"/>            |
|  | 320620000   | 32-0620-000 | 1002020        | Cornelius | CONTACTOR, RELAY (OBS)                | SHOWS (1) IN STOCK AND ON TRUCKS.          | EA | PART           | <input type="checkbox"/>            |
|  | 320626000   | 32-0626-000 | 449999967      | Cornelius | MOTOR, DRIVE 60H 220 / 115 VOLT (OBS) | * REPLACED BY OEM #: 449999967             | EA | Motor          | <input type="checkbox"/>            |











Non-Stocked, Lead Time

Non-Stocked, Lead Time

Non-Stocked, Lead Time

Non-Stocked, Lead Time










| Picture   | Vendor Item | GIS Item    | Alternate Item | Vendor    | Item Description 01                             | Item Description 02           | UM | Classification   | NS                                  |
|---|-------------|-------------|----------------|-----------|---|-------------------------------|----|------------------|-------------------------------------|
|    | 320640000   |             | 1011473        | Cornelius | FITTING, A, BR,<br>1/4" MPT x 1/4" FFL          |                               | EA | Fitting, General | <input checked="" type="checkbox"/> |
|    | 320667000   | 32-0667-000 |                | Cornelius | VALVE SOLENOID<br>WATER (OBS)                   | SHOWS (2) IN<br>STOCK.        | EA | Water Valve      | <input type="checkbox"/>            |
|    | 320669000   |             | 1008654        | Cornelius | SWITCH,<br>PRESSURE, 5-19psi                    |                               | EA | PART             | <input checked="" type="checkbox"/> |
|    | 320670000   | 32-0670-000 | 1013272        | Cornelius | LOW PRESSURE<br>SWITCH, 50 66PSI,<br>240V SPDT  |                               | EA | PART             | <input type="checkbox"/>            |
|     | 320678000   | 32-0678-000 | 1006138        | Cornelius | O-RING, 50D X 21S,<br>4.60id 210cs 70du<br>Ey-P | FOR VIPER 2-3-4 /<br>FCB V4-X | EA | O-Ring           | <input type="checkbox"/>            |
|     | 320723000   | 32-0723-000 |                | Cornelius | SHAFT ASSY HICIP<br>FCB (OBS)                   | SHOWS (7) IN<br>STOCK.        | EA | PART             | <input type="checkbox"/>            |
|   | 320754000   |             | 1002619        | Cornelius | TUBE, DRAIN, 2-<br>1/4"                         | FOR FCB (OC2)                 | EA | Tubing, Drain    | <input checked="" type="checkbox"/> |
|  | 320808000   | 32-0808-000 | 1004271        | Cornelius | SEAL RETAINER,<br>STAINLESS STEEL<br>(OBS)      | SHOWS (25) IN<br>STOCK.       | EA | PART             | <input type="checkbox"/>            |
|   | 320812000   | 32-0812-000 |                | Cornelius | SLINGER (OBS)                                   | SHOWS (1) IN<br>STOCK.        | EA | PART             | <input type="checkbox"/>            |
|   | 320814000   | 32-0814-000 |                | Cornelius | O-RING, 734ID X<br>139CS (OBS)                  | SHOWS (315) IN<br>STOCK.      | EA | O-Ring           | <input type="checkbox"/>            |

Non-Stocked,  
Lead Time

Non-Stocked,  
Lead Time

Non-Stocked,  
Lead Time

| Picture   | Vendor Item | GIS Item    | Alternate Item | Vendor    | Item Description 01                             | Item Description 02             | UM | Classification        | NS  |
|---|-------------|-------------|----------------|-----------|---|---------------------------------|----|-----------------------|---|
|    | 320815000   | 32-0815-000 | 1008405        | Cornelius | O-RING, 1.23ID X<br>139CS 70du Ey-P             | FOR PR150                       | EA | O-Ring                | <input type="checkbox"/>                                      |
|    | 320916000   |             | 1000986        | Cornelius | WASHER, FLAT, 450<br>1.1 062 SS                 | FOR VIPER 2-3-4 /<br>FCB V4-X   | EA | Hardware              | <input checked="" type="checkbox"/> Non-Stocked,<br>Lead Time |
|    | 320935000   | 32-0935-000 | 1004176        | Cornelius | BODY, BEATER,<br>FCB, PREMIX                    |                                 | EA | PART                  | <input type="checkbox"/>                                      |
|    | 320940000   |             | 1000305        | Cornelius | SCREW, SD, 10-16<br>HXWS 20 STZI                | FOR ABS 1.0                     | EA | Hardware              | <input checked="" type="checkbox"/> Non-Stocked,<br>Lead Time |
|    | 321269001   | 32-1269-000 | 1008302        | Cornelius | SPINNER, FREEZE<br>CYCLE                        | FOR VIPER E2-3-4 /<br>FCB V4-X  | EA | PART                  | <input type="checkbox"/>                                      |
|    | 3214        |             | 1007084        | Cornelius | CONNECTOR,<br>ELECTRICAL, HSG, 2-<br>PIN, MOLEX |                                 | EA | PART                  | <input checked="" type="checkbox"/> Non-Stocked,<br>Lead Time |
|    | 321471000   | 32-1471-000 | 1004188        | Cornelius | CONTR SILCON 5.3<br>OZ                          | Lube Dow #111 5.3<br>Ounce Tube | EA | Accessory,<br>General | <input type="checkbox"/>                                      |
|   | 3215        |             | 1004791        | Cornelius | SOCKET, TERM,<br>093, MOLEX<br>02091104         |                                 | EA | PART                  | <input checked="" type="checkbox"/> Non-Stocked,<br>Lead Time |
|  | 321544000   | 32-1544-000 | 1007504        | Cornelius | O-RING, 145ID X<br>070CS 65Du E14               | FOR IDC PRO / IDC<br>RED        | EA | O-Ring                | <input type="checkbox"/>                                      |
|  | 3216        |             | 1043895        | Cornelius | FITTING, A, SS, 1/2"<br>Bb x 1/2" MPT           |                                 | EA | Fitting, General      | <input checked="" type="checkbox"/> Non-Stocked,<br>Lead Time |

| Picture   | Vendor Item | GIS Item    | Alternate Item | Vendor    | Item Description 01                      | Item Description 02                   | UM | Classification | NS                                  |
|---|-------------|-------------|----------------|-----------|--|---------------------------------------|----|----------------|-------------------------------------|
|    | 321651000   |             | 1005688        | Cornelius | LEVER VALVE FCB, MOTORMAN                | FOR VIPER 2-3-4 / PINNACLE / FCB V4-X | EA | PART           | <input checked="" type="checkbox"/> |
|    | 321652000   |             | 1010293        | Cornelius | NUT, SHANK 1-1/16 - 16THD                | FOR VIPER 2-3-4 / PINNACLE / FCB V4-X | EA | PART           | <input checked="" type="checkbox"/> |
|    | 321653000   | 321653000   | 1007712        | Cornelius | O-RING, 862id 103cs 70du Ey-P            | VIPER VALVE / DOOR, MOTORMAN          | EA | O-Ring         | <input type="checkbox"/>            |
|    | 321811000   | 32-1811-000 | 1005638        | Cornelius | NUT, HEX, 10-32 KEPS                     | (PART OF THE THE SOLENOID ASSEMBLY)   | EA | Hardware       | <input type="checkbox"/>            |
|    | 322028000   |             | 1001589        | Cornelius | CASTER, SWIVEL, 4" W/BREAK, 5/8-11 THD   | FOR ALL VIPER CARTS                   | EA | Leg Set        | <input checked="" type="checkbox"/> |
|    | 322063000   | 32-2063-000 |                | Cornelius | BEARING PULLER SEAL (OBS)                | SHOWS (1) IN STOCK.                   | EA | TOOL           | <input type="checkbox"/>            |
|    | 322341000   | 32-2341-000 |                | Cornelius | DRIVE BELT, FCB (OBS)                    | SHOWS (5) IN STOCK.                   | EA | PART           | <input type="checkbox"/>            |
|   | 322441000   | 32-2441-000 | 1004215        | Cornelius | VISCOSITY SENSOR MLD                     | FOR VIPER E2-3-4 / FCB V4-X           | EA | PART           | <input type="checkbox"/>            |
|  | 322463000   | 32-2463-000 | 1010247        | Cornelius | START CAPACITOR, 88-106m 220v 60hz (OBS) | SHOWS (1) IN STOCK.                   | EA | PART           | <input type="checkbox"/>            |
|   | 322661000   | 32-2661-000 | 1000349        | Cornelius | STRAIN-RELIEF SR4K-1                     |                                       | EA | PART           | <input type="checkbox"/>            |

Non-Stocked, Lead Time

Non-Stocked, Lead Time

Non-Stocked, Lead Time

| Picture  | Vendor Item | GIS Item    | Alternate Item | Vendor    | Item Description 01                          | Item Description 02           | UM | Classification      | NS                                  |
|--|-------------|-------------|----------------|-----------|--|-------------------------------|----|---------------------|-------------------------------------|
|    | 322821000   | 32-2821-000 |                | Cornelius | MOTOR BEATER<br>1/8HP 1160RPM<br>(OBS)       | SHOWS (4) IN<br>STOCK.        | EA | Motor               | <input type="checkbox"/>            |
|    | 322965003   |             | 2613426        | Cornelius | MANUAL,<br>INSTRUCTIONS                      | INSTALLING<br>CASTER KIT      | EA | OTHER               | <input checked="" type="checkbox"/> |
|    | 322967000   |             | 1000203        | Cornelius | WASHER, SR, 142<br>317 020 Stzi E#6          | FOR ABS 1.0/2.0               | EA | Hardware            | <input checked="" type="checkbox"/> |
|    | 323031004   |             | 1030558        | Cornelius | BRAIDED TUBING,<br>265 X 420, 500',<br>WHITE | FOR VIPER E2                  | RL | Tubing,<br>Beverage | <input checked="" type="checkbox"/> |
|    | 323041003   |             | 1030559        | Cornelius | 3/8" BEVERAGE<br>TUBING X 100' ROLL          | FOR VIPER E2-3-4              | RL | Tubing,<br>Beverage | <input checked="" type="checkbox"/> |
|    | 323185000   |             | 1006740        | Cornelius | WASHER, FLAT, 641<br>2.3 125 Stz1            | FOR FCB V4 2-4                | EA | Hardware            | <input checked="" type="checkbox"/> |
|   | 3232        | 3232        | 1010694        | Cornelius | FRONT DRIVE PIN,<br>SHAFT, 1", 200D          | FOR FCB V3+ / FCB<br>V4-X     | EA | PART                | <input type="checkbox"/>            |
|  | 32404       |             | 1018652        | Cornelius | BALLAST, 2 LAMP,<br>40W                      |                               | EA | PART                | <input checked="" type="checkbox"/> |
|  | 324048000   |             | 1005570        | Cornelius | HOLDER, FLOAT,<br>SWITCH                     | FOR FCB V4 2-4 /<br>FCB (OC2) | EA | PART                | <input checked="" type="checkbox"/> |
|  | 324136000   | 32-4136-000 |                | Cornelius | PC BOARD MAIN<br>V3+ (OBS)                   | SHOWS (3) IN<br>STOCK.        | EA | Control Board       | <input type="checkbox"/>            |

Non-Stocked,  
Lead Time

Non-Stocked,  
Lead Time

Non-Stocked,  
Lead Time

Non-Stocked,  
Lead Time

Non-Stocked,  
Lead Time

Non-Stocked,  
Lead Time

Non-Stocked,  
Lead Time

| Picture | Vendor Item | GIS Item    | Alternate Item | Vendor    | Item Description 01                  | Item Description 02                        | UM | Classification   | NS                                  |
|---------|-------------|-------------|----------------|-----------|--------------------------------------|--|----|------------------|-------------------------------------|
|         | 324198000   | 32-4198-000 |                | Cornelius | RECEIVER OCFB (OBS)                  | SHOWS (1) IN STOCK.                        | EA | Receiver         | <input type="checkbox"/>            |
|         | 324207888   | 32-4207-888 |                | Cornelius | TANK BLNDR 4 HOLE 2 RH (OBS)         | SHOWS (1) IN STOCK.                        | EA | PART             | <input type="checkbox"/>            |
|         | 324223000   | 32-4223-000 | 1006430        | Cornelius | BEARING BALL W/ COLLAR (OBS)         | SHOWS (15) IN STOCK.                       | EA | PART             | <input type="checkbox"/>            |
|         | 32435       |             | 1049797        | Cornelius | SCREW, 8-32 x 1/2 HWSLTCS 23         |  | EA | Hardware         | <input checked="" type="checkbox"/> |
|         | 32498       | 32498       | 1013312        | Cornelius | MOTOR, GEAR, 120/50/60, 75W, 6.5 RPM | FOR ABS 1.0 / DF-ED150 / ED175/300 / IP150 | EA | Motor            | <input type="checkbox"/>            |
|         | 325012000   | 32-5012-000 | 1010886        | Cornelius | SHUT OFF MOLDED 1/4" X 1/4" BARB     | FOR FCB V4 / FCB (OC2) / AURORA            | EA | Fitting, General | <input type="checkbox"/>            |
|         | 325030000   | 32-5030-000 | 1004039        | Cornelius | BELT DRIVE 4 RIB 42" (OBS)           | SHOWS (18) IN STOCK.                       | EA | PART             | <input type="checkbox"/>            |
|         | 325170000   | 32-5170-000 |                | Cornelius | FLOAT SWITCH & TERM (OBS)            | SHOWS (3) IN STOCK.                        | EA | PART             | <input type="checkbox"/>            |
|         | 325216000   |             | 1007823        | Cornelius | BRUSH, TUBE, 1/4"                    |  | EA | TOOL             | <input checked="" type="checkbox"/> |
|         | 325282000   |             | 1004808        | Cornelius | SCREW, SD, 08-18 Hxws 16 Stzi        | FOR ABS 1.0/2.0                            | EA | Hardware         | <input checked="" type="checkbox"/> |

Non-Stocked, Lead Time

Non-Stocked, Lead Time

Non-Stocked, Lead Time

| Picture   | Vendor Item | GIS Item    | Alternate Item | Vendor    | Item Description 01                 | Item Description 02                  | UM | Classification | NS                                  |
|---|-------------|-------------|----------------|-----------|-------------------------------------|--------------------------------------|----|----------------|-------------------------------------|
|     | 3253        |             | 1001788        | Cornelius | DUAL CHECK VALVE, 3/8MPT x 7/16FI   | FOR CORNELIUS VA CARBONATOR          | EA | PART           | <input checked="" type="checkbox"/> |
|    | 325305000   |             | 1003315        | Cornelius | SPRING, TORSION HC FCB, MOTORMAN    | FOR VIPER/PINNACLE/F CB V4           | EA | PART           | <input checked="" type="checkbox"/> |
|    | 325408010   | 32-5408-010 | 1003401        | Cornelius | ACCUMULATOR 50 CU IN                | FOR ABS 1.0                          | EA | PART           | <input type="checkbox"/>            |
|     | 325420000   | 32-5420-000 |                | Cornelius | BELT DRIVE 4 RIB 32.7 (OBS)         | SHOWS (9) IN STOCK.                  | EA | PART           | <input type="checkbox"/>            |
|     | 325457000   | 32-5457-000 | 1006487        | Cornelius | BLADE SCRAPER FCB LONG              | FOR FCB V4-2 / FCB V4-4              | EA | PART           | <input type="checkbox"/>            |
|    | 325518000   | 32-5518-000 | 1001784        | Cornelius | CAPACITOR, RUN, 35 Mfd 330v 50/60hz | FOR FCB V3+ / FCB V4-X               | EA | PART           | <input type="checkbox"/>            |
|   | 325519000   | 32-5519-000 |                | Cornelius | CAPACITOR START (OBS)               | SHOWS (1) IN STOCK.                  | EA | PART           | <input type="checkbox"/>            |
|   | 325520000   | 32-5520-000 |                | Cornelius | RELAY START 4F FCB (OBS)            | SHOWS (1) IN STOCK.                  | EA | PART           | <input type="checkbox"/>            |
|  | 325574000   | 32-5574-000 | 1010681        | Cornelius | VALVE, HOT GAS SOLENOID             | FOR PINNACLE 2-4 / FCB 3+ / FCB V4-X | EA | Hot Gas Valve  | <input type="checkbox"/>            |
|  | 325577010   |             | 1001827        | Cornelius | ACCUMULATOR, 87.6 Cu In, 5/8" sldr  | FOR PINNACLE 2-4                     | EA | PART           | <input checked="" type="checkbox"/> |

Non-Stocked, Lead Time

Non-Stocked, Lead Time

Non-Stocked, Lead Time

| Picture  | Vendor Item | GIS Item    | Alternate Item | Vendor    | Item Description 01                  | Item Description 02                             | UM | Classification | NS                                  |
|--|-------------|-------------|----------------|-----------|--------------------------------------|---|----|----------------|-------------------------------------|
|   | 325587000   |             | 1000356        | Cornelius | LEAD WIRE, 10", Bk<br>14g2 8rg-250r  |   | EA | PART           | <input checked="" type="checkbox"/> |
|   | 325647000   |             | 1002894        | Cornelius | PLATE, VALVE, FCB,<br>MOTORMAN       | FOR VIPER 2-3-4 /<br>PINNACLE 2-4 /<br>FCB V4-X | EA | PART           | <input checked="" type="checkbox"/> |
|   | 325674000   | 325674000   | 1001921        | Cornelius | BUCK & BOOST<br>TRANSFORMER          | Transfrm<br>115/240V60H-<br>16/32V              | EA | Transformer    | <input type="checkbox"/>            |
|   | 325742000   | 32-5742-000 |                | Cornelius | VALVE SOLENOID<br>CARB (OBS)         | SHOWS (2) IN<br>STOCK.                          | EA | Water Valve    | <input type="checkbox"/>            |
|    | 325776000   | 32-5776-000 | 1006295        | Cornelius | SWT PRESS CNTL<br>CO2, 50-75psi 240v | FOR FCB V3+ / FCB<br>V4-X                       | EA | PART           | <input type="checkbox"/>            |
|    | 325777000   | 32-5777-000 |                | Cornelius | SWT PRESS CNTL<br>WATER (OBS)        | SHOWS (2) IN<br>STOCK.                          | EA | PART           | <input type="checkbox"/>            |
|   | 325779000   | 32-5779-000 |                | Cornelius | FCB CIRCUIT<br>BOARD MTR1 (OBS)      | SHOWS (2) IN<br>STOCK.                          | EA | Control Board  | <input type="checkbox"/>            |
|  | 32579       |             | 1018742        | Cornelius | HARNESS, WIRE,<br>2230 - 32579       |   | EA | Wire Harness   | <input checked="" type="checkbox"/> |
|  | 325917000   | 32-5917-000 |                | Cornelius | FCB CIRCUIT<br>BOARD MTR2 (OBS)      | SHOWS (1) IN<br>STOCK.                          | EA | Control Board  | <input type="checkbox"/>            |
|  | 325918000   | 32-5918-000 | 1002038        | Cornelius | DOOR, FRZ CYL, FCB                   | FOR VIPER 2-3-4 /<br>FCB V4-X                   | EA | PART           | <input type="checkbox"/>            |

Non-Stocked,  
Lead Time

Non-Stocked,  
Lead Time











Non-Stocked,  
Lead Time

| Picture  | Vendor Item | GIS Item    | Alternate Item | Vendor    | Item Description 01                            | Item Description 02                             | UM | Classification | NS                       |
|--|-------------|-------------|----------------|-----------|--|---|----|----------------|--------------------------|
|    | 325921022   | 32-5921-022 |                | Cornelius | FCB<br>MASTERBOARD<br>(OBS)                    | SHOWS (1) IN<br>STOCK.                          | EA | Control Board  | <input type="checkbox"/> |
|    | 325922000   | 32-5922-000 |                | Cornelius | CABLE RIBBON<br>(OBS)                          | SHOWS (1) IN<br>STOCK.                          | EA | PART           | <input type="checkbox"/> |
|    | 325923000   | 32-5923-000 |                | Cornelius | CABLE RIBBON<br>16COND (OBS)                   | SHOWS (2) IN<br>STOCK.                          | EA | PART           | <input type="checkbox"/> |
|    | 325925000   | 32-5925-000 | 1009604        | Cornelius | SUPPORT PC<br>BOARD 3/8                        |   | EA | PART           | <input type="checkbox"/> |
|    | 325936000   | 325936000   | 1005640        | Cornelius | VALVE SPACER FCB,<br>MOTORMAN                  | FOR VIPER 2-3-4 /<br>PINNACLE 2-4 /FCB<br>V4-X  | EA | PART           | <input type="checkbox"/> |
|    | 325937000   | 32-5937-000 | 1010873        | Cornelius | COUPLING SHAFT<br>FLEX 625D                    | FOR FCB V SERIES                                | EA | PART           | <input type="checkbox"/> |
|   | 325938000   | 32-5938-000 | 1010762        | Cornelius | CAPACITOR, START,<br>2HP, 161-193 220v<br>60hz | FOR FCB V3+                                     | EA | PART           | <input type="checkbox"/> |
|  | 325939000   | 32-5939-000 | 1010756        | Cornelius | CAPACITOR, RUN,<br>2HP, 25-35mf 440v<br>60hz   |   | EA | PART           | <input type="checkbox"/> |
|  | 325954000   | 325954000   | 1001715        | Cornelius | STEM ASY RELIEF<br>VALVE                       | FOR VIPER 2-3-4 /<br>PINNACLE 2-4 /<br>FCB V4-X | EA | PART           | <input type="checkbox"/> |
|  | 325958000   | 32-5958-000 |                | Cornelius | DISPLAY CIRCUIT<br>BOARD (OBS)                 | SHOWS (1) IN<br>STOCK.                          | EA | Control Board  | <input type="checkbox"/> |



| Picture   | Vendor Item | GIS Item    | Alternate Item | Vendor    | Item Description 01               | Item Description 02                      | UM | Classification | NS                                  |
|---|-------------|-------------|----------------|-----------|-----------------------------------|--|----|----------------|-------------------------------------|
|     | 325962040   | 32-5962-040 | 1010837        | Cornelius | TOUCH SWITCH 14<br>FUNC           | FOR FCB V4-X / FCB<br>V3+                | EA | PART           | <input type="checkbox"/>            |
|     | 325986000   | 32-5986-000 |                | Cornelius | SUPPORT ASSY,<br>DRIP TRAY (OBS)  | SHOWS (2) IN<br>STOCK.                   | EA | PART           | <input type="checkbox"/>            |
|     | 325998000   | 32-5998-000 | 1008218        | Cornelius | RIBBON CABLE 19<br>COND, 24"      |  | EA | PART           | <input type="checkbox"/>            |
|     | 326002000   |             | 1003674        | Cornelius | DRAIN KIT, DRIP<br>TRAY           | FOR FCB V4-X / FCB<br>V3+ / FCB (OC2)    | EA | PART           | <input checked="" type="checkbox"/> |
|     | 326007000   | 32-6007-000 |                | Cornelius | HOT GAS VALVE<br>REPAIR KIT (OBS) | SHOWS (1) IN<br>STOCK.                   | EA | PART           | <input type="checkbox"/>            |
|    | 326013000   | 32-6013-000 |                | Cornelius | SHAFT DRIVE 2F<br>FCB (OBS)       | SHOWS (1) IN<br>STOCK.                   | EA | PART           | <input type="checkbox"/>            |
|   | 326014088   | 32-6014-088 | 1006483        | Cornelius | SHAFT DRIVE<br>ASSEMBLY           | FOR FCB                                  | EA | PART           | <input type="checkbox"/>            |
|  | 326071000   | 32-6071-000 | 1010850        | Cornelius | VALVE SOLENOID<br>REFG            | FOR FCB V4-X / FCB<br>3+ / FCB (OC2)     | EA | PART           | <input type="checkbox"/>            |
|   | 326072001   | 32-6072-001 |                | Cornelius | BOARD PC MASTER<br>CONTROL (OBS)  | SHOWS (1) IN<br>STOCK.                   | EA | Control Board  | <input type="checkbox"/>            |
|   | 326077000   | 32-6077-000 | 1004250        | Cornelius | CIRCUIT BOARD,<br>MOTOR 2 (OBS)   | FOR FCB V4-X /<br>SHOWS (6) IN<br>STOCK. | EA | Control Board  | <input type="checkbox"/>            |

Non-Stocked,  
Lead Time

| Picture   | Vendor Item | GIS Item    | Alternate Item | Vendor    | Item Description 01                          | Item Description 02                         | UM | Classification | NS                                  |                           |
|---|-------------|-------------|----------------|-----------|--|---|----|----------------|-------------------------------------|---------------------------|
|     | 326078000   | 32-6078-000 | 1004161        | Cornelius | BOARD PC DISPLAY<br>4FL                      | FOR FCB V4-X                                | EA | Control Board  | <input type="checkbox"/>            |                           |
|     | 326097000   | 32-6097-000 | 1004023        | Cornelius | REGULATOR, CO2,<br>S, FCB 2-FL 100-60        | 2x60/1x100 2F<br>FCB, FOR FCB V4-2          | EA | Regulator      | <input type="checkbox"/>            |                           |
|     | 326099000   |             | 1004105        | Cornelius | REGULATOR, CO2,<br>S, 2x100/4x60 4F<br>FCB   | FOR FCB V4-4                                | EA | Regulator      | <input checked="" type="checkbox"/> | Non-Stocked,<br>Lead Time |
|    | 326104000   |             | 1004566        | Cornelius | SPRING, RELIEF<br>VALVE, 50# FCB             | FOR FCB                                     | EA | PART           | <input checked="" type="checkbox"/> | Non-Stocked,<br>Lead Time |
|    | 326105000   |             | 1001169        | Cornelius | VALVE RELIEF, 50<br>PSI                      | FOR FCB V4-2 / FCB<br>V4-4 / FCB (OC2)      | EA | PART           | <input checked="" type="checkbox"/> | Non-Stocked,<br>Lead Time |
|    | 32651       |             | 1018772        | Cornelius | JUMPER, YELLOW,<br>16 GAGE, 9"<br>LENGTH     |   | EA | PART           | <input checked="" type="checkbox"/> | Non-Stocked,<br>Lead Time |
|   | 32682       | 32682       | 1008304        | Cornelius | TRANSFORMER<br>ASSEMBLY,<br>120/25VAC 80VA   | FOR DF-<br>ED1XX/2XX/300/CA<br>RMA250/FOCUS | EA | Transformer    | <input type="checkbox"/>            |                           |
|  | 32714       |             | 1004032        | Cornelius | DIODE ASSEMBLY,<br>TRANSIENT<br>VOLTAGE      | FOR DB275 /<br>ED250 BCP                    | EA | PART           | <input checked="" type="checkbox"/> | Non-Stocked,<br>Lead Time |
|  | 3282        | 3282        |                | Cornelius | SF-1 SANITARY<br>LEVER (OBS)                 | SHOWS (11) IN<br>STOCK.                     | EA | PART           | <input type="checkbox"/>            |                           |
|   | 32824       |             | 2613799        | Cornelius | MOTOR, GEAR,<br>230/50/60, 20 HP,<br>5.0 RPM | FOR ABS 1.0                                 | EA | Motor          | <input checked="" type="checkbox"/> | Non-Stocked,<br>Lead Time |

| Picture  | Vendor Item | GIS Item | Alternate Item | Vendor    | Item Description 01                  | Item Description 02                    | UM | Classification | NS                                  |
|--|-------------|----------|----------------|-----------|--------------------------------------|--|----|----------------|-------------------------------------|
|    | 32826       |          | 1002968        | Cornelius | AGITATOR MOTOR HEATER, 220-240V/50HZ | FOR ED1XX/ED300/IDC2XX/DF2XX / ABS 1.0 | EA | PART           | <input checked="" type="checkbox"/> |
|    | 32829R      |          | 1010225        | Cornelius | TRANSFORMER, 220/24 80VA             | FOR DF-ED150/2XX/ ED175 / IDC2XX       | EA | Transformer    | <input checked="" type="checkbox"/> |
|    | 32870       |          | 2613614        | Cornelius | SPLICER WIRE FITTING                 |  | EA | PART           | <input checked="" type="checkbox"/> |
|    | 32954       | 32954    | 1010848        | Cornelius | SOLENOID ASSEMBLY, 120V              | FOR EDXXX / DF2XX / CARMA 250          | EA | PART           | <input type="checkbox"/>            |
|    | 32958       | 32958    | 1010449        | Cornelius | RECTIFIER 10A 800V                   | FOR ED150/300 / UC150 / DB275          | EA | PART           | <input type="checkbox"/>            |
|    | 3297        | 3297     | 1010839        | Cornelius | WATER LEVER KIT UF-1                 | FOR UF-1 / UFB-1 / SFV-1 VALVE         | EA | PART           | <input type="checkbox"/>            |
|   | 32977       | 32977    | 1001679        | Cornelius | SWITCH KEYLOCK                       | FOR DF-ED2XX / IDC2XX / CARMA250       | EA | PART           | <input type="checkbox"/>            |
|  | 330181000   |          | 1004717        | Cornelius | NUT, HEX, STZI 06-32 KEPS            | FOR ABS 1.0 / UNIVERSAL 750            | EA | Hardware       | <input checked="" type="checkbox"/> |
|  | 3309        |          | 1018810        | Cornelius | INSTALLATION INSTRUCTION SHEET       | PROBE CARB / CNVBL                     | EA | OTHER          | <input checked="" type="checkbox"/> |
|  | 33160R      | 33160R   | 1005931        | Cornelius | CAPACITOR, AGITATOR MOTOR, DB275     | FOR DF-ED2XX                           | EA | PART           | <input type="checkbox"/>            |

Non-Stocked, Lead Time

Non-Stocked, Lead Time

Non-Stocked, Lead Time

Non-Stocked, Lead Time

Non-Stocked, Lead Time

| Picture  | Vendor Item | GIS Item    | Alternate Item | Vendor    | Item Description 01             | Item Description 02               | UM | Classification | NS                                  |
|--|-------------|-------------|----------------|-----------|---------------------------------|-----------------------------------|----|----------------|-------------------------------------|
|    | 33162       | 33162       | 1010484        | Cornelius | MOTOR RELAY                     | FOR DB275 / WCC700                | EA | PART           | <input type="checkbox"/>            |
|    | 3321        | 3321        |                | Cornelius | KEY ONLY, MILLENIUM N/S (OBS)   | SHOWS (6) IN STOCK.               | EA | PART           | <input type="checkbox"/>            |
|    | 332418088   | 33-2418-088 |                | Cornelius | MOTOR FAN 5W 60H 115V (OBS)     | SHOWS (1) IN STOCK.               | EA | Motor          | <input type="checkbox"/>            |
|    | 332420000   | 33-2420-000 |                | Cornelius | FAN BLADE, 5-PETALS (OBS)       | SHOWS (3) IN STOCK.               | EA | Fan Blade      | <input type="checkbox"/>            |
|    | 33388       |             | 1004658        | Cornelius | HARNESS, WIRE, AGITATOR MOTOR   |                                   | EA | Wire Harness   | <input checked="" type="checkbox"/> |
|    | 33397       |             | 1005884        | Cornelius | SOLENOID, ROTARY, 220V          | FOR ED150/175/2XX/300 / CARMA 250 | EA | PART           | <input checked="" type="checkbox"/> |
|   | 33404       |             | 1001718        | Cornelius | MOTOR, GEAR, 1/4HP, 230V/5/6    | FOR DF-ED2XX / CARMA 250          | EA | Motor          | <input checked="" type="checkbox"/> |
|  | 33409       |             | 1004020        | Cornelius | SOLENOID, ROTARY ASSEMBLY, 220V | FOR ED1XX/2XX / DF2XX / CARMA 250 | EA | PART           | <input checked="" type="checkbox"/> |
|  | 33461       |             | 2546360        | Cornelius | SCREW, PHILLIPS, AE530          |                                   | EA | Hardware       | <input checked="" type="checkbox"/> |
|  | 33615       |             | 1000191        | Cornelius | HARNESS, WIRE, SOLENOID         | FOR PBD ED175 REFRESH             | EA | Wire Harness   | <input checked="" type="checkbox"/> |

Non-Stocked, Lead Time

Non-Stocked, Lead Time

Non-Stocked, Lead Time

Non-Stocked, Lead Time

Non-Stocked, Lead Time

Non-Stocked, Lead Time

| Picture  | Vendor Item | GIS Item    | Alternate Item | Vendor    | Item Description 01                | Item Description 02    | UM | Classification | NS                                  |                        |
|--|-------------|-------------|----------------|-----------|------------------------------------|------------------------|----|----------------|-------------------------------------|------------------------|
|    | 33616       |             | 1018904        | Cornelius | JUMPER, WHITE, 9" LENGTH           | FOR UC150              | EA | PART           | <input checked="" type="checkbox"/> | Non-Stocked, Lead Time |
|    | 33617       |             | 1002461        | Cornelius | HARNESS, WIRE, AGITATOR MOTOR      | FOR ABS 1.0            | EA | Wire Harness   | <input checked="" type="checkbox"/> | Non-Stocked, Lead Time |
|    | 33664       |             | 1008552        | Cornelius | SENSOR, ICE LEVEL, LIGHT OPT DF/ED | FOR DF150              | EA | PART           | <input checked="" type="checkbox"/> | Non-Stocked, Lead Time |
|    | 33666       |             | 1007562        | Cornelius | LOW ICE INDICATOR LIGHT (RED)      | FOR DF2XX / IDC255 PFG | EA | PART           | <input checked="" type="checkbox"/> | Non-Stocked, Lead Time |
|    | 33793       | 33793       | 1004051        | Cornelius | SEV NOZZLE GASKET                  | FOR SEV VALVE          | EA | PART           | <input type="checkbox"/>            |                        |
|    | 34047       | 34047       | 1008229        | Cornelius | WASHER, CONTOURED, FLOW, SEV       | FOR SEV VALVE          | EA | Hardware       | <input type="checkbox"/>            |                        |
|   | 34066       |             | 1018932        | Cornelius | RELIEF VALVE, 100 PSI, 1/4" MPT    | FOR APPEX 6            | EA | PART           | <input checked="" type="checkbox"/> | Non-Stocked, Lead Time |
|  | 3419        | 3419        |                | Cornelius | JUICE VALVE PUSH-BUTTON (OBS)      | SHOWS (2) IN STOCK.    | EA | Beverage Valve | <input type="checkbox"/>            |                        |
|  | 342663000   |             | 1009736        | Cornelius | SCREW, TC, 08-32 Paph 12 Stzi 23   | FOR ABS 1.0            | EA | Hardware       | <input checked="" type="checkbox"/> | Non-Stocked, Lead Time |
|  | 3428        | 31-8834-005 | 1004166        | Cornelius | PROBE LEVEL CONTROL, CARBONATOR    |                        | EA | Probe          | <input type="checkbox"/>            |                        |

| Picture   | Vendor Item | GIS Item | Alternate Item | Vendor    | Item Description 01                     | Item Description 02                       | UM | Classification       | NS                                  |
|---|-------------|----------|----------------|-----------|---|---|----|----------------------|-------------------------------------|
|    | 342958000   |          | 1001166        | Cornelius | CLAMP, HOSE, WORM, 215-625              |   | EA | Clamp or Tie         | <input checked="" type="checkbox"/> |
|    | 343417000   |          | 1005189        | Cornelius | SCREW TC 10-32 X 0.375L PAPH 12 STZI 23 | FOR WCC700A-R-W / PINNACLE 2-4            | EA | Hardware             | <input checked="" type="checkbox"/> |
|    | 3454        | 3454     | 1010588        | Cornelius | AGITATOR MOTOR, 120/60                  | FOR OLYMPUS / IMPULSE                     | EA | Motor                | <input type="checkbox"/>            |
|    | 3470        | 3470     | 1013383        | Cornelius | ED175 CABINET STAND W/ 6" LEGS          | FOR DF-ED175-08 VALVE                     | EA | Stand, Ice-Bev-Combo | <input type="checkbox"/>            |
|    | 3472        | 3472     | 1013384        | Cornelius | ED150 CABINET STAND W/ 6" LEGS          | FOR DF-ED150-06 VALVE UNITS               | EA | Stand, Ice-Bev-Combo | <input type="checkbox"/>            |
|     | 3473        | 3473     | 1013385        | Cornelius | ED200/250 CABINET STAND W/ 6" LEGS      | FOR DF-ED2XX / IDC2XX                     | EA | Stand, Ice-Bev-Combo | <input type="checkbox"/>            |
|    | 350012      | 350012   | 1005956        | Cornelius | AGITATOR BLADE UCC40                    | FOR UCC40 / UCCR40 / UCR40 / MJ30/31/32-4 | EA | PART                 | <input type="checkbox"/>            |
|   | 350015      |          | 1003096        | Cornelius | FAN BLADE, 4-PETALS, 10" DIA            | FOR UCR40 / UCCR40 / CT-40                | EA | Fan Blade            | <input checked="" type="checkbox"/> |
|  | 350078      | 350078   | 1006049        | Cornelius | AGITATOR MOTOR, 120/50-60, 1500 RPM     | FOR UCR40 / UCCR40 / CT-40 / MJ30/31/32-4 | EA | Motor                | <input type="checkbox"/>            |
|   | 350094      | 350094   | 1003870        | Cornelius | MOTOR FAN 09W 120/60 1450RPM            | FOR UCR40 / UCCR40 / CT-40                | EA | Motor                | <input type="checkbox"/>            |

Non-Stocked, Lead Time

Non-Stocked, Lead Time

Non-Stocked, Lead Time

| Picture   | Vendor Item | GIS Item    | Alternate Item | Vendor    | Item Description 01                | Item Description 02                         | UM | Classification | NS                                  |
|---|-------------|-------------|----------------|-----------|------------------------------------|---|----|----------------|-------------------------------------|
|     | 350108      | 350108      | 1001257        | Cornelius | COMPRESSOR OVERLOAD                | FOR UCR40 / UCCR40 / CT-40                  | EA | PART           | <input type="checkbox"/>            |
|     | 350137      | 350137      | 1018981        | Cornelius | RECEPTACLE (OBS)                   | FOR UCR40 / UCCR40                          | EA | PART           | <input type="checkbox"/>            |
|    | 350182      | 350182      | 1009965        | Cornelius | ROCKER SWITCH, ON/OFF              | FOR UCR40 / UCCR40 / CT-20/28/40 /          | EA | PART           | <input type="checkbox"/>            |
|     | 350701000   | 35-0701-000 |                | Cornelius | SWITCH 15A SPST MICRO (OBS)        | SHOWS (1) ON TRUCK.                         | EA | PART           | <input type="checkbox"/>            |
|     | 3518-300    |             | 2619520        | Cornelius | PORTION CONTROL MODULE             | FOR SFV1 / UF1 / UFB1 VALVE                 | EA | PART           | <input checked="" type="checkbox"/> |
|     | 3519        |             | 1012397        | Cornelius | REGULATOR, CO2, S, 1x60/1x100 FCB2 | FOR FCB                                     | EA | Regulator      | <input checked="" type="checkbox"/> |
|    | 3538        | 3538        | 1003498        | Cornelius | COIL, RH                           | FOR VENTURE 134A                            | EA | Coil           | <input type="checkbox"/>            |
|   | 3540        | 3540        | 1007900        | Cornelius | COIL, LH                           | FOR VENTURE 134A                            | EA | Coil           | <input type="checkbox"/>            |
|   | 3557        | 3557        | 1001224        | Cornelius | DRIER, VIPER                       | FOR FCB V4 2-4 / FCB (OC2) / VIPER2-4 (OLD) | EA | PART           | <input type="checkbox"/>            |
|  | 3600        |             | 1002822        | Cornelius | AGITATOR 2-BLADE, 3.25"D 312 PI +  | FOR ABS 1.0 / VANGUARD 245 / UNIV 750       | EA | PART           | <input checked="" type="checkbox"/> |










Non-Stocked, Lead Time











Non-Stocked, Lead Time

Non-Stocked, Lead Time

| Picture  | Vendor Item | GIS Item  | Alternate Item | Vendor    | Item Description 01                     | Item Description 02                       | UM | Classification   | NS                                  |                        |
|--|-------------|-----------|----------------|-----------|---|---|----|------------------|-------------------------------------|------------------------|
|    | 360174000   |           | 1003463        | Cornelius | TIE, CABLE, 7" LENGTH                   |   | EA | Clamp or Tie     | <input checked="" type="checkbox"/> | Non-Stocked, Lead Time |
|    | 36078       | 36078     |                | Cornelius | PORTION CONTROL BOARD (OBS)             | SHOWS (3) IN STOCK.                       | EA | Control Board    | <input type="checkbox"/>            |                        |
|    | 3609        |           | 1019013        | Cornelius | SPACER, 1", COMPRESSOR MOUNT, COPELAND  | FOR PINNACLE 2-4 / FCB V4 2-4 / FCB (OC2) | EA | PART             | <input checked="" type="checkbox"/> | Non-Stocked, Lead Time |
|    | 361003200   |           | 1008444        | Cornelius | FITTING, L, BR, 3/8" MPT x 3/8" MFI Std | FOR VANGUARD 245 / VANTAGE                | EA | Fitting, General | <input checked="" type="checkbox"/> | Non-Stocked, Lead Time |
|    | 3680        | 3680      | 1004270        | Cornelius | KIT, SEAL PM V3 FCB                     | FOR FCB V3                                | EA | PART             | <input type="checkbox"/>            |                        |
|    | 3691        |           | 1001847        | Cornelius | PROBE REPLACE KIT                       | FOR AURORA / VENTURE                      | EA | Probe            | <input checked="" type="checkbox"/> | Non-Stocked, Lead Time |
|    | 3764        |           | 1001149        | Cornelius | SUPPORT, DRIP TRAY, FCB WIDE            | FOR FCB V4-2 FL / FCB V3+                 | EA | PART             | <input checked="" type="checkbox"/> | Non-Stocked, Lead Time |
|  | 3787        | 2489      | 1008660        | Cornelius | COUPLING, SHAFT, FLEX, FCB              | FOR FCB V4-2-4 / FCB OC2                  | EA | PART             | <input type="checkbox"/>            |                        |
|  | 37958       | 37958     | 1004011        | Cornelius | 4" LEG, PLASTIC, BLACK                  | FOR QUEST 2-4 / MILLENNIUM II / NITROPRO  | EA | Leg Set          | <input type="checkbox"/>            |                        |
|  | 37958001    | 37958-001 | 1007804        | Cornelius | 2 1/2" ADJUSTABLE LEG                   | FOR QUEST E4 / QUANTUM 1-2-3-4            | EA | Leg Set          | <input type="checkbox"/>            |                        |



| Picture   | Vendor Item | GIS Item    | Alternate Item | Vendor    | Item Description 01                     | Item Description 02                | UM | Classification | NS                                  |                        |
|---|-------------|-------------|----------------|-----------|---|------------------------------------|----|----------------|-------------------------------------|------------------------|
|    | 3811        | 3811        | 1000630        | Cornelius | KIT, FCB WTR PRESSURE SWITCH            | SWITCH, KIT, FCB WTR PRESS SOLDOUT | EA | PART           | <input type="checkbox"/>            |                        |
|     | 3829        | 3829        | 1010548        | Cornelius | COVER, CABINET                          | FOR CORNELIUS VA CARBONATOR        | EA | PART           | <input type="checkbox"/>            |                        |
|    | 38580052    |             | 1010975        | Cornelius | GRAPHIC, GENERIC DOM, Q4000, SYSCO      | FOR QUEST 4                        | EA | Graphic        | <input checked="" type="checkbox"/> | Non-Stocked, Lead Time |
|    | 38650008    | 38650-8     | 1006244        | Cornelius | SYRUP SEPARATOR KIT, SEV                | FOR SEV VALVE                      | EA | PART           | <input type="checkbox"/>            |                        |
|     | 3879        |             | 1009923        | Cornelius | CONDENSATION TRAY OR MOTOR COVER        | FOR VIPER E2 / FCB V4-X / FCB V3+  | EA | PART           | <input checked="" type="checkbox"/> | Non-Stocked, Lead Time |
|    | 391046000   |             | 1001075        | Cornelius | FOOT, 3/4" SQ x 1/2" HIGH               | FOR TEA TOWER                      | EA | Leg Set        | <input checked="" type="checkbox"/> | Non-Stocked, Lead Time |
|    | 394         |             | 1044918        | Cornelius | MANIFOLD, BAR, 4-PRODUCT, LESS FITTINGS |                                    | EA | PART           | <input checked="" type="checkbox"/> | Non-Stocked, Lead Time |
|  | 39496       |             | 2622462        | Cornelius | COMPRESSOR, 115V, R290                  | FOR NITROPRO MINI (R290)           | EA | Compressor     | <input checked="" type="checkbox"/> | Non-Stocked, Lead Time |
|   | 394RJOK44B  |             | 1011317        | Cornelius | MANIFOLD, CO2, 4 PORT W/ SHUTOFF        |                                    | EA | PART           | <input checked="" type="checkbox"/> | Non-Stocked, Lead Time |
|  | 396115010   | 39-6115-010 | 1006027        | Cornelius | FOOT, RUBBER, 1 D 5/8 HI 1/2D HOLE      | FOR LR OR VA CARBONATORS           | EA | Leg Set        | <input type="checkbox"/>            |                        |

| Picture   | Vendor Item | GIS Item    | Alternate Item | Vendor    | Item Description 01                 | Item Description 02              | UM | Classification   | NS                                  |                        |
|---|-------------|-------------|----------------|-----------|-------------------------------------|----------------------------------|----|------------------|-------------------------------------|------------------------|
|     | 396RJOK44B  |             | 1011318        | Cornelius | MANIFOLD, CO2, 6 PORT, W/ SHUTOFF   |                                  | EA | PART             | <input checked="" type="checkbox"/> | Non-Stocked, Lead Time |
|    | 39725003    |             | 1005273        | Cornelius | SWITCH, ROCKER, 20A, SNAP-IN, Int'l | FOR OLYMPUS / MILLENNIUM II 4-6  | EA | PART             | <input checked="" type="checkbox"/> | Non-Stocked, Lead Time |
|     | 3977        |             | 1003492        | Cornelius | WATER OUTLET TUBE, TANK WELD        | Tube Prod 250 Vblu 13+ 7/16      | EA | PART             | <input checked="" type="checkbox"/> | Non-Stocked, Lead Time |
|    | 398024603   |             | 1006707        | Cornelius | NUT, HEX, 10-24 Stzi                | FOR VANGUARD (R134) / FCB V4 2-4 | EA | Hardware         | <input checked="" type="checkbox"/> | Non-Stocked, Lead Time |
|    | 398033013   | 39-8033-013 | 1006068        | Cornelius | O-RING 799ID X 103CS 70Du Ey-P      | FOR UF-1 / UFB-1 / SF-1 VALVE    | EA | O-Ring           | <input type="checkbox"/>            |                        |
|     | 398034400   |             | 1003669        | Cornelius | HITCH PIN, 080D 1.562 STZI          | USED ON VARIOUS CORNELIUS MODELS | EA | Hardware         | <input checked="" type="checkbox"/> | Non-Stocked, Lead Time |
|    | 3982        |             | 1009528        | Cornelius | PANEL, ACCESS                       | FOR VANGUARD 245                 | EA | PART             | <input checked="" type="checkbox"/> | Non-Stocked, Lead Time |
|  | 3993C       |             | 1032308        | Cornelius | TANK, CARBONATOR                    | FOR CORNELIUS LR CARBONATORS     | EA | Carbonator Tank  | <input checked="" type="checkbox"/> | Non-Stocked, Lead Time |
|  | 3ARR12PAH11 | 3ARR12PAH11 | 8209660L80     | Cornelius | COMPRESSOR START RELAY (OBS)        | * REPLACED BY OEM # 8209660L80   | EA | PART             | <input type="checkbox"/>            |                        |
|  | 400104      |             | 1019191        | Cornelius | FITTING, L, PL, DRAIN, 1/2" Bb      | FOR OLD QUEST 2-4                | EA | Fitting, General | <input checked="" type="checkbox"/> | Non-Stocked, Lead Time |

| Picture   | Vendor Item | GIS Item | Alternate Item | Vendor    | Item Description 01                           | Item Description 02                                  | UM | Classification   | NS                                  |
|---|-------------|----------|----------------|-----------|---|--|----|------------------|-------------------------------------|
|    | 400105      | 400105   | 400123         | Cornelius | DRAIN FITTING<br>WCC / UCC (OBS)              | * REPLACED BY<br>OEM # 400123                        | EA | PART             | <input type="checkbox"/>            |
|    | 400123      |          | 1002347        | Cornelius | DRAIN FITTING,<br>BRASS, 1/4" BB X 1-<br>7/8" | FOR UCCR40 /<br>UCR40                                | EA | PART             | <input checked="" type="checkbox"/> |
|    | 400135      |          | 1003325        | Cornelius | FITTING, A, BR,<br>3/8" MFL x 3/8" Bb         | FOR MILLENNIUM<br>(MJ30-4, MJ32-4,<br>MJ31-4)        | EA | Fitting, General | <input checked="" type="checkbox"/> |
|     | 4024        | 4024     | 1005212        | Cornelius | GROUND KIT,<br>OPTIFILL                       | FOR UF-1 / UFB-1<br>VALVE                            | EA | PART             | <input type="checkbox"/>            |
|     | 4026        | 4026     |                | Cornelius | GATE VALVE<br>CONTROL ASSY<br>(OBS)           | SHOWS (18) IN<br>STOCK.                              | EA | PART             | <input type="checkbox"/>            |
|    | 40284       |          | 1003942        | Cornelius | CAPACITOR, START,<br>145 MFD, 220V            | FOR FCB V3+ / IAC-<br>IWC-IRC830/1030 /<br>FCB (OC2) | EA | PART             | <input checked="" type="checkbox"/> |
|    | 40285       |          | 1001916        | Cornelius | START RELAY                                   | FOR<br>IAC830/1030/1230/<br>WCC2000R/FCB V4          | EA | PART             | <input checked="" type="checkbox"/> |
|  | 40407       | 20702    | 1019232        | Cornelius | RETAINER                                      | FOR UFB-1, UF-1,<br>AND FFV VALVES                   | EA | PART             | <input type="checkbox"/>            |
|  | 40439       |          | 1004768        | Cornelius | FITTING, L, 45-DEG,<br>SS, 1/4" Bb DOLE       |  | EA | Fitting, General | <input checked="" type="checkbox"/> |
|  | 40646       |          | 1013451        | Cornelius | VALVE, BYPASS,<br>3/4", 25 GPM                |  | EA | PART             | <input checked="" type="checkbox"/> |

Non-Stocked,  
Lead Time






Non-Stocked,  
Lead Time

Non-Stocked,  
Lead Time

Non-Stocked,  
Lead Time

Non-Stocked,  
Lead Time

Non-Stocked,  
Lead Time

| Picture   | Vendor Item | GIS Item | Alternate Item | Vendor    | Item Description 01                          | Item Description 02                   | UM | Classification   | NS                                  |                        |
|---|-------------|----------|----------------|-----------|--|---------------------------------------|----|------------------|-------------------------------------|------------------------|
|    | 40674       | 40673    |                | Cornelius | KENCO WATER VALVE KIT (OBS)                  | SHOWS (1) IN STOCK.                   | EA | PART             | <input type="checkbox"/>            |                        |
|     | 40713       | 40713    | 1010726        | Cornelius | RELAY, 208/240V 50/60HZ 25A                  | FOR IAC-XAC3XX/5XX/630/830/WCU1401    | EA | PART             | <input type="checkbox"/>            |                        |
|    | 4073        | 4073     | 1010751        | Cornelius | O-RING UF1 INLET FITTING (OBS)               | * REPLACED BY OEM # 740001852 (BLACK) | EA | O-Ring           | <input type="checkbox"/>            |                        |
|    | 40832011    |          | 1002487        | Cornelius | FITTING, A, BR, 3/8" MPT x 1/2" MPT          |                                       | EA | Fitting, General | <input checked="" type="checkbox"/> | Non-Stocked, Lead Time |
|    | 40850001    |          | 1007083        | Cornelius | FITTING, BUSH, BR, 1/8" FPT x 1/4" MPT       |                                       | EA | Fitting, General | <input checked="" type="checkbox"/> | Non-Stocked, Lead Time |
|    | 40897       |          | 1019270        | Cornelius | WASHER, NYLON, 3/8" FL                       |                                       | EA | PART             | <input checked="" type="checkbox"/> | Non-Stocked, Lead Time |
|   | 40978       |          | 2611479        | Cornelius | FITTING, SOLDER, 5/8" x 1/2" FLUSH Copper    |                                       | EA | Fitting, General | <input checked="" type="checkbox"/> | Non-Stocked, Lead Time |
|  | 41031       |          | 1013459        | Cornelius | FITTING, A, BR, 3/8" MFL x 3/4" Garden Hose  |                                       | EA | Fitting, General | <input checked="" type="checkbox"/> | Non-Stocked, Lead Time |
|  | 41044       | 41044    | 1006166        | Cornelius | START CAPACITOR, PINNACLE                    | FOR IAC1230/1448 / WCC1001/2000R      | EA | PART             | <input type="checkbox"/>            |                        |
|  | 41084       |          | 1019280        | Cornelius | FITTING, L, 90-DEG, SS, 1/4" Bb, DOLE, INLET | FOR DB150                             | EA | Fitting, General | <input checked="" type="checkbox"/> | Non-Stocked, Lead Time |

| Picture   | Vendor Item | GIS Item    | Alternate Item | Vendor    | Item Description 01                 | Item Description 02            | UM | Classification   | NS                                  |
|---|-------------|-------------|----------------|-----------|-------------------------------------|--------------------------------|----|------------------|-------------------------------------|
|    | 41403       |             | 1050711        | Cornelius | HINGE, DOOR, RIGHT                  | FOR B1048                      | EA | PART             | <input checked="" type="checkbox"/> |
|     | 41415       | 41415       | 1010696        | Cornelius | EXPANSION VALVE                     |                                | EA | TXV              | <input type="checkbox"/>            |
|    | 41459       |             | 1004592        | Cornelius | O-RING                              | FOR ED300                      | EA | O-Ring           | <input checked="" type="checkbox"/> |
|     | 4147        |             | 1003628        | Cornelius | PLATE, RETAIN, TOP, FLOW HOUSING    |                                | EA | PART             | <input checked="" type="checkbox"/> |
|     | 41530       |             | 1004031        | Cornelius | WATER VALVE, CUP, LEVER, B-1200     |                                | EA | PART             | <input checked="" type="checkbox"/> |
|    | 416411000   | 41-6411-000 | 1006496        | Cornelius | VA BALANCE CONTROL CARBONATOR       |                                | EA | Carbonator       | <input type="checkbox"/>            |
|    | 416424000   | 41-6424-011 | 1010907        | Cornelius | CARBONATOR, LARGE RESERVE, 115/60   | WITH ASSE 1022 CHECK VALVE     | EA | Carbonator       | <input type="checkbox"/>            |
|   | 416424011   | 41-6424-011 |                | Cornelius | (OBS) CARBONATOR, LARGE RESERVE,    | ** REPLACED BY OEM # 416424000 | EA | Carbonator       | <input type="checkbox"/>            |
|  | 41710       |             | 1007148        | Cornelius | FITTING, A, NY, 3/4" MPT x 3/4" Bb  | FOR CB2323                     | EA | Fitting, General | <input checked="" type="checkbox"/> |
|  | 4176        | 4176        | 008061         | Cornelius | WATER LABEL/ARROW - SMALL UFB (OBS) | * REPLACED BY OEM # 008061     | EA | Label            | <input type="checkbox"/>            |

Non-Stocked, Lead Time

Non-Stocked, Lead Time

Non-Stocked, Lead Time

Non-Stocked, Lead Time

Non-Stocked, Lead Time

| Picture  | Vendor Item | GIS Item | Alternate Item | Vendor    | Item Description 01                     | Item Description 02         | UM | Classification   | NS                                  |
|--|-------------|----------|----------------|-----------|---|-----------------------------|----|------------------|-------------------------------------|
|    | 4177        | 4177     | 1009449        | Cornelius | LABEL, WATER - PUSH DOWN W/ ARROW (OBS) | SHOWS (57) IN STOCK.        | EA | Label            | <input type="checkbox"/>            |
|    | 4182        |          | 2574174        | Cornelius | COMPRESSOR, 3/4HP, R404A, 120/60        | TECUMPSEH. FOR VANGUARD 245 | EA | Compressor       | <input checked="" type="checkbox"/> |
|    | 4187        | 4187     | 1004225        | Cornelius | ICE BANK CONTROL                        | FOR VANGUARD 245 / ABS 1.0  | EA | PART             | <input type="checkbox"/>            |
|    | 4197        |          | 1003521        | Cornelius | MOTOR, FAN, 35W 120/60 1500RPM          | FOR ABS 1.0 / VANGUARD 245  | EA | Motor            | <input checked="" type="checkbox"/> |
|    | 4247        | 4247     |                | Cornelius | KIT CONVERSION ULTRA (OBS)              | SHOWS (1) IN STOCK.         | EA | PART             | <input type="checkbox"/>            |
|    | 4263        | 4263     | 1010691        | Cornelius | UF1 SWITCH/HARNESS, LEVER               | SWITCH AND LEAD ASSEMBLY    | EA | PART             | <input type="checkbox"/>            |
|  | 4272        |          | 1001909        | Cornelius | FITTING, PLUG, PL, 1/4" Bb x 3/8" Bb    |                             | EA | Fitting, General | <input checked="" type="checkbox"/> |
|  | 4276        | 4276     |                | Cornelius | FAN BLADE, 5-PETALS (OBS)               | SHOWS (1) IN STOCK.         | EA | Fan Blade        | <input type="checkbox"/>            |
|  | 42764       | 42764    |                | Cornelius | THERMOSTATIC TXV VALVE (OBS)            | SHOWS (1) IN STOCK.         | EA | TXV              | <input type="checkbox"/>            |
|  | 4280        | 4280     | 1003948        | Cornelius | CABINET, VA CARB                        | FOR CORNELIUS VA CARBONATOR | EA | PART             | <input type="checkbox"/>            |

Non-Stocked, Lead Time

Non-Stocked, Lead Time

Non-Stocked, Lead Time

| Picture  | Vendor Item | GIS Item | Alternate Item | Vendor    | Item Description 01                | Item Description 02                       | UM | Classification   | NS                                  |
|--|-------------|----------|----------------|-----------|------------------------------------|---|----|------------------|-------------------------------------|
|    | 42876       | 42876    |                | Cornelius | COVER EVAP ASSY RH (OBS)           | SHOWS (1) IN STOCK.                       | EA | Splash Curtain   | <input type="checkbox"/>            |
|    | 42901       |          | 1003601        | Cornelius | GASKET, DOOR, BIN                  | FOR B842                                  | EA | PART             | <input checked="" type="checkbox"/> |
|    | 42902       | 42902    | 1001518        | Cornelius | GASKET, DOOR, BIN                  | FOR B1048                                 | EA | PART             | <input type="checkbox"/>            |
|    | 42966       |          | 1002885        | Cornelius | CLAMP, HOSE, 700-800, PLASTIC      | FOR IAC-IWC-IRC1030/1230/1448             | EA | Clamp or Tie     | <input checked="" type="checkbox"/> |
|    | 4298        |          | 1000102        | Cornelius | OVERLOAD, COMPRESSOR, 120V/60HZ    | FOR UNIVERSAL 750                         | EA | PART             | <input checked="" type="checkbox"/> |
|    | 4345        | 4345     | 1005607        | Cornelius | POWER CORD RECEPTACLE, 125/230V CE | FOR QUEST ELITE/IMPULSE/ ABS 1.0/ IDC-PRO | EA | PART             | <input type="checkbox"/>            |
|   | 4386        |          | 1007930        | Cornelius | CYLINDER, JUICE FLOW CONTROL UF1   | FOR UF1 / UFB1 VALVE                      | EA | PART             | <input checked="" type="checkbox"/> |
|  | 4387474     | 4387474  |                | Cornelius | COMPRESSOR, WHIRLPOOL (OBS)        | SHOWS (1) IN STOCK.                       | EA | Compressor       | <input type="checkbox"/>            |
|  | 4391        | 4391     | 1010897        | Cornelius | OPTIFILL MODULE, UF1               | FOR UF1 / UFB1 VALVE                      | EA | PART             | <input type="checkbox"/>            |
|  | 4400002201  |          | 2619791        | Cornelius | TUBING, MGE 4Mm x 8Mm 150M Roll    |   | EA | Tubing, Beverage | <input checked="" type="checkbox"/> |

Non-Stocked, Lead Time

Non-Stocked, Lead Time

Non-Stocked, Lead Time

Non-Stocked, Lead Time

Non-Stocked, Lead Time











| Picture   | Vendor Item | GIS Item  | Alternate Item | Vendor    | Item Description 01                     | Item Description 02               | UM | Classification | NS                                  |
|---|-------------|-----------|----------------|-----------|---|-----------------------------------|----|----------------|-------------------------------------|
|    | 440000903   |           | 1032975        | Cornelius | PROBE, ICE BANK CONTROL                 | FOR APPEX 6                       | EA | Probe          | <input checked="" type="checkbox"/> |
|     | 440000905   |           | 1006878        | Cornelius | LAMP INVERTER BALLAST, 24V              | FOR FOCUS / OLYMPUS               | EA | PART           | <input checked="" type="checkbox"/> |
|     | 440000906   | 440000906 | 1004456        | Cornelius | PROBE RETAINING CLIP                    | FOR MILLENNIUM II 4-6             | EA | PART           | <input type="checkbox"/>            |
|     | 440000911   |           | 2591252        | Cornelius | ICE BANK CONTROL, GLOBAL, 120/240V SMPS | FOR NITROPRO MINI / QUEST E4 R290 | EA | PART           | <input checked="" type="checkbox"/> |
|     | 4411        | 4411      |                | Cornelius | SYRUP COIL, R/H, FOR VENTURE (OBS)      | SHOWS (4) IN STOCK.               | EA | Coil           | <input type="checkbox"/>            |
|     | 4412        | 4412      |                | Cornelius | SYRUP COIL, L/H, FOR VENTURE (OBS)      | SHOWS (2) IN STOCK.               | EA | Coil           | <input type="checkbox"/>            |
|    | 44870       | 44870     |                | Cornelius | OVERLOAD, R290                          | FOR QUEST ELITE 2-4 (R290)        | EA | PART           | <input type="checkbox"/>            |
|  | 44871       | 44871     |                | Cornelius | START RELAY, R290                       | FOR QUEST ELITE 2-4 (R290)        | EA | PART           | <input type="checkbox"/>            |
|  | 44872       | 44872     |                | Cornelius | START CAPACITOR, R290                   | FOR QUEST ELITE 2-4 (R290)        | EA | PART           | <input type="checkbox"/>            |
|   | 449999966   | 449999966 | 315183000      | Cornelius | PUMP MOTOR (OBS)                        | * REPLACED BY OEM # 315183000     | EA | Motor          | <input type="checkbox"/>            |

Non-Stocked, Lead Time

Non-Stocked, Lead Time

Non-Stocked, Lead Time



| Picture  | Vendor Item | GIS Item  | Alternate Item | Vendor    | Item Description 01                     | Item Description 02                            | UM | Classification | NS                                  |
|--|-------------|-----------|----------------|-----------|---|--|----|----------------|-------------------------------------|
|    | 449999967   | 449999967 | 1029826        | Cornelius | MOTOR DRIVE<br>60/50H 220 VOLT          | FOR VANGUARD<br>245                            | EA | Motor          | <input type="checkbox"/>            |
|    | 449999968   |           | 1005825        | Cornelius | MOTOR, PUMP,<br>1/4HP 120V/60HZ         | FOR CORNELIUS LR<br>CARBONATORS                | EA | Motor          | <input checked="" type="checkbox"/> |
|    | 449999969   |           | 1001886        | Cornelius | MOTOR, PUMP,<br>1/4HP, 230V/5/6<br>RIGI | FOR CORNELIUS LR<br>CARBONATORS                | EA | Motor          | <input checked="" type="checkbox"/> |
|    | 449999972   | 449999972 | 1008006        | Cornelius | ICE BANK CONTROL                        | FOR OLYMPUS /<br>IMPULSE                       | EA | Control Board  | <input type="checkbox"/>            |
|    | 449999996   | 449999996 | 1003659        | Cornelius | TRANSFORMER                             | FOR<br>PINNACLE/OLYMPU<br>S/VANTAGE/VANG       | EA | Transformer    | <input type="checkbox"/>            |
|    | 449999999   | 449999999 | 1003835        | Cornelius | TRANSFORMER,<br>115V                    | FOR<br>IMPULSE/OLYMPUS<br>/VANT/VANG/ABS       | EA | Transformer    | <input type="checkbox"/>            |
|    | 45003       |           | 1008636        | Cornelius | NOZZLE MIXER<br>ASSEMBLY W/ O-<br>RING  | FOR QUANTUM 1-<br>2-3-4 /<br>MILLENNIUM II 4-6 | EA | PART           | <input checked="" type="checkbox"/> |
|  | 45003001    | 45003001  | 1004232        | Cornelius | NOZZLE AND O-<br>RING                   | FOR QUANTUM 1-<br>2-3-4                        | EA | PART           | <input type="checkbox"/>            |
|  | 45004       |           | 1007622        | Cornelius | MOUNTING KIT,<br>VOLTAGE<br>REGULATOR   | FOR QUANTUM 1-<br>2-3-4                        | EA | PART           | <input checked="" type="checkbox"/> |
|  | 45004001    |           | 1002929        | Cornelius | INSULATOR,<br>VOLTAGE<br>REGULATOR      | FOR QUANTUM 1-<br>2-3-4                        | EA | PART           | <input checked="" type="checkbox"/> |







Non-Stocked,  
Lead Time




Non-Stocked,  
Lead Time

Non-Stocked,  
Lead Time

Non-Stocked,  
Lead Time

Non-Stocked,  
Lead Time

| Picture   | Vendor Item | GIS Item  | Alternate Item | Vendor    | Item Description 01                    | Item Description 02                        | UM | Classification | NS                       |
|---|-------------|-----------|----------------|-----------|--|--|----|----------------|--------------------------|
|     | 45010001    | 45010001  | 1003837        | Cornelius | OVERLOAD,<br>COMPRESSOR                | FOR QUANTUM 1-<br>2-3-4                    | EA | PART           | <input type="checkbox"/> |
|    | 45010003    | 45010003  | 1008483        | Cornelius | START CAPACITOR                        | FOR QUANTUM 1-<br>2-3-4                    | EA | PART           | <input type="checkbox"/> |
|     | 45012002    | 45012-002 | 1004202        | Cornelius | CONTROL BOARD,<br>VOLTAGE<br>REGULATOR | FOR QUANTUM 1-<br>2-3-4                    | EA | Control Board  | <input type="checkbox"/> |
|     | 45012102    | 45012102  | 1010890        | Cornelius | VOLTAGE<br>REGULATOR, CTL<br>BRD KIT   | FOR QUEST ELITE<br>4000                    | EA | Control Board  | <input type="checkbox"/> |
|     | 45016001    | 45016001  | 1010881        | Cornelius | PUMP,<br>GEARMOTOR                     | FOR<br>QUEST/MILLENNIU<br>M/QUANTUM 1-2-   | EA | Motor          | <input type="checkbox"/> |
|     | 45018001    | 45018001  | 1004046        | Cornelius | BOARD, PUSH-<br>BUTTON, SLJ            | FOR QUEST E2-4                             | EA | Control Board  | <input type="checkbox"/> |
|   | 45026       | 45026     | 1006547        | Cornelius | BOTTLE ADAPTER<br>ASSEMBLY             | FOR QUEST 2-4 /<br>QUANTUM 1-2-3-4         | EA | PART           | <input type="checkbox"/> |
|  | 45027001    | 45027-001 | 1001732        | Cornelius | BUSHING, VALVE<br>NOZZLE, SLJ QLT      | FOR MILLENNIUM<br>II / QUANTUM 1-2-<br>3-4 | EA | PART           | <input type="checkbox"/> |
|   | 45028       | 45028     | 1010576        | Cornelius | TRANSFORMER,<br>115V/24V SLJ           | FOR QUANTUM 1-<br>2-3-4                    | EA | Transformer    | <input type="checkbox"/> |
|   | 45037001    | 45037001  | 1004155        | Cornelius | NORPRENE TUBING<br>8"                  | FOR<br>QUEST/MILLENNIU<br>M/QUANTUM        | EA | PART           | <input type="checkbox"/> |

| Picture  | Vendor Item | GIS Item | Alternate Item | Vendor    | Item Description 01          | Item Description 02                         | UM | Classification | NS                                  |
|--|-------------|----------|----------------|-----------|------------------------------|---|----|----------------|-------------------------------------|
|    | 4504        | 4504     | 1004937        | Cornelius | ACCESS PANEL                 | FOR VANTAGE                                 | EA | PART           | <input type="checkbox"/>            |
|    | 45043       | 45043    | 1005412        | Cornelius | PIN SENSOR, SOLD OUT         | FOR QUEST 2-4 / QUANTUM 1-2-3-4             | EA | PART           | <input type="checkbox"/>            |
|    | 45046       |          | 1002890        | Cornelius | LATCH #2 MEDIUM SS           | FOR QUEST 2-4 / QUANTUM 1-2-3-4             | EA | PART           | <input checked="" type="checkbox"/> |
|    | 45047       |          | 1002775        | Cornelius | GUIDE LATCH #2 MEDIUM        | FOR QUEST 2-4 / QUANTUM 1-2-3-4             | EA | PART           | <input checked="" type="checkbox"/> |
|    | 45048       |          | 1003024        | Cornelius | WASHER, LATCH #2 MEDIUM      | FOR QUEST 2-4 / QUANTUM 1-2-3-4             | EA | Hardware       | <input checked="" type="checkbox"/> |
|    | 45050       | 45050    | 1003696        | Cornelius | MOUNTING PLATE, PUMP & MOTOR | FOR QUEST/MILLENNIUM/QUANTUM                | EA | PART           | <input type="checkbox"/>            |
|   | 45051       |          | 1005145        | Cornelius | STUD, LATCH, #10-32 Thrd SLJ | FOR OLD QUEST 2-4                           | EA | PART           | <input checked="" type="checkbox"/> |
|  | 45054002    |          | 1007694        | Cornelius | RELAY, COMPRESSOR, SLJ, 220V | FOR QLT180                                  | EA | PART           | <input checked="" type="checkbox"/> |
|  | 45056       |          | 1007311        | Cornelius | SUPPORT, PC BOARD, SLJ       | FOR QLT180 / QUANTUM 1-2-3-4 / MJ30/31/32-4 | EA | PART           | <input checked="" type="checkbox"/> |
|  | 45060001    | 45060001 | 1003467        | Cornelius | BOTTLE ADAPTER, TOP          | FOR QUEST 2-4 / QUANTUM 1-2-3-4             | EA | PART           | <input type="checkbox"/>            |

Non-Stocked, Lead Time

Non-Stocked, Lead Time







Non-Stocked, Lead Time

Non-Stocked, Lead Time

Non-Stocked, Lead Time

Non-Stocked, Lead Time

| Picture  | Vendor Item | GIS Item  | Alternate Item | Vendor    | Item Description 01                  | Item Description 02                   | UM | Classification | NS                       |
|--|-------------|-----------|----------------|-----------|--------------------------------------|---------------------------------------|----|----------------|--------------------------|
|   | 45060002    | 45060002  | 1010344        | Cornelius | ADAPTOR CADDY<br>RUN & FLUSH         | FOR QUEST 2-4 /<br>QUANTUM 1-2-3-4    | EA | PART           | <input type="checkbox"/> |
|    | 45060003    | 45060003  | 1003529        | Cornelius | ADAPTER CADDY                        | FOR QUEST E2-4 /<br>QUEST 2-4 (OLDER) | EA | PART           | <input type="checkbox"/> |
|    | 45061001    | 45061-001 | 1006146        | Cornelius | FLAVOR STRIP KIT                     | FOR QUANTUM 1-<br>2-3-4               | EA | Flavor Strip   | <input type="checkbox"/> |
|    | 45061003    | 45061-003 | 1010404        | Cornelius | FLAVOR STRIP,<br>ORANGE JUICE        | FOR QUANTUM 1-<br>2-3-4               | EA | Flavor Strip   | <input type="checkbox"/> |
|    | 45061004    | 45061-004 |                | Cornelius | FLAVOR<br>STRIP, GRAPEFRUIT<br>(OBS) | SHOWS (40) IN<br>STOCK.               | EA | Flavor Strip   | <input type="checkbox"/> |
|    | 45061005    | 45061-005 | 1001156        | Cornelius | FLAVOR STRIP,<br>GRAPE JUICE         | FOR QUANTUM 1-<br>2-3-4               | EA | Flavor Strip   | <input type="checkbox"/> |
|    | 45061006    | 45061-006 | 1005900        | Cornelius | FLAVOR STRIP,<br>CRANBERRY JUICE     | FOR QUANTUM 1-<br>2-3-4               | EA | Flavor Strip   | <input type="checkbox"/> |
|  | 45061007    | 45061-007 | 1001504        | Cornelius | FLAVOR STRIP,<br>APPLE JUICE         | FOR QUANTUM 1-<br>2-3-4               | EA | Flavor Strip   | <input type="checkbox"/> |
|  | 45061008    | 45061-008 | 1003598        | Cornelius | FLAVOR STRIP,<br>LEMONADE            | FOR QUANTUM 1-<br>2-3-4               | EA | Flavor Strip   | <input type="checkbox"/> |
|  | 45061029    | 45061-029 | 1005708        | Cornelius | FLAVOR STRIP KIT                     | FOR QUANTUM 1-<br>2-3-4               | EA | Flavor Strip   | <input type="checkbox"/> |

| Picture  | Vendor Item | GIS Item  | Alternate Item | Vendor    | Item Description 01               | Item Description 02                           | UM | Classification | NS                                  |
|--|-------------|-----------|----------------|-----------|-----------------------------------|---|----|----------------|-------------------------------------|
|    | 45073       | 45073     | 1005767        | Cornelius | DRIER                             | FOR QUEST 2-4<br>(OLDER) /<br>QUANTUM 1-2-3-4 | EA | PART           | <input type="checkbox"/>            |
|    | 45075003    | 45075003  | 1004385        | Cornelius | JUICE DECAL,<br>GENERIC           | FOR QUANTUM<br>3000                           | EA | Graphic        | <input type="checkbox"/>            |
|    | 45076       | 45076     | 1009843        | Cornelius | PIN, ACTUATOR                     | FOR QUEST 2-4 /<br>QUANTUM 1-2-3-4            | EA | PART           | <input type="checkbox"/>            |
|    | 45078       | 45078     | 1002026        | Cornelius | PUMP, 3 ROLLER                    | FOR QUEST 2-4 /<br>QUANTUM /<br>MILLENNIUM II | EA | PART           | <input type="checkbox"/>            |
|    | 45091001    | 45091-001 | 1010701        | Cornelius | WATER SOLENOID<br>VALVE           | FOR QUANTUM 1-<br>2-3-4 / QUEST E2-4          | EA | Water Valve    | <input type="checkbox"/>            |
|    | 45098       | 45098     | 1008464        | Cornelius | PUMP TUBE KIT                     | ** GIS ASSEMBLED<br>KIT **                    | EA | PART           | <input type="checkbox"/>            |
|   | 45119       | 45119     | 1001459        | Cornelius | DOOR GASKET                       | FOR QUANTUM<br>1000-2000 /<br>QLT180          | EA | PART           | <input type="checkbox"/>            |
|  | 45123       | 45123     | 1006381        | Cornelius | MIXER, STATIC                     | FOR MILLENNIUM<br>/ QUANTUM /<br>QLT180       | EA | PART           | <input type="checkbox"/>            |
|  | 45128       |           | 1007969        | Cornelius | HEAT EXCHANGE<br>ASSEMBLY, Sij100 | FOR QUANTUM 1-<br>2-3-4 / QLT180              | EA | PART           | <input checked="" type="checkbox"/> |
|  | 45129001    | 45129001  | 1004109        | Cornelius | DRIP TRAY                         | FOR QUANTUM<br>1000                           | EA | Drip Tray      | <input type="checkbox"/>            |

Non-Stocked,  
Lead Time

| Picture   | Vendor Item | GIS Item  | Alternate Item | Vendor    | Item Description 01                           | Item Description 02                                 | UM | Classification | NS                                  |
|---|-------------|-----------|----------------|-----------|---|---|----|----------------|-------------------------------------|
|    | 45129100    | 45129-100 | 1008306        | Cornelius | DRIP TRAY W/<br>DRAIN                         | FOR QUANTUM<br>2000                                 | EA | Drip Tray      | <input type="checkbox"/>            |
|    | 45138       |           | 1010650        | Cornelius | VOLTAGE<br>REGULATOR<br>ASSEMBLY KIT          | FOR QUANTUM<br>1000 / QLT180                        | EA | PART           | <input checked="" type="checkbox"/> |
|    | 45150100    |           | 1013503        | Cornelius | SHROUD, FAN<br>MOTOR BRACKET,<br>SLJ          | FOR QLT180 /<br>QUANTUM 1-2-3-4                     | EA | PART           | <input checked="" type="checkbox"/> |
|    | 45155001    | 45155001  | 1004083        | Cornelius | CUP REST, 9.1" x<br>4.0"                      | FOR QUANTUM<br>1000                                 | EA | Cup Rest       | <input type="checkbox"/>            |
|    | 45162       |           | 1013504        | Cornelius | BRACKET, VOLTAGE<br>REGULATOR, SLJ1           | FOR QLT180 /<br>QUANTUM 1-2-3-4                     | EA | PART           | <input checked="" type="checkbox"/> |
|    | 45168       | 45168     | 1003324        | Cornelius | CONDENSER FAN<br>BLADE, 5-PETALS              | FOR QUANTUM 1-<br>2-3-4                             | EA | Fan Blade      | <input type="checkbox"/>            |
|   | 45175001    |           | 1008336        | Cornelius | MOTOR, FAN<br>ASSEMBLY KIT,<br>120/60, 9W SLJ | FOR QUANTUM 1-<br>2-3-4                             | EA | Motor          | <input checked="" type="checkbox"/> |
|  | 45177       |           | 1005876        | Cornelius | HOLDER, POPPET,<br>SEAL, SLJ                  | FOR QUANTUM 1-<br>2-3-4 / MJ30-4,<br>MJ32-4, MJ31-4 | EA | PART           | <input checked="" type="checkbox"/> |
|  | 45185       | 45185     | 1006445        | Cornelius | PUMP AND MOTOR<br>ASSEMBLY                    | FOR QUEST /<br>MILLENNIUM /<br>QUANTUM              | EA | PART           | <input type="checkbox"/>            |
|  | 45189       | 45189     | 1010174        | Cornelius | POPPET  | FOR QUANTUM 1-<br>2-3-4 / MJ30-4,<br>MJ32-4, MJ31-4 | EA | PART           | <input type="checkbox"/>            |

Non-Stocked,  
Lead Time

Non-Stocked,  
Lead Time

Non-Stocked,  
Lead Time

Non-Stocked,  
Lead Time

Non-Stocked,  
Lead Time

| Picture   | Vendor Item | GIS Item  | Alternate Item | Vendor    | Item Description 01                | Item Description 02                 | UM | Classification | NS                                  |
|---|-------------|-----------|----------------|-----------|------------------------------------|-------------------------------------|----|----------------|-------------------------------------|
|     | 45215       | 45215     | 1002017        | Cornelius | PUMP PLATFORM ASSEMBLY (OBS)       | SHOWS (1) IN STOCK. FOR QUANTUM 2-4 | EA | PART           | <input type="checkbox"/>            |
|     | 45238       |           | 1010702        | Cornelius | VOLTAGE REGULATOR ASSEMBLY         | FOR QLT180 / QUANTUM 2000-4000      | EA | PART           | <input checked="" type="checkbox"/> |
|    | 45248       | 45248     | 1004056        | Cornelius | BOTTLE ADAPTER                     | FOR QUEST 2-4 / QUANTUM 1-2-3-4     | EA | PART           | <input type="checkbox"/>            |
|     | 45255003    | 45255-003 | 1008362        | Cornelius | CUP REST, 8.8" X 4.7", SLJ1000     | FOR QUANTUM 2000                    | EA | Cup Rest       | <input type="checkbox"/>            |
|    | 45273       |           | 1003301        | Cornelius | TUBE ASSEMBLY, DISCHARGE, SLJ-2    | FOR QUANTUM 2000-4000               | EA | PART           | <input checked="" type="checkbox"/> |
|     | 45274       | 45274     |                | Cornelius | WATER MANIFOLD ASSY, QUANTUM (OBS) | 2-4. SHOWS (1) IN STOCK.            | EA | PART           | <input type="checkbox"/>            |
|    | 45318       |           | 1030056        | Cornelius | MANIFOLD, WATER, JUICE, SLJ3       |                                     | EA | PART           | <input checked="" type="checkbox"/> |
|  | 45363001    |           | 2618887        | Cornelius | CHAMBER, MIXING, DAYLA             | FOR QLT180                          | EA | PART           | <input checked="" type="checkbox"/> |
|  | 45364001    |           | 1001608        | Cornelius | CHAMBER, MIXING ASSEMBLY, DAYLA    | FOR QUEST ELITE 2000 / QLT180       | EA | PART           | <input checked="" type="checkbox"/> |
|   | 4537        | 4537      | 1003655        | Cornelius | DRIP TRAY                          | FOR VANTAGE                         | EA | Drip Tray      | <input type="checkbox"/>            |

Non-Stocked,  
Lead Time

Non-Stocked,  
Lead Time

Non-Stocked,  
Lead Time

Non-Stocked,  
Lead Time

Non-Stocked,  
Lead Time











| Picture   | Vendor Item | GIS Item  | Alternate Item | Vendor    | Item Description 01                | Item Description 02                      | UM | Classification | NS                                  |
|---|-------------|-----------|----------------|-----------|------------------------------------|--|----|----------------|-------------------------------------|
|     | 45373010    | 45373010  | 1010358        | Cornelius | REFRIGERATION SOLENOID VALVE (OBS) | FOR QUANTUM 1-2-3-4. SHOWS (3) IN STOCK. | EA | PART           | <input type="checkbox"/>            |
|    | 45373011    |           | 1013513        | Cornelius | SOLENOID COIL, VALVE, 120V/60HZ    | FOR QUANTUM 1-2-3-4                      | EA | PART           | <input checked="" type="checkbox"/> |
|     | 45398       |           | 1005643        | Cornelius | BEZEL, PORTION CONTROL             | FOR QUANTUM 1-2-3-4 / QLT180             | EA | PART           | <input checked="" type="checkbox"/> |
|     | 45430100    | 45430-100 | 1004085        | Cornelius | DRIP TRAY                          | FOR QUANTUM 4000                         | EA | Drip Tray      | <input type="checkbox"/>            |
|    | 45432       | 45432     | 1005238        | Cornelius | ROCKER SWITCH                      | FOR QUEST E2-4 / MILLENNIUM / QUANTUM    | EA | PART           | <input type="checkbox"/>            |
|    | 45433       | 45433     |                | Cornelius | LAMP HOLDER-QUEST (OBS)            | SHOWS (1) IN STOCK.                      | EA | PART           | <input type="checkbox"/>            |
|    | 45435       | 45435     | 1003555        | Cornelius | KEYLOCK ASSEMBLY (OBS)             | FOR QUANTUM 1-2-3-4. (3) IN STOCK.       | EA | PART           | <input type="checkbox"/>            |
|  | 45435001    | 45435001  | 1010354        | Cornelius | KEY, DOOR LOCK, FOR QUANTUM (OBS)  | SHOWS (10) IN STOCK.                     | EA | PART           | <input type="checkbox"/>            |
|   | 45437       | 45437     |                | Cornelius | JUICE DECAL, GENERIC (OBS)         | SHOWS (1) IN STOCK.                      | EA | Graphic        | <input type="checkbox"/>            |
|  | 45439       |           | 1029286        | Cornelius | WASHER, NYLON                      | FOR QUANTUM 1-2-3-4                      | EA | Hardware       | <input checked="" type="checkbox"/> |

Non-Stocked, Lead Time











Non-Stocked, Lead Time

Non-Stocked, Lead Time



| Picture  | Vendor Item | GIS Item  | Alternate Item | Vendor    | Item Description 01                   | Item Description 02                                    | UM | Classification | NS  |
|--|-------------|-----------|----------------|-----------|---------------------------------------|--|----|----------------|---|
|    | 45455003    | 45455-003 | 1006306        | Cornelius | CUP REST                              | FOR QUANTUM<br>4000                                    | EA | Cup Rest       | <input type="checkbox"/>                                      |
|    | 45465       |           | 1019450        | Cornelius | PANEL KIT, SPLASH,<br>RETRO, EXTENDED | FOR QUANTUM<br>4000                                    | EA | Splash Panel   | <input checked="" type="checkbox"/> Non-Stocked,<br>Lead Time |
|    | 4547        | 4547      | 1001159        | Cornelius | CUP REST                              | FOR VANTAGE  | EA | Cup Rest       | <input type="checkbox"/>                                      |
|    | 45506100    |           | 1000646        | Cornelius | VALVE BLOCK<br>QLT180                 | FOR QUEST E2-4 /<br>MILLENNIUM II 4-6                  | EA | PART           | <input checked="" type="checkbox"/> Non-Stocked,<br>Lead Time |
|    | 45508100    |           | 1010605        | Cornelius | VALVE BLOCK, WTR<br>FLOW, ASSY QLT180 | FOR QUEST ELITE<br>4000                                | EA | PART           | <input checked="" type="checkbox"/> Non-Stocked,<br>Lead Time |
|    | 45508200    | 45508200  | 1002624        | Cornelius | VALVE BLOCK<br>ASSEMBLY               | FOR QUEST 2-4 /<br>MILLENNIUM II 4-6                   | EA | PART           | <input type="checkbox"/>                                      |
|   | 45512100    | 45512-100 | 1006010        | Cornelius | BODY ASSEMBLY,<br>PUMP, QLT180        | FOR QLT180   | EA | PART           | <input type="checkbox"/>                                      |
|  | 45514100    |           | 1006321        | Cornelius | PUMP ASSEMBLY<br>QLT180               | FOR QUEST ELITE<br>2000                                | EA | PART           | <input checked="" type="checkbox"/> Non-Stocked,<br>Lead Time |
|  | 45515100    |           | 1009242        | Cornelius | BLOCK, PUMP,<br>SLIDE                 | FOR QLT180   | EA | PART           | <input checked="" type="checkbox"/> Non-Stocked,<br>Lead Time |
|  | 45518       |           | 1031092        | Cornelius | BRACKET, VALVE<br>BLOCK               | FOR QLT180 /<br>QUEST ELITE 2-4 /<br>QUEST 2-4 (OLDER) | EA | PART           | <input checked="" type="checkbox"/> Non-Stocked,<br>Lead Time |

| Picture   | Vendor Item | GIS Item | Alternate Item | Vendor    | Item Description 01            | Item Description 02                    | UM | Classification | NS                                  |                        |
|---|-------------|----------|----------------|-----------|--------------------------------|--|----|----------------|-------------------------------------|------------------------|
|    | 45519001    |          | 2618888        | Cornelius | FITTING, MIXING CHAMBER, DAYLA | FOR QLT180                             | EA | PART           | <input checked="" type="checkbox"/> | Non-Stocked, Lead Time |
|    | 45523100    |          | 1001429        | Cornelius | SLIDE FASTENING BLOCK          | FOR QLT180                             | EA | PART           | <input checked="" type="checkbox"/> | Non-Stocked, Lead Time |
|    | 45529       |          | 1005150        | Cornelius | NUT, ROTOR, #8-32              | FOR QLT180                             | EA | Hardware       | <input checked="" type="checkbox"/> | Non-Stocked, Lead Time |
|    | 45531       |          | 1004679        | Cornelius | SPRING, .36 Od X .032, SS      | FOR QLT180                             | EA | PART           | <input checked="" type="checkbox"/> | Non-Stocked, Lead Time |
|    | 45532       |          | 1003295        | Cornelius | PIN, LOCKING                   | FOR QLT180                             | EA | PART           | <input checked="" type="checkbox"/> | Non-Stocked, Lead Time |
|    | 45536100    |          | 1009169        | Cornelius | PLATE, SLIDE, STOP             | FOR QLT180                             | EA | PART           | <input checked="" type="checkbox"/> | Non-Stocked, Lead Time |
|    | 45537       | 45537    |                | Cornelius | PROXIMITY SWITCH (OBS)         | SHOWS (3) IN STOCK. FOR AC322/WC322    | EA | PART           | <input type="checkbox"/>            |                        |
|   | 45541       | 45541    |                | Cornelius | SPLASH GUARD, AC SERIES (OBS)  | SHOWS (12) IN STOCK. FOR AC322 / WC322 | EA | Splash Curtain | <input type="checkbox"/>            |                        |
|  | 45553       | 45553    | 1008452        | Cornelius | PUMP SLIDE ASSEMBLY            | FOR QLT180                             | EA | PART           | <input type="checkbox"/>            |                        |
|  | 45556       |          | 1013529        | Cornelius | LABEL, LOADING INSTRUCTIONS    | FOR QLT180                             | EA | Label          | <input checked="" type="checkbox"/> | Non-Stocked, Lead Time |




| Picture   | Vendor Item | GIS Item | Alternate Item | Vendor    | Item Description 01                   | Item Description 02                   | UM | Classification | NS  |
|---|-------------|----------|----------------|-----------|---------------------------------------|---------------------------------------|----|----------------|---|
|               | 45559       | 45559    | 1010821        | Cornelius | VOLTAGE<br>REGULATOR<br>BOARD W/ SOLD | FOR QLT180                            | EA | Control Board  | <input type="checkbox"/>                                      |
|               | 4556        |          | 1019460        | Cornelius | "T" HANDLE                            | FOR VANTAGE                           | EA | PART           | <input checked="" type="checkbox"/> Non-Stocked,<br>Lead Time |
|              | 45586       |          | 1019464        | Cornelius | WASHER, HOLD<br>DOWN HOOK             | FOR QUEST E2-4 /<br>MILLENNIUM II 4-6 | EA | PART           | <input checked="" type="checkbox"/> Non-Stocked,<br>Lead Time |
|               | 45587       |          | 1044783        | Cornelius | WASHER, HOLD<br>DOWN                  | FOR QUEST E2-4 /<br>MILLENNIUM II 4-6 | EA | PART           | <input checked="" type="checkbox"/> Non-Stocked,<br>Lead Time |
|               | 45609       |          | 1002437        | Cornelius | TAPE STRIP, BEZEL,<br>SLJ             |                                       | EA | PART           | <input checked="" type="checkbox"/> Non-Stocked,<br>Lead Time |
|              | 4561        | 4561     |                | Cornelius | PROBE, IMPULSE<br>CARB (OBS)          | SHOWS (3) IN<br>STOCK.                | EA | Probe          | <input type="checkbox"/>                                      |
|              | 45621       |          | 1030517        | Cornelius | LABEL, PUMP<br>SPEED SWITCH           | FOR QUEST ELITE 2-<br>4               | EA | Label          | <input checked="" type="checkbox"/> Non-Stocked,<br>Lead Time |
|             | 45678100    |          | 1004067        | Cornelius | DRIP TRAY                             | FOR QUANTUM<br>3000                   | EA | Drip Tray      | <input checked="" type="checkbox"/> Non-Stocked,<br>Lead Time |
|  | 45681       | 45681    |                | Cornelius | RESERVOIR CAP-<br>PLUG 1/2" (OBS)     | SHOWS (4) IN<br>STOCK.                | EA | PART           | <input type="checkbox"/>                                      |
|            | 45723001    |          | 1010480        | Cornelius | TUBE ASSEMBLY,<br>PLATFORM            | FOR QLT180                            | EA | PART           | <input checked="" type="checkbox"/> Non-Stocked,<br>Lead Time |





| Picture  | Vendor Item | GIS Item | Alternate Item | Vendor    | Item Description 01             | Item Description 02              | UM | Classification | NS                                  |
|--|-------------|----------|----------------|-----------|---------------------------------|----------------------------------|----|----------------|-------------------------------------|
|    | 45727       |          | 1001101        | Cornelius | (OBS-NLA) PUMP BODY, FRONT/REAR | FOR QUEST 2-4 / QUANTUM 1-2-3-4  | EA | PART           | <input checked="" type="checkbox"/> |
|   | 45728001    | 45728001 | 1003970        | Cornelius | PUMP ROTOR ASSEMBLY             | FOR QUEST E2-4 / QUANTUM 1-2-3-4 | EA | PART           | <input type="checkbox"/>            |
|    | 4588        | 4588     |                | Cornelius | V-CLAMP, OEITIKER 11MM (OBS)    | SHOWS (16) IN STOCK.             | EA | Clamp or Tie   | <input type="checkbox"/>            |
|   | 4614        | 4614     | 1010517        | Cornelius | ICE BANK BOARD                  | FOR VANTAGE                      | EA | Control Board  | <input type="checkbox"/>            |
|    | 46162002    |          | 1013537        | Cornelius | NUT, CAGE. 3/8-16               |                                  | EA | Hardware       | <input checked="" type="checkbox"/> |
|   | 4623        |          | 2551615        | Cornelius | ROD SUPPORT, EVAPORATOR         | FOR VANTAGE                      | EA | PART           | <input checked="" type="checkbox"/> |
|   | 4626        | 4626     | 1003652        | Cornelius | LIQUID LEVEL CONTROL            | FOR VANTAGE                      | EA | Control Board  | <input type="checkbox"/>            |
|  | 46306       | 46306    | 1006425        | Cornelius | THERMOSTAT, CONCENTRATE         | FOR QUANTUM 1-2-3-4 / QLT180     | EA | PART           | <input type="checkbox"/>            |
|  | 46307       | 46307    | 1002021        | Cornelius | THERMOSTAT, WATER EVAPORATOR    | FOR QUANTUM 1-2-3-4 / QLT180     | EA | PART           | <input type="checkbox"/>            |
|  | 46308       | 46308    | 1004169        | Cornelius | REFRIG SOLENOID RELAY (OBS)     | SHOWS (2) IN STOCK. FOR QUANTUM  | EA | PART           | <input type="checkbox"/>            |











Non-Stocked,  
Lead Time











Non-Stocked,  
Lead Time

Non-Stocked,  
Lead Time

| Picture   | Vendor Item | GIS Item | Alternate Item | Vendor    | Item Description 01                   | Item Description 02                            | UM | Classification | NS                                  |                           |
|---|-------------|----------|----------------|-----------|---------------------------------------|--|----|----------------|-------------------------------------|---------------------------|
|                      | 463571      |          | 1005154        | Cornelius | CHECK BALL                            | FOR QUEST 2-4 /<br>QUANTUM 1-2-3-4             | EA | PART           | <input checked="" type="checkbox"/> | Non-Stocked,<br>Lead Time |
|                      | 46366       |          | 1000286        | Cornelius | BUSHING, HINGE                        | FOR QLT180 /<br>QUANTUM 1-2-3-4                | EA | PART           | <input checked="" type="checkbox"/> | Non-Stocked,<br>Lead Time |
|                       | 46384       |          | 1000911        | Cornelius | CORD, POWER,<br>115V, QLT180          | FOR QUANTUM 1-<br>2-3-4 / QUEST E2-4           | EA | PART           | <input checked="" type="checkbox"/> | Non-Stocked,<br>Lead Time |
|                      | 46546       | 46546    | 1003742        | Cornelius | BRACKET, DRIP<br>TRAY                 | FOR QUANTUM 1-<br>2-3-4 / QLT180               | EA | PART           | <input type="checkbox"/>            |                           |
|  | 4659        |          | 1008486        | Cornelius | AIR FILTER PAD<br>14.5" X 25" X .25"  | FOR FCB V4-4                                   | EA | Air Filter     | <input checked="" type="checkbox"/> | Non-Stocked,<br>Lead Time |
|                       | 46692002    |          | 1007343        | Cornelius | BRACKET,<br>UNIVERSAL LEG KIT         |  | EA | PART           | <input checked="" type="checkbox"/> | Non-Stocked,<br>Lead Time |
|                     | 4680        |          | 1004645        | Cornelius | SCREW, MACHINE,<br>08-32 PaPh 06 StZi | FOR VANGUARD<br>245 / ABS 1.0                  | EA | Hardware       | <input checked="" type="checkbox"/> | Non-Stocked,<br>Lead Time |
|                    | 47011       |          | 1006378        | Cornelius | DIAPHRAGM<br>W/HOLE, VALVE S          | FOR QUANTUM 1-<br>2-3-4 /<br>MILLENNIUM II 4-6 | EA | PART           | <input checked="" type="checkbox"/> | Non-Stocked,<br>Lead Time |
|                     | 47013A      |          | 1019519        | Cornelius | LATCH, DOOR                           | FOR QLT180                                     | EA | PART           | <input checked="" type="checkbox"/> | Non-Stocked,<br>Lead Time |
|                     | 4703        | 4703     | 1013548        | Cornelius | ACCUFILL<br>SENSITIVITY KIT           |  | EA | PART           | <input type="checkbox"/>            |                           |

| Picture   | Vendor Item | GIS Item    | Alternate Item | Vendor    | Item Description 01                 | Item Description 02               | UM | Classification   | NS                                  |                        |
|---|-------------|-------------|----------------|-----------|-------------------------------------|-----------------------------------|----|------------------|-------------------------------------|------------------------|
|    | 470430005   | 47-0430-005 |                | Cornelius | THERMOSTAT (OBS)                    | SHOWS (10) IN STOCK.              | EA | PART             | <input type="checkbox"/>            |                        |
|    | 471462      |             | 1033109        | Cornelius | FITTING, L, PVC, 3/4" FSL, WHITE    |                                   | EA | Fitting, General | <input checked="" type="checkbox"/> | Non-Stocked, Lead Time |
|    | 47422       |             | 1002843        | Cornelius | VALVE, BALL, BR, 1/4" FPT 025-4F4F- |                                   | EA | PART             | <input checked="" type="checkbox"/> | Non-Stocked, Lead Time |
|    | 47540002    |             | 1005826        | Cornelius | FITTING, T, BR, 1/2" MPT x Street   |                                   | EA | Fitting, General | <input checked="" type="checkbox"/> | Non-Stocked, Lead Time |
|    | 4771        |             | 1005651        | Cornelius | CUP REST, STND, 22.4" x 7.2"        | FOR VANGUARD 245                  | EA | Cup Rest         | <input checked="" type="checkbox"/> | Non-Stocked, Lead Time |
|    | 4772        |             | 1003746        | Cornelius | DRIP TRAY                           | FOR VANGUARD 245                  | EA | PART             | <input checked="" type="checkbox"/> | Non-Stocked, Lead Time |
|   | 47744       |             | 1019546        | Cornelius | PUMP, WATER, SS, 100 GPH            |                                   | EA | PART             | <input checked="" type="checkbox"/> | Non-Stocked, Lead Time |
|  | 4778        | 4778        | 1007306        | Cornelius | DRIP TRAY MOUNTING BRACKET          | FOR VANGUARD 245                  | EA | PART             | <input type="checkbox"/>            |                        |
|  | 47936       |             | 1007901        | Cornelius | TANK, ACCUMULATOR, PRESSURE BOOST   | FOR MULTIPLEX-MCCANNS WTR BOOSTER | EA | PART             | <input checked="" type="checkbox"/> | Non-Stocked, Lead Time |
|  | 47936002    |             | 1006143        | Cornelius | TANK, ACCUMULATOR, PRESSURE BOOST   | 1/4-18 MPT. FOR APPEX 6           | EA | PART             | <input checked="" type="checkbox"/> | Non-Stocked, Lead Time |

| Picture  | Vendor Item | GIS Item | Alternate Item | Vendor    | Item Description 01                        | Item Description 02                    | UM | Classification | NS                                  |                           |
|--|-------------|----------|----------------|-----------|--|--|----|----------------|-------------------------------------|---------------------------|
|    | 48004       | 48004    | 1010586        | Cornelius | FAN MOTOR,<br>120V/60HZ, 1550<br>RPM       | FOR QUANTUM 1-<br>2-3-4                | EA | Motor          | <input type="checkbox"/>            |                           |
|    | 48013       |          | 1001571        | Cornelius | MOTOR, FAN, 09w,<br>230V/5/6, 1550<br>RPM  | FOR QLT180 /<br>QUANTUM 1-2-3-4        | EA | Motor          | <input checked="" type="checkbox"/> | Non-Stocked,<br>Lead Time |
|    | 48029       | 48029    |                | Cornelius | SWITCH, KEYLOCK<br>(OBS)                   | SHOWS (4) IN<br>STOCK.                 | EA | PART           | <input type="checkbox"/>            |                           |
|    | 480332      |          | 1000972        | Cornelius | WASHER, NYLON,<br>3/8" FL                  |  | EA | PART           | <input checked="" type="checkbox"/> | Non-Stocked,<br>Lead Time |
|    | 4814        |          | 1006658        | Cornelius | CAP, PLUG,<br>550Int/568Ext, 47<br>DP, RED |  | EA | PART           | <input checked="" type="checkbox"/> | Non-Stocked,<br>Lead Time |
|    | 48195006    | 48195006 | 005895         | Cornelius | CLAMP, 470 ID,<br>QUEST PUMP TUBE          | FOR<br>QUEST/QUANTUM/<br>MILLENNIUM II | EA | Clamp or Tie   | <input type="checkbox"/>            |                           |
|   | 48257001    |          | 1004994        | Cornelius | PLATE, RETAINER,<br>BONNET                 | FOR FFV VALVE                          | EA | PART           | <input checked="" type="checkbox"/> | Non-Stocked,<br>Lead Time |
|  | 48258005    |          | 1001143        | Cornelius | SPRING, ZERO, FFV                          | FOR<br>QUEST/MILLENNIU<br>M/QUANTUM    | EA | PART           | <input checked="" type="checkbox"/> | Non-Stocked,<br>Lead Time |
|  | 48258006    |          | 1007263        | Cornelius | SPRING, WATER                              | FOR FFV VALVE /<br>PRISM               | EA | PART           | <input checked="" type="checkbox"/> | Non-Stocked,<br>Lead Time |
|  | 48264       | 48264    | 1000838        | Cornelius | LEVER, 304 SS                              | FOR FFV VALVE                          | EA | PART           | <input type="checkbox"/>            |                           |

| Picture   | Vendor Item | GIS Item  | Alternate Item | Vendor    | Item Description 01                       | Item Description 02       | UM | Classification | NS                                  |                        |
|---|-------------|-----------|----------------|-----------|---|---------------------------|----|----------------|-------------------------------------|------------------------|
|    | 48265004    |           | 1010383        | Cornelius | NOZZLE, VALVE, NO STAR                    | FOR FFV / SABRE VALVES    | EA | PART           | <input checked="" type="checkbox"/> | Non-Stocked, Lead Time |
|    | 48265103    | 48265-3   | 1004279        | Cornelius | NOZZLE, VALVE, STAR, BLACK                | FOR FFV / SABRE VALVES    | EA | PART           | <input type="checkbox"/>            |                        |
|    | 48265104    | 48265-104 | 1004059        | Cornelius | FFV WHITE STAR NOZZLE                     | FOR FFV VALVE             | EA | PART           | <input type="checkbox"/>            |                        |
|    | 48268       |           | 1007818        | Cornelius | PLATE, GUIDE                              | FOR FFV VALVE             | EA | PART           | <input checked="" type="checkbox"/> | Non-Stocked, Lead Time |
|    | 48269       | 48269     | 1006449        | Cornelius | BODY, VALVE                               | FOR FFV VALVE             | EA | PART           | <input type="checkbox"/>            |                        |
|    | 48269200    |           | 1006912        | Cornelius | BODY, VALVE, REWORKED                     | FOR FFV VALVE / OMG 6-2-2 | EA | PART           | <input checked="" type="checkbox"/> | Non-Stocked, Lead Time |
|   | 48271015C   |           | 1013555        | Cornelius | VALVE, PUSH BUTTON, 1.5-3 Oz, FFV         | W/O COVER                 | EA | Beverage Valve | <input checked="" type="checkbox"/> | Non-Stocked, Lead Time |
|  | 48271021C   |           | 1019572        | Cornelius | VALVE, 1.5-3 Oz, FFV, W/O HARNESS / LEVER | W/O COVER                 | EA | Beverage Valve | <input checked="" type="checkbox"/> | Non-Stocked, Lead Time |
|  | 48271110C   |           | 1013556        | Cornelius | VALVE, SELF-SERVE LEVER, 1.5-3 Oz, FFV    | W/O COVER                 | EA | Beverage Valve | <input checked="" type="checkbox"/> | Non-Stocked, Lead Time |
|  | 48274       |           | 1009971        | Cornelius | BLOCK, VALVE                              | FOR FFV VALVE             | EA | PART           | <input checked="" type="checkbox"/> | Non-Stocked, Lead Time |










| Picture   | Vendor Item | GIS Item  | Alternate Item | Vendor    | Item Description 01                     | Item Description 02                     | UM | Classification   | NS                                  |
|---|-------------|-----------|----------------|-----------|---|---|----|------------------|-------------------------------------|
|    | 48275       |           | 1001345        | Cornelius | VALVE SHUTOFF                           | FOR FFV VALVE                           | EA | PART             | <input checked="" type="checkbox"/> |
|    | 48279001    |           | 1005736        | Cornelius | WASHER, SPHERICAL, MOUNTING BLOCK       | FOR FFV VALVE                           | EA | Hardware         | <input checked="" type="checkbox"/> |
|    | 48280       | 48280     | 1004258        | Cornelius | BLOCK, MOUNTING ASSEMBLY                | FOR FFV VALVE                           | EA | PART             | <input type="checkbox"/>            |
|    | 48288009C   | 48288009C |                | Cornelius | FFV PUSHBUTTON VALVE W/ BLOCK           | VALVE MCDONALDS FFV W/ MTG BLK          | EA | PART             | <input type="checkbox"/>            |
|     | 48497       | 48497     | 1010672        | Cornelius | LEG ASSEMBLY KIT                        | FOR MILLENNIUM II 4-6                   | EA | Leg Set          | <input type="checkbox"/>            |
|    | 48520       | 48520     | 1004125        | Cornelius | COIL, VALVE, RED                        | FOR FFV VALVE                           | EA | PART             | <input type="checkbox"/>            |
|   | 48520001    | 48520001  | 1006056        | Cornelius | COIL, 24VDC                             | FOR QUEST/MILLENNIUM/QUANTUM            | EA | PART             | <input type="checkbox"/>            |
|  | 48808001    |           | 1013571        | Cornelius | MIXING NOZZLE                           | FOR MILLENNIUM II 4-6 / QUANTUM 1-2-3-4 | EA | PART             | <input checked="" type="checkbox"/> |
|   | 48979103    | 48979103  | 1010659        | Cornelius | SLEEVE & PISTON ASSY WATER              | FOR QUEST/MILLENNIUM/QUANTUM            | EA | PART             | <input type="checkbox"/>            |
|  | 49055       | 49055     | 1001939        | Cornelius | FITTING, QUICK DISCONNECT, 3/8\" BARBED | FOR QUANTUM 1-2-3-4                     | EA | Fitting, General | <input type="checkbox"/>            |











Non-Stocked, Lead Time

Non-Stocked, Lead Time

Non-Stocked, Lead Time

| Picture  | Vendor Item | GIS Item | Alternate Item | Vendor    | Item Description 01                   | Item Description 02              | UM | Classification   | NS                                  |                           |
|--|-------------|----------|----------------|-----------|---------------------------------------|----------------------------------|----|------------------|-------------------------------------|---------------------------|
|   | 49056       |          | 1004159        | Cornelius | COUPLING BODY,<br>3/8" ID BARBED      | FOR QUANTUM 1-<br>2-3-4          | EA | Fitting, General | <input checked="" type="checkbox"/> | Non-Stocked,<br>Lead Time |
|    | 4911        | 4911     | 1010853        | Cornelius | SINGLE CHECK<br>VALVE 1/4 MFL, SS     | FOR PINNACLE 2-4<br>/ VANTAGE    | EA | PART             | <input type="checkbox"/>            |                           |
|   | 49128001    |          | 1006258        | Cornelius | LABEL, ORANGE<br>JUICE, McDONALDS     | FOR QLT180                       | EA | Label            | <input checked="" type="checkbox"/> | Non-Stocked,<br>Lead Time |
|   | 49128003    |          | 1030904        | Cornelius | DECAL, MINUTE<br>MAID ORANGE<br>JUICE | FOR QLT180                       | EA | Decal            | <input checked="" type="checkbox"/> | Non-Stocked,<br>Lead Time |
|   | 49155       |          | 1007334        | Cornelius | HINGE, BOLT,<br>SHOULDER              | FOR QLT180 /<br>QUANTUM 1-2-3-4  | EA | PART             | <input checked="" type="checkbox"/> | Non-Stocked,<br>Lead Time |
|   | 49157       |          | 1009447        | Cornelius | BUSHING, UPPER,<br>HINGE              | FOR QLT180 /<br>QUANTUM 1-2-3-4  | EA | PART             | <input checked="" type="checkbox"/> | Non-Stocked,<br>Lead Time |
|    | 49230       | 49230    | 1008311        | Cornelius | OVERLAY<br>ASSEMBLY, PUSH<br>BUTTON   | FOR QUANTUM 1-<br>2-3-4          | EA | PART             | <input type="checkbox"/>            |                           |
|  | 49231       | 49231    | 1004044        | Cornelius | OVERLAY, PORTION<br>CONTROL           | FOR QUANTUM 1-<br>2-3-4          | EA | PART             | <input type="checkbox"/>            |                           |
|  | 49241001    |          | 1007877        | Cornelius | ADHESIVE, BEZEL,<br>PB / PC           | PUSH BUTTON /<br>PORTION CONTROL | EA | PART             | <input checked="" type="checkbox"/> | Non-Stocked,<br>Lead Time |
|  | 49273       |          | 1002448        | Cornelius | BLOCK, TERMINAL,<br>SLJ               | FOR QLT180 /<br>QUANTUM 1-2-3-4  | EA | PART             | <input checked="" type="checkbox"/> | Non-Stocked,<br>Lead Time |

| Picture   | Vendor Item | GIS Item | Alternate Item | Vendor    | Item Description 01                  | Item Description 02                  | UM | Classification | NS                                  |                        |
|---|-------------|----------|----------------|-----------|--------------------------------------|--------------------------------------|----|----------------|-------------------------------------|------------------------|
|    | 49280001    |          | 1006397        | Cornelius | BOARD, PORTION CONTROL, SLJ          | FOR QUEST E2-4 / QUANTUM 1-2-3-4     | EA | Control Board  | <input checked="" type="checkbox"/> | Non-Stocked, Lead Time |
|    | 49280101    | 49280101 | 1010856        | Cornelius | P.C. BOARD KIT                       | FOR QUANTUM 1-2-3-4 / QLT180         | EA | Control Board  | <input type="checkbox"/>            |                        |
|    | 49293011    | 49293011 | 1009658        | Cornelius | VALVE, SOLENOID ASSEMBLY, SYRUP SMFT | FOR FFV VALVE / ABS 1.0              | EA | PART           | <input type="checkbox"/>            |                        |
|    | 4932        |          | 1019622        | Cornelius | BRACKET, AGITATOR MOTOR              | FOR VANGUARD 245                     | EA | PART           | <input checked="" type="checkbox"/> | Non-Stocked, Lead Time |
|     | 4934        | 4934     |                | Cornelius | WATER MANIFOLD 4-PORT (OBS)          | SHOWS (1) IN STOCK.                  | EA | PART           | <input type="checkbox"/>            |                        |
|    | 49457       |          | 1005049        | Cornelius | O-RING, QUAD                         | FOR FFV VALVE                        | EA | O-Ring         | <input checked="" type="checkbox"/> | Non-Stocked, Lead Time |
|   | 49478001    |          | 1006101        | Cornelius | SCREW, TC, 08-18 Hxsl 14 SS 25       | FOR QUEST ELITE 2-4                  | EA | Hardware       | <input checked="" type="checkbox"/> | Non-Stocked, Lead Time |
|   | 49497       | 49497    | 1010734        | Cornelius | LEG KIT                              | FOR UNIVERSAL 480/580/680            | EA | Leg Set        | <input type="checkbox"/>            |                        |
|  | 49564001    |          | 1007037        | Cornelius | RETAINER, FFV                        | FOR FFV VALVE                        | EA | PART           | <input checked="" type="checkbox"/> | Non-Stocked, Lead Time |
|   | 4959        | 4959     | 1001935        | Cornelius | CHIP REAL-TIME CLOCK (OBS)           | SHOWS (1) IN STOCK. FOR PINNACLE 2-4 | EA | PART           | <input type="checkbox"/>            |                        |

| Picture   | Vendor Item | GIS Item | Alternate Item | Vendor    | Item Description 01                               | Item Description 02                           | UM | Classification        | NS  |
|---|-------------|----------|----------------|-----------|---|---|----|-----------------------|---|
|    | 49612       | 49612    | 1006040        | Cornelius | VALVE PORT,<br>WATER                              | FOR<br>QUEST/MILLENNIU<br>M/QUANTUM           | EA | PART                  | <input type="checkbox"/>                                      |
|     | 496424000   |          | 1004281        | Cornelius | CARBONATOR,<br>LARGE RESERVE,<br>STD              | 230V/50-60HZ                                  | EA | Carbonator            | <input checked="" type="checkbox"/> Non-Stocked,<br>Lead Time |
|    | 4965        | 4965     | 1005967        | Cornelius | LEVER UF1, SHORT                                  | FOR SFV1 / UF1 /<br>UFB1 VALVE                | EA | PART                  | <input type="checkbox"/>                                      |
|    | 49796       | 49796    | 1002037        | Cornelius | SEPARATOR,<br>SYRUP, BRIX<br>NOZZLE               | FOR FFV VALVE                                 | EA | PART                  | <input type="checkbox"/>                                      |
|    | 50119       |          | 1019671        | Cornelius | HOSE, PLASTIC,<br>5/8" ID x 1/8"<br>WALL, 100'    | FOR OLYMPUS                                   | EA | Tubing,<br>Beverage   | <input checked="" type="checkbox"/> Non-Stocked,<br>Lead Time |
|    | 50130       |          | 1019672        | Cornelius | INSULATION,<br>TUBING, 5/8" x<br>3/8", 72" LENGTH | FOR ED250 BCP /<br>ED250 PROGATE              | EA | PART                  | <input checked="" type="checkbox"/> Non-Stocked,<br>Lead Time |
|   | 50200       |          | 1000175        | Cornelius | SEALANT, CLEAR,<br>10.3 OZ, DOW # 732             |   | EA | Accessory,<br>General | <input checked="" type="checkbox"/> Non-Stocked,<br>Lead Time |
|  | 50249       |          | 1013588        | Cornelius | INSULATION,<br>TUBING, 6-FEET,<br>1/2ID x 3/8WI   | FOR ABS 1.0                                   | EA | Tubing,<br>Beverage   | <input checked="" type="checkbox"/> Non-Stocked,<br>Lead Time |
|  | 50278       |          | 1007209        | Cornelius | DRAIN TUBING, 100<br>FT                           | (PART OF THE Z-<br>STYLE COLD PLATE<br>DRAIN) | EA | Tubing, Drain         | <input checked="" type="checkbox"/> Non-Stocked,<br>Lead Time |
|  | 50379       |          | 1019684        | Cornelius | GROMMET,<br>RUBBER, 1/8" ID                       |   | EA | PART                  | <input checked="" type="checkbox"/> Non-Stocked,<br>Lead Time |

| Picture   | Vendor Item | GIS Item | Alternate Item | Vendor    | Item Description 01                | Item Description 02                        | UM | Classification | NS                                  |
|---|-------------|----------|----------------|-----------|------------------------------------|--|----|----------------|-------------------------------------|
|    | 50454       | 50454    | 1003430        | Cornelius | SEAL MOTOR SHAFT                   | FOR D45 / D90                              | EA | PART           | <input type="checkbox"/>            |
|    | 50459       |          | 1008847        | Cornelius | BUSHING, SNAP<br>1.188 H .937 ID   | FOR<br>CARMA250/DF2XX/<br>MILLENNIUM II 4- | EA | PART           | <input checked="" type="checkbox"/> |
|    | 50573       |          | 1006635        | Cornelius | BUSHING, SNAP,<br>500H 375ID Sb500 | FOR IP150 / DB150<br>(DEEP BIN)            | EA | PART           | <input checked="" type="checkbox"/> |
|    | 50748       | 50748    | 1013597        | Cornelius | LID, DISPENSER                     | FOR D45 / TJ45                             | EA | Lid            | <input type="checkbox"/>            |
|    | 50750       | 50750    |                | Cornelius | SINK-FOAMED<br>(OBS)               | SHOWS (1) IN<br>STOCK. FOR<br>TJ45/DB90    | EA | Drip Tray      | <input type="checkbox"/>            |
|    | 50750-1     |          | 1000851        | Cornelius | DRIP TRAY, SVC                     | FOR TJ45                                   | EA | Drip Tray      | <input checked="" type="checkbox"/> |
|   | 50752       |          | 1007297        | Cornelius | ISOLATOR                           | (PART OF THE THE<br>SOLENOID<br>ASSEMBLY)  | EA | PART           | <input checked="" type="checkbox"/> |
|  | 50754       | 50754    | 1003005        | Cornelius | BEARING FLANGE                     | (PART OF THE THE<br>SOLENOID<br>ASSEMBLY)  | EA | PART           | <input type="checkbox"/>            |
|  | 50767       |          | 1002257        | Cornelius | BUSHING HEYCO<br>SNAP              | FOR ED1XX/2XX                              | EA | PART           | <input checked="" type="checkbox"/> |
|  | 50789       | 50789    | 1005523        | Cornelius | GATE STOP ASSY                     | FOR<br>TJ45/TJ90/TJ150/<br>D45/D90 /       | EA | PART           | <input type="checkbox"/>            |

Non-Stocked,  
Lead Time

Non-Stocked,  
Lead Time

Non-Stocked,  
Lead Time

Non-Stocked,  
Lead Time

Non-Stocked,  
Lead Time

| Picture   | Vendor Item | GIS Item    | Alternate Item | Vendor    | Item Description 01                       | Item Description 02                 | UM | Classification     | NS   |
|---|-------------|-------------|----------------|-----------|---|-------------------------------------|----|--------------------|--|
|     | 50806       | 50806       |                | Cornelius | GASKET-MOTOR SHAFT (OBS)                  | SHOWS (6) IN STOCK.                 | EA | PART               | <input type="checkbox"/>                                   |
|     | 5081        |             | 1008628        | Cornelius | SWITCH, SOLD OUT, SYRUP                   | FOR FCB V4-2-4 / FCB V3+            | EA | PART               | <input checked="" type="checkbox"/> Non-Stocked, Lead Time |
|     | 5083        |             | 1008153        | Cornelius | FITTING, T, SS, 1/8" FPT x 1/4" Bb (2)    | FOR VIPER ELITE 2-3-4               | EA | Fitting, General   | <input checked="" type="checkbox"/> Non-Stocked, Lead Time |
|     | 5084        | 32-6111-000 |                | Cornelius | FCB SOLD-OUT SWITCH (OBS)                 | SHOWS (3) IN STOCK.                 | EA | PART               | <input type="checkbox"/>                                   |
|    | 50904       |             | 1013602        | Cornelius | SEALANT, CLEAR, 3 OZ TUBE, 732            |                                     | EA | Accessory, General | <input checked="" type="checkbox"/> Non-Stocked, Lead Time |
|    | 50952       |             | 1009102        | Cornelius | FITTING, A, PVC, 3/4" FSL X 3/4" FPT      | FOR ED150/175/300/DF2XX             | EA | Fitting, General   | <input checked="" type="checkbox"/> Non-Stocked, Lead Time |
|    | 511004000   |             | 1006408        | Cornelius | REFRACTOMETER 0-32                        |                                     | EA | TOOL               | <input checked="" type="checkbox"/> Non-Stocked, Lead Time |
|   | 51101       | 51101       |                | Cornelius | MOTOR SHAFT SEAL (OBS)                    | SHOWS (2) IN STOCK. FOR DB200/DB275 | EA | PART               | <input type="checkbox"/>                                   |
|   | 51280       |             | 1006891        | Cornelius | FITTING, L, 90-DEG, PL, 3/4" Bb x 3/4" Bb | (PART OF THE DRAIN ASSEMBLY)        | EA | Fitting, General   | <input checked="" type="checkbox"/> Non-Stocked, Lead Time |
|  | 51288       |             | 1002529        | Cornelius | FITTING, A, PL, 1" BARB X 3/4" MPT        | FOR ED150/175/300/DF2XX             | EA | Fitting, General   | <input checked="" type="checkbox"/> Non-Stocked, Lead Time |

| Picture  | Vendor Item | GIS Item | Alternate Item | Vendor    | Item Description 01                   | Item Description 02                      | UM | Classification     | NS                                  |                        |
|--|-------------|----------|----------------|-----------|---------------------------------------|--|----|--------------------|-------------------------------------|------------------------|
|    | 51295       |          | 1002293        | Cornelius | FITTING, T, PL, 3/4" Bb (3)           | (PART OF THE Z-STYLE COLD PLATE DRAIN)   | EA | Fitting, General   | <input checked="" type="checkbox"/> | Non-Stocked, Lead Time |
|   | 51348       |          | 1013620        | Cornelius | SPACER                                | (PART OF THE THE SOLENOID ASSEMBLY)      | EA | PART               | <input checked="" type="checkbox"/> | Non-Stocked, Lead Time |
|    | 51423-1     | 51423    |                | Cornelius | HARVEST BAR W/ GASKETS (OBS)          | SHOWS (2) IN STOCK.                      | EA | PART               | <input type="checkbox"/>            |                        |
|   | 51578       |          | 1013622        | Cornelius | FITTING, Nipple, 3/4" MPT X CLOSE PVC |  | EA | Fitting, General   | <input checked="" type="checkbox"/> | Non-Stocked, Lead Time |
|    | 51625       | 51625    |                | Cornelius | ADHESIVE HOPPER REPAIR KIT            | (** REPAIR, KIT HAS A 5 DAY SHELF LIFE!) | EA | Accessory, General | <input type="checkbox"/>            |                        |
|    | 51646       |          | 1003998        | Cornelius | DRIP TRAY, FOAMED, 36"                | FOR TJ300                                | EA | Drip Tray          | <input checked="" type="checkbox"/> | Non-Stocked, Lead Time |
|    | 51825       |          | 1019744        | Cornelius | LENS, CLEAR, 60.18" X 11.87"          | FOR DB2XX                                | EA | PART               | <input checked="" type="checkbox"/> | Non-Stocked, Lead Time |
|  | 51826       |          | 1019745        | Cornelius | LENS, WHITE, 60.18" X 11.87"          | FOR DB2XX                                | EA | PART               | <input checked="" type="checkbox"/> | Non-Stocked, Lead Time |
|  | 51859       | 51859    | 620200154      | Cornelius | MOTOR SHAFT SEAL, FOR ABS 1.0 (OBS)   | * REPLACED BY OEM # 620200154            | EA | PART               | <input type="checkbox"/>            |                        |
|  | 51860       | 51860    | 1000788        | Cornelius | MOTOR SHAFT GASKET (OBS)              | SHOWS (2) IN STOCK.                      | EA | PART               | <input type="checkbox"/>            |                        |

| Picture  | Vendor Item | GIS Item | Alternate Item | Vendor    | Item Description 01                 | Item Description 02                   | UM | Classification | NS                                  |
|--|-------------|----------|----------------|-----------|-------------------------------------|---------------------------------------|----|----------------|-------------------------------------|
|   | 51879       |          | 1004520        | Cornelius | TUBE, DRAIN, HOPPER                 | FOR DF150                             | EA | PART           | <input checked="" type="checkbox"/> |
|   | 51908       |          | 1004822        | Cornelius | PLUG BUTTON PL 3/4 HOLE DD, BLACK   | FOR 120V MODELS ONLY                  | EA | PART           | <input checked="" type="checkbox"/> |
|    | 52028-1     | 52028-1  | 1010698        | Cornelius | LID, BLACK                          | FOR DB150/2230                        | EA | Lid            | <input type="checkbox"/>            |
|    | 52044       | 52044    |                | Cornelius | O-RING 1/8 X 13/16. FOR DB150 (OBS) | SHOWS (28) IN STOCK.                  | EA | O-Ring         | <input type="checkbox"/>            |
|    | 52084       | 52084    | 1006038        | Cornelius | GUARD, SPLASH, R/L, ICE DRINK       | FOR DF/ED2XX                          | EA | Splash Panel   | <input type="checkbox"/>            |
|    | 52154-1     | 52154    |                | Cornelius | LID, GRAY, FOR DB200/250 (OBS)      | SHOWS (1) IN STOCK.                   | EA | Lid            | <input type="checkbox"/>            |
|    | 52216       | 52216    | 1008558        | Cornelius | SINK, GRAY                          | FOR DB200/275                         | EA | Drip Tray      | <input type="checkbox"/>            |
|  | 52816       | 52816    | 1003821        | Cornelius | CONDUIT ASSEMBLY, ICE-PRO           | FOR DB275                             | EA | PART           | <input type="checkbox"/>            |
|  | 52876       | 52876    | 1003134        | Cornelius | GASKET MOTOR SHAFT                  | FOR DF-ED1XX/300/FF/IDC PRO/IDC255PFG | EA | PART           | <input type="checkbox"/>            |
|  | 52877       | 52877    | 1001519        | Cornelius | WHITE LENS                          | FOR ED150                             | EA | PART           | <input type="checkbox"/>            |

Non-Stocked, Lead Time

Non-Stocked, Lead Time













| Picture  | Vendor Item | GIS Item | Alternate Item | Vendor    | Item Description 01          | Item Description 02          | UM | Classification | NS                                  |
|--|-------------|----------|----------------|-----------|------------------------------|------------------------------|----|----------------|-------------------------------------|
|    | 52878       | 52878    | 1016049        | Cornelius | MERCHANDISER, BLACK          | FOR ED150                    | EA | Merchandiser   | <input type="checkbox"/>            |
|   | 52879       | 52879    | 1006058        | Cornelius | LID, BLACK                   | FOR ED150                    | EA | Lid            | <input type="checkbox"/>            |
|    | 52881       | 52881    | 1013635        | Cornelius | ICE CHUTE KIT                | FOR DF-ED150/175/200/250/300 | EA | PART           | <input type="checkbox"/>            |
|    | 52885       |          | 1001793        | Cornelius | LENS, CLEAR, 22" X 7.64"     | FOR DF150                    | EA | PART           | <input checked="" type="checkbox"/> |
|   | 52886       |          | 1001884        | Cornelius | MERCHANDISER, STANDARD, GRAY | FOR DF150                    | EA | Merchandiser   | <input checked="" type="checkbox"/> |
|   | 52887       |          | 1006327        | Cornelius | LID, GRAY                    | FOR DF150 / ABS 1.0          | EA | Lid            | <input checked="" type="checkbox"/> |
|   | 52897       | 52897    | 1004073        | Cornelius | LID, PLASTIC, GRAY,          | FOR DF2XX / CARMA 250        | EA | Lid            | <input type="checkbox"/>            |
|  | 52900       | 52900    | 1010474        | Cornelius | MERCHANDISER, GREY           | FOR DF200                    | EA | Merchandiser   | <input type="checkbox"/>            |
|  | 52909       | 52909    | 1010493        | Cornelius | LID, BLACK                   | FOR ED200                    | EA | Lid            | <input type="checkbox"/>            |
|  | 52910       |          | 1006007        | Cornelius | MERCHANDISER, GREY           | FOR DF250                    | EA | Merchandiser   | <input checked="" type="checkbox"/> |

Non-Stocked, Lead Time

Non-Stocked, Lead Time

Non-Stocked, Lead Time

Non-Stocked, Lead Time

| Picture  | Vendor Item | GIS Item | Alternate Item | Vendor    | Item Description 01          | Item Description 02 | UM | Classification | NS                                  |
|--|-------------|----------|----------------|-----------|------------------------------|---------------------|----|----------------|-------------------------------------|
|    | 52911       |          | 1001517        | Cornelius | MERCHANDISER ASSEMBLY, BLACK | FOR ED200           | EA | Merchandiser   | <input checked="" type="checkbox"/> |
|    | 52912       | 52912    | 1006066        | Cornelius | MERCHANDISER ASSEMBLY, BLACK | FOR ED250           | EA | Merchandiser   | <input type="checkbox"/>            |
|    | 52937       | 52937    | 1007951        | Cornelius | MERCHANDISER ASSEMBLY, BLACK | FOR ED300           | EA | Merchandiser   | <input type="checkbox"/>            |
|    | 52941       |          | 1007033        | Cornelius | PANEL, INNER                 | FOR DB100           | EA | PART           | <input checked="" type="checkbox"/> |
|    | 52943       | 52943    | 1010207        | Cornelius | LENS, WHITE, 38.99 X 11.03   | FOR ED300           | EA | PART           | <input type="checkbox"/>            |
|    | 52947       | 52947    | 1005753        | Cornelius | LENS, CLEAR                  | FOR DF200           | EA | PART           | <input type="checkbox"/>            |
|    | 52948       |          | 1005834        | Cornelius | LENS, CLEAR                  | FOR DF250           | EA | PART           | <input type="checkbox"/>            |
|  | 52949       | 52949    | 1005961        | Cornelius | LENS, WHITE, 24.81" X 11.11" | FOR ED200           | EA | PART           | <input type="checkbox"/>            |
|  | 52950       | 52950    | 1001721        | Cornelius | LENS, WHITE, 24.81" X 15.11" | FOR ED250           | EA | PART           | <input type="checkbox"/>            |
|  | 52952       | 52952    | 1009541        | Cornelius | MERCHANDISER, GRAY           | FOR ED300           | EA | Merchandiser   | <input type="checkbox"/>            |

Non-Stocked,  
Lead Time





Non-Stocked,  
Lead Time

| Picture  | Vendor Item | GIS Item | Alternate Item | Vendor    | Item Description 01                      | Item Description 02                        | UM | Classification | NS                                  |
|--|-------------|----------|----------------|-----------|--|--|----|----------------|-------------------------------------|
|    | 52972       | 52972    | 1009756        | Cornelius | WHITE CLIP,<br>MERCHANDISER              | FOR<br>ED150/175/300 /<br>DF-ED2XX         | EA | PART           | <input type="checkbox"/>            |
|   | 52993       |          | 1010749        | Cornelius | BLOCK,<br>MERCHANDISER -<br>QFD          |  | EA | PART           | <input checked="" type="checkbox"/> |
|    | 52995       |          | 1003750        | Cornelius | DIFFUSER,<br>GRAPHICS                    | FOR DF150                                  | EA | PART           | <input checked="" type="checkbox"/> |
|    | 52996       | 52996    | 1008001        | Cornelius | DIFFUSER                                 | FOR DF200                                  | EA | PART           | <input type="checkbox"/>            |
|    | 52997       |          | 1008051        | Cornelius | DIFFUSER                                 | FOR DF250                                  | EA | PART           | <input checked="" type="checkbox"/> |
|    | 52999       | 52999    | 1005959        | Cornelius | MERCHANDISER<br>ASSEMBLY, GRAY           | FOR ED150                                  | EA | Merchandiser   | <input type="checkbox"/>            |
|   | 53000       | 53000    | 1007784        | Cornelius | MERCHANDISER<br>ASSEMBLY, GRAY           | FOR ED200                                  | EA | Merchandiser   | <input type="checkbox"/>            |
|  | 53001       | 53001    | 1013641        | Cornelius | MERCHANDISER<br>ASSEMBLY, GRAY           | FOR ED250                                  | EA | Merchandiser   | <input type="checkbox"/>            |
|  | 53011       | 53011    | 1007645        | Cornelius | DRAIN ELBOW,<br>RUBBER, ICE BEV<br>COMBO | FOR<br>ED1XX/2XX/300/FF<br>/IDC PRO/IDC2XX | EA | PART           | <input type="checkbox"/>            |
|  | 53015       | 53015    | 1005615        | Cornelius | ICE CHUTE                                | FOR D45/DB2XX/<br>2230/3030                | EA | PART           | <input type="checkbox"/>            |

Non-Stocked,  
Lead Time

Non-Stocked,  
Lead Time

Non-Stocked,  
Lead Time

| Picture   | Vendor Item | GIS Item | Alternate Item | Vendor    | Item Description 01                    | Item Description 02               | UM | Classification   | NS                                  |
|---|-------------|----------|----------------|-----------|--|-----------------------------------|----|------------------|-------------------------------------|
|    | 53016       |          | 1003402        | Cornelius | ICE CHUTE COVER                        | FOR DB2XX / TJ45 / TJ90           | EA | PART             | <input checked="" type="checkbox"/> |
|    | 53018       | 53018    | 1007983        | Cornelius | LID, GREY                              | FOR ED200 / ED250                 | EA | Lid              | <input type="checkbox"/>            |
|     | 53019       | 53019    | 1001637        | Cornelius | LID, GREY                              | FOR ED150                         | EA | Lid              | <input type="checkbox"/>            |
|     | 53135       | 53135    | 1012531        | Cornelius | UPPER LID, BLACK                       | FOR ED300                         | EA | Lid              | <input type="checkbox"/>            |
|     | 53136       | 53136    | 1012609        | Cornelius | LOWER LID, BLACK                       | FOR ED300                         | EA | Lid              | <input type="checkbox"/>            |
|     | 53137       | 53137    | 1009323        | Cornelius | UPPER LID, GRAY                        | FOR ED300                         | EA | Lid              | <input type="checkbox"/>            |
|    | 53138       | 53138    | 1002988        | Cornelius | LOWER LID, GRAY                        | FOR ED300                         | EA | Lid              | <input type="checkbox"/>            |
|  | 53140       |          | 1013643        | Cornelius | FITTING, A, PVC,<br>3/4" Bb x 3/4" MPT |                                   | EA | Fitting, General | <input checked="" type="checkbox"/> |
|   | 53168       | 53168    | 1010486        | Cornelius | COVER, ICE CHUTE                       | FOR ED1XX/2XX/300 /DF2XX/CARMA250 | EA | PART             | <input type="checkbox"/>            |
|   | 53169       |          | 1013648        | Cornelius | DRAIN TUBE                             | FOR DF-ED2XX / CARMA 250          | EA | PART             | <input checked="" type="checkbox"/> |

Non-Stocked,  
Lead Time

Non-Stocked,  
Lead Time

Non-Stocked,  
Lead Time

| Picture  | Vendor Item | GIS Item | Alternate Item | Vendor    | Item Description 01                | Item Description 02                    | UM | Classification | NS                                  |
|--|-------------|----------|----------------|-----------|------------------------------------|--|----|----------------|-------------------------------------|
|    | 53170       |          | 1000663        | Cornelius | DRAIN TUBE, Z-STYLE                | FOR ED150/175/2XX/300                  | EA | PART           | <input checked="" type="checkbox"/> |
|    | 53184       |          | 1019812        | Cornelius | GATE, ICE, MOUNTING PLATE, PLASTIC |  | EA | PART           | <input checked="" type="checkbox"/> |
|    | 53185       |          | 1002869        | Cornelius | DISK, AGITATOR                     | FOR ED300                              | EA | PART           | <input checked="" type="checkbox"/> |
|   | 53199       | 53199    | 620200155      | Cornelius | MOTOR SHAFT SEAL, FOR DF2XX (OBS)  | * REPLACED BY OEM # 620200155          | EA | PART           | <input type="checkbox"/>            |
|    | 53202       | 53202    | 1010482        | Cornelius | SINK, BLACK                        | FOR ED150                              | EA | Drip Tray      | <input type="checkbox"/>            |
|    | 53222       | 53222    | 1008589        | Cornelius | DRIP TRAY, GREY                    | FOR DF-ED150                           | EA | Drip Tray      | <input type="checkbox"/>            |
|   | 53227       | 53227    | 1010053        | Cornelius | AGITATOR DISK                      | FOR DF-ED150/175 / ABS 1.0             | EA | PART           | <input type="checkbox"/>            |
|  | 53229       | 53229    | 1007904        | Cornelius | DRIP TRAY, FOAMED, GREY            | FOR ED300                              | EA | Drip Tray      | <input type="checkbox"/>            |
|  | 53230       | 53230    | 1008436        | Cornelius | DRIP TRAY ASSEMBLY, BLACK          | FOR ED300                              | EA | Drip Tray      | <input type="checkbox"/>            |
|  | 53236       |          | 1019828        | Cornelius | COVER (COLD PLATE MODELS ONLY)     | FOAMED, FOR DF-ED150/175/300 / ABS 1.0 | EA | PART           | <input checked="" type="checkbox"/> |

Non-Stocked, Lead Time











Non-Stocked, Lead Time

Non-Stocked, Lead Time







Non-Stocked, Lead Time










| Picture  | Vendor Item | GIS Item | Alternate Item | Vendor    | Item Description 01                               | Item Description 02               | UM | Classification   | NS                                  |                           |
|--|-------------|----------|----------------|-----------|---|-----------------------------------|----|------------------|-------------------------------------|---------------------------|
|    | 53241       |          | 1005903        | Cornelius | ACCESS COVER<br>(COLD PLATE<br>MODELS ONLY)       | FOR<br>ED150/175/300 /<br>ABS 1.0 | EA | PART             | <input checked="" type="checkbox"/> | Non-Stocked,<br>Lead Time |
|    | 53255       | 53255    | 1005890        | Cornelius | COVER, ACCESS<br>ASSEMBLY                         | FOR ED-DF2XX /<br>CARMA 250       | EA | PART             | <input type="checkbox"/>            |                           |
|    | 53276       |          | 1009207        | Cornelius | FITTING, DRAIN<br>ASSEMBLY,<br>FOAMED, RH         | FOR ABS 1.0                       | EA | PART             | <input checked="" type="checkbox"/> | Non-Stocked,<br>Lead Time |
|    | 53277       |          | 1006875        | Cornelius | FITTING, DRAIN<br>ASSEMBLY,<br>FOAMED, LH         | FOR ABS 1.0                       | EA | PART             | <input checked="" type="checkbox"/> | Non-Stocked,<br>Lead Time |
|    | 53282       |          | 1009236        | Cornelius | CAP, PLUG, DRAIN,<br>RED                          | FOR ABS 1.0 /<br>DF150/2XX        | EA | PART             | <input checked="" type="checkbox"/> | Non-Stocked,<br>Lead Time |
|    | 53285       |          | 1007178        | Cornelius | INSULATION SHEET,<br>SPLASH PANEL                 | FOR ABS 1.0                       | EA | PART             | <input checked="" type="checkbox"/> | Non-Stocked,<br>Lead Time |
|    | 53286       |          | 1019847        | Cornelius | INSULATION SHEET,<br>SPLASH PANEL                 |                                   | EA | PART             | <input checked="" type="checkbox"/> | Non-Stocked,<br>Lead Time |
|  | 53287       |          | 1009179        | Cornelius | GASKET, HOPPER,<br>100"                           |                                   | EA | PART             | <input checked="" type="checkbox"/> | Non-Stocked,<br>Lead Time |
|  | 53292       | 53292    | 1030438        | Cornelius | HOPPER, NON CP<br>DISPENSER                       | FOR ED2XX                         | EA | PART             | <input type="checkbox"/>            |                           |
|  | 53293       |          | 1006766        | Cornelius | FITTING, UNION,<br>PVC, 1" Bb x 1" Bb,<br>COUPLER | (PART OF THE<br>DRAIN ASSEMBLY)   | EA | Fitting, General | <input checked="" type="checkbox"/> | Non-Stocked,<br>Lead Time |








| Picture   | Vendor Item | GIS Item  | Alternate Item | Vendor    | Item Description 01                | Item Description 02                     | UM | Classification | NS                                  |                        |
|---|-------------|-----------|----------------|-----------|------------------------------------|---|----|----------------|-------------------------------------|------------------------|
|     | 53319       |           | 2615819        | Cornelius | INSULATION, SPLASH PANEL           |   | EA | PART           | <input checked="" type="checkbox"/> | Non-Stocked, Lead Time |
|     | 53324       |           | 2615825        | Cornelius | MERCHANDISER W/O BRACKET, BLACK    | FOR ED200                               | EA | Merchandiser   | <input checked="" type="checkbox"/> | Non-Stocked, Lead Time |
|     | 53326       |           | 1013654        | Cornelius | MERCHANDISER W/O BRACKET, BLACK    | FOR ED150                               | EA | Merchandiser   | <input checked="" type="checkbox"/> | Non-Stocked, Lead Time |
|     | 53327       |           | 1013655        | Cornelius | MERCHANDISER W/O BRACKET, GRAY     | FOR ED150                               | EA | Merchandiser   | <input checked="" type="checkbox"/> | Non-Stocked, Lead Time |
|     | 53329       |           | 2615888        | Cornelius | MERCHANDISER W/O BRACKET           | FOR DF250                               | EA | Merchandiser   | <input checked="" type="checkbox"/> | Non-Stocked, Lead Time |
|     | 53330       |           | 1013656        | Cornelius | MERCHANDISER W/O BRACKET           | FOR DF150                               | EA | Merchandiser   | <input checked="" type="checkbox"/> | Non-Stocked, Lead Time |
|    | 548000278   | 548000278 | 2622578        | Cornelius | CONTROL BOARD, DOOR BREAKOUT       | FOR QUEST E2-4 (R290)                   | EA | Control Board  | <input type="checkbox"/>            |                        |
|  | 550001      | 550001    | 1005366        | Cornelius | DRIER, ACCUMULATOR                 | FOR MILLENNIUM (MJ30-4, MJ32-4, MJ31-4) | EA | PART           | <input type="checkbox"/>            |                        |
|   | 550275      | 550275    | 1001712        | Cornelius | WATER SS PUMP, 50 GPH, PROCON      | FOR UCR40/UCCR40                        | EA | Water Pump     | <input type="checkbox"/>            |                        |
|   | 550276      | 550276    | 1008474        | Cornelius | WATER PUMP, BRASS, 125 GPH, PROCON | PROCON SERIES 1 PUMP, FOR UCCR40        | EA | Water Pump     | <input type="checkbox"/>            |                        |


| Picture   | Vendor Item | GIS Item  | Alternate Item | Vendor    | Item Description 01                       | Item Description 02           | UM | Classification | NS                                  |                           |
|---|-------------|-----------|----------------|-----------|---|-------------------------------|----|----------------|-------------------------------------|---------------------------|
|    | 560000123   |           | 1003417        | Cornelius | MOTOR, FAN, 35W,<br>240/60, 1500 RPM      | FOR VANGUARD<br>245           | EA | Motor          | <input checked="" type="checkbox"/> | Non-Stocked,<br>Lead Time |
|     | 560000126   |           | 1008032        | Cornelius | LEG KIT                                   | FOR VANGUARD<br>245           | EA | Leg Set        | <input checked="" type="checkbox"/> | Non-Stocked,<br>Lead Time |
|    | 560000170   |           | 1003631        | Cornelius | MOTOR, FAN, 23W,<br>230/50Hz, 1430<br>RPM | FOR ABS 1.0 /<br>VANGUARD 245 | EA | Motor          | <input checked="" type="checkbox"/> | Non-Stocked,<br>Lead Time |
|    | 560000204   |           | 1005037        | Cornelius | SPACER, FINGER,<br>CUP HOLDER             | FOR ABS 1.0                   | EA | PART           | <input checked="" type="checkbox"/> | Non-Stocked,<br>Lead Time |
|     | 560000205   |           | 1002700        | Cornelius | DISPLAY PANEL                             | FOR ABS 1.0                   | EA | PART           | <input checked="" type="checkbox"/> | Non-Stocked,<br>Lead Time |
|     | 560000206   | 560000206 | 1010399        | Cornelius | COVER, CUP TUBE<br>4"                     | FOR ABS 1.0                   | EA | PART           | <input type="checkbox"/>            |                           |
|    | 560000207   | 560000207 | 1003737        | Cornelius | COVER, CUP TUBE<br>5"                     | FOR ABS 1.0                   | EA | PART           | <input type="checkbox"/>            |                           |
|  | 560000211   |           | 1019921        | Cornelius | COLUMN, FRONT                             | FOR ABS 1.0                   | EA | PART           | <input checked="" type="checkbox"/> | Non-Stocked,<br>Lead Time |
|   | 560000213   |           | 1000483        | Cornelius | SHAFT, DRIVE,<br>625D 34+Lg               | FOR ABS 1.0                   | EA | PART           | <input checked="" type="checkbox"/> | Non-Stocked,<br>Lead Time |
|  | 560000214   |           | 1000405        | Cornelius | BRACKET, CUP<br>TUBE 12/16/21 OZ          | FOR ABS 1.0                   | EA | PART           | <input checked="" type="checkbox"/> | Non-Stocked,<br>Lead Time |













| Picture   | Vendor Item | GIS Item | Alternate Item | Vendor    | Item Description 01                       | Item Description 02     | UM | Classification   | NS                                  |                           |
|---|-------------|----------|----------------|-----------|---|-------------------------|----|------------------|-------------------------------------|---------------------------|
|    | 560000215   |          | 1002789        | Cornelius | BRACKET, CUP<br>TUBE 32/42 OZ             | FOR ABS 1.0             | EA | PART             | <input checked="" type="checkbox"/> | Non-Stocked,<br>Lead Time |
|    | 560000219   |          | 1001251        | Cornelius | NUT, SHLDR, 06-32<br>HEX LARGE            | FOR ABS 1.0 /<br>IDC255 | EA | Hardware         | <input checked="" type="checkbox"/> | Non-Stocked,<br>Lead Time |
|    | 560000220   |          | 1019924        | Cornelius | FITTING, T, SS, 1/2"<br>Bb x 3/8" MFL (2) | FOR ABS 1.0             | EA | Fitting, General | <input checked="" type="checkbox"/> | Non-Stocked,<br>Lead Time |
|    | 560000223   |          | 1019925        | Cornelius | NUT, WING, SS 08-<br>32                   | FOR ABS 1.0             | EA | Hardware         | <input checked="" type="checkbox"/> | Non-Stocked,<br>Lead Time |
|    | 560000226   |          | 1004538        | Cornelius | BOLT, MACHINE,<br>1/4" - 20 PAPH 12<br>SS | FOR ABS 1.0             | EA | Hardware         | <input checked="" type="checkbox"/> | Non-Stocked,<br>Lead Time |
|    | 560000230   |          | 1005112        | Cornelius | SUPPORT, TURRET<br>GEAR MOTOR,<br>INDEX   | FOR ABS 1.0             | EA | PART             | <input checked="" type="checkbox"/> | Non-Stocked,<br>Lead Time |
|   | 560000231   |          | 1019927        | Cornelius | BUSHING, 815OD x<br>629ID Brnze           | FOR ABS 1.0             | EA | PART             | <input checked="" type="checkbox"/> | Non-Stocked,<br>Lead Time |
|  | 560000232   |          | 1008950        | Cornelius | BRACKET,<br>MOUNTING, INDEX<br>BOARD      | FOR ABS 1.0             | EA | PART             | <input checked="" type="checkbox"/> | Non-Stocked,<br>Lead Time |
|  | 560000234   |          | 1008533        | Cornelius | GEAR BOX TURRET<br>100-1                  | FOR ABS 1.0             | EA | PART             | <input checked="" type="checkbox"/> | Non-Stocked,<br>Lead Time |
|  | 560000236   |          | 1019929        | Cornelius | BRACKET,<br>MOUNTING E-Box<br>EDPro       | FOR ABS 1.0             | EA | PART             | <input checked="" type="checkbox"/> | Non-Stocked,<br>Lead Time |











| Picture  | Vendor Item | GIS Item | Alternate Item | Vendor    | Item Description 01                      | Item Description 02                             | UM | Classification | NS                                  |                           |
|--|-------------|----------|----------------|-----------|--|---|----|----------------|-------------------------------------|---------------------------|
|    | 560000237   |          | 1013658        | Cornelius | LABEL, WIRING<br>DIAGRAM                 | FOR ABS 1.0                                     | EA | Label          | <input checked="" type="checkbox"/> | Non-Stocked,<br>Lead Time |
|    | 560000238   |          | 1002684        | Cornelius | DISC, TURRET,<br>INDEX, ENCODER          | FOR ABS 1.0                                     | EA | PART           | <input checked="" type="checkbox"/> | Non-Stocked,<br>Lead Time |
|    | 560000239   |          | 1009712        | Cornelius | HUB DISC INDEX                           | FOR ABS 1.0/2.0                                 | EA | PART           | <input checked="" type="checkbox"/> | Non-Stocked,<br>Lead Time |
|    | 560000240   |          | 1019930        | Cornelius | COIL, CARB,<br>WATER, LH                 | FOR ABS 1.0                                     | EA | Coil           | <input checked="" type="checkbox"/> | Non-Stocked,<br>Lead Time |
|    | 560000244   |          | 1019934        | Cornelius | TUBE, WATER IN                           | FOR ABS 1.0                                     | EA | PART           | <input checked="" type="checkbox"/> | Non-Stocked,<br>Lead Time |
|    | 560000248   |          | 1002669        | Cornelius | COVER, CONTROL<br>BOX, MAIN              | FOR ABS 1.0                                     | EA | PART           | <input checked="" type="checkbox"/> | Non-Stocked,<br>Lead Time |
|    | 560000249   |          | 1004511        | Cornelius | LABEL, FLAVOR ID,<br>FRONT PANEL         | DECAL, A,B,C,D<br>DISPLAY 2 , FOR<br>ABS 1.0    | EA | Label          | <input checked="" type="checkbox"/> | Non-Stocked,<br>Lead Time |
|  | 560000253   |          | 2614968        | Cornelius | COMPRESSOR,<br>3/4HP, 230/50Hz,<br>R404A | UL/CSA CSR Fan 17<br>F/Oz 0-50C, FOR<br>ABS (?) | EA | Compressor     | <input checked="" type="checkbox"/> | Non-Stocked,<br>Lead Time |
|  | 560000268   |          | 1019946        | Cornelius | COIL, CARB,<br>WATER, RH                 | FOR ABS 1.0                                     | EA | Coil           | <input checked="" type="checkbox"/> | Non-Stocked,<br>Lead Time |
|  | 560000275   |          | 1019952        | Cornelius | TANK, WATER<br>BATH ASSEMBLY             | FOR ABS 1.0                                     | EA | PART           | <input checked="" type="checkbox"/> | Non-Stocked,<br>Lead Time |








| Picture   | Vendor Item | GIS Item | Alternate Item | Vendor    | Item Description 01                  | Item Description 02        | UM | Classification | NS                                  |                        |
|---|-------------|----------|----------------|-----------|--------------------------------------|----------------------------|----|----------------|-------------------------------------|------------------------|
|     | 560000278   |          | 1019954        | Cornelius | COVER, WATER BATH                    | FOR ABS 1.0                | EA | PART           | <input checked="" type="checkbox"/> | Non-Stocked, Lead Time |
|     | 560000291   |          | 1008048        | Cornelius | FILTER, AIR CONDENSER, ALUMINUM MESH | FOR ABS 1.0 / VANGUARD 245 | EA | Air Filter     | <input checked="" type="checkbox"/> | Non-Stocked, Lead Time |
|     | 560000292   |          | 1000778        | Cornelius | COIL, CONDENSER, 6791BTU 4 Row       | FOR ABS 1.0 / VANGUARD 245 | EA | Coil           | <input checked="" type="checkbox"/> | Non-Stocked, Lead Time |
|     | 560000306   |          | 1008492        | Cornelius | DRIP TRAY, FOAMED, ASSEMBLY          | FOR ABS 1.0                | EA | Drip Tray      | <input checked="" type="checkbox"/> | Non-Stocked, Lead Time |
|     | 560000307   |          | 1013661        | Cornelius | HOLDER, CUP, CONVEYOR                | FOR ABS 1.0                | EA | PART           | <input checked="" type="checkbox"/> | Non-Stocked, Lead Time |
|    | 560000308   |          | 1019963        | Cornelius | SHAFT, GEAR, KEYED, CONVEYOR         | FOR ABS 2.0                | EA | PART           | <input checked="" type="checkbox"/> | Non-Stocked, Lead Time |
|   | 560000309   |          | 1019964        | Cornelius | SHAFT, GEAR, CONVEYOR                | FOR ABS 2.0                | EA | PART           | <input checked="" type="checkbox"/> | Non-Stocked, Lead Time |
|   | 560000310   |          | 1029768        | Cornelius | GEAR, CONVEYOR                       | FOR ABS 1.0                | EA | PART           | <input checked="" type="checkbox"/> | Non-Stocked, Lead Time |
|  | 560000313   |          | 1019967        | Cornelius | HOUSING, BEARING, CONVEYOR           | FOR ABS 1.0                | EA | PART           | <input checked="" type="checkbox"/> | Non-Stocked, Lead Time |
|  | 560000314   |          | 1019968        | Cornelius | SPACER, BELT TENSION, CONVEYOR       | FOR ABS 1.0                | EA | PART           | <input checked="" type="checkbox"/> | Non-Stocked, Lead Time |

| Picture   | Vendor Item | GIS Item | Alternate Item | Vendor    | Item Description 01                       | Item Description 02 | UM | Classification | NS                                  |                           |
|---|-------------|----------|----------------|-----------|---|---------------------|----|----------------|-------------------------------------|---------------------------|
|     | 560000315   |          | 1001305        | Cornelius | CUP REST,<br>CONVEYOR                     | FOR ABS 1.0         | EA | Cup Rest       | <input checked="" type="checkbox"/> | Non-Stocked,<br>Lead Time |
|     | 560000319   |          | 1031911        | Cornelius | BELT, DRIVE,<br>RIBBED, CONVEYOR          | FOR ABS 1.0         | EA | PART           | <input checked="" type="checkbox"/> | Non-Stocked,<br>Lead Time |
|     | 560000320   |          | 1001222        | Cornelius | COVER, ACCESS,<br>CONVEYOR                | FOR ABS 1.0         | EA | PART           | <input checked="" type="checkbox"/> | Non-Stocked,<br>Lead Time |
|    | 560000322   |          | 1009029        | Cornelius | SCREW, MACHINE,<br>10-32 PaPh 72 SSPa     | FOR ABS 1.0         | EA | Hardware       | <input checked="" type="checkbox"/> | Non-Stocked,<br>Lead Time |
|     | 560000323   |          | 1008976        | Cornelius | FITTING, DRAIN                            | FOR ABS 1.0/2.0     | EA | PART           | <input checked="" type="checkbox"/> | Non-Stocked,<br>Lead Time |
|     | 560000324   |          | 1002387        | Cornelius | NUT, DRAIN FITTING                        | FOR ABS 1.0/2.0     | EA | PART           | <input checked="" type="checkbox"/> | Non-Stocked,<br>Lead Time |
|    | 560000326   |          | 1019971        | Cornelius | BALL BEARING .591<br>X 1.378              | FOR ABS 2.0         | EA | PART           | <input checked="" type="checkbox"/> | Non-Stocked,<br>Lead Time |
|  | 560000327   |          | 1004907        | Cornelius | SCREW, WG, 10-24<br>Thmb 64 SSPA          | FOR ABS 2.0         | EA | Hardware       | <input checked="" type="checkbox"/> | Non-Stocked,<br>Lead Time |
|  | 560000329   |          | 1005672        | Cornelius | SCREW, MACHINE,<br>04-40 TRPHG 10<br>SSPA | FOR ABS 1.0         | EA | Hardware       | <input checked="" type="checkbox"/> | Non-Stocked,<br>Lead Time |
|   | 560000331   |          | 1019973        | Cornelius | RETAINER RING, Int<br>.55OD 035Thk        | FOR ABS 2.0         | EA | Hardware       | <input checked="" type="checkbox"/> | Non-Stocked,<br>Lead Time |











| Picture   | Vendor Item | GIS Item | Alternate Item | Vendor    | Item Description 01                              | Item Description 02 | UM | Classification | NS                                  |                           |
|---|-------------|----------|----------------|-----------|--|---------------------|----|----------------|-------------------------------------|---------------------------|
|     | 560000334   |          | 1002039        | Cornelius | GEAR BOX, 75-1,<br>CONVEYOR                      | FOR ABS 1.0         | EA | PART           | <input checked="" type="checkbox"/> | Non-Stocked,<br>Lead Time |
|    | 560000335   |          | 1007071        | Cornelius | BRACKET, LIFT CUP<br>PULLER                      | FOR ABS 1.0         | EA | PART           | <input checked="" type="checkbox"/> | Non-Stocked,<br>Lead Time |
|    | 560000336   |          | 1007070        | Cornelius | COVER, LIFT CUP<br>PULLER                        | FOR ABS 1.0         | EA | PART           | <input checked="" type="checkbox"/> | Non-Stocked,<br>Lead Time |
|     | 560000340   |          | 1004945        | Cornelius | SHIELD, CUP PULLER                               | FOR ABS 1.0         | EA | PART           | <input checked="" type="checkbox"/> | Non-Stocked,<br>Lead Time |
|    | 560000346   |          | 1005082        | Cornelius | CHUTE, ICE,<br>BOTTOM AND<br>WELD                | FOR ABS 1.0         | EA | PART           | <input checked="" type="checkbox"/> | Non-Stocked,<br>Lead Time |
|    | 560000351   |          | 1009054        | Cornelius | BRACKET, Adap Cup<br>Tube XTRA-LARGE -<br>MEDIUM | FOR ABS 1.0         | EA | PART           | <input checked="" type="checkbox"/> | Non-Stocked,<br>Lead Time |
|   | 560000352   |          | 1007283        | Cornelius | CAPACITOR, RUN,<br>02.3Mfd 250V<br>50/60Hz       |                     | EA | PART           | <input checked="" type="checkbox"/> | Non-Stocked,<br>Lead Time |
|  | 560000354   |          | 1003439        | Cornelius | NUT, SHLDR, 06-32<br>HEX SMALL                   | FOR ABS 1.0         | EA | Hardware       | <input checked="" type="checkbox"/> | Non-Stocked,<br>Lead Time |
|  | 560000356   |          | 1007362        | Cornelius | VALVE, AIR TOGGLE                                | FOR ABS 1.0         | EA | PART           | <input checked="" type="checkbox"/> | Non-Stocked,<br>Lead Time |
|   | 560000359   |          | 1005898        | Cornelius | RELAY, SPST SOLID<br>STATE                       | FOR ABS 1.0         | EA | PART           | <input checked="" type="checkbox"/> | Non-Stocked,<br>Lead Time |











| Picture  | Vendor Item | GIS Item | Alternate Item | Vendor    | Item Description 01                  | Item Description 02            | UM | Classification | NS                                  |                           |
|--|-------------|----------|----------------|-----------|--------------------------------------|--------------------------------|----|----------------|-------------------------------------|---------------------------|
|   | 560000360   |          | 1019980        | Cornelius | BRACKET,<br>MOUNTING,<br>REGULATOR / | FOR ABS 1.0/2.0                | EA | PART           | <input checked="" type="checkbox"/> | Non-Stocked,<br>Lead Time |
|   | 560000362   |          | 1007527        | Cornelius | PLATE, ICE CHUTE,<br>WELD            | FOR ABS 1.0                    | EA | PART           | <input checked="" type="checkbox"/> | Non-Stocked,<br>Lead Time |
|   | 560000364   |          | 1003041        | Cornelius | BRACKET<br>ASSEMBLY, ICE<br>CHUTE    | FOR ABS 1.0                    | EA | PART           | <input checked="" type="checkbox"/> | Non-Stocked,<br>Lead Time |
|   | 560000366   |          | 1007100        | Cornelius | BRACKET, CUP<br>SENSOR 2Hi           | FOR ABS 1.0                    | EA | PART           | <input checked="" type="checkbox"/> | Non-Stocked,<br>Lead Time |
|   | 560000367   |          | 1010669        | Cornelius | SWITCH, LOW<br>PRESSURE PSI          | FOR ABS 1.0                    | EA | PART           | <input checked="" type="checkbox"/> | Non-Stocked,<br>Lead Time |
|   | 560000368   |          | 1005805        | Cornelius | SPRING CUP<br>LOCATOR                | FOR ABS 1.0/2.0                | EA | PART           | <input checked="" type="checkbox"/> | Non-Stocked,<br>Lead Time |
|   | 560000369   |          | 1006207        | Cornelius | DECAL SET, COKE<br>AND ETC...        | FOR ABS 1.0                    | EA | Decal          | <input checked="" type="checkbox"/> | Non-Stocked,<br>Lead Time |
|  | 560000370   |          | 1001870        | Cornelius | DISPLAY, LCD 2 x 24                  | FOR ABS 1.0                    | EA | PART           | <input checked="" type="checkbox"/> | Non-Stocked,<br>Lead Time |
|  | 560000371   |          | 1006259        | Cornelius | DISPLAY, LCD 4 x 20                  | FOR ABS 1.0                    | EA | PART           | <input checked="" type="checkbox"/> | Non-Stocked,<br>Lead Time |
|  | 560000372   |          | 1008633        | Cornelius | CIRCUIT BOARD,<br>ABS Bev/Interface  | BEFORE 5/29/09,<br>FOR ABS 1.0 | EA | Control Board  | <input checked="" type="checkbox"/> | Non-Stocked,<br>Lead Time |


| Picture   | Vendor Item | GIS Item | Alternate Item | Vendor    | Item Description 01                         | Item Description 02 | UM | Classification | NS                                  |                           |
|---|-------------|----------|----------------|-----------|---|---------------------|----|----------------|-------------------------------------|---------------------------|
|    | 560000373   |          | 1003957        | Cornelius | CIRCUIT BOARD,<br>Turret Sensor             | FOR ABS 1.0         | EA | Control Board  | <input checked="" type="checkbox"/> | Non-Stocked,<br>Lead Time |
|    | 560000374   |          | 1010715        | Cornelius | CIRCUIT BOARD,<br>ABS STORE SENSOR          | FOR ABS 1.0         | EA | Control Board  | <input checked="" type="checkbox"/> | Non-Stocked,<br>Lead Time |
|    | 560000375   |          | 1006440        | Cornelius | CIRCUIT BOARD,<br>ABS MOTION<br>CONTROL     | FOR ABS 1.0         | EA | Control Board  | <input checked="" type="checkbox"/> | Non-Stocked,<br>Lead Time |
|    | 560000376   |          | 1003885        | Cornelius | CIRCUIT BOARD,<br>POWER 12VDC               | FOR ABS 1.0         | EA | Control Board  | <input checked="" type="checkbox"/> | Non-Stocked,<br>Lead Time |
|    | 560000377   |          | 1000177        | Cornelius | WIRE HARNESS,<br>ABS MAIN-MOTION            | FOR ABS 1.0         | EA | Wire Harness   | <input checked="" type="checkbox"/> | Non-Stocked,<br>Lead Time |
|    | 560000378   |          | 1000982        | Cornelius | WIRE HARNESS,<br>ABS CONTROL BOX-<br>MOTION | FOR ABS 1.0         | EA | Wire Harness   | <input checked="" type="checkbox"/> | Non-Stocked,<br>Lead Time |
|   | 560000379   |          | 1005231        | Cornelius | WIRE HARNESS,<br>Valve-Cntl Board           | FOR ABS 1.0         | EA | Wire Harness   | <input checked="" type="checkbox"/> | Non-Stocked,<br>Lead Time |
|  | 560000380   |          | 1002687        | Cornelius | WIRE HARNESS,<br>ABS POWER-POS              | FOR ABS 1.0         | EA | Wire Harness   | <input checked="" type="checkbox"/> | Non-Stocked,<br>Lead Time |
|  | 560000381   |          | 1013663        | Cornelius | WIRE HARNESS,<br>ABS CONTROL BOX            | FOR ABS 1.0         | EA | Wire Harness   | <input checked="" type="checkbox"/> | Non-Stocked,<br>Lead Time |
|  | 560000383   |          | 1013664        | Cornelius | WIRE HARNESS,<br>ABS POS-VALVE,<br>75" S    | FOR ABS 1.0         | EA | Wire Harness   | <input checked="" type="checkbox"/> | Non-Stocked,<br>Lead Time |



| Picture   | Vendor Item | GIS Item | Alternate Item | Vendor    | Item Description 01                           | Item Description 02            | UM | Classification | NS                                  |                           |
|---|-------------|----------|----------------|-----------|---|--------------------------------|----|----------------|-------------------------------------|---------------------------|
|     | 560000384   |          | 1009952        | Cornelius | WIRE HARNESS,<br>ABS MOTION-POS,<br>16"       | FOR ABS 1.0                    | EA | Wire Harness   | <input checked="" type="checkbox"/> | Non-Stocked,<br>Lead Time |
|     | 560000385   |          | 1008409        | Cornelius | CABLE, EXTN, DB9<br>RS232, 100' MIN           | FOR ABS 1.0                    | EA | PART           | <input checked="" type="checkbox"/> | Non-Stocked,<br>Lead Time |
|     | 560000386   |          | 1005957        | Cornelius | COVER, CUP HI<br>SENSOR                       | FOR ABS 1.0                    | EA | PART           | <input checked="" type="checkbox"/> | Non-Stocked,<br>Lead Time |
|    | 560000389   |          | 1002315        | Cornelius | SCREW, MACHINE,<br>10-32 X 2L PAPH 64<br>STZI | FOR WCC700 / ABS<br>1.0        | EA | Hardware       | <input checked="" type="checkbox"/> | Non-Stocked,<br>Lead Time |
|    | 560000390   |          | 1006411        | Cornelius | SOLENOID, AIR<br>FLOW CONTROL<br>12DC         | FOR ABS 1.0                    | EA | PART           | <input checked="" type="checkbox"/> | Non-Stocked,<br>Lead Time |
|    | 560000391   |          | 1001567        | Cornelius | REGULATOR AND<br>AIR FILTER W/<br>GUAGE       | FOR ABS 1.0/2.0                | EA | PART           | <input checked="" type="checkbox"/> | Non-Stocked,<br>Lead Time |
|    | 560000392   |          | 1000502        | Cornelius | GASKET, ICE CHUTE                             | FOR ABS 1.0                    | EA | PART           | <input checked="" type="checkbox"/> | Non-Stocked,<br>Lead Time |
|  | 560000399   |          | 1000726        | Cornelius | NUT, ACORN, SS 06-<br>32                      | FOR ABS 1.0/2.0                | EA | Hardware       | <input checked="" type="checkbox"/> | Non-Stocked,<br>Lead Time |
|   | 560000417   |          | 1010213        | Cornelius | WRAP, BASE, S-<br>SERV, McDONALDS             | FOR VANGUARD<br>245            | EA | PART           | <input checked="" type="checkbox"/> | Non-Stocked,<br>Lead Time |
|   | 560000428   |          | 1005185        | Cornelius | CUP REST,<br>CUSTOM, 22.4" x<br>7.2"          | FOR VANGUARD<br>245 - 8 FLAVOR | EA | Cup Rest       | <input checked="" type="checkbox"/> | Non-Stocked,<br>Lead Time |























| Picture   | Vendor Item | GIS Item  | Alternate Item | Vendor    | Item Description 01                            | Item Description 02                         | UM | Classification | NS                                  |                           |
|---|-------------|-----------|----------------|-----------|--|---|----|----------------|-------------------------------------|---------------------------|
|     | 560000429   |           | 1010208        | Cornelius | CUP REST,<br>CUSTOM, 22.4" x<br>7.2"           | FOR VANGUARD<br>245 - 6 FLAVOR              | EA | Cup Rest       | <input checked="" type="checkbox"/> | Non-Stocked,<br>Lead Time |
|     | 560000439   |           | 1001943        | Cornelius | HOLDER, LIDS AND<br>CUPS, McDONALDS            | FOR VANGUARD<br>245                         | EA | PART           | <input checked="" type="checkbox"/> | Non-Stocked,<br>Lead Time |
|     | 560000782   |           | 1020018        | Cornelius | LABEL, WARNING -<br>UNPLUG COUNTER<br>ELECTRIC |   | EA | Label          | <input checked="" type="checkbox"/> | Non-Stocked,<br>Lead Time |
|    | 560000795   | 560000795 | 1010303        | Cornelius | SWITCH, MICRO-L,<br>ON/OFF, UF1 05A 2          | FOR SF-1 / SFV-1 /<br>UF-1 / PRISM<br>VALVE | EA | PART           | <input type="checkbox"/>            |                           |
|     | 560000862   |           | 1005608        | Cornelius | COIL, SYRUP, RIGHT-<br>HAND                    | FOR VANGUARD<br>245                         | EA | Coil           | <input checked="" type="checkbox"/> | Non-Stocked,<br>Lead Time |
|     | 560000874   |           | 1007232        | Cornelius | WATER COIL<br>ASSEMBLY, PRE-<br>CHILL          | FOR VANGUARD<br>245                         | EA | Coil           | <input checked="" type="checkbox"/> | Non-Stocked,<br>Lead Time |
|    | 560000934   |           | 1000535        | Cornelius | PANEL, DOOR, FCB<br>2-FLV ICEE                 | FOR FCB V4-2                                | EA | PART           | <input checked="" type="checkbox"/> | Non-Stocked,<br>Lead Time |
|  | 560001102   |           | 1006884        | Cornelius | DECAL, PEPSI,<br>FRONT DOM                     | FOR VANGUARD<br>245                         | EA | Decal          | <input checked="" type="checkbox"/> | Non-Stocked,<br>Lead Time |
|   | 560001103   |           | 1004957        | Cornelius | DECAL, PEPSI, SIDE<br>DOM                      | FOR VANGUARD<br>245                         | EA | Decal          | <input checked="" type="checkbox"/> | Non-Stocked,<br>Lead Time |
|  | 560001108   |           | 1009688        | Cornelius | SCREW TT 8-16<br>OVPH 26                       | FOR UF-1 / UFB-1<br>VALVE                   | EA | Hardware       | <input checked="" type="checkbox"/> | Non-Stocked,<br>Lead Time |

| Picture   | Vendor Item | GIS Item | Alternate Item | Vendor    | Item Description 01                           | Item Description 02 | UM | Classification      | NS                                  |                           |
|---|-------------|----------|----------------|-----------|---|---------------------|----|---------------------|-------------------------------------|---------------------------|
|     | 560001136   |          | 1002345        | Cornelius | STRAIN RELIEF,<br>1.3h V6625                  |                     | EA | PART                | <input checked="" type="checkbox"/> | Non-Stocked,<br>Lead Time |
|    | 560001415   |          | 1009444        | Cornelius | RECEPTACLE, 125V,<br>20A, 3 COND CE           | FOR VANGUARD<br>245 | EA | PART                | <input checked="" type="checkbox"/> | Non-Stocked,<br>Lead Time |
|    | 560001501   |          | 1020058        | Cornelius | FITTING, BODY, BR,<br>1/8" MPT x 10-32<br>(3) | FOR ABS 1.0         | EA | Fitting, General    | <input checked="" type="checkbox"/> | Non-Stocked,<br>Lead Time |
|    | 560001503   |          | 1002565        | Cornelius | FITTING, STEM,<br>BARBED 170 x 10-<br>32 Male | FOR ABS 1.0         | EA | Fitting, General    | <input checked="" type="checkbox"/> | Non-Stocked,<br>Lead Time |
|     | 560001508   |          | 1013673        | Cornelius | TUBING, POLY, 125<br>X 250, 85 DU             |                     | EA | Tubing,<br>Beverage | <input checked="" type="checkbox"/> | Non-Stocked,<br>Lead Time |
|     | 560001510   |          | 1013674        | Cornelius | LABEL, OPERATION<br>INSTRUCTIONS              | FOR ABS 1.0         | EA | Label               | <input checked="" type="checkbox"/> | Non-Stocked,<br>Lead Time |
|     | 560001511   |          | 1020061        | Cornelius | LABEL, IDENT<br>VALVE, TOP VIEW<br>SCHEMATIC  | FOR ABS 1.0         | EA | Label               | <input checked="" type="checkbox"/> | Non-Stocked,<br>Lead Time |
|  | 560001513   |          | 1020063        | Cornelius | FITTING, L, BR, 1/4"<br>Bb x 1/8" MPT         | FOR ABS 2.0         | EA | Fitting, General    | <input checked="" type="checkbox"/> | Non-Stocked,<br>Lead Time |
|  | 560001514   |          | 1020064        | Cornelius | NUT, PLASTIC, AIR<br>FILTER                   | FOR ABS 1.0/2.0     | EA | PART                | <input checked="" type="checkbox"/> | Non-Stocked,<br>Lead Time |
|  | 560001516   |          | 1020065        | Cornelius | PRODUCT TUBE,<br>265 FLEX 03In 7/16"          | FOR ABS 1.0         | EA | PART                | <input checked="" type="checkbox"/> | Non-Stocked,<br>Lead Time |

| Picture   | Vendor Item | GIS Item | Alternate Item | Vendor    | Item Description 01                       | Item Description 02                    | UM | Classification   | NS                                  |                        |
|---|-------------|----------|----------------|-----------|---|--|----|------------------|-------------------------------------|------------------------|
|    | 560001517   |          | 1008190        | Cornelius | SOLENOID, AIR FLOW CONTROL, 12DC          | FOR ABS 1.0                            | EA | PART             | <input checked="" type="checkbox"/> | Non-Stocked, Lead Time |
|    | 560001519   |          | 1009184        | Cornelius | FITTING, PUSH, 10-32 x .094TB             | FOR ABS 1.0                            | EA | Fitting, General | <input checked="" type="checkbox"/> | Non-Stocked, Lead Time |
|     | 560001528   |          | 1013675        | Cornelius | TUBING, AIR, 094 x 156, RED               | FOR ABS 1.0                            | EA | PART             | <input checked="" type="checkbox"/> | Non-Stocked, Lead Time |
|    | 560001529   |          | 1013676        | Cornelius | TUBING, AIR, 094 x 156, BLACK             | FOR ABS 1.0                            | EA | PART             | <input checked="" type="checkbox"/> | Non-Stocked, Lead Time |
|    | 560001530   |          | 1004503        | Cornelius | SCREW, TR, 04-40 PAPH 28 STZI             | FOR ABS 1.0                            | EA | Hardware         | <input checked="" type="checkbox"/> | Non-Stocked, Lead Time |
|    | 560001532   |          | 1003364        | Cornelius | SCREW, MACHINE, 10-32 FLPH 14 SSPA        | FOR ABS 1.0                            | EA | Hardware         | <input checked="" type="checkbox"/> | Non-Stocked, Lead Time |
|   | 560001533   |          | 1009230        | Cornelius | FITTING, PUSH, 90-DEG, 1/8" MPT x .095 TB | FOR ABS 1.0                            | EA | Fitting, General | <input checked="" type="checkbox"/> | Non-Stocked, Lead Time |
|  | 560001534   |          | 1009325        | Cornelius | FITTING, PUSH, 90-DEG, 10-32 x .094 TB    | FOR ABS 1.0                            | EA | Fitting, General | <input checked="" type="checkbox"/> | Non-Stocked, Lead Time |
|  | 560001535   |          | 1004586        | Cornelius | INSERT, DISPLAY, VALVE PANEL              | BEZEL, A,B,C,D DISPLAY 2 , FOR ABS 1.0 | EA | PART             | <input checked="" type="checkbox"/> | Non-Stocked, Lead Time |
|  | 560001537   |          | 1004486        | Cornelius | HOLDER, C-BULB, RANCO                     | FOR ABS 1.0 / VANGUARD 245             | EA | PART             | <input checked="" type="checkbox"/> | Non-Stocked, Lead Time |

| Picture   | Vendor Item | GIS Item | Alternate Item | Vendor    | Item Description 01                                  | Item Description 02 | UM | Classification   | NS                                  |                           |
|---|-------------|----------|----------------|-----------|--|---------------------|----|------------------|-------------------------------------|---------------------------|
|    | 560001538   |          | 1020071        | Cornelius | SPACER, IBC BULB,<br>RANCO                           | FOR ABS 1.0         | EA | PART             | <input checked="" type="checkbox"/> | Non-Stocked,<br>Lead Time |
|    | 560001547   |          | 1006772        | Cornelius | RETAINER RING,<br>CONVEYOR COVER                     | FOR ABS 1.0/2.0     | EA | Hardware         | <input checked="" type="checkbox"/> | Non-Stocked,<br>Lead Time |
|    | 560001548   |          | 1020075        | Cornelius | SHIELD, ICE CHUTE                                    | FOR ABS 1.0         | EA | PART             | <input checked="" type="checkbox"/> | Non-Stocked,<br>Lead Time |
|    | 560001549   |          | 1003227        | Cornelius | FITTING, U-BEND,<br>SS, 3/8" Bb (2) x<br>1/2" Bb (2) |                     | EA | Fitting, General | <input checked="" type="checkbox"/> | Non-Stocked,<br>Lead Time |
|    | 560001551   |          | 1001289        | Cornelius | COUPLING,<br>CONVEYOR                                | FOR ABS 1.0/2.0     | EA | PART             | <input checked="" type="checkbox"/> | Non-Stocked,<br>Lead Time |
|     | 560001552   |          | 1020076        | Cornelius | COUPLING,<br>TURRET, LOWER                           | FOR ABS 2.0/1.0     | EA | PART             | <input checked="" type="checkbox"/> | Non-Stocked,<br>Lead Time |
|   | 560001553   |          | 1000280        | Cornelius | COUPLING, CUP,<br>HUB                                | FOR ABS 1.0         | EA | PART             | <input checked="" type="checkbox"/> | Non-Stocked,<br>Lead Time |
|   | 560001555   |          | 1006821        | Cornelius | COVER, BACK CUP<br>PULLER                            | FOR ABS 1.0         | EA | PART             | <input checked="" type="checkbox"/> | Non-Stocked,<br>Lead Time |
|  | 560001558   |          | 1001616        | Cornelius | FINGER ASSEMBLY,<br>16/21/42 OZ CUP                  | FOR ABS 1.0         | EA | PART             | <input checked="" type="checkbox"/> | Non-Stocked,<br>Lead Time |
|  | 560001559   |          | 1003723        | Cornelius | FINGER ASSEMBLY,<br>12 / 32 OZ CUP                   | FOR ABS 1.0         | EA | PART             | <input checked="" type="checkbox"/> | Non-Stocked,<br>Lead Time |

| Picture   | Vendor Item | GIS Item | Alternate Item | Vendor    | Item Description 01                              | Item Description 02                            | UM | Classification | NS                                  |                           |
|---|-------------|----------|----------------|-----------|--|--|----|----------------|-------------------------------------|---------------------------|
|    | 560001560   |          | 1002468        | Cornelius | SCREW, MACHINE,<br>10-32 HxSo 24 SS              | FOR ABS 1.0/2.0                                | EA | Hardware       | <input checked="" type="checkbox"/> | Non-Stocked,<br>Lead Time |
|    | 560001562   |          | 1000067        | Cornelius | NUT, PUSH, BR,<br>.125 DIA. STUD,<br>TWIST STYLE | FOR ABS 1.0                                    | EA | Hardware       | <input checked="" type="checkbox"/> | Non-Stocked,<br>Lead Time |
|     | 560001568   |          | 1020080        | Cornelius | CORD, SERVICE, 16-<br>3 5-20P, 96", 90           | FOR ABS 1.0                                    | EA | PART           | <input checked="" type="checkbox"/> | Non-Stocked,<br>Lead Time |
|    | 560001570   |          | 1004736        | Cornelius | STAND-OFF, 04-40<br>x 3/16 STZI HX               | FOR ABS 1.0                                    | EA | Hardware       | <input checked="" type="checkbox"/> | Non-Stocked,<br>Lead Time |
|     | 560001571   |          | 1008991        | Cornelius | TUBE, CUT, RED,<br>.094 ID, 12",<br>EXHAUST      | FOR ABS 1.0                                    | EA | PART           | <input checked="" type="checkbox"/> | Non-Stocked,<br>Lead Time |
|     | 560001572   |          | 1006820        | Cornelius | WIRE HARNESS,<br>ABS SOLD OUT<br>SWITCH          | FOR ABS 1.0                                    | EA | Wire Harness   | <input checked="" type="checkbox"/> | Non-Stocked,<br>Lead Time |
|   | 560001586   |          | 1004436        | Cornelius | SUPPORT, PC<br>BOARD, 1/4" NYLON                 | FOR ABS 1.0 /<br>VANG. / IMPULSE /<br>PINNACLE | EA | PART           | <input checked="" type="checkbox"/> | Non-Stocked,<br>Lead Time |
|  | 560001587   |          | 1020083        | Cornelius | NUT, CONVEYOR,<br>SS 3/8-24                      | FOR ABS 2.0                                    | EA | Hardware       | <input checked="" type="checkbox"/> | Non-Stocked,<br>Lead Time |
|  | 560001589   |          | 1009267        | Cornelius | BRUSH, CLEANING,<br>2.5D, NYLON, 16"<br>LENGTH   |  | EA | TOOL           | <input checked="" type="checkbox"/> | Non-Stocked,<br>Lead Time |
|   | 560001592   |          | 1008942        | Cornelius | TUBING, CUT, RED,<br>094, 20" Lift On            | FOR ABS 1.0                                    | EA | PART           | <input checked="" type="checkbox"/> | Non-Stocked,<br>Lead Time |

| Picture  | Vendor Item | GIS Item  | Alternate Item | Vendor    | Item Description 01                        | Item Description 02                | UM | Classification | NS                                  |                        |
|--|-------------|-----------|----------------|-----------|--|------------------------------------|----|----------------|-------------------------------------|------------------------|
|    | 560001598   |           | 1000090        | Cornelius | TUBE, CUT, .125 ID X 15", BLACK, IceCy Sol | FOR ABS 1.0                        | EA | PART           | <input checked="" type="checkbox"/> | Non-Stocked, Lead Time |
|    | 560001733   |           | 1003527        | Cornelius | BAFFLE, INNER ASSEMBLY, JUICE, UF1         | FOR UF1/UFB1 VALVE                 | EA | PART           | <input checked="" type="checkbox"/> | Non-Stocked, Lead Time |
|    | 560001734   | 560001734 | 1003881        | Cornelius | UF1 NOZZLE & DIFFUSER ASSEMBLY, JUICE      | FOR UF1/UFB1 VALVE                 | EA | PART           | <input type="checkbox"/>            |                        |
|    | 560001748   | 560001748 | 1001484        | Cornelius | AGITATOR MOTOR ASSEMBLY                    | FOR VANGUARD 245                   | EA | Motor          | <input type="checkbox"/>            |                        |
|    | 560001783   |           | 1003426        | Cornelius | LATCH, DOOR, 2-PIECE                       | FOR VIPER/PINNACLE/FCB V4/ ABS 2.0 | EA | PART           | <input checked="" type="checkbox"/> | Non-Stocked, Lead Time |
|    | 560001788   | 560001788 | 1000948        | Cornelius | SCREW UF1 WATER LEVER                      | FOR IDC 255 PFG                    | EA | Hardware       | <input type="checkbox"/>            |                        |
|   | 560001808   |           | 1010123        | Cornelius | FUSE, .75 AMP, 250V, 3AG                   | FOR FCB V4-2 / FCB V4-4            | EA | PART           | <input checked="" type="checkbox"/> | Non-Stocked, Lead Time |
|  | 560001823   |           | 1016229        | Cornelius | COIL, PRODUCT, PREMIX                      | FOR VANTAGE                        | EA | Coil           | <input checked="" type="checkbox"/> | Non-Stocked, Lead Time |
|  | 560001876   |           | 1005699        | Cornelius | COIL, WATER, No.4                          | FOR VANGUARD 245 - 8 FLAVOR        | EA | Coil           | <input checked="" type="checkbox"/> | Non-Stocked, Lead Time |
|  | 560001877   |           | 1005709        | Cornelius | COIL, WATER, No.7 And 8                    | FOR VANGUARD 245 - 8 FLAVOR        | EA | Coil           | <input checked="" type="checkbox"/> | Non-Stocked, Lead Time |

| Picture   | Vendor Item | GIS Item  | Alternate Item | Vendor    | Item Description 01                 | Item Description 02                    | UM | Classification   | NS                                  |
|---|-------------|-----------|----------------|-----------|-------------------------------------|--|----|------------------|-------------------------------------|
|    | 560001880   |           | 1003437        | Cornelius | COIL, WATER, No.1                   | FOR VANGUARD 245 - 6 AND 8 FLAVOR      | EA | Coil             | <input checked="" type="checkbox"/> |
|    | 560001881   |           | 1001349        | Cornelius | COIL, WATER, No.2 And 3             | FOR VANGUARD 245 - 8 FLAVOR            | EA | Coil             | <input checked="" type="checkbox"/> |
|    | 560001882   |           | 1013683        | Cornelius | COIL, WATER, 4/5 6FI / 5/6 8FI Vdg  | FOR VANGUARD 245 - 8 FLAVOR            | EA | Coil             | <input checked="" type="checkbox"/> |
|    | 560001885   | 560001885 | 1002304        | Cornelius | FAN BLADE, 5-PETALS, 6.75", ALLUM   | FOR VANTAGE                            | EA | Fan Blade        | <input type="checkbox"/>            |
|    | 560002114   |           | 1010542        | Cornelius | TRANSFORMER 230V / 50 Hz / 24v 80va | FOR IP150/VANG./IMPU LSE/VANT./OLY./PI | EA | Transformer      | <input checked="" type="checkbox"/> |
|    | 560002163   |           | 1006688        | Cornelius | CONNECTOR, ELECTRICAL, HOUSING      | 2-PIN PLUG                             | EA | PART             | <input checked="" type="checkbox"/> |
|    | 560002164   | 560002164 | 1010171        | Cornelius | BLENDONATOR MOTOR 230V/60HZ         | FOR PINNACLE 2-4                       | EA | Motor            | <input type="checkbox"/>            |
|  | 560002222   | 560002222 | 1005399        | Cornelius | BODY BEATER                         | FOR PINNACLE 2-4                       | EA | PART             | <input type="checkbox"/>            |
|  | 560002223   | 560002223 | 1009674        | Cornelius | SCRAPER BLADE                       | FOR PINNACLE 2-4                       | EA | PART             | <input type="checkbox"/>            |
|  | 560002318   | 560002318 | 1000139        | Cornelius | FITTING, JG, 3/8" TB X 1/4" FFL     | FOR PINNACLE 2-4                       | EA | Fitting, General | <input type="checkbox"/>            |

Non-Stocked, Lead Time

Non-Stocked, Lead Time

Non-Stocked, Lead Time

Non-Stocked, Lead Time





Non-Stocked, Lead Time











| Picture   | Vendor Item | GIS Item  | Alternate Item | Vendor    | Item Description 01                        | Item Description 02                  | UM | Classification   | NS                                  |
|---|-------------|-----------|----------------|-----------|--|--------------------------------------|----|------------------|-------------------------------------|
|     | 560002319   | 560002319 | 1011477        | Cornelius | FITTING, L, JG, 5/16" X 3/8" SF ELBOW      | FOR QUEST 2-4-NT                     | EA | Fitting, General | <input type="checkbox"/>            |
|    | 560002324   |           | 1002693        | Cornelius | FITTING, SHUTOFF VALVE, PL, 3/8" Stem (2)  |                                      | EA | Fitting, General | <input checked="" type="checkbox"/> |
|    | 560002354   | 560002354 | 1005877        | Cornelius | AGITATOR MOTOR 230V/60HZ                   | FOR PINNACLE 2-4 / OLYMPUS           | EA | Motor            | <input type="checkbox"/>            |
|     | 560002362   | 560002362 |                | Cornelius | INVERTER BOARD, BALDOR (OBS)               | SHOWS (3) IN STOCK. FOR PINNACLE 2-4 | EA | Control Board    | <input type="checkbox"/>            |
|    | 560002364   | 560002364 | 1005777        | Cornelius | TOUCH PAD                                  | FOR PINNACLE 2-4                     | EA | PART             | <input type="checkbox"/>            |
|     | 560002367   | 560002367 | 1012471        | Cornelius | O-RING, FACE PLATE, 3.44id 208cs 70du Ey-P | FOR PINNACLE 2-4                     | EA | O-Ring           | <input type="checkbox"/>            |
|    | 560002376   | 560002376 | 1012472        | Cornelius | START RELAY                                | FOR PINNACLE 2-4 / UC700             | EA | PART             | <input type="checkbox"/>            |
|  | 560002379   |           | 1002872        | Cornelius | CAPACITOR, RUN 20 Mfd 230v 50hz            | FOR FF / IDC PRO / IDC2XX            | EA | PART             | <input checked="" type="checkbox"/> |
|  | 560002380   | 560002380 | 1012463        | Cornelius | RUN CAPACITOR, 20 Mfd 440v 60hz            | FOR PINNACLE 2-4                     | EA | PART             | <input type="checkbox"/>            |
|  | 560002411   | 560002411 | 1004955        | Cornelius | H2O PRESSURE SWITCH                        | FOR PINNACLE 4                       | EA | PART             | <input type="checkbox"/>            |











Non-Stocked,  
Lead Time










Non-Stocked,  
Lead Time



















| Picture   | Vendor Item | GIS Item  | Alternate Item | Vendor    | Item Description 01                          | Item Description 02              | UM | Classification      | NS                                  |                           |
|---|-------------|-----------|----------------|-----------|--|----------------------------------|----|---------------------|-------------------------------------|---------------------------|
|    | 560002596   | 560002596 | 1003983        | Cornelius | SWITCH, MICRO,<br>UF1                        | FOR<br>SFV1/UF1/UFB1<br>VALVE    | EA | PART                | <input type="checkbox"/>            |                           |
|    | 560002629   |           | 1020213        | Cornelius | COUPLING,<br>TURRET, UPPER                   | FOR ABS 2.0                      | EA | PART                | <input checked="" type="checkbox"/> | Non-Stocked,<br>Lead Time |
|    | 560002700   |           | 1013729        | Cornelius | FITTING, T, SS, 3/8<br>Bb (2) X 1/8 FPT      | FOR VIPER E2-3-4                 | EA | Fitting, General    | <input checked="" type="checkbox"/> | Non-Stocked,<br>Lead Time |
|    | 560002701   |           | 1020224        | Cornelius | LEAD, TWIN, 84<br>BLACK, 18 GAGE,<br>187 (2) | FOR ABS 1.0                      | EA | PART                | <input checked="" type="checkbox"/> | Non-Stocked,<br>Lead Time |
|    | 560002702   |           | 1001642        | Cornelius | SWITCH, SOLD<br>OUT, ABS BARKS               | FOR ABS 1.0                      | EA | PART                | <input checked="" type="checkbox"/> | Non-Stocked,<br>Lead Time |
|    | 560002707   |           | 1000621        | Cornelius | NUT, CAPTIVE, 08-<br>32 SNAP-IN ABS          | FOR IDC 255 PFG /<br>ABS 1.0/2.0 | EA | Hardware            | <input checked="" type="checkbox"/> | Non-Stocked,<br>Lead Time |
|   | 560002708   |           | 1006663        | Cornelius | WASHER, FLAT, 140<br>375 030 NYLON No6       | FOR ABS 1.0                      | EA | Hardware            | <input checked="" type="checkbox"/> | Non-Stocked,<br>Lead Time |
|  | 560002709   |           | 1013730        | Cornelius | TUBING, POLY, 1/4"<br>x 1/8", 100Ft, 85DU    |                                  | EA | Tubing,<br>Beverage | <input checked="" type="checkbox"/> | Non-Stocked,<br>Lead Time |
|  | 560002710   |           | 1002994        | Cornelius | COIL, WATER,<br>ASSEMBLY                     | FOR ABS 1.0                      | EA | Coil                | <input checked="" type="checkbox"/> | Non-Stocked,<br>Lead Time |
|  | 560002711   |           | 1000316        | Cornelius | RETAINER,<br>PLUNGER, TYPE<br>N/LOCK         | FOR ABS 1.0                      | EA | PART                | <input checked="" type="checkbox"/> | Non-Stocked,<br>Lead Time |







| Picture   | Vendor Item | GIS Item  | Alternate Item | Vendor    | Item Description 01                       | Item Description 02                        | UM | Classification | NS                                  |                           |
|---|-------------|-----------|----------------|-----------|---|--|----|----------------|-------------------------------------|---------------------------|
|    | 560002726   |           | 1020231        | Cornelius | TUBE, POLYCARB,<br>5.25" OD x 17.375"     |  | EA | PART           | <input checked="" type="checkbox"/> | Non-Stocked,<br>Lead Time |
|    | 560002727   |           | 1020232        | Cornelius | TUBE, POLYCARB,<br>4.25" OD x 18"         |  | EA | PART           | <input checked="" type="checkbox"/> | Non-Stocked,<br>Lead Time |
|     | 560002729   | 20669     | 1007793        | Cornelius | DEFLECTOR,<br>WATER, CONVEYOR<br>COUPLING | FOR ABS 1.0/2.0                            | EA | PART           | <input type="checkbox"/>            |                           |
|    | 560002731   |           | 1007829        | Cornelius | GEAR MOTOR,<br>DRIVE, 230V/50HZ           | FOR ABS 1.0 (50HZ<br>MODEL)                | EA | Motor          | <input checked="" type="checkbox"/> | Non-Stocked,<br>Lead Time |
|    | 560002733   |           | 1005361        | Cornelius | MOTOR, DRIVE,<br>TURRET, 230V, Vert       | FOR ABS 1.0                                | EA | Motor          | <input checked="" type="checkbox"/> | Non-Stocked,<br>Lead Time |
|    | 560002734   |           | 1020233        | Cornelius | CAPACITOR, RUN .8<br>Mfd 450V 50/60Hz     | FOR ABS 1.0                                | EA | PART           | <input checked="" type="checkbox"/> | Non-Stocked,<br>Lead Time |
|   | 560002735   | 560002735 | 1000285        | Cornelius | ROCKER SWITCH<br>20A                      | FOR ABS 1.0/<br>VANTAGE/ VANG./<br>IMPULSE | EA | PART           | <input type="checkbox"/>            |                           |
|  | 560002736   |           | 1020234        | Cornelius | CAPACITOR, RUN,<br>01 Mfd 400V<br>50/60Hz | FOR ABS 1.0                                | EA | PART           | <input checked="" type="checkbox"/> | Non-Stocked,<br>Lead Time |
|   | 560002737   |           | 1010224        | Cornelius | CIRCUIT BOARD,<br>ABS MOTION<br>230V/50HZ | FOR ABS 1.0                                | EA | Control Board  | <input checked="" type="checkbox"/> | Non-Stocked,<br>Lead Time |
|   | 560002744   |           | 1020240        | Cornelius | TRANSFORMER<br>230V                       | FOR ABS 1.0                                | EA | Transformer    | <input checked="" type="checkbox"/> | Non-Stocked,<br>Lead Time |

| Picture   | Vendor Item | GIS Item | Alternate Item | Vendor    | Item Description 01                         | Item Description 02                   | UM | Classification | NS                                  |                           |
|---|-------------|----------|----------------|-----------|---|---------------------------------------|----|----------------|-------------------------------------|---------------------------|
|    | 560002745   |          | 1002280        | Cornelius | SPACER, FINGER,<br>32 OZ CUP TUBE           | FOR ABS 1.0                           | EA | PART           | <input checked="" type="checkbox"/> | Non-Stocked,<br>Lead Time |
|    | 560002746   |          | 1003374        | Cornelius | CIRCUIT BOARD,<br>ABS STORE AUST            | FOR ABS 1.0                           | EA | Control Board  | <input checked="" type="checkbox"/> | Non-Stocked,<br>Lead Time |
|    | 560002750   |          | 1009180        | Cornelius | BRACKET, ABS ICE<br>LEVEL SENSOR            | FOR ABS 1.0                           | EA | PART           | <input checked="" type="checkbox"/> | Non-Stocked,<br>Lead Time |
|     | 560002751   |          | 1020242        | Cornelius | RETAINER, ABS ICE<br>LEVEL SENSOR           | FOR ABS 1.0                           | EA | PART           | <input checked="" type="checkbox"/> | Non-Stocked,<br>Lead Time |
|     | 560002752   |          | 1008159        | Cornelius | KIT, ABS CUP<br>HOLDER,<br>MOUNTING NUTS    | FOR ABS 1.0                           | EA | PART           | <input checked="" type="checkbox"/> | Non-Stocked,<br>Lead Time |
|     | 560002757   |          | 1020244        | Cornelius | STAND-OFF, SS<br>CIRCUIT BOARD<br>MOUNT     | FOR ABS 1.0                           | EA | PART           | <input checked="" type="checkbox"/> | Non-Stocked,<br>Lead Time |
|   | 560002761   |          | 1008924        | Cornelius | STAND-OFF, 06-32<br>x 1-1/4 STZI            | FOR ABS 1.0                           | EA | Hardware       | <input checked="" type="checkbox"/> | Non-Stocked,<br>Lead Time |
|  | 560002763   |          | 1020245        | Cornelius | LABEL, WARNING,<br>ABS CAPTUBE              | TEXT = "FILL TO<br>HERE," FOR ABS 1.0 | EA | Label          | <input checked="" type="checkbox"/> | Non-Stocked,<br>Lead Time |
|  | 560002771   |          | 1013732        | Cornelius | LABEL,<br>INSTRUCTIONS,<br>ABS INSTALL LEFT | FOR ABS 2.0                           | EA | Label          | <input checked="" type="checkbox"/> | Non-Stocked,<br>Lead Time |
|  | 560002779   |          | 1020253        | Cornelius | SPLASH TUBE<br>MOUNT                        | FOR ABS 1.0                           | EA | PART           | <input checked="" type="checkbox"/> | Non-Stocked,<br>Lead Time |

| Picture   | Vendor Item | GIS Item  | Alternate Item | Vendor    | Item Description 01               | Item Description 02             | UM | Classification | NS                                  |                           |
|---|-------------|-----------|----------------|-----------|-----------------------------------|---------------------------------|----|----------------|-------------------------------------|---------------------------|
|     | 560002782   |           | 1020256        | Cornelius | COVER, PC BOARD                   | FOR ABS 1.0                     | EA | PART           | <input checked="" type="checkbox"/> | Non-Stocked,<br>Lead Time |
|    | 560002783   |           | 1020257        | Cornelius | COVER, ELECTRIC<br>BOX            | FOR ABS 1.0                     | EA | PART           | <input checked="" type="checkbox"/> | Non-Stocked,<br>Lead Time |
|    | 560002785   |           | 1020258        | Cornelius | GASKET, DRIP TRAY                 | FOR ABS 1.0                     | EA | PART           | <input checked="" type="checkbox"/> | Non-Stocked,<br>Lead Time |
|     | 560002792   |           | 1070857        | Cornelius | DISPLAY, LCD, 2 x<br>24 ABS CE    | FOR ABS 1.0                     | EA | PART           | <input checked="" type="checkbox"/> | Non-Stocked,<br>Lead Time |
|     | 560002793   |           | 1070859        | Cornelius | DISPLAY, LCD, 4 x<br>20 ABS CE    | FOR ABS 1.0                     | EA | PART           | <input checked="" type="checkbox"/> | Non-Stocked,<br>Lead Time |
|    | 560002794   |           | 1003873        | Cornelius | JUMPER, CUP, TOO<br>HI, ABS       | FOR ABS 1.0                     | EA | PART           | <input checked="" type="checkbox"/> | Non-Stocked,<br>Lead Time |
|   | 560002991   | 560002991 | 1020267        | Cornelius | CHECK VALVE 7/16-<br>20           | FOR VIPER 2-4 /<br>PINNACLE 2-4 | EA | PART           | <input type="checkbox"/>            |                           |
|  | 560003025   |           | 1003203        | Cornelius | SPRING LEVER, UF1                 | FOR UF1 VALVE                   | EA | PART           | <input checked="" type="checkbox"/> | Non-Stocked,<br>Lead Time |
|  | 560003071   |           | 1006750        | Cornelius | HOLDER, ICE BANK<br>PROBE         | FOR VANGUARD<br>245             | EA | PART           | <input checked="" type="checkbox"/> | Non-Stocked,<br>Lead Time |
|  | 560003072   |           | 1002258        | Cornelius | SCREW, SM, 10 Tb<br>PaPh 16 Hr SS | FOR VANTAGE /<br>IMPULSE        | EA | Hardware       | <input checked="" type="checkbox"/> | Non-Stocked,<br>Lead Time |

| Picture  | Vendor Item | GIS Item  | Alternate Item | Vendor    | Item Description 01                      | Item Description 02         | UM | Classification   | NS                                  |                        |
|--|-------------|-----------|----------------|-----------|--|-----------------------------|----|------------------|-------------------------------------|------------------------|
|                       | 560003083   | 560003083 | 1001135        | Cornelius | UF1 SOLENOID COVER BLACK                 | FOR UF1/UFB1 VALVE          | EA | PART             | <input type="checkbox"/>            |                        |
|                       | 560003193   | 560003193 | 1001892        | Cornelius | LEVER, VALVE, SELF-SERVE, UF1            | FOR SFV1/UF1/UFB1 VALVE     | EA | PART             | <input type="checkbox"/>            |                        |
|                        | 560003225   |           | 1013738        | Cornelius | PANEL, SPLASH, CART                      | FOR FCB-OC2                 | EA | Splash Panel     | <input checked="" type="checkbox"/> | Non-Stocked, Lead Time |
|                       | 560003252   | 4262      | 1008276        | Cornelius | OPTIFILL LEVER, UF1                      | FOR UF1/UFB1 VALVE          | EA | PART             | <input type="checkbox"/>            |                        |
|                       | 560003256   |           | 1011416        | Cornelius | SCREW, ADJUSTMENT, FLOW CONTROL,         | FOR UF1/UFB1 VALVE          | EA | PART             | <input checked="" type="checkbox"/> | Non-Stocked, Lead Time |
|                       | 560003272   |           | 1016230        | Cornelius | WASHER, FLAT, 344 750 046 SSPO           | FOR PINNACLE 2-4            | EA | Hardware         | <input checked="" type="checkbox"/> | Non-Stocked, Lead Time |
|                      | 560003274   | 560003274 |                | Cornelius | WATER BATH FILL VALVE (OBS)              | SHOWS (2) IN STOCK.         | EA | Fitting, General | <input type="checkbox"/>            |                        |
|                     | 560003275   |           | 1002378        | Cornelius | NUT, HEX, 5/16-18 NYLOCK                 | FOR PINNACLE 2-4            | EA | Hardware         | <input checked="" type="checkbox"/> | Non-Stocked, Lead Time |
|                      | 560003278   | 560003278 |                | Cornelius | PHONE LINE WIRE HARNESS (OBS)            | SHOWS (5) IN STOCK.         | EA | Wire Harness     | <input type="checkbox"/>            |                        |
|  | 560003345   |           | 1002995        | Cornelius | BOLT, MACHINE, 1/4-20 X 5/8" SLOTTED HEX | STZI. FOR VIPER ELITE 2-3-4 | EA | Hardware         | <input checked="" type="checkbox"/> | Non-Stocked, Lead Time |

| Picture  | Vendor Item | GIS Item  | Alternate Item | Vendor    | Item Description 01                       | Item Description 02                    | UM | Classification | NS                                  |                        |
|--|-------------|-----------|----------------|-----------|---|--|----|----------------|-------------------------------------|------------------------|
|   | 560003353   |           | 1000863        | Cornelius | NUT, Jnut, 1/4-20 Pal                     | FOR FCB (OC2)                          | EA | Hardware       | <input checked="" type="checkbox"/> | Non-Stocked, Lead Time |
|   | 560003369   |           | 1010433        | Cornelius | CAPACITOR, START, 216-259 330v 50/60      | FOR FCB V4-X/FCB 3+/<br>WCC2001/WCF220 | EA | PART           | <input checked="" type="checkbox"/> | Non-Stocked, Lead Time |
|   | 560003432   |           | 1004786        | Cornelius | RELIEF VALVE, RED                         |  | EA | PART           | <input checked="" type="checkbox"/> | Non-Stocked, Lead Time |
|    | 560003439   | 560003439 | 1000734        | Cornelius | FAN MOTOR                                 | FOR VANTAGE / IMPULSE                  | EA | Motor          | <input type="checkbox"/>            |                        |
|    | 560003493   | 560003493 | 1012464        | Cornelius | CO2 PRESSURE SWITCH                       | FOR PINNACLE 2-4                       | EA | PART           | <input type="checkbox"/>            |                        |
|    | 560003636   |           | 1001668        | Cornelius | MOTOR, FAN, 35w, 240/60, 1550 RPM         | FOR FCB (OC2)                          | EA | Motor          | <input checked="" type="checkbox"/> | Non-Stocked, Lead Time |
|   | 560003643   |           | 1010236        | Cornelius | PANEL, SPLASH, FRONT, OC2 ICEE            | FOR FCB V4-X / FCB-OC2                 | EA | Splash Panel   | <input checked="" type="checkbox"/> | Non-Stocked, Lead Time |
|  | 560003644   |           | 1000864        | Cornelius | PANEL, SPLASH, 2-FLV WIDE ICEE            | FOR FCB V4-2                           | EA | Splash Panel   | <input checked="" type="checkbox"/> | Non-Stocked, Lead Time |
|  | 560003700   |           | 1010019        | Cornelius | PANEL, PUMP BOARD, 6/10P, CORNELIUS       |  | EA | PART           | <input checked="" type="checkbox"/> | Non-Stocked, Lead Time |
|  | 560003703   |           | 1020383        | Cornelius | MOTOR ASSEMBLY, FAN, CONDENSER, 120V/60HZ | FOR MILLENNIUM II 6000                 | EA | Motor          | <input checked="" type="checkbox"/> | Non-Stocked, Lead Time |


| Picture  | Vendor Item | GIS Item  | Alternate Item | Vendor    | Item Description 01                             | Item Description 02                | UM | Classification | NS                                  |
|--|-------------|-----------|----------------|-----------|---|------------------------------------|----|----------------|-------------------------------------|
|    | 560003860   | 560003860 | 1009972        | Cornelius | PROBE, ICE BANK CONTROL                         | FOR OLYMPUS/MILLENNIUM/IMPULSE/VAN | EA | PART           | <input type="checkbox"/>            |
|    | 560003875   | 560003875 | 1003253        | Cornelius | SOLENOID VALVE ASSY, WATER                      | FOR PINNACLE 2-4                   | EA | PART           | <input type="checkbox"/>            |
|    | 560003876   | 560003876 | 1005249        | Cornelius | SOLENOID VALVE ASSY, SYRUP                      | FOR PINNACLE 2-4                   | EA | PART           | <input type="checkbox"/>            |
|    | 560003953   |           | 1020423        | Cornelius | FILTER, RFI, SINGLE PHASE, 110-250VAC / 50-60HZ | FOR PINNACLE 2-4 / VIPER ELITE 2-3 | EA | PART           | <input checked="" type="checkbox"/> |
|    | 560003970   |           | 1000163        | Cornelius | CLIP, SPRING, 1/2" TEMP SENSOR                  | FOR PINNACLE 2-4                   | EA | PART           | <input checked="" type="checkbox"/> |
|    | 560003971   |           | 1009017        | Cornelius | CLIP, SPRING, 3/8" TEMP SENSOR                  | FOR PINNACLE 2-4                   | EA | PART           | <input checked="" type="checkbox"/> |
|   | 560003995   | 560003995 | 1947           | Cornelius | UF1 BANJO - SANTOPRENE (OBS)                    | * REPLACED BY OEM # 1947           | EA | PART           | <input type="checkbox"/>            |
|  | 560004165   |           | 2613903        | Cornelius | INSULATION, ACCESS COVER                        | FOR VENTURE CC                     | EA | PART           | <input checked="" type="checkbox"/> |
|  | 560004283   | 560004283 | 1004917        | Cornelius | VALVE SOLND RFG CYL EXPANSION                   | FOR PINNACLE 2-4                   | EA | TXV            | <input type="checkbox"/>            |
|  | 560004360   | 560004360 | 620073392      | Cornelius | MOTOR, FAN, COND, QUEST (OBS)                   | * REPLACED BY OEM # 620073392      | EA | Motor          | <input type="checkbox"/>            |

Non-Stocked, Lead Time

Non-Stocked, Lead Time











Non-Stocked, Lead Time






Non-Stocked, Lead Time









| Picture  | Vendor Item | GIS Item  | Alternate Item | Vendor    | Item Description 01                      | Item Description 02   | UM | Classification | NS                                  |
|--|-------------|-----------|----------------|-----------|--|-----------------------|----|----------------|-------------------------------------|
|    | 560004362   | 560004362 | 1020496        | Cornelius | MOTOR, FAN,<br>COND (OBS)                | FOR OLYMPUS           | EA | Motor          | <input type="checkbox"/>            |
|    | 560004368   | 560004368 | 1033185        | Cornelius | GRILL CONDENSER<br>FAN,                  | FOR QUEST E2-<br>4/NT | EA | PART           | <input type="checkbox"/>            |
|    | 560004421   |           | 1012497        | Cornelius | SENSOR,<br>THERMISTOR, 5K<br>OHM PC      |                       | EA | PART           | <input checked="" type="checkbox"/> |
|    | 560004631   | 560004631 | 1030874        | Cornelius | FACE & VALVE<br>ASSEMBLY W/ SPH<br>VALVE | FOR VIPER E2-3-4      | EA | PART           | <input type="checkbox"/>            |
|    | 560004687   | 560004687 | 1010558        | Cornelius | PROBE LEVEL<br>CONTROL QUAD              | FOR ED300             | EA | Probe          | <input type="checkbox"/>            |
|    | 560004734   |           | 1013803        | Cornelius | CONTROL BOX,<br>HIGH CARB                | FOR ED300             | EA | PART           | <input checked="" type="checkbox"/> |
|   | 560004888   |           | 1012570        | Cornelius | COVER, BOX, HI<br>CARB                   | FOR ED300             | EA | PART           | <input checked="" type="checkbox"/> |
|  | 560004901   |           | 1020699        | Cornelius | HANDLE, PULL<br>POCKET                   | FOR ABS 2.0           | EA | PART           | <input checked="" type="checkbox"/> |
|  | 560004903   |           | 1020701        | Cornelius | SKIRT, ABS B AND I<br>BOARD COVER        | FOR ABS 1.0           | EA | PART           | <input checked="" type="checkbox"/> |
|  | 560005109   | 560005109 | 1004576        | Cornelius | WIRING HARNESS,<br>PROBE                 | FOR ED1XX/2XX         | EA | Wire Harness   | <input type="checkbox"/>            |

Non-Stocked,  
Lead TimeNon-Stocked,  
Lead TimeNon-Stocked,  
Lead TimeNon-Stocked,  
Lead TimeNon-Stocked,  
Lead Time

















| Picture   | Vendor Item | GIS Item  | Alternate Item | Vendor    | Item Description 01                     | Item Description 02        | UM | Classification | NS                                  |                        |
|---|-------------|-----------|----------------|-----------|---|----------------------------|----|----------------|-------------------------------------|------------------------|
|     | 560005110   |           | 1020743        | Cornelius | WIRE HARNESS, MOTOR                     | FOR ED300 INTELLICARB      | EA | Wire Harness   | <input checked="" type="checkbox"/> | Non-Stocked, Lead Time |
|     | 560005124   | 560005124 | 1030496        | Cornelius | OVERLAY UF1 PORTION CONTROL             | FOR UF1 VALVE              | EA | PART           | <input type="checkbox"/>            |                        |
|    | 560005177   |           | 1020768        | Cornelius | PISTON, WATER REG, CERAMIC, LBIT        |                            | EA | PART           | <input checked="" type="checkbox"/> | Non-Stocked, Lead Time |
|     | 560005371   | 560005371 | 1020847        | Cornelius | HOOD ASSEMBLY, SS                       | FOR VANTAGE                | EA | PART           | <input type="checkbox"/>            |                        |
|     | 560005494   |           | 2613786        | Cornelius | INSTALLATION MANUAL                     | THERMISTOR, FOR PINNACLE 4 | EA | OTHER          | <input checked="" type="checkbox"/> | Non-Stocked, Lead Time |
|     | 560005495   | 560005495 | 1009936        | Cornelius | THERMISTOR KIT                          | FOR PINNACLE 2-4           | EA | PART           | <input type="checkbox"/>            |                        |
|   | 560005505   |           | 1020874        | Cornelius | DECAL, GATORADE FRUIT PUNCH, UF/SF      |                            | EA | Decal          | <input checked="" type="checkbox"/> | Non-Stocked, Lead Time |
|   | 560005518   |           | 1030425        | Cornelius | MOTOR ASSEMBLY, AGITATOR REPLACEMENT    | FOR VANGUARD 245           | EA | Motor          | <input checked="" type="checkbox"/> | Non-Stocked, Lead Time |
|  | 560005530   |           | 1009679        | Cornelius | HARNESS, WIRE, w/ SWITCH ASSY FF        |                            | EA | Wire Harness   | <input checked="" type="checkbox"/> | Non-Stocked, Lead Time |
|  | 560005557   |           | 1002846        | Cornelius | DECAL, SIERRA MIST LEMON-LIME CF, UF/SF | FRONT DOM                  | EA | Decal          | <input checked="" type="checkbox"/> | Non-Stocked, Lead Time |

| Picture   | Vendor Item | GIS Item  | Alternate Item | Vendor    | Item Description 01                  | Item Description 02         | UM | Classification | NS   |
|---|-------------|-----------|----------------|-----------|--------------------------------------|-----------------------------|----|----------------|--|
|     | 560005698   | 560005698 |                | Cornelius | ELECT. WIRE HARNESS (OBS)            | SHOWS (3) IN STOCK.         | EA | Wire Harness   | <input type="checkbox"/>                                   |
|    | 560005978   |           | 1029260        | Cornelius | WASHER, RETAINING CUP HOLDER         | FOR ABS 1.0                 | EA | PART           | <input checked="" type="checkbox"/> Non-Stocked, Lead Time |
|    | 560005989   |           | 1020949        | Cornelius | DECAL, GATORADE LEMON-LIME, UF/SF    | FRONT DOM                   | EA | Decal          | <input checked="" type="checkbox"/> Non-Stocked, Lead Time |
|    | 560006005   | 560006005 | 1020952        | Cornelius | PISTON, SYRUP, REGULATOR, CERAMIC    | FOR UF1 / UFB1 VALVE        | EA | PART           | <input type="checkbox"/>                                   |
|    | 560006006   | 560006006 | 1020953        | Cornelius | PISTON, WATER, REGULATOR, CERAMIC    | FOR UF1 / UFB1 VALVE        | EA | PART           | <input type="checkbox"/>                                   |
|    | 560006103   |           | 1032845        | Cornelius | CHECK VALVE BODY                     | FOR IDC PRO/VANTAGE         | EA | PART           | <input checked="" type="checkbox"/> Non-Stocked, Lead Time |
|   | 560006127   |           | 1032706        | Cornelius | PLATE, CARB                          | FOR VANTAGE                 | EA | PART           | <input checked="" type="checkbox"/> Non-Stocked, Lead Time |
|  | 560006176   |           | 1032161        | Cornelius | SPRING, FLOW CONTROL                 | FOR SFV1 / UF1 / UFB1 VALVE | EA | PART           | <input checked="" type="checkbox"/> Non-Stocked, Lead Time |
|  | 560006177   |           | 1030432        | Cornelius | BODY, FLOW CONTROL, 2-4 OZ/SEC, BLUE | FOR UF1 / UFB1 VALVE        | EA | PART           | <input checked="" type="checkbox"/> Non-Stocked, Lead Time |
|  | 560006402   |           | 1013848        | Cornelius | DECAL, MTN DEW CODE RED, UF/SF       | FRONT DOM                   | EA | Decal          | <input checked="" type="checkbox"/> Non-Stocked, Lead Time |








| Picture  | Vendor Item | GIS Item  | Alternate Item | Vendor    | Item Description 01                             | Item Description 02                         | UM | Classification | NS  |
|--|-------------|-----------|----------------|-----------|---|---|----|----------------|---|
|    | 560006408   | 560006408 | 1029847        | Cornelius | FLOW CONTROL<br>MODULE UFB1                     | FOR UF1 / UFB1<br>VALVE                     | EA | PART           | <input type="checkbox"/>                                      |
|    | 560006424   | 560006424 | 1012554        | Cornelius | SYRUP PRESSURE<br>SWITCH (OBS)                  | FOR PINNACLE 2-4.<br>SHOWS (9) IN<br>STOCK. | EA | PART           | <input type="checkbox"/>                                      |
|    | 560006589   | 560006589 | 1021038        | Cornelius | FLAVOR CARD<br>HOLDER 2FL                       | FOR VIPER E2 /<br>PINNACLE 2-4              | EA | PART           | <input type="checkbox"/>                                      |
|    | 560006919   | 560006919 | 1030549        | Cornelius | AIR FILTER,<br>ALUMINUM MESH                    | FOR PINNACLE 2-4                            | EA | Air Filter     | <input type="checkbox"/>                                      |
|    | 560006987   | 560006987 | 1021079        | Cornelius | FUSE,<br>BLENDONATOR<br>PUMP                    | FOR PINNACLE 2-4                            | EA | PART           | <input type="checkbox"/>                                      |
|    | 560007207   | 560007207 | 1044448        | Cornelius | UF1 FLOW<br>ADJUSTMENT<br>SCREW                 | FOR UF1 / UFB1<br>VALVE                     | EA | PART           | <input type="checkbox"/>                                      |
|   | 560007207-2 |           | 2615726        | Cornelius | SCREW,<br>ADJUSTMENT,<br>FLOW ASSEMBLY          | O-RING, FOR ABS<br>2.0 / IDC RED            | EA | PART           | <input checked="" type="checkbox"/> Non-Stocked,<br>Lead Time |
|  | 560007389   |           | 1037724        | Cornelius | COIL, WATER 4/5<br>(6FL) / 5/6 (8FL)            | FOR VANGUARD 6-<br>8 FLAVOR                 | EA | Coil           | <input checked="" type="checkbox"/> Non-Stocked,<br>Lead Time |
|  | 560007412   |           | 1030891        | Cornelius | (OBS-NLA) LEAD<br>WIRE, 08" Bk 18g2<br>110r/250 |   | EA | PART           | <input checked="" type="checkbox"/> Non-Stocked,<br>Lead Time |
|  | 560100142   |           | 1013857        | Cornelius | DECAL, DIET COKE,<br>LEV, FRONT DOM             | FOR LEV VALVE                               | EA | Decal          | <input checked="" type="checkbox"/> Non-Stocked,<br>Lead Time |

| Picture   | Vendor Item | GIS Item  | Alternate Item | Vendor    | Item Description 01                                 | Item Description 02                            | UM | Classification | NS                                  |                           |
|---|-------------|-----------|----------------|-----------|---|--|----|----------------|-------------------------------------|---------------------------|
|    | 561000102   |           | 1011413        | Cornelius | VALVE, UF1,<br>PUSHBUTTON, 1.5-<br>3 OZ             | JUICE, W/O BLOCK-<br>COVER                     | EA | Beverage Valve | <input checked="" type="checkbox"/> | Non-Stocked,<br>Lead Time |
|    | 561000120   | 561000120 | 1004287        | Cornelius | VALVE, UF1,<br>SANITARY LEVER,<br>1.5-3OZ           | W/O BLOCK/COVER                                | EA | Beverage Valve | <input type="checkbox"/>            |                           |
|    | 561000121   | 561000121 | 1008702        | Cornelius | UF-1 VALVE,<br>SANITARY LEVER,<br>1.5-3 OZ/SEC      | COMPLETE: WITH<br>BLOCK AND<br>COVERS          | EA | Beverage Valve | <input type="checkbox"/>            |                           |
|    | 561000126   | 561000126 | 1001898        | Cornelius | UF-1 JUICE VALVE,<br>SANITARY LEVER,<br>1.5-3Oz,    | COMPLETE: WITH<br>BLOCK AND<br>COVERS          | EA | Beverage Valve | <input type="checkbox"/>            |                           |
|    | 561000156   | 561000156 | 1029428        | Cornelius | VALVE, UFB,<br>SANITARY LEVER, 2-<br>4 OZ, COMPLETE |  | EA | Beverage Valve | <input type="checkbox"/>            |                           |
|    | 561000159   | 561000159 | 1029689        | Cornelius | VALVE, UFB-1,<br>PORTION<br>CONTROL,                |  | EA | Beverage Valve | <input type="checkbox"/>            |                           |
|   | 561000162   | 561000162 | 1029677        | Cornelius | VALVE, UFB-1,<br>PUSH BUTTON, 2-4<br>OZ             | COMPLETE                                       | EA | Beverage Valve | <input type="checkbox"/>            |                           |
|  | 561000165   | 561000165 | 1029695        | Cornelius | VALVE, UFB-1,<br>OPTIFILL, 2-4 OZ,<br>COMPLETE      |  | EA | Beverage Valve | <input type="checkbox"/>            |                           |
|  | 569000156   |           | 1001656        | Cornelius | KIT, CERAMIC,<br>FLOW REGULATOR,<br>WATER           | FOR ABS 1.0,<br>AFTER SN #<br>56A9916AB104     | EA | PART           | <input checked="" type="checkbox"/> |                           |
|  | 569000157   |           | 1001675        | Cornelius | KIT, CERAMIC,<br>FLOW REGULATOR,<br>SYRUP           | FOS ABS 1.0, SN #<br>56A9916AB104<br>AND AFTER | EA | PART           | <input checked="" type="checkbox"/> | Non-Stocked,<br>Lead Time |











| Picture   | Vendor Item | GIS Item | Alternate Item | Vendor    | Item Description 01                   | Item Description 02                  | UM | Classification | NS                                  |                        |
|---|-------------|----------|----------------|-----------|---------------------------------------|--------------------------------------|----|----------------|-------------------------------------|------------------------|
|     | 569000159   |          | 1001210        | Cornelius | KIT, 21 OZ CUP TUB W/ ADAPTER         | FOR ABS 1.0                          | EA | PART           | <input checked="" type="checkbox"/> | Non-Stocked, Lead Time |
|     | 569000170   |          | 1004150        | Cornelius | KIT, VALVE BLOCK ASSEMBLY, WATER/SODA | FOR ABS 1.0                          | EA | PART           | <input checked="" type="checkbox"/> | Non-Stocked, Lead Time |
|     | 569000171   |          | 1001563        | Cornelius | KIT, VALVE BLOCK ASSEMBLY, SYRUP      | FOR ABS 1.0                          | EA | PART           | <input checked="" type="checkbox"/> | Non-Stocked, Lead Time |
|    | 569000172   |          | 1010217        | Cornelius | KIT, 12 OZ CUP TUBE (12 / 16 / 21 OZ) | FOR ABS 1.0                          | EA | PART           | <input checked="" type="checkbox"/> | Non-Stocked, Lead Time |
|    | 569000173   |          | 1010195        | Cornelius | KIT, 16 OZ CUP TUBE                   | FOR ABS 1.0                          | EA | PART           | <input checked="" type="checkbox"/> | Non-Stocked, Lead Time |
|    | 569000174   |          | 1005878        | Cornelius | KIT, 21 OZ CUP TUBE                   | FOR ABS 1.0                          | EA | PART           | <input checked="" type="checkbox"/> | Non-Stocked, Lead Time |
|   | 569000175   |          | 1010294        | Cornelius | KIT, 32 OZ CUP TUBE                   | FOR ABS 1.0                          | EA | PART           | <input checked="" type="checkbox"/> | Non-Stocked, Lead Time |
|   | 569000188   | 28080    | 1013870        | Cornelius | KIT, PLUNGER, CERAMIC, MULT           | FOR ABS 1.0, AFTER SN # 56A9916AB104 | EA | PART           | <input type="checkbox"/>            |                        |
|  | 569000199   |          | 1006203        | Cornelius | KIT, 42 OZ CUP TUBE                   | FOR ABS 1.0                          | EA | PART           | <input checked="" type="checkbox"/> | Non-Stocked, Lead Time |
|  | 569000283   |          | 1013873        | Cornelius | DRIP TRAY INSERT KIT                  | FOR ABS 1.0                          | EA | PART           | <input checked="" type="checkbox"/> | Non-Stocked, Lead Time |

| Picture   | Vendor Item | GIS Item  | Alternate Item | Vendor    | Item Description 01                      | Item Description 02                  | UM | Classification           | NS                                  |                           |
|---|-------------|-----------|----------------|-----------|--|--------------------------------------|----|--------------------------|-------------------------------------|---------------------------|
|                 | 569000295   |           | 1002050        | Cornelius | CUP CONVEYOR<br>REPLACEMENT KIT          | FOR ABS 1.0                          | EA | PART                     | <input checked="" type="checkbox"/> | Non-Stocked,<br>Lead Time |
|                 | 569000297   | 569000297 | 1003420        | Cornelius | VALVE REPAIR KIT,<br>LANCER FCB (OBS)    | SHOWS (1) IN<br>STOCK.               | EA | PART                     | <input type="checkbox"/>            |                           |
|                | 569000599   |           | 1012543        | Cornelius | INSTALL KIT (ICE<br>BANK CONTROL)        | FOR IBC<br>LANCER/OMEGA /<br>ABS 1.0 | EA | PART                     | <input checked="" type="checkbox"/> | Non-Stocked,<br>Lead Time |
|                | 569000602   |           | 1009244        | Cornelius | DECAL SET, APPLE,<br>UF1 JUICE, 50-PACK  |                                      | EA | Decal                    | <input checked="" type="checkbox"/> | Non-Stocked,<br>Lead Time |
|                | 569000662   |           | 1003972        | Cornelius | KIT, FFV MULTIPLEX<br>BASIC              | WITHOUT<br>BLOCK/COVER               | EA | Beverage Valve           | <input checked="" type="checkbox"/> | Non-Stocked,<br>Lead Time |
|                 | 569000672   |           | 1012584        | Cornelius | KIT, INSTALL, FOR<br>IBC<br>LANCER/OMEGA |                                      | EA | PART                     | <input checked="" type="checkbox"/> | Non-Stocked,<br>Lead Time |
|               | 569000679   |           | 1032314        | Cornelius | COMPRESSOR KIT,<br>1/2 HP, 120V/60HZ     | FOR<br>UCR40/UCCR40                  | EA | Compressor               | <input checked="" type="checkbox"/> | Non-Stocked,<br>Lead Time |
|              | 569030021   |           | 1013885        | Cornelius | KIT, CUP HOLDER<br>REPLACEMENT           | FOR ABS 1.0                          | EA | PART                     | <input checked="" type="checkbox"/> | Non-Stocked,<br>Lead Time |
|  | 569200456   |           | 1013892        | Cornelius | ED200-250 STAND<br>WITH 4" CASTERS       | FOR ED2XX /<br>IDC2XX                | EA | Stand, Ice-Bev-<br>Combo | <input checked="" type="checkbox"/> | Non-Stocked,<br>Lead Time |
|  | 569200457   |           | 1013893        | Cornelius | ED150-6 STAND<br>WITH 4" CASTERS         | FOR ED150                            | EA | Stand, Ice-Bev-<br>Combo | <input checked="" type="checkbox"/> | Non-Stocked,<br>Lead Time |

| Picture   | Vendor Item | GIS Item    | Alternate Item | Vendor    | Item Description 01                  | Item Description 02              | UM | Classification       | NS                                  |                        |
|---|-------------|-------------|----------------|-----------|--------------------------------------|----------------------------------|----|----------------------|-------------------------------------|------------------------|
|                               | 569200458   |             | 1013894        | Cornelius | ED175-8 STAND WITH 4" CASTERS        | FOR ED175                        | EA | Stand, Ice-Bev-Combo | <input checked="" type="checkbox"/> | Non-Stocked, Lead Time |
|                               | 580440348   | 580440348   |                | Cornelius | FUSE, 10A, FOR C-10 CHILLER (OBS)    | SHOWS (8) IN STOCK.              | EA | PART                 | <input type="checkbox"/>            |                        |
|                               | 5902        |             | 1038156        | Cornelius | CONDENSER ASSEMBLY, COIL             | FOR J15                          | EA | Condenser            | <input checked="" type="checkbox"/> | Non-Stocked, Lead Time |
|                               | 590512000   | 59-0512-000 |                | Cornelius | SWITCH TOUCH 4 FUNC (OBS)            | SHOWS (25) IN STOCK.             | EA | PART                 | <input type="checkbox"/>            |                        |
|                               | 59187517    |             | 1010649        | Cornelius | COVER, VALVE, FFV, DUAL PORTION CNTL | FOR FFV VALVE                    | EA | PART                 | <input checked="" type="checkbox"/> | Non-Stocked, Lead Time |
|                               | 59187519    | 59187519    | 1012441        | Cornelius | COVER, VALVE, FFV, DUAL PORTION CNTL | WATER, FOR FFV VALVE             | EA | PART                 | <input type="checkbox"/>            |                        |
|                              | 59328001    | 59328001    | 1001676        | Cornelius | FUSE, 6.25A                          | FOR QUEST E2-4 / QUANTUM 1-2-3-4 | EA | PART                 | <input type="checkbox"/>            |                        |
|  | 60011029    |             | 1010569        | Cornelius | 4" LEG KIT W/ NUT                    | FOR CI2000 + / ID90              | EA | Leg Set              | <input checked="" type="checkbox"/> | Non-Stocked, Lead Time |
|                             | 60011054    | 60011-54    | 1008024        | Cornelius | CAP, VINYL, RED, 281 x 500 x 042     |                                  | EA | PART                 | <input type="checkbox"/>            |                        |
|                             | 60018096    |             | 1006315        | Cornelius | TRANSFORMER, 115-24V 50VA, BASIR     |                                  | EA | Transformer          | <input checked="" type="checkbox"/> | Non-Stocked, Lead Time |

| Picture  | Vendor Item | GIS Item | Alternate Item | Vendor    | Item Description 01                     | Item Description 02                 | UM | Classification | NS                                  |                        |
|--|-------------|----------|----------------|-----------|---|-------------------------------------|----|----------------|-------------------------------------|------------------------|
|                | 60030058    | 60030058 | 1006262        | Cornelius | CARB MOTOR, 1/3 HP, 115V/220V DUAL VOLT | FOR ED300/FF/IDC PRO/IDC2XX/UCCR 40 | EA | Motor          | <input type="checkbox"/>            |                        |
|                | 60060011    | 60060011 |                | Cornelius | DIODE, ID90 (OBS)                       | SHOWS (2) IN STOCK.                 | EA | PART           | <input type="checkbox"/>            |                        |
|               | 60062070    |          | 1003509        | Cornelius | CAP, PLUG, RED, .343 x .500 x .038      |                                     | EA | PART           | <input checked="" type="checkbox"/> | Non-Stocked, Lead Time |
|  | 60067086    |          | 1003070        | Cornelius | SCREW #2-56/7/16" PH SS                 | FOR QUEST 2-4 / QUANTUM 1-2-3-4     | EA | Hardware       | <input checked="" type="checkbox"/> | Non-Stocked, Lead Time |
|                | 60068021    | 60068021 | 1008568        | Cornelius | SABRE MICROSWITCH, SNAP ACTION          | W/ PC SWITCH, FOR QUEST/QUANTUM     | EA | PART           | <input type="checkbox"/>            |                        |
|               | 60068048    |          | 1021199        | Cornelius | SCREW, THREAD CUTTING, SI HEX HD        | NO. 8-32 X 3/8" LONG, FOR ED300IC   | EA | Hardware       | <input checked="" type="checkbox"/> | Non-Stocked, Lead Time |
|              | 60068051    |          | 1008895        | Cornelius | SCREW, MACHINE, 10-32 Flsl 16, NYLON    |                                     | EA | Hardware       | <input checked="" type="checkbox"/> | Non-Stocked, Lead Time |
|              | 60068052    |          | 1000082        | Cornelius | WASHER, NYLON, FFV, Foamover Device     |                                     | EA | Hardware       | <input checked="" type="checkbox"/> | Non-Stocked, Lead Time |
|             | 60068128    |          | 1003980        | Cornelius | MODULE, SUREFILL W/ TOPOFF SW           | FOR FFV VALVE                       | EA | PART           | <input checked="" type="checkbox"/> | Non-Stocked, Lead Time |
|              | 60068329    |          | 1021202        | Cornelius | MODULE, LEV, SUREFILL W/ TOPOFF         | FOR LEV VALVE                       | EA | PART           | <input checked="" type="checkbox"/> | Non-Stocked, Lead Time |



| Picture   | Vendor Item | GIS Item  | Alternate Item | Vendor    | Item Description 01                         | Item Description 02                         | UM | Classification   | NS                                  |
|---|-------------|-----------|----------------|-----------|---|---|----|------------------|-------------------------------------|
|     | 60070041    | 60070-041 | 1007567        | Cornelius | FAN BLADE,<br>OMEGA, 11",<br>ALLUM          | FOR OMEGA                                   | EA | Fan Blade        | <input type="checkbox"/>            |
|    | 60072001    |           | 1003224        | Cornelius | FITTING, DRAIN,<br>NY, 1/2-14 MPT           | FOR QUANTUM 1-<br>2-3-4                     | EA | Fitting, General | <input checked="" type="checkbox"/> |
|     | 60093001    | 60093001  | 1000126        | Cornelius | FUSE, 2 AMP                                 | FOR QUEST 4 / FCB<br>V4-2 / FCB V4-4        | EA | PART             | <input type="checkbox"/>            |
|     | 60097001    |           | 1000881        | Cornelius | BALLAST, 30W,<br>UNIVERSAL                  | FOR CI2000+ /<br>CI8300                     | EA | PART             | <input checked="" type="checkbox"/> |
|    | 60162       | 60162     | 1009629        | Cornelius | O-RING, ADAPTOR,<br>INLET FTG               | FOR LEV 3.0/4.5<br>VALVE                    | EA | O-Ring           | <input type="checkbox"/>            |
|    | 60170LL     |           | 2531515        | Cornelius | PUMP, WATER,<br>BRASS, 125 GPM,<br>LOW-LEAD | FOR ED300 / FF /<br>IDC PRO 255 /<br>IDCXXX | EA | Water Pump       | <input type="checkbox"/>            |
|   | 60195029    |           | 1009880        | Cornelius | CORD, POWER, 8'<br>5", NEMA, 5-15p<br>16/3  | FOR ED1XX / DF-<br>ED2XX / CB2323           | EA | PART             | <input checked="" type="checkbox"/> |
|  | 60196002    |           | 1010609        | Cornelius | TRANSFORMER,<br>75VA, 24v, 115/60           | FOR OMEGA PLUS<br>/ CI2000 PLUS             | EA | Transformer      | <input checked="" type="checkbox"/> |
|  | 60204001    |           | 1004958        | Cornelius | CAP, PLUG, RED,<br>5/8-18thd Cd-6a          | FOR QUEST<br>2000/NT (OLDER)                | EA | PART             | <input checked="" type="checkbox"/> |
|   | 60225004    | 60225004  | 1005843        | Cornelius | AIR FILTER 12.44 X<br>13.94                 | FOR OMEGA                                   | EA | Air Filter       | <input type="checkbox"/>            |



Non-Stocked,  
Lead Time





Non-Stocked,  
Lead Time

Non-Stocked,  
Lead Time

Non-Stocked,  
Lead Time

Non-Stocked,  
Lead Time

| Picture   | Vendor Item | GIS Item  | Alternate Item | Vendor    | Item Description 01                  | Item Description 02                   | UM | Classification | NS   |
|---|-------------|-----------|----------------|-----------|--------------------------------------|---------------------------------------|----|----------------|--|
|     | 60225005    | 60225-005 | 1005272        | Cornelius | AIR FILTER, 14.44 X 13.94            | FOR OMEGA                             | EA | Air Filter     | <input type="checkbox"/>                                   |
|     | 60237       |           | 1044900        | Cornelius | INSTRUCTION, RELIEF VALVE REPLACE    | WARNING                               | EA | OTHER          | <input checked="" type="checkbox"/> Non-Stocked, Lead Time |
|    | 60247       |           | 2607078        | Cornelius | BONNET, FLOW CONTROL, FFV            | FOR FFV VALVE                         | EA | PART           | <input checked="" type="checkbox"/> Non-Stocked, Lead Time |
|    | 60259       |           | 1001062        | Cornelius | LEG, CAST, LEVEL 3/8-16" X 4" LONG   | FOR DF2XX                             | EA | Leg Set        | <input checked="" type="checkbox"/> Non-Stocked, Lead Time |
|    | 60269       |           | 1010009        | Cornelius | CASTER, SWIVEL, 5", 5/8-12           |                                       | EA | Leg Set        | <input checked="" type="checkbox"/> Non-Stocked, Lead Time |
|     | 60278110    |           | 1021279        | Cornelius | BLOCK ASSEMBLY, LEV, LANCER          | FOR LEV VALVE                         | EA | PART           | <input checked="" type="checkbox"/> Non-Stocked, Lead Time |
|   | 60280002    |           | 1010353        | Cornelius | PISTON, CERAMIC, WATER, FLOW CONTROL | FFV, SL, FOR QUEST / MILLENNIUM       | EA | PART           | <input checked="" type="checkbox"/> Non-Stocked, Lead Time |
|  | 60281001    |           | 1006021        | Cornelius | SLEEVE, CERAMIC, SYRUP, FLOW CONTROL | FFV, SL, FOR QUEST/MILLENNIUM/QUANTUM | EA | PART           | <input checked="" type="checkbox"/> Non-Stocked, Lead Time |
|  | 60281002    |           | 1000317        | Cornelius | PISTON, CERAMIC, SYRUP, FFV          | FOR FFV / PRISM VALVES                | EA | PART           | <input checked="" type="checkbox"/> Non-Stocked, Lead Time |
|   | 60309201    | 60309201  | 1009558        | Cornelius | OVERLOAD                             | FOR OMEGA                             | EA | PART           | <input type="checkbox"/>                                   |

| Picture   | Vendor Item | GIS Item | Alternate Item | Vendor    | Item Description 01                           | Item Description 02                           | UM | Classification | NS                                  |                           |
|---|-------------|----------|----------------|-----------|---|---|----|----------------|-------------------------------------|---------------------------|
|    | 60342002    |          | 1021295        | Cornelius | INSERT, THREADED<br>3/8-16 HEX, SS,<br>PLTD   | FOR IP150 /<br>QUANTUM 1-2-3-4                | EA | Hardware       | <input checked="" type="checkbox"/> | Non-Stocked,<br>Lead Time |
|    | 60383       |          | 1021314        | Cornelius | DRIER, FILTER,<br>LIQUID LINE,<br>REFRIGERANT |   | EA | PART           | <input checked="" type="checkbox"/> | Non-Stocked,<br>Lead Time |
|     | 60502       |          | 1013957        | Cornelius | CONTROL LIMIT<br>PENN                         |   | EA | PART           | <input checked="" type="checkbox"/> | Non-Stocked,<br>Lead Time |
|     | 60515       | 60515    |                | Cornelius | REMCOR R12<br>EXPANSION (OBS)                 | SHOWS (1) IN<br>STOCK.                        | EA | TXV            | <input type="checkbox"/>            |                           |
|     | 60569001    |          | 1010242        | Cornelius | RELAY, 24VAC DPST<br>No 1/4" QC               | FOR IDC255 PFG /<br>CI2000+ / ID90 /<br>ED2XX | EA | PART           | <input checked="" type="checkbox"/> | Non-Stocked,<br>Lead Time |
|     | 60669002    | 60669002 | 1010748        | Cornelius | BUTTON, AIR<br>SWITCH, 1"<br>DIAMETER, BLACK  |   | EA | PART           | <input type="checkbox"/>            |                           |
|   | 60669101    | 60669101 | 1005778        | Cornelius | AIR SWITCH, SODA                              | FOR CI2000                                    | EA | PART           | <input type="checkbox"/>            |                           |
|   | 60669102    | 60669102 | 1010780        | Cornelius | AIR SWITCH, WATER                             | FOR CI2000                                    | EA | PART           | <input type="checkbox"/>            |                           |
|  | 60680100    |          | 1010111        | Cornelius | DECAL, SODA, AIR<br>SWITCH                    | FOR CI2000                                    | EA | Decal          | <input checked="" type="checkbox"/> | Non-Stocked,<br>Lead Time |
|  | 60680101    |          | 1007926        | Cornelius | DECAL, WATER, AIR<br>SWITCH                   | FOR CI2000                                    | EA | Decal          | <input checked="" type="checkbox"/> | Non-Stocked,<br>Lead Time |

| Picture  | Vendor Item | GIS Item  | Alternate Item | Vendor    | Item Description 01                    | Item Description 02             | UM | Classification | NS                                  |
|--|-------------|-----------|----------------|-----------|--|---------------------------------|----|----------------|-------------------------------------|
|    | 60686       | 60686     | 1013975        | Cornelius | DRIER, R404A                           | FOR VIPER E2-3-4 (R404 - OLDER) | EA | PART           | <input type="checkbox"/>            |
|   | 60691       |           | 1005539        | Cornelius | CHECK VALVE, BRASS, 1/2" FPT           |                                 | EA | PART           | <input checked="" type="checkbox"/> |
|    | 60917       | 60917     |                | Cornelius | THERMAL EXPANSION VALVE (OBS)          | SHOWS (1) IN STOCK.             | EA | TXV            | <input type="checkbox"/>            |
|   | 61094009    | 61094-009 | 1007348        | Cornelius | SCREW, MACHINE, 06-32 Trsl 08 Stzi     |                                 | EA | Hardware       | <input type="checkbox"/>            |
|    | 620011501   |           | 1009858        | Cornelius | MERCHANDISER, SS, LO-ICE / MEDIN       | FOR ED150                       | EA | Merchandiser   | <input checked="" type="checkbox"/> |
|    | 620011503   |           | 1003860        | Cornelius | MERCHANDISER, STAINLESS STEEL          | FOR DF-ED150 / MEDALLION        | EA | Merchandiser   | <input checked="" type="checkbox"/> |
|   | 620011504   |           | 1021460        | Cornelius | MERCHANDISER ASSY, STAINLESS STEEL     | FOR ED300                       | EA | Merchandiser   | <input checked="" type="checkbox"/> |
|  | 620011505   |           | 1001153        | Cornelius | MERCHANDISER ASSY, SS, LID & STRAW HLD | FOR DF-ED250                    | EA | Merchandiser   | <input checked="" type="checkbox"/> |
|  | 620011506   | 620011506 | 1001246        | Cornelius | MERCHANDISER, SS, MEDALION             | FOR DF-ED250                    | EA | Merchandiser   | <input type="checkbox"/>            |
|  | 620011509   | 620011509 | 1014004        | Cornelius | MERCHANDISER ASSY, SS, LID & STRAW HLD | FOR DF-ED200                    | EA | Merchandiser   | <input type="checkbox"/>            |


Non-Stocked, Lead Time










Non-Stocked, Lead Time









Non-Stocked, Lead Time

Non-Stocked, Lead Time

Non-Stocked, Lead Time











| Picture  | Vendor Item | GIS Item  | Alternate Item | Vendor    | Item Description 01                 | Item Description 02                 | UM | Classification | NS                                  |                        |
|--|-------------|-----------|----------------|-----------|-------------------------------------|-------------------------------------|----|----------------|-------------------------------------|------------------------|
|    | 620011510   |           | 1003763        | Cornelius | MERCHANDISER, SS, MEDALION          | FOR DF-ED200                        | EA | Merchandiser   | <input checked="" type="checkbox"/> | Non-Stocked, Lead Time |
|    | 620011512   |           | 1041453        | Cornelius | MERCHANDISER, UPPER, PANEL ASSEMBLY | FOR DF-ED200                        | EA | Merchandiser   | <input checked="" type="checkbox"/> | Non-Stocked, Lead Time |
|    | 620011513   |           | 1021461        | Cornelius | MERCHANDISER, STAINLESS STEEL       | FOR DF-ED150 / LID AND STRAW HOLDER | EA | Merchandiser   | <input checked="" type="checkbox"/> | Non-Stocked, Lead Time |
|    | 620013001   |           | 1000189        | Cornelius | PANEL, FRONT, FOR LID/STRAW HOLDER  | FOR ED150                           | EA | PART           | <input checked="" type="checkbox"/> | Non-Stocked, Lead Time |
|    | 620013101   |           | 1007535        | Cornelius | PANEL, STRAW HOLDER, REMOVEABLE     |                                     | EA | PART           | <input checked="" type="checkbox"/> | Non-Stocked, Lead Time |
|    | 620013301   | 620013301 | 1014005        | Cornelius | DRIP TRAY COVER, DUAL               |                                     | EA | PART           | <input type="checkbox"/>            |                        |
|   | 620013401   |           | 1010436        | Cornelius | LID AND STRAW ASSEMBLY, WELD        | FOR ED-DF2XX / IDC                  | EA | PART           | <input checked="" type="checkbox"/> | Non-Stocked, Lead Time |
|  | 620014001   |           | 1014006        | Cornelius | E-BOX COVER                         | FOR ABS 1.0                         | EA | PART           | <input checked="" type="checkbox"/> | Non-Stocked, Lead Time |
|  | 620014801   |           | 1005760        | Cornelius | LID HOLDER ASSEMBLY                 | FOR ABS 1.0                         | EA | PART           | <input checked="" type="checkbox"/> | Non-Stocked, Lead Time |
|  | 620017401   |           | 1021500        | Cornelius | PANEL ASSEMBLY, LOWER               | FOR ABS 1.0                         | EA | PART           | <input checked="" type="checkbox"/> | Non-Stocked, Lead Time |

| Picture   | Vendor Item | GIS Item  | Alternate Item | Vendor    | Item Description 01                  | Item Description 02                 | UM | Classification | NS                                  |                           |
|---|-------------|-----------|----------------|-----------|--------------------------------------|-------------------------------------|----|----------------|-------------------------------------|---------------------------|
|    | 620019201   |           | 1021506        | Cornelius | REFLECTOR PANEL,<br>RIGHT-SIDE       | FOR DF150                           | EA | PART           | <input checked="" type="checkbox"/> | Non-Stocked,<br>Lead Time |
|    | 620019301   |           | 1021507        | Cornelius | REFLECTOR PANEL,<br>LEFT-SIDE        | FOR DF150                           | EA | PART           | <input checked="" type="checkbox"/> | Non-Stocked,<br>Lead Time |
|    | 620019701   |           | 1014007        | Cornelius | HINGE, GUSSET<br>ED/DF               | FOR DF-ED1XX/2XX<br>/ CARMA 250     | EA | PART           | <input checked="" type="checkbox"/> | Non-Stocked,<br>Lead Time |
|    | 620020101   | 620020101 | 1008196        | Cornelius | SINK EXTENSION<br>ASSEMBLY           | FOR ED175                           | EA | PART           | <input type="checkbox"/>            |                           |
|    | 620020902   |           | 1021517        | Cornelius | BOX, ELECTRIC                        | FOR ED-DF200                        | EA | PART           | <input checked="" type="checkbox"/> | Non-Stocked,<br>Lead Time |
|    | 620021101   |           | 1021520        | Cornelius | STRAP,<br>COMPACTOR                  | FOR ED2XX /<br>DF2XX / CARMA<br>250 | EA | PART           | <input checked="" type="checkbox"/> | Non-Stocked,<br>Lead Time |
|    | 620021201   |           | 1021521        | Cornelius | COVER, BACK<br>WRAPPER               | FOR ED150 and<br>ED175 8-VALVE      | EA | PART           | <input checked="" type="checkbox"/> | Non-Stocked,<br>Lead Time |
|  | 620022302   |           | 2615077        | Cornelius | STIFFENER, SPLASH<br>PANEL           | FOR ED150 8-<br>VALVE               | EA | PART           | <input checked="" type="checkbox"/> | Non-Stocked,<br>Lead Time |
|  | 620023901   |           | 1014010        | Cornelius | MERCHANDISER,<br>DUAL ASSEMBLY       | FOR ED250                           | EA | Merchandiser   | <input checked="" type="checkbox"/> | Non-Stocked,<br>Lead Time |
|  | 620024001   |           | 1005984        | Cornelius | AGITATOR<br>ASSEMBLY, UC ICE<br>ONLY | FOR UC150                           | EA | PART           | <input checked="" type="checkbox"/> | Non-Stocked,<br>Lead Time |

| Picture   | Vendor Item     | GIS Item          | Alternate Item    | Vendor    | Item Description 01                    | Item Description 02              | UM | Classification | NS                                  |                           |
|---|-----------------|-------------------|-------------------|-----------|--|----------------------------------|----|----------------|-------------------------------------|---------------------------|
|     | 620024107       |                   | 2617804           | Cornelius | PANEL, LOWER-Z                         | FOR ED150 8-VALVE                | EA | Splash Panel   | <input checked="" type="checkbox"/> | Non-Stocked,<br>Lead Time |
|     | 620024116       | 6200241116        | 1014011           | Cornelius | MERCHANDISER ASSEMBLY, STAINLESS STEEL | UPPER (FOR MEDALLION), FOR ED175 | EA | Merchandiser   | <input type="checkbox"/>            |                           |
|     | 620024116-92171 | 620024116 & 92171 | 1014011 & 1001597 | Cornelius | ED/DF175 MEDALLION CONVERSION KIT      | FOR ED-DF175                     | EA | Merchandiser   | <input type="checkbox"/>            |                           |
|     | 620024118       |                   | 1021556           | Cornelius | MERCHANDISER ASSEMBLY, STAINLESS STEEL | UPPER, FOR ED175                 | EA | Merchandiser   | <input checked="" type="checkbox"/> | Non-Stocked,<br>Lead Time |
|     | 620024804       |                   | 1009426           | Cornelius | PANEL, LOWER ASSEMBLY, DUAL COKE       | FOR ED2XX                        | EA | PART           | <input checked="" type="checkbox"/> | Non-Stocked,<br>Lead Time |
|     | 620026646       |                   | 1014020           | Cornelius | PANEL ASSEMBLY, SPLASH, RH, BEVERAGE   | FOR ED150                        | EA | Splash Panel   | <input checked="" type="checkbox"/> | Non-Stocked,<br>Lead Time |
|     | 620026655       |                   | 1014023           | Cornelius | PANEL ASSEMBLY, SPLASH, MID, BEVERAGE  | FOR ED300                        | EA | Splash Panel   | <input checked="" type="checkbox"/> | Non-Stocked,<br>Lead Time |
|  | 620026658       |                   | 1014025           | Cornelius | SUPPORT, MAIN, RH                      | FOR ED150/300                    | EA | PART           | <input checked="" type="checkbox"/> | Non-Stocked,<br>Lead Time |
|   | 620028218       |                   | 1021673           | Cornelius | AGITATOR ASSEMBLY                      | FOR UC150 / PR150                | EA | PART           | <input checked="" type="checkbox"/> | Non-Stocked,<br>Lead Time |
|  | 620028270       |                   | 1021697           | Cornelius | PLATE, AUGER MOTOR, SPACING            | FOR UC150 / IP150                | EA | PART           | <input checked="" type="checkbox"/> | Non-Stocked,<br>Lead Time |

| Picture  | Vendor Item | GIS Item  | Alternate Item | Vendor    | Item Description 01                 | Item Description 02           | UM | Classification        | NS                                  |                        |
|--|-------------|-----------|----------------|-----------|-------------------------------------|-------------------------------|----|-----------------------|-------------------------------------|------------------------|
|    | 620028304   |           | 1012510        | Cornelius | COVER, MANUAL FILL, ED2XX HOSHI     | FOR ED2XX                     | EA | PART                  | <input checked="" type="checkbox"/> | Non-Stocked, Lead Time |
|    | 620028305   |           | 1021704        | Cornelius | BRACKET, BIBSTAT, Im Ed2xx Hoshi Km | FOR ED2XX                     | EA | PART                  | <input checked="" type="checkbox"/> | Non-Stocked, Lead Time |
|    | 620028702   | 620028702 | 1001650        | Cornelius | SUPPORT, DRIP TRAY EXT              | FOR ED-DF2XX / CARMA 250      | EA | PART                  | <input type="checkbox"/>            |                        |
|    | 620029002   | 620029002 | 1040633        | Cornelius | DIVERTER, ICE, RH, ED300 (OBS)      | * REPLACED BY OEM # 620059706 | EA | Adapter Kit, Icemaker | <input type="checkbox"/>            |                        |
|    | 620031201   |           | 1021759        | Cornelius | SUPPORT, DRAIN LINE                 |                               | EA | PART                  | <input checked="" type="checkbox"/> | Non-Stocked, Lead Time |
|    | 620031307   |           | 1014033        | Cornelius | PANEL, ACCESS                       | FOR ED300                     | EA | PART                  | <input checked="" type="checkbox"/> | Non-Stocked, Lead Time |
|   | 620031608   |           | 1021772        | Cornelius | PANEL, ACCESS, BACK, QUIKTRIP       | FOR ED300                     | EA | PART                  | <input checked="" type="checkbox"/> | Non-Stocked, Lead Time |
|  | 620031609   |           | 1021773        | Cornelius | PANEL, ACCESS, FRONT, QUIKTRIP      | FOR ED300                     | EA | PART                  | <input checked="" type="checkbox"/> | Non-Stocked, Lead Time |
|  | 620033201   | 620033201 | 1001340        | Cornelius | MERCHANDISER ASSY, STAINLESS STEEL  | FOR MEDALLION, FOR ED300      | EA | Merchandiser          | <input type="checkbox"/>            |                        |
|  | 620034002   |           | 1005510        | Cornelius | PANEL, LOWER Z, OUTER, McDONALDS    | FOR ED2XX                     | EA | PART                  | <input checked="" type="checkbox"/> | Non-Stocked, Lead Time |



| Picture  | Vendor Item | GIS Item  | Alternate Item | Vendor    | Item Description 01                       | Item Description 02      | UM | Classification | NS                                  |                           |
|--|-------------|-----------|----------------|-----------|---|--------------------------|----|----------------|-------------------------------------|---------------------------|
|    | 620034009   |           | 1006969        | Cornelius | DRIP TRAY, LIFT<br>OUT, McDONALDS         | FOR ED150                | EA | Drip Tray      | <input checked="" type="checkbox"/> | Non-Stocked,<br>Lead Time |
|    | 620034010   |           | 1002777        | Cornelius | DRIP TRAY, LIFT<br>OUT, McDONALDS         | FOR ED2XX                | EA | Drip Tray      | <input checked="" type="checkbox"/> | Non-Stocked,<br>Lead Time |
|    | 620034808   |           | 1007347        | Cornelius | COVER, MANUAL<br>FILL, ED150-6 Hosh       | FOR ED150 6-<br>VALVE    | EA | PART           | <input checked="" type="checkbox"/> | Non-Stocked,<br>Lead Time |
|    | 620034901   |           | 1004872        | Cornelius | COVER, MANUAL<br>FILL, ED150-8 Hosh       | FOR ED150 8-<br>VALVE    | EA | PART           | <input checked="" type="checkbox"/> | Non-Stocked,<br>Lead Time |
|    | 620035101   |           | 1004769        | Cornelius | COVER, MANUAL<br>FILL, ED300/Hosh K       | FOR ED300                | EA | PART           | <input checked="" type="checkbox"/> | Non-Stocked,<br>Lead Time |
|    | 620037008   |           | 1002521        | Cornelius | SUPPORT, BIBSTAT,<br>ICEMAKER             |                          | EA | PART           | <input checked="" type="checkbox"/> | Non-Stocked,<br>Lead Time |
|   | 620042710   |           | 1032142        | Cornelius | AGITATOR<br>ASSEMBLY                      | FOR IP150                | EA | PART           | <input checked="" type="checkbox"/> | Non-Stocked,<br>Lead Time |
|  | 620042712   | 620042712 | 1030567        | Cornelius | AGITATOR MOTOR<br>ASSY, 120/60<br>SERVICE | FOR OLYMPUS              | EA | Motor          | <input type="checkbox"/>            |                           |
|  | 620042728   |           | 1037866        | Cornelius | AGITATOR<br>ASSEMBLY                      | FOR ED-DF150/175         | EA | PART           | <input checked="" type="checkbox"/> | Non-Stocked,<br>Lead Time |
|  | 620042735   |           | 1041338        | Cornelius | AGITATOR<br>ASSEMBLY, LH                  | FOR ED300<br>INTELLICARB | EA | PART           | <input checked="" type="checkbox"/> | Non-Stocked,<br>Lead Time |

| Picture  | Vendor Item | GIS Item  | Alternate Item | Vendor    | Item Description 01                    | Item Description 02                 | UM | Classification      | NS                                  |
|--|-------------|-----------|----------------|-----------|--|-------------------------------------|----|---------------------|-------------------------------------|
|   | 620042741   |           | 2607464        | Cornelius | MOTOR, AGITATOR ASSEMBLY, 230V 50-60HZ | FOR QUEST E2-4                      | EA | Motor               | <input checked="" type="checkbox"/> |
|   | 620042742   | 620042742 | 1044455        | Cornelius | AGITATOR ASSEMBLY                      | FOR QUEST E2-4 / NITROPRO           | EA | Motor               | <input type="checkbox"/>            |
|    | 620042770   | 620042770 | 1058024        | Cornelius | AGITATOR DISK                          | FOR FF/FO/IDC PRO/IDC2XX/IDC25 5PFG | EA | PART                | <input type="checkbox"/>            |
|    | 620042780   |           | 2618476        | Cornelius | PANEL, VALVE, BEVERAGE, 10-VALVE       | FOR IDC2XX/IDC255PFG                | EA | Valve Panel         | <input checked="" type="checkbox"/> |
|    | 620042793   | 620042793 | 2506722        | Cornelius | GAS LIFT STRUT                         | FOR VIPER E4 / VIPER 4              | EA | PART                | <input type="checkbox"/>            |
|   | 620042822   | 620042822 | 1063559        | Cornelius | GRAPHIC, TALL                          | FOR VIPER E2                        | EA | Merchandise Graphic | <input type="checkbox"/>            |
|  | 620042836   |           | 1059922        | Cornelius | HINGE, PLASTIC, MERCHANDISER           | FOR VIPER E2-3-4                    | EA | PART                | <input checked="" type="checkbox"/> |
|  | 620042842   |           | 2532736        | Cornelius | LENS, DIFFUSER DOWN LIGHT, MERCH.      | FOR VIPER E2-3-4                    | EA | PART                | <input checked="" type="checkbox"/> |
|  | 620042845   |           | 2583201        | Cornelius | COVER, ACCESS, MERCHANDISER            | FOR VIPER E2                        | EA | PART                | <input checked="" type="checkbox"/> |
|  | 620042856   |           | 2547920        | Cornelius | PANEL, VALVE, BEVERAGE, 8-VALVE        | FOR IDC2XX/IDC255PFG                | EA | Valve Panel         | <input checked="" type="checkbox"/> |

Non-Stocked, Lead Time

Non-Stocked, Lead Time







Non-Stocked, Lead Time

Non-Stocked, Lead Time











Non-Stocked, Lead Time



Non-Stocked, Lead Time











| Picture  | Vendor Item | GIS Item  | Alternate Item | Vendor    | Item Description 01                   | Item Description 02                | UM | Classification | NS                                  |                        |
|--|-------------|-----------|----------------|-----------|---------------------------------------|------------------------------------|----|----------------|-------------------------------------|------------------------|
|    | 620042868   | 620042868 | 2504826        | Cornelius | FLAVOR CARDS - 18 CARD SET            | FOR VIPER E2-3-4                   | EA | Flavor Card    | <input type="checkbox"/>            |                        |
|    | 620042908   |           | 1041213        | Cornelius | BAFFLE, ICE ADAPTER KIT               | FOR DF-ED300                       | EA | PART           | <input checked="" type="checkbox"/> | Non-Stocked, Lead Time |
|    | 620042913   |           | 2536266        | Cornelius | BAFFLE, NON-FASTENER, LID ADAPTER KIT | FOR DF-ED2XX                       | EA | PART           | <input checked="" type="checkbox"/> | Non-Stocked, Lead Time |
|    | 620042917   |           | 1032549        | Cornelius | BAFFLE, DF/ED150 Manitowoc IceM       | FOR DF-ED150                       | EA | PART           | <input checked="" type="checkbox"/> | Non-Stocked, Lead Time |
|    | 620042919   |           | 1014035        | Cornelius | BAFFLE, ADAPTER KIT                   | FOR ED300                          | EA | PART           | <input checked="" type="checkbox"/> | Non-Stocked, Lead Time |
|    | 620042928   | 620042928 | 1030289        | Cornelius | ICE BAFFLE ED150 ADAPTER KIT          | FOR ED150                          | EA | PART           | <input type="checkbox"/>            |                        |
|    | 620042932   | 620042932 | 1042441        | Cornelius | DIFFUSER ASSEMBLY, MULTIFLAVOR,       | FOR FLAVORFUSION / FLAVOR OVERLOAD | EA | PART           | <input type="checkbox"/>            |                        |
|  | 620042940   |           | 2613753        | Cornelius | BAFFLE, UPPER, LH, REMOVEABLE, FS     | FOR ED-DF                          | EA | PART           | <input checked="" type="checkbox"/> | Non-Stocked, Lead Time |
|  | 620042943   |           | 2613755        | Cornelius | BAFFLE, UPPER, RH, REMOVEABLE, FS E   | FOR ED-DF                          | EA | PART           | <input checked="" type="checkbox"/> | Non-Stocked, Lead Time |
|  | 620042944   |           | 2620018        | Cornelius | BAFFLE, UPPER, RH, REMOVEABLE, FS     | FOR ED-DF175                       | EA | PART           | <input checked="" type="checkbox"/> | Non-Stocked, Lead Time |

| Picture   | Vendor Item | GIS Item  | Alternate Item | Vendor    | Item Description 01                  | Item Description 02                 | UM | Classification | NS                                  |                        |
|---|-------------|-----------|----------------|-----------|--------------------------------------|-------------------------------------|----|----------------|-------------------------------------|------------------------|
|    | 620042952   |           | 2614115        | Cornelius | BAFFLE, LOW FLOW, GRAY, UF1          | FOR UF1 VALVE                       | EA | PART           | <input checked="" type="checkbox"/> | Non-Stocked, Lead Time |
|    | 620043004   |           | 1021956        | Cornelius | BARRIER, FIBER, DF-ED TIMER BOARD    | FOR ED-DF                           | EA | PART           | <input checked="" type="checkbox"/> | Non-Stocked, Lead Time |
|    | 620043016   |           | 2504232        | Cornelius | DRIP TRAY, BLACK                     | FOR VIPER E3                        | EA | Drip Tray      | <input checked="" type="checkbox"/> | Non-Stocked, Lead Time |
|    | 620043017   |           | 1061678        | Cornelius | CORD, SERVICE, 230V 20AMP, L6-20P    | FOR VIPER E2                        | EA | PART           | <input checked="" type="checkbox"/> | Non-Stocked, Lead Time |
|    | 620043018   |           | 2504233        | Cornelius | CUP REST, BLACK                      | FOR VIPER E3                        | EA | Cup Rest       | <input checked="" type="checkbox"/> | Non-Stocked, Lead Time |
|    | 620043061   |           | 2501368        | Cornelius | HARNESS MAIN E-BOX I/O TO MAIN       | STATUS LED MERCH., FOR VIPER E2-3-4 | EA | Wire Harness   | <input checked="" type="checkbox"/> | Non-Stocked, Lead Time |
|   | 620043063   |           | 2501369        | Cornelius | CORD, SERVICE, 230V 30AMP            | FOR VIPER E3-4                      | EA | PART           | <input checked="" type="checkbox"/> | Non-Stocked, Lead Time |
|  | 620043064   | 620043064 | 1061929        | Cornelius | BARREL SEAL                          | FOR VIPER E2-3-4                    | EA | PART           | <input type="checkbox"/>            |                        |
|  | 620043067   |           | 2501370        | Cornelius | HARNESS, MAIN, E-BOX, Exp Xfmr Secou | FOR VIPER E3-4                      | EA | Wire Harness   | <input checked="" type="checkbox"/> | Non-Stocked, Lead Time |
|  | 620043071   |           | 1061682        | Cornelius | PANEL, SIDE, VIPER CART              | FOR VIPER CART                      | EA | PART           | <input checked="" type="checkbox"/> | Non-Stocked, Lead Time |










| Picture   | Vendor Item | GIS Item  | Alternate Item | Vendor    | Item Description 01              | Item Description 02                | UM | Classification     | NS   |
|---|-------------|-----------|----------------|-----------|----------------------------------|------------------------------------|----|--------------------|--|
|    | 620043075   | 620043075 | 2509485        | Cornelius | VIPER 2 CART                     |                                    | EA | Accessory, General | <input type="checkbox"/>                                   |
|     | 620043081X  |           | 2504821        | Cornelius | DOOR ASSEMBLY KIT                | FOR VIPER 2 CART                   | EA | PART               | <input checked="" type="checkbox"/> Non-Stocked, Lead Time |
|    | 620043082   |           | 1059926        | Cornelius | CAPACITOR, RUN, 50UF, 370V       | FOR VIPER ELITE 3                  | EA | PART               | <input checked="" type="checkbox"/> Non-Stocked, Lead Time |
|     | 620043083   | 620043083 | 1063560        | Cornelius | SOLD OUT SWITCH                  | FOR VIPER E2-3-4                   | EA | PART               | <input type="checkbox"/>                                   |
|     | 620043104   |           | 1021960        | Cornelius | END CAP, HINGE, LEFT-HAND        | FOR IP150 / PR150                  | EA | PART               | <input checked="" type="checkbox"/> Non-Stocked, Lead Time |
|    | 620043105   |           | 1021961        | Cornelius | END CAP, HINGE, RIGHT-HAND       | FOR IP150 / PR150                  | EA | PART               | <input checked="" type="checkbox"/> Non-Stocked, Lead Time |
|   | 620043113   |           | 2617324        | Cornelius | CAP, PROTECTIVE, .13 ID, BLACK   |                                    | EA | PART               | <input checked="" type="checkbox"/> Non-Stocked, Lead Time |
|  | 620043130   |           | 1044722        | Cornelius | CAP, PROTECTIVE, 0.187 ID, BLACK | FOR FLAVORFUSION / FLAVOR OVERLOAD | EA | PART               | <input checked="" type="checkbox"/> Non-Stocked, Lead Time |
|  | 620043162   | 620043162 | 1062507        | Cornelius | SPACER, PLASTIC, FOR UTEX SEAL   | FOR VIPER E2-3-4                   | EA | PART               | <input type="checkbox"/>                                   |
|  | 620043237   |           | 2547520        | Cornelius | CONTROL BOX, HI CARB             |                                    | EA | PART               | <input checked="" type="checkbox"/> Non-Stocked, Lead Time |











| Picture  | Vendor Item | GIS Item | Alternate Item | Vendor    | Item Description 01                   | Item Description 02           | UM | Classification | NS                                  |                        |
|--|-------------|----------|----------------|-----------|---------------------------------------|-------------------------------|----|----------------|-------------------------------------|------------------------|
|    | 620043256   |          | 1050656        | Cornelius | KEYPAD CONTROL BOX                    | FOR IDC255 PFG                | EA | PART           | <input checked="" type="checkbox"/> | Non-Stocked, Lead Time |
|    | 620043268   |          | 1044331        | Cornelius | CONTROL BOX ASSEMBLY                  | FOR IDC255 / IDC PRO          | EA | PART           | <input checked="" type="checkbox"/> | Non-Stocked, Lead Time |
|    | 620043341   |          | 2577697        | Cornelius | MERCHANDISER ASSEMBLY, SS, NO HOLES   | FOR IDC255                    | EA | Merchandiser   | <input checked="" type="checkbox"/> | Non-Stocked, Lead Time |
|    | 620043343   |          | 2539455        | Cornelius | HINGE BRACKET ASSEMBLY, TOP           | FOR VIPER (?)                 | EA | PART           | <input checked="" type="checkbox"/> | Non-Stocked, Lead Time |
|    | 620043344   |          | 2541054        | Cornelius | LATCH, DOOR                           | FOR VIPER 2-3 CART            | EA | PART           | <input checked="" type="checkbox"/> | Non-Stocked, Lead Time |
|    | 620043354   |          | 2537418        | Cornelius | COLD PLATE COVER ASSEMBLY, FOAMED     | FOR FLAVOR FUSION / IDC2XX    | EA | PART           | <input checked="" type="checkbox"/> | Non-Stocked, Lead Time |
|    | 620043601   |          | 1014036        | Cornelius | DRIP TRAY EXTENSION ASSEMBLY, PANERA  | FOR ED2XX CUSTOM              | EA | PART           | <input checked="" type="checkbox"/> | Non-Stocked, Lead Time |
|  | 620044201   |          | 1005799        | Cornelius | MERCHANDISER ASSY, ED150-8/175, BLACK | FOR ED150-08-VALVE / ED175-08 | EA | Merchandiser   | <input checked="" type="checkbox"/> | Non-Stocked, Lead Time |
|  | 620044202   |          | 1009770        | Cornelius | MERCHANDISER ASSY, ED150-8/175, GRAY  | FOR ED150-08-VALVE / ED175-08 | EA | Merchandiser   | <input checked="" type="checkbox"/> | Non-Stocked, Lead Time |
|  | 620044216   |          | 2615823        | Cornelius | MERCHANDISER                          | FOR IDC255                    | EA | Merchandiser   | <input checked="" type="checkbox"/> | Non-Stocked, Lead Time |




| Picture  | Vendor Item | GIS Item  | Alternate Item | Vendor    | Item Description 01                       | Item Description 02                      | UM | Classification | NS  |
|--|-------------|-----------|----------------|-----------|---|--|----|----------------|---|
|    | 620044217   | 620044217 | 1042028        | Cornelius | MERCHANDISER<br>ASSEMBLY, BLACK           | FOR IDC255                               | EA | Merchandiser   | <input type="checkbox"/>                                      |
|    | 620044218   |           | 2615288        | Cornelius | LENS, BOTTOM,<br>MERCHANDISER             | FOR IDC255                               | EA | PART           | <input checked="" type="checkbox"/> Non-Stocked,<br>Lead Time |
|    | 620044219   | 620044219 | 1042989        | Cornelius | CLEAR LENS                                | FOR IDC255 / IDC<br>PRO                  | EA | PART           | <input type="checkbox"/>                                      |
|    | 620044231   |           | 2615290        | Cornelius | MERCHANDISER                              | FOR IDC215                               | EA | Merchandiser   | <input checked="" type="checkbox"/> Non-Stocked,<br>Lead Time |
|    | 620044233   |           | 1052435        | Cornelius | MERCHANDISER<br>ASSEMBLY, BLACK           | FOR IDC215                               | EA | Merchandiser   | <input checked="" type="checkbox"/> Non-Stocked,<br>Lead Time |
|    | 620045203   |           | 2613418        | Cornelius | PAD GRABBER                               | FOR ABS 1.0                              | EA | PART           | <input checked="" type="checkbox"/> Non-Stocked,<br>Lead Time |
|   | 620045207   |           | 1045043        | Cornelius | PAD, KEY<br>IDC/PROGATE2 (S,<br>M, L, XL) | FOR IDC255 PFG                           | EA | PART           | <input checked="" type="checkbox"/> Non-Stocked,<br>Lead Time |
|  | 620045209   |           | 2547093        | Cornelius | PAD W/ PSA 3-3/4<br>x 1-3/8 x 1/2         | FOR<br>FLAVORFUSION /<br>FLAVOR OVERLOAD | EA | PART           | <input checked="" type="checkbox"/> Non-Stocked,<br>Lead Time |
|  | 620045210   | 620045210 | 1042964        | Cornelius | BRAND KEYPAD                              | FOR<br>FLAVORFUSION /<br>FLAVOR OVERLOAD | EA | PART           | <input type="checkbox"/>                                      |
|  | 620045211   |           | 1042966        | Cornelius | PAD KEY BONUS                             | FOR<br>FLAVORFUSION                      | EA | PART           | <input checked="" type="checkbox"/> Non-Stocked,<br>Lead Time |











| Picture  | Vendor Item | GIS Item  | Alternate Item | Vendor    | Item Description 01                   | Item Description 02         | UM | Classification | NS                                  |                        |
|--|-------------|-----------|----------------|-----------|---------------------------------------|-----------------------------|----|----------------|-------------------------------------|------------------------|
|   | 620045216   | 620045216 | 1058038        | Cornelius | BRAND KEYPAD                          | FOR COLD FUSION             | EA | PART           | <input type="checkbox"/>            |                        |
|    | 620045237   |           | 2582805        | Cornelius | PANEL, SPLASH, BACK                   | FOR VIPER ELITE 2           | EA | Splash Panel   | <input checked="" type="checkbox"/> | Non-Stocked, Lead Time |
|    | 620045246X  | 620045246 | 2532737        | Cornelius | MERCHANDISER, TALL (NO GRAPHIC/CARDS) | FOR VIPER ELITE 4           | EA | Merchandiser   | <input type="checkbox"/>            |                        |
|    | 620045252   | 620045252 | 2525904        | Cornelius | DISPLAY, FLAVOR CARD                  | FOR VIPER ELITE 4           | EA | PART           | <input type="checkbox"/>            |                        |
|   | 620045257X  |           | 2559409        | Cornelius | KIT, PANEL, REAR ASSEMBLY             | FOR VIPER ELITE 4 / VIPER 4 | EA | PART           | <input checked="" type="checkbox"/> | Non-Stocked, Lead Time |
|   | 620045264   |           | 2514746        | Cornelius | DIFFUSER, MECHANDISER, TALL           | FOR VIPER ELITE 4 / VIPER 4 | EA | PART           | <input checked="" type="checkbox"/> | Non-Stocked, Lead Time |
|   | 620045265   |           | 1069087        | Cornelius | LENS, GRAPHIC MECHANDISER, TALL       | FOR VIPER ELITE 4 / VIPER 4 | EA | PART           | <input checked="" type="checkbox"/> | Non-Stocked, Lead Time |
|  | 620045267   |           | 2568946        | Cornelius | PANEL, REAR ACCESS DOOR               | FOR VIPER 4                 | EA | PART           | <input checked="" type="checkbox"/> | Non-Stocked, Lead Time |
|  | 620045269   | 620045269 | 2505983        | Cornelius | DRIP TRAY                             | FOR VIPER ELITE 4 / VIPER 4 | EA | Drip Tray      | <input type="checkbox"/>            |                        |
|  | 620045270   | 620045270 | 2505984        | Cornelius | CUP REST                              | FOR VIPER ELITE 4 / VIPER 4 | EA | Cup Rest       | <input type="checkbox"/>            |                        |










| Picture   | Vendor Item    | GIS Item      | Alternate Item | Vendor    | Item Description 01                    | Item Description 02                  | UM | Classification | NS   |
|---|----------------|---------------|----------------|-----------|--|--------------------------------------|----|----------------|--|
|    | 620045290      | 620045290     | 2505528        | Cornelius | RECEIVER, 90 CU IN.                    | FOR VIPER ELITE 3-4 / VIPER 3-4      | EA | Receiver       | <input type="checkbox"/>                                   |
|     | 620045291      |               | 2618209        | Cornelius | HARNESS, GROUND, BARREL MOTOR          | FOR VIPER ELITE 3-4 / VIPER 3-4      | EA | PART           | <input checked="" type="checkbox"/> Non-Stocked, Lead Time |
|    | 620045297      |               | 2504237        | Cornelius | SCREW, 10-32 X 3/4" TYPE F TRPH STZI   | FOR VIPER E2-3-4                     | EA | Hardware       | <input checked="" type="checkbox"/> Non-Stocked, Lead Time |
|    | 620045298      |               | 1059913        | Cornelius | SCREW, 10-32 X 3/8" TYPE F TRPH STZI   | FOR VIPER E2-3-4                     | EA | Hardware       | <input checked="" type="checkbox"/> Non-Stocked, Lead Time |
|     | 620045337      |               | 2565680        | Cornelius | COVER, FLOW CONTROL SOLENOID           | FOR VIPER E2-3-4                     | EA | PART           | <input checked="" type="checkbox"/> Non-Stocked, Lead Time |
|     | 620045346      |               | 1070152        | Cornelius | PANEL, SPLASH                          | FOR VIPER ELITE 3                    | EA | Splash Panel   | <input checked="" type="checkbox"/> Non-Stocked, Lead Time |
|   | 620045351-100S | 620045351-100 | 1065950        | Cornelius | MOTOR CONTROL BOARD                    | FOR VIPER 3-4 (* see notes)          | EA | Control Board  | <input type="checkbox"/>                                   |
|  | 620045372      | 620045372     | 2507983        | Cornelius | TANK, ACCUMULATOR, FOAMED              | FOR VIPER E2-3-4 / VIPER 2-3-4       | EA | PART           | <input type="checkbox"/>                                   |
|  | 620045375      |               | 2506723        | Cornelius | INSULATION W/ ADHESIVE, EXPANSION TANK | FOR VIPER 2 / VIPER 4 (OLDER MODELS) | EA | PART           | <input checked="" type="checkbox"/> Non-Stocked, Lead Time |
|  | 620045397      |               | 2614116        | Cornelius | VALVE, DISPENSE, MANUAL, NON-FROZEN    |                                      | EA | PART           | <input checked="" type="checkbox"/> Non-Stocked, Lead Time |

| Picture  | Vendor Item | GIS Item  | Alternate Item | Vendor    | Item Description 01                       | Item Description 02                         | UM | Classification | NS                                  |                           |
|--|-------------|-----------|----------------|-----------|---|---|----|----------------|-------------------------------------|---------------------------|
|    | 620045417   |           | 1022098        | Cornelius | SUPPORT,<br>BEVERAGE PANEL                | FOR ED2XX                                   | EA | PART           | <input checked="" type="checkbox"/> | Non-Stocked,<br>Lead Time |
|    | 620045519   |           | 2516139        | Cornelius | DOOR ASSEMBLY,<br>FREEZE CYL,<br>MOTORMAN | NSF VALVE, FOR<br>VIPER E2-3-4              | EA | PART           | <input checked="" type="checkbox"/> | Non-Stocked,<br>Lead Time |
|    | 620045520   | 620045520 | 2515884        | Cornelius | VALVE DISP, FCB<br>MOTORMAN               | FOR VIPER E2-3-4                            | EA | PART           | <input type="checkbox"/>            |                           |
|    | 620045738   |           | 1008709        | Cornelius | BASE, FOR PUMP<br>AND MOTOR               | FOR ED300IC                                 | EA | PART           | <input checked="" type="checkbox"/> | Non-Stocked,<br>Lead Time |
|    | 620045909   |           | 1022169        | Cornelius | BRACKET, MOTOR                            | FOR ED-DF2XX /<br>CARMA 250                 | EA | PART           | <input checked="" type="checkbox"/> | Non-Stocked,<br>Lead Time |
|    | 620045912   |           | 1022171        | Cornelius | BRACKET,<br>MOUNTING,<br>MOTOR            | FOR ED150-08<br>VALVE, HICARB /<br>ED175-08 | EA | PART           | <input checked="" type="checkbox"/> | Non-Stocked,<br>Lead Time |
|   | 620045913   |           | 1022172        | Cornelius | BRACKET MTG<br>MOTOR, HICARB              | FOR ED150 6-<br>VALVE                       | EA | PART           | <input checked="" type="checkbox"/> | Non-Stocked,<br>Lead Time |
|  | 620046159   | 620046159 | 2502247        | Cornelius | ADAPTER CADDY,<br>NO FLUSH                | FOR QUEST E2-4                              | EA | PART           | <input type="checkbox"/>            |                           |
|  | 620046168   |           | 2510576        | Cornelius | BODY VALVE FCB<br>W/ STOP,<br>MOTORMAN    | FOR VIPER E2-3-4                            | EA | PART           | <input checked="" type="checkbox"/> | Non-Stocked,<br>Lead Time |
|  | 620046316   |           | 1030008        | Cornelius | RETAINER CLIP                             | FOR<br>ED150/175/2XX/30<br>0/CARMA 250      | EA | PART           | <input checked="" type="checkbox"/> | Non-Stocked,<br>Lead Time |

| Picture   | Vendor Item | GIS Item  | Alternate Item | Vendor    | Item Description 01                | Item Description 02         | UM | Classification       | NS                                  |                        |
|---|-------------|-----------|----------------|-----------|------------------------------------|-----------------------------|----|----------------------|-------------------------------------|------------------------|
|     | 620046317   |           | 2595181        | Cornelius | RETAINER, FLOW CONTROL BODY GRAPPA | FOR ABS 2.0 / IDC RED       | EA | PART                 | <input checked="" type="checkbox"/> | Non-Stocked, Lead Time |
|     | 620046334   |           | 1033276        | Cornelius | RETAINER, INSTALL, SUPER SEAL      | FOR ABS (?)                 | EA | PART                 | <input checked="" type="checkbox"/> | Non-Stocked, Lead Time |
|     | 620046335   |           | 1038076        | Cornelius | RETAINER, SYRUP MODULE             | FOR ED150/175/ED2XX/300     | EA | PART                 | <input checked="" type="checkbox"/> | Non-Stocked, Lead Time |
|    | 620046352   |           | 2619560        | Cornelius | RETAINER, BRIX VALVE, PCL          | FOR PINNACLE 2-4            | EA | PART                 | <input checked="" type="checkbox"/> | Non-Stocked, Lead Time |
|     | 620046356   |           | 2512162        | Cornelius | RETAINER, BODY, FLOW CONTROL       | FOR SFV1 VALVE              | EA | PART                 | <input checked="" type="checkbox"/> | Non-Stocked, Lead Time |
|     | 620046382   |           | 2538195        | Cornelius | RETAINER TFI FITTINGS,             | FOR IDC2XX / IDC255 PFG     | EA | PART                 | <input checked="" type="checkbox"/> | Non-Stocked, Lead Time |
|    | 620046410   | 620046410 | 2520610        | Cornelius | GENERIC GRAPHIC TALL               | FOR VIPER E3                | EA | Merchandiser Graphic | <input type="checkbox"/>            |                        |
|   | 620046477   | 620046477 | 2508535        | Cornelius | GENERIC GRAPHIC TALL               | FOR VIPER E4                | EA | Merchandiser Graphic | <input type="checkbox"/>            |                        |
|  | 620046515   |           | 2506460        | Cornelius | HARNESS, THERMISTOR                | FOR VIPER ELITE 4 / VIPER 4 | EA | Wire Harness         | <input checked="" type="checkbox"/> | Non-Stocked, Lead Time |
|   | 620046516   |           | 2506461        | Cornelius | HARNESS, LIMIT SWITCH              | FOR VIPER ELITE 4 / VIPER 4 | EA | Wire Harness         | <input checked="" type="checkbox"/> | Non-Stocked, Lead Time |

| Picture  | Vendor Item | GIS Item  | Alternate Item | Vendor    | Item Description 01                   | Item Description 02              | UM | Classification     | NS                                  |                        |
|--|-------------|-----------|----------------|-----------|---------------------------------------|----------------------------------|----|--------------------|-------------------------------------|------------------------|
|    | 620046517   |           | 2506462        | Cornelius | HARNESS, LV AC OUTPUT                 | FOR VIPER ELITE 4 / VIPER 4      | EA | Wire Harness       | <input checked="" type="checkbox"/> | Non-Stocked, Lead Time |
|    | 620046520   |           | 2561031        | Cornelius | BRACKET, HINGE, RH, TOP               | FOR VIPER 4 CART                 | EA | PART               | <input checked="" type="checkbox"/> | Non-Stocked, Lead Time |
|    | 620046533X  |           | 2504235        | Cornelius | PANEL DOOR KIT, LH                    | FOR VIPER 4 CART                 | EA | PART               | <input checked="" type="checkbox"/> | Non-Stocked, Lead Time |
|    | 620046535   | 620046535 | 2506469        | Cornelius | HARNESS MAIN MOTOR                    | FOR VIPER ELITE 4 / VIPER 4      | EA | Wire Harness       | <input type="checkbox"/>            |                        |
|    | 620046556   | 620046556 | 2527088        | Cornelius | VIPER 4 CART                          | FOR VIPER ELITE 4                | EA | Accessory, General | <input type="checkbox"/>            |                        |
|    | 620046557   |           | 2616209        | Cornelius | GASKET, RED, EXTRUDED, SILICONE, 1FT  | W/ ADHESIVE BACKING, FOR ABS 2.0 | EA | PART               | <input checked="" type="checkbox"/> | Non-Stocked, Lead Time |
|   | 620046566X  |           | 2504819        | Cornelius | PANEL DOOR KIT, RH                    | FOR VIPER 4 CART                 | EA | PART               | <input checked="" type="checkbox"/> | Non-Stocked, Lead Time |
|  | 620046594   |           | 2616846        | Cornelius | TUBE ASSEMBLY, CO2 VENTING, 2 FL      | FOR VIPER ELITE 2                | EA | PART               | <input checked="" type="checkbox"/> | Non-Stocked, Lead Time |
|  | 620046634   |           | 2615291        | Cornelius | STIFFENER, UPPER, MERCHANDISER        | FOR FLAVORFUSION                 | EA | PART               | <input checked="" type="checkbox"/> | Non-Stocked, Lead Time |
|  | 620046652   |           | 2582803        | Cornelius | PANEL, SPLASH, BACK, 4-FLV VIPER ICEE | FOR VIPER ELITE 4                | EA | Splash Panel       | <input checked="" type="checkbox"/> | Non-Stocked, Lead Time |

| Picture  | Vendor Item | GIS Item | Alternate Item | Vendor    | Item Description 01                       | Item Description 02                     | UM | Classification | NS                                  |                           |
|--|-------------|----------|----------------|-----------|---|---|----|----------------|-------------------------------------|---------------------------|
|    | 620046723   |          | 1043798        | Cornelius | STRAW HOLDER                              | FOR IDC255 PFG                          | EA | PART           | <input checked="" type="checkbox"/> | Non-Stocked,<br>Lead Time |
|    | 620046761   |          | 2554983        | Cornelius | AIR FILTER,<br>ALUMINUM MESH,<br>9" X 15" |   | EA | Air Filter     | <input checked="" type="checkbox"/> | Non-Stocked,<br>Lead Time |
|    | 620046770   |          | 2616853        | Cornelius | DIFFUSER,<br>MERCHANDISER,<br>SHORT       | FOR VIPER ELITE 2                       | EA | PART           | <input checked="" type="checkbox"/> | Non-Stocked,<br>Lead Time |
|    | 620046771   |          | 2506721        | Cornelius | HINGE FOR SHORT<br>MERCHANDISER           | FOR VIPER E2-3-4                        | EA | PART           | <input checked="" type="checkbox"/> | Non-Stocked,<br>Lead Time |
|    | 620046772   |          | 2549039        | Cornelius | LENS, GRAPHIC<br>MERCHANDISER,<br>SHORT   | FOR VIPER ELITE 2                       | EA | PART           | <input checked="" type="checkbox"/> | Non-Stocked,<br>Lead Time |
|    | 620046773X  |          | 2506582        | Cornelius | MERCHANDISER<br>ASSEMBLY, SHORT           | FOR VIPER ELITE 2                       | EA | Merchandiser   | <input checked="" type="checkbox"/> | Non-Stocked,<br>Lead Time |
|   | 620046775   |          | 2616856        | Cornelius | MERCHANDISER<br>BOX, SHORT                | FOR VIPER ELITE 2                       | EA | Merchandiser   | <input checked="" type="checkbox"/> | Non-Stocked,<br>Lead Time |
|  | 620046779   |          | 2507604        | Cornelius | BRACKET, TOP,<br>SHORT<br>MERCHANDISER    | FOR VIPER ELITE 3-4                     | EA | PART           | <input checked="" type="checkbox"/> | Non-Stocked,<br>Lead Time |
|  | 620046798   |          | 2565793        | Cornelius | BUSHING HINGE<br>NYLON                    | FOR IDC255 PFG                          | EA | PART           | <input checked="" type="checkbox"/> | Non-Stocked,<br>Lead Time |
|  | 620047111   |          | 2528199        | Cornelius | PUSH BAR<br>ASSEMBLY, ICE<br>CHUTE        | FOR IDC2XX /<br>IDC255 PFG / FF /<br>CF | EA | PART           | <input checked="" type="checkbox"/> | Non-Stocked,<br>Lead Time |

| Picture  | Vendor Item       | GIS Item          | Alternate Item | Vendor    | Item Description 01                    | Item Description 02                         | UM | Classification | NS                                  |
|--|-------------------|-------------------|----------------|-----------|--|---|----|----------------|-------------------------------------|
|    | 620047118         | 620047118         | 1070151        | Cornelius | HEAT EXCHANGER                         | FOR QUEST NT<br>(OLD MODEL)                 | EA | PART           | <input type="checkbox"/>            |
|    | 620047145         |                   | 2618932        | Cornelius | LENS, GRAPHIC<br>MECHANDISER,<br>SHORT | FOR VIPER E3                                | EA | PART           | <input checked="" type="checkbox"/> |
|    | 620047146X        |                   | 2506719        | Cornelius | MERCHANDISER<br>ASSEMBLY, SHORT        | FOR VIPER E3                                | EA | Merchandiser   | <input checked="" type="checkbox"/> |
|   | 620047160-<br>100 |                   | 2513533        | Cornelius | Switch PCBA 4Ch<br>Analog Pressure     | FOR VIPER ELITE 3-<br>4 LOW OVERRUN         | EA | PART           | <input checked="" type="checkbox"/> |
|   | 620047160-<br>200 | 620047160-<br>200 | 2576555        | Cornelius | TRANSDUCER<br>BOARD                    | FOR VIPER ELITE 2-<br>3-4                   | EA | Control Board  | <input type="checkbox"/>            |
|    | 620047173         |                   | 2523548        | Cornelius | GRAPHIC, SHORT                         | FOR VIPER E3                                | EA | Graphic        | <input checked="" type="checkbox"/> |
|    | 620047178         |                   | 2528844        | Cornelius | GRAPHIC, SHORT                         | FOR VIPER E2                                | EA | Graphic        | <input checked="" type="checkbox"/> |
|  | 620047188         | 620047188         | 2512710        | Cornelius | SNAP-RING VIPER<br>VALVE               | FOR VIPER E2-3-4                            | EA | Hardware       | <input type="checkbox"/>            |
|  | 620047190         | 620047190         | 1069088        | Cornelius | FUSE HARNESS<br>BLUE                   | FOR QUEST<br>2000/4000/NT<br>(OLDER MODELS) | EA | Wire Harness   | <input type="checkbox"/>            |
|  | 620047323         |                   | 2504816        | Cornelius | GRAPHIC, SHORT                         | FOR VIPER E4                                | EA | Graphic        | <input checked="" type="checkbox"/> |

Non-Stocked,  
Lead Time

Non-Stocked,  
Lead Time

Non-Stocked,  
Lead Time

Non-Stocked,  
Lead Time



Non-Stocked,  
Lead Time

Non-Stocked,  
Lead Time

| Picture   | Vendor Item | GIS Item  | Alternate Item | Vendor    | Item Description 01                     | Item Description 02                         | UM | Classification | NS                                  |                           |
|---|-------------|-----------|----------------|-----------|---|---|----|----------------|-------------------------------------|---------------------------|
|     | 620047347   | 620047347 | 2505893        | Cornelius | VALVE REPAIR KIT,<br>SPH                | FOR VIPER E2-3-4                            | EA | PART           | <input type="checkbox"/>            |                           |
|     | 620047348   | 620047348 | 1070856        | Cornelius | FUSE HARNESS                            | FOR QUEST<br>2000/4000/NT<br>(OLDER MODELS) | EA | Wire Harness   | <input type="checkbox"/>            |                           |
|     | 620047350   |           | 2513529        | Cornelius | HARNESS,<br>PRESSURE SENSOR<br>3.0, 20" | FOR VIPER ELITE 2-<br>3-4                   | EA | Wire Harness   | <input checked="" type="checkbox"/> | Non-Stocked,<br>Lead Time |
|     | 620047351   |           | 2513532        | Cornelius | HARNESS 24V 36in                        | FOR VIPER ELITE 2-<br>3-4                   | EA | Wire Harness   | <input checked="" type="checkbox"/> | Non-Stocked,<br>Lead Time |
|    | 620047352   |           | 2513523        | Cornelius | SENSOR,<br>PRESSURE, 15 PSI             | FOR VIPER ELITE 3-<br>4 LOW OVERRUN         | EA | PART           | <input checked="" type="checkbox"/> | Non-Stocked,<br>Lead Time |
|     | 620047362X  |           | 2506560        | Cornelius | MERCHANDISER,<br>SHORT                  | FOR VIPER E4                                | EA | Merchandiser   | <input checked="" type="checkbox"/> | Non-Stocked,<br>Lead Time |
|     | 620047376   | 620047376 | 2505362        | Cornelius | HEAT EXCHANGER                          | FOR QUEST 2<br>(OLDER MODEL)                | EA | PART           | <input type="checkbox"/>            |                           |
|   | 620047428   | 620047428 | 2522904        | Cornelius | BRACKET, DRIP<br>TRAY, LEFT-HAND        | FOR QUEST E2-4                              | EA | PART           | <input type="checkbox"/>            |                           |
|   | 620047429   |           | 2522905        | Cornelius | BRACKET, DRIP<br>TRAY, RIGHT-HAND       | FOR QUEST E2-4                              | EA | PART           | <input checked="" type="checkbox"/> | Non-Stocked,<br>Lead Time |
|  | 620047436   |           | 2583265        | Cornelius | LABEL, WARNING,<br>SPIGOT               |   | EA | Label          | <input checked="" type="checkbox"/> | Non-Stocked,<br>Lead Time |

| Picture  | Vendor Item | GIS Item  | Alternate Item | Vendor    | Item Description 01              | Item Description 02                     | UM | Classification | NS                                  |                        |
|--|-------------|-----------|----------------|-----------|----------------------------------|---|----|----------------|-------------------------------------|------------------------|
|    | 620047449   |           | 2529479        | Cornelius | LENS, GRAPHIC MECHANDISER, SHORT | FOR VIPER ELITE 4 / VIPER 4             | EA | PART           | <input checked="" type="checkbox"/> | Non-Stocked, Lead Time |
|   | 620047456   | 620047456 | 2542775        | Cornelius | VALVE, DISPENSER, SPH            | FOR VIPER                               | EA | PART           | <input type="checkbox"/>            |                        |
|    | 620047462   |           | 2610586        | Cornelius | LABEL, CAUTION, BIN STAT INSTALL |   | EA | Label          | <input checked="" type="checkbox"/> | Non-Stocked, Lead Time |
|    | 620047484   |           | 2523623        | Cornelius | PANEL, TOP                       | FOR IMD300-30                           | EA | PART           | <input checked="" type="checkbox"/> | Non-Stocked, Lead Time |
|   | 620047485   |           | 2502206        | Cornelius | GEARMOTOR, AGITATOR ASSEMBLY     | FOR IMD300-30 / IMD600-30               | EA | Motor          | <input checked="" type="checkbox"/> | Non-Stocked, Lead Time |
|   | 620047489   |           | 2500607        | Cornelius | GAGE, VIPER ADAPTER SHAFT        | FOR VIPER                               | EA | TOOL           | <input checked="" type="checkbox"/> | Non-Stocked, Lead Time |
|   | 620047501   |           | 1006514        | Cornelius | ICE GUARD, TD150                 |   | EA | PART           | <input checked="" type="checkbox"/> | Non-Stocked, Lead Time |
|  | 620047512   | 620047512 | 1059915        | Cornelius | GUARD, FAN, W/ CLIPS             | FOR QUEST E2-4 / NITROPRO MINI          | EA | PART           | <input type="checkbox"/>            |                        |
|  | 620047654   |           | 2562622        | Cornelius | TRANSFORMER, 230V/60Hz/24V       | FOR QUEST ELITE 2-4                     | EA | Transformer    | <input checked="" type="checkbox"/> | Non-Stocked, Lead Time |
|  | 620047655   | 620047655 | 2521564        | Cornelius | TRANSFORMER                      | FOR QUEST E2-4 / FLAVOR FUSION / IDC255 | EA | Transformer    | <input type="checkbox"/>            |                        |



| Picture  | Vendor Item   | GIS Item      | Alternate Item | Vendor    | Item Description 01            | Item Description 02 | UM | Classification       | NS                                  |
|--|---------------|---------------|----------------|-----------|--------------------------------|---------------------|----|----------------------|-------------------------------------|
|   | 620047679-100 | 620047679-100 | 2523913        | Cornelius | BACKLIGHT LED                  | FOR QUEST E2-4      | EA | PART                 | <input type="checkbox"/>            |
|    | 620047684     |               | 2616852        | Cornelius | CAP, VINYL .437 ID WITH TETHER | FOR VIPER E2-3-4    | EA | PART                 | <input checked="" type="checkbox"/> |
|   | 620047694     |               | 2512712        | Cornelius | O-RING, SPH                    | FOR SPH VALVE       | EA | O-Ring               | <input checked="" type="checkbox"/> |
|    | 620047695     | 620047695     |                | Cornelius | VIPER 4 CART, RT 35"           | FOR VIPER ELITE 4   | EA | Accessory (Beverage) | <input type="checkbox"/>            |
|    | 620047744     |               | 2613851        | Cornelius | MERCHANDISER ASSEMBLY          | FOR QUEST E2        | EA | Merchandiser         | <input checked="" type="checkbox"/> |
|   | 620047745     |               | 2521565        | Cornelius | MERCHANDISER ASSEMBLY          | FOR QUEST E2        | EA | Merchandiser         | <input checked="" type="checkbox"/> |
|   | 620047747     | 620047747     | 2521215        | Cornelius | KEYLOCK ASSEMBLY               | FOR QUEST E2-4      | EA | PART                 | <input type="checkbox"/>            |
|  | 620047748     | 620047748     | 2523662        | Cornelius | LATCH, LOCK ASY                | FOR QUEST E2-4      | EA | PART                 | <input type="checkbox"/>            |
|  | 620047750     |               | 2521211        | Cornelius | OVERLAY, PORTION CONTROL       | FOR QUEST E2-4      | EA | PART                 | <input checked="" type="checkbox"/> |
|  | 620047751     |               | 2521212        | Cornelius | BEZEL, PUSH-BUTTON, MAROON     | FOR QUEST E2-4      | EA | PART                 | <input checked="" type="checkbox"/> |

Non-Stocked, Lead Time

Non-Stocked, Lead Time











Non-Stocked, Lead Time











Non-Stocked, Lead Time











Non-Stocked, Lead Time











Non-Stocked, Lead Time











| Picture  | Vendor Item  | GIS Item  | Alternate Item | Vendor    | Item Description 01                    | Item Description 02 | UM | Classification | NS                                  |                        |
|--|--------------|-----------|----------------|-----------|--|---------------------|----|----------------|-------------------------------------|------------------------|
|    | 620047753    | 620047753 | 2521210        | Cornelius | OVERLAY, PUSH-BUTTON                   | FOR QUEST E2-4      | EA | PART           | <input type="checkbox"/>            |                        |
|    | 620047754    |           | 2522906        | Cornelius | DOOR ASSEMBLY, FOAMED                  | FOR QUEST E2        | EA | PART           | <input checked="" type="checkbox"/> | Non-Stocked, Lead Time |
|   | 620047759    |           | 2521567        | Cornelius | SEAL, DOOR GASKET                      | FOR QUEST E2        | EA | PART           | <input checked="" type="checkbox"/> | Non-Stocked, Lead Time |
|   | 620047760    |           | 2521568        | Cornelius | LENS                                   | FOR QUEST E2        | EA | PART           | <input checked="" type="checkbox"/> | Non-Stocked, Lead Time |
|    | 620047761    |           | 2523914        | Cornelius | GRAPHIC, GENERIC                       | FOR QUEST E2        | EA | Graphic        | <input checked="" type="checkbox"/> | Non-Stocked, Lead Time |
|    | 620047761-05 |           | 2530558        | Cornelius | GRAPHIC, MERCHANDISER, JUICE TYME      | FOR QUEST E2        | EA | Graphic        | <input checked="" type="checkbox"/> | Non-Stocked, Lead Time |
|   | 620047761-23 |           | 2614195        | Cornelius | GRAPHIC, MERCHANDISER, McDONALDS JUICE | FOR QUEST E2        | EA | Graphic        | <input checked="" type="checkbox"/> | Non-Stocked, Lead Time |
|  | 620047761-26 |           | 2574326        | Cornelius | GRAPHIC, MERCHANDISER, MINUTE MAID     | FOR QUEST E2 EUROPE | EA | Graphic        | <input checked="" type="checkbox"/> | Non-Stocked, Lead Time |
|  | 620047761-31 |           | 2545519        | Cornelius | GRAPHIC, MERCHANDISER, DOLE            | FOR QUEST E2        | EA | Graphic        | <input checked="" type="checkbox"/> | Non-Stocked, Lead Time |
|  | 620047763    |           |                | Cornelius | MERCHANDISER ASSEMBLY                  | FOR QUEST E4        | EA | Merchandiser   | <input checked="" type="checkbox"/> | Non-Stocked, Lead Time |











| Picture   | Vendor Item  | GIS Item  | Alternate Item | Vendor    | Item Description 01               | Item Description 02 | UM | Classification | NS   |
|---|--------------|-----------|----------------|-----------|-----------------------------------|---------------------|----|----------------|--|
|    | 620047764    | 620047764 | 2523912        | Cornelius | MERCHANDISER                      | FOR QUEST E4        | EA | Merchandiser   | <input type="checkbox"/>                                   |
|     | 620047767    |           | 2521214        | Cornelius | SEAL, DOOR GASKET                 | FOR QUEST E4        | EA | PART           | <input checked="" type="checkbox"/> Non-Stocked, Lead Time |
|     | 620047768    |           | 2521217        | Cornelius | LENS                              | FOR QUEST E4        | EA | PART           | <input checked="" type="checkbox"/> Non-Stocked, Lead Time |
|     | 620047769    |           | 2521216        | Cornelius | GRAPHIC, GENERIC                  | FOR QUEST E4        | EA | Graphic        | <input checked="" type="checkbox"/> Non-Stocked, Lead Time |
|     | 620047769-05 |           | 2530559        | Cornelius | GRAPHIC, MERCHANDISER, JUICE TYME | FOR QUEST E4        | EA | Graphic        | <input checked="" type="checkbox"/> Non-Stocked, Lead Time |
|     | 620047769-31 |           | 2570189        | Cornelius | GRAPHIC, MERCHANDISER, DOLE       | FOR QUEST E4        | EA | Graphic        | <input checked="" type="checkbox"/> Non-Stocked, Lead Time |
|    | 620047769-33 |           | 2572829        | Cornelius | GRAPHIC, MERCHANDISER LEMONX      | FOR QUEST E4        | EA | Graphic        | <input checked="" type="checkbox"/> Non-Stocked, Lead Time |
|   | 620047775    |           | 2544592        | Cornelius | BRACKET, HINGE                    | FOR QUEST E2-4      | EA | PART           | <input checked="" type="checkbox"/> Non-Stocked, Lead Time |
|  | 620047782    | 620047782 | 2526881        | Cornelius | DOOR LATCH PIN                    | FOR QUEST E2-4      | EA | PART           | <input type="checkbox"/>                                   |
|  | 620047805    |           | 1044425        | Cornelius | DUCT, WIREWAY                     | FOR ABS 1.0         | EA | PART           | <input checked="" type="checkbox"/> Non-Stocked, Lead Time |

| Picture   | Vendor Item | GIS Item  | Alternate Item | Vendor    | Item Description 01               | Item Description 02            | UM | Classification | NS                                  |                        |
|---|-------------|-----------|----------------|-----------|-----------------------------------|--------------------------------|----|----------------|-------------------------------------|------------------------|
|     | 620047891   | 620047891 | 2521569        | Cornelius | WATER SOLENOID VALVE              | FOR QUEST E2 (R290)            | EA | PART           | <input type="checkbox"/>            |                        |
|     | 620047943   | 620047943 | 2521571        | Cornelius | WIRING HARNESS, DOOR              | FOR QUEST E2                   | EA | Wire Harness   | <input type="checkbox"/>            |                        |
|    | 620047945   |           | 2619068        | Cornelius | SCREW, SHOULDER 8-32 1/8 X 3/16in | FOR CARMA 250                  | EA | Hardware       | <input type="checkbox"/>            |                        |
|    | 620047968   |           | 2521213        | Cornelius | BEZEL, PORTION CONTROL, MAROON    | FOR QUEST E2-4                 | EA | PART           | <input checked="" type="checkbox"/> | Non-Stocked, Lead Time |
|    | 620047969   | 620047969 | 2532819        | Cornelius | HINGE TOP COVER                   | FOR QUEST E2-4 / NITROPRO MINI | EA | PART           | <input type="checkbox"/>            |                        |
|     | 620047970   |           | 2521482        | Cornelius | TRIM, BOTTOM W/ INSERT            | FOR QUEST E2                   | EA | PART           | <input checked="" type="checkbox"/> | Non-Stocked, Lead Time |
|    | 620047971   |           | 2521483        | Cornelius | TRIM, BOTTOM W/ INSERT            | FOR QUEST E4                   | EA | PART           | <input checked="" type="checkbox"/> | Non-Stocked, Lead Time |
|  | 620047992   |           | 2506501        | Cornelius | TRANSFORMER, 75KVA                | BB, 230V, 10 B, TO 31A         | EA | Transformer    | <input checked="" type="checkbox"/> | Non-Stocked, Lead Time |
|  | 620048010   |           | 2553894        | Cornelius | SWITCH, THERMAL CUT OFF, 120F     | FOR VIPER 3 (?)                | EA | PART           | <input checked="" type="checkbox"/> | Non-Stocked, Lead Time |
|   | 620048012   |           | 2541496        | Cornelius | DRIP TRAY AND INSERT ASSEMBLY     | FOR IDC2XX                     | EA | Drip Tray      | <input checked="" type="checkbox"/> | Non-Stocked, Lead Time |

| Picture  | Vendor Item | GIS Item  | Alternate Item | Vendor    | Item Description 01                  | Item Description 02             | UM | Classification   | NS                                  |                        |
|--|-------------|-----------|----------------|-----------|--------------------------------------|---------------------------------|----|------------------|-------------------------------------|------------------------|
|    | 620048013   |           | 2615824        | Cornelius | DRIP TRAY AND INSERT ASSEMBLY        | FOR IDC255                      | EA | Drip Tray        | <input checked="" type="checkbox"/> | Non-Stocked, Lead Time |
|   | 620048016   |           | 2513526        | Cornelius | FITTING, A, SS, ORIFICE, .016 ID, SS | FOR VIPER ELITE 3-4             | EA | Fitting, General | <input checked="" type="checkbox"/> | Non-Stocked, Lead Time |
|   | 620048036   |           | 2597832        | Cornelius | SCREW, MACHINE, 08-32 FhMs 16 SS     | FOR VIPER ELITE 4               | EA | Hardware         | <input checked="" type="checkbox"/> | Non-Stocked, Lead Time |
|    | 620048073   |           | 2513527        | Cornelius | VALVE, 24VAC, CO2 PWM                | FOR VIPER ELITE 3-4 LOW OVERRUN | EA | PART             | <input checked="" type="checkbox"/> | Non-Stocked, Lead Time |
|    | 620048092   | 620048092 | 2506542        | Cornelius | CAPACITOR, START, ED GEARMOTOR       | FOR ED2XX / CARMA 250           | EA | PART             | <input type="checkbox"/>            |                        |
|    | 620048117   |           | 1022294        | Cornelius | PANEL, SIDE, LH, BLACK               | FOR MILLENNIUM II 4-6           | EA | PART             | <input checked="" type="checkbox"/> | Non-Stocked, Lead Time |
|   | 620048118   |           | 1022295        | Cornelius | PANEL, SIDE, RH, BLACK               | FOR MILLENNIUM II 4-6           | EA | PART             | <input checked="" type="checkbox"/> | Non-Stocked, Lead Time |
|  | 620048132   |           | 1032425        | Cornelius | PANEL, TOUCH, ASSEMBLY, 6-FLAVOR     | FOR MILLENNIUM II 6000          | EA | PART             | <input checked="" type="checkbox"/> | Non-Stocked, Lead Time |
|  | 620048197   |           | 1030911        | Cornelius | PANEL, LOWER, ASSEMBLY, Z FLEX       | FOR ED-DF150                    | EA | Splash Panel     | <input checked="" type="checkbox"/> | Non-Stocked, Lead Time |
|  | 620048199   |           | 1030914        | Cornelius | PANEL, LOWER, ASSEMBLY, Z            | FOR ED-DF2XX                    | EA | Splash Panel     | <input checked="" type="checkbox"/> | Non-Stocked, Lead Time |

| Picture  | Vendor Item | GIS Item | Alternate Item | Vendor    | Item Description 01                         | Item Description 02              | UM | Classification | NS                                  |                           |
|--|-------------|----------|----------------|-----------|---|----------------------------------|----|----------------|-------------------------------------|---------------------------|
|    | 620048343   |          | 2541052        | Cornelius | TOP PANEL, SS,<br>TALL                      | FOR VIPER E3                     | EA | PART           | <input checked="" type="checkbox"/> | Non-Stocked,<br>Lead Time |
|    | 620048345   |          | 2513531        | Cornelius | LENS, GRAPHIC<br>MERCHANDISER,<br>SHORT, TB | FOR VIPER ELITE 3<br>LOW OVERRUN | EA | PART           | <input checked="" type="checkbox"/> | Non-Stocked,<br>Lead Time |
|    | 620048346   |          | 2515297        | Cornelius | MERCHANDISER<br>ASSEMBLY, SHORT             | FOR VIPER E3                     | EA | Merchandiser   | <input checked="" type="checkbox"/> | Non-Stocked,<br>Lead Time |
|    | 620048357   |          | 2569660        | Cornelius | BOARD, POWER<br>SUPPLY                      |                                  | EA | PART           | <input checked="" type="checkbox"/> | Non-Stocked,<br>Lead Time |
|    | 620048365   |          | 2513522        | Cornelius | DOOR, FREEZE<br>CYCLE KIT,<br>MOTORMAN      | FACE PLATE<br>ASSEMBLY           | EA | PART           | <input checked="" type="checkbox"/> | Non-Stocked,<br>Lead Time |
|    | 620048366   |          | 2513525        | Cornelius | VALVE, DISPENSER,<br>MOTORMAN               | NO SPRING                        | EA | PART           | <input checked="" type="checkbox"/> | Non-Stocked,<br>Lead Time |
|   | 620048370   |          | 2615065        | Cornelius | HOUSING,<br>MEMBRANE,<br>KEYPAD, ADA        | FOR COLD FUSION                  | EA | PART           | <input checked="" type="checkbox"/> | Non-Stocked,<br>Lead Time |
|  | 620048380   |          | 2521582        | Cornelius | HARNES, KEYPAD<br>TO E-BOARD AND            | MEMBRANE PAD<br>TRANSITION, ADA  | EA | Wire Harness   | <input checked="" type="checkbox"/> | Non-Stocked,<br>Lead Time |
|  | 620048431   |          | 2618820        | Cornelius | TRAY ASSEMBLY,<br>LIDDING W/ SINK           | FOR ABS 1.0                      | EA | PART           | <input checked="" type="checkbox"/> | Non-Stocked,<br>Lead Time |
|  | 620048449   |          | 1059911        | Cornelius | DRIP TRAY                                   | FOR VIPER E2                     | EA | Drip Tray      | <input checked="" type="checkbox"/> | Non-Stocked,<br>Lead Time |

| Picture   | Vendor Item | GIS Item  | Alternate Item | Vendor    | Item Description 01                       | Item Description 02                            | UM | Classification   | NS                                  |                           |
|---|-------------|-----------|----------------|-----------|---|--|----|------------------|-------------------------------------|---------------------------|
|     | 620048621   |           | 1043554        | Cornelius | CUP REST,<br>PLATFORM TRAY                | FOR ABS 1.0                                    | EA | Cup Rest         | <input checked="" type="checkbox"/> | Non-Stocked,<br>Lead Time |
|     | 620048646   |           | 2617741        | Cornelius | COIL, WATER,<br>ASSEMBLY W/ BAR           | FOR QUEST 2 (?)                                | EA | Coil             | <input checked="" type="checkbox"/> | Non-Stocked,<br>Lead Time |
|     | 620048648   |           | 2521484        | Cornelius | PANEL, GUARD,<br>SPLASH                   | FOR QUEST E2 /<br>NITROPRO MINI                | EA | Splash Panel     | <input checked="" type="checkbox"/> | Non-Stocked,<br>Lead Time |
|    | 620048659   |           | 2523915        | Cornelius | FITTING, A, BR,<br>1/4" FPT X 3/8" MFL    | FOR QUEST E2-4                                 | EA | Fitting, General | <input checked="" type="checkbox"/> | Non-Stocked,<br>Lead Time |
|     | 620048667   |           | 2513524        | Cornelius | DOOR, FREEZE<br>CYLINDER,<br>MOTORMAN     | FOR VIPER 2-3-4 /<br>VIPER E3-4 LOW<br>OVERRUN | EA | PART             | <input checked="" type="checkbox"/> | Non-Stocked,<br>Lead Time |
|     | 620048672X  |           | 2571026        | Cornelius | TOP PANEL FOR<br>TALL<br>MERCHANDISER     | FOR VIPER E4                                   | EA | PART             | <input checked="" type="checkbox"/> | Non-Stocked,<br>Lead Time |
|   | 620048706   | 620048706 | 1041869        | Cornelius | GATE SLIDE                                | FOR<br>FF/FO/IDC2XX/IDC<br>PRO/IDC255PFG       | EA | PART             | <input type="checkbox"/>            |                           |
|   | 620048712   |           | 1043797        | Cornelius | GATE SLIDE<br>ASSEMBLY,<br>JORDON PROGATE | FOR IDC255PFG /<br>ABS 2.0                     | EA | PART             | <input checked="" type="checkbox"/> | Non-Stocked,<br>Lead Time |
|   | 620048868X  |           | 2504820        | Cornelius | DOOR ASSEMBLY<br>KIT                      | FOR VIPER 3 CART                               | EA | PART             | <input checked="" type="checkbox"/> | Non-Stocked,<br>Lead Time |
|  | 620048886   |           | 2615059        | Cornelius | GASKET,<br>MEMBRANE,<br>KEYPAD, ADA       |  | EA | PART             | <input checked="" type="checkbox"/> | Non-Stocked,<br>Lead Time |

| Picture  | Vendor Item | GIS Item  | Alternate Item | Vendor    | Item Description 01                 | Item Description 02          | UM | Classification | NS                                  |
|--|-------------|-----------|----------------|-----------|-------------------------------------|------------------------------|----|----------------|-------------------------------------|
|    | 620048898   | 620048898 | 2521490        | Cornelius | TOP PANEL W/ CUT,                   | FOR QUEST E2 / NITROPRO MINI | EA | PART           | <input type="checkbox"/>            |
|   | 620048917   |           | 2522907        | Cornelius | DOOR ASSEMBLY, FOAMED               | FOR QUEST E4                 | EA | PART           | <input checked="" type="checkbox"/> |
|    | 620048929   |           | 2576569        | Cornelius | COIL, WATER                         | FOR QUEST E4 (R290)          | EA | Coil           | <input checked="" type="checkbox"/> |
|    | 620048953   | 620048953 | 2521208        | Cornelius | WIRING HARNESS, DOOR                | FOR QUEST E4                 | EA | Wire Harness   | <input type="checkbox"/>            |
|    | 620048959   |           | 2521209        | Cornelius | HARNESS TO POWER CORD               | FOR QUEST E2-4               | EA | Wire Harness   | <input checked="" type="checkbox"/> |
|    | 620048960   | 620048960 | 2521489        | Cornelius | TOP PANEL W/ CUT                    | FOR QUEST E4                 | EA | PART           | <input type="checkbox"/>            |
|   | 620048997   |           | 2578753        | Cornelius | TUBING, TYGON, 1/4" ID, WATER, 600" |                              | EA | PART           | <input checked="" type="checkbox"/> |
|  | 620049021   | 620049021 | 2521485        | Cornelius | PANEL, GUARD, SPLASH                | FOR QUEST E4                 | EA | Splash Panel   | <input type="checkbox"/>            |
|  | 620049032   |           | 2578613        | Cornelius | BRACKET, SPLASH, TANK               | FOR QUEST E4                 | EA | PART           | <input checked="" type="checkbox"/> |
|  | 620049051   | 620049051 | 2523846        | Cornelius | PEPSI DECAL KIT                     | FOR FLAVORFUSION ADA         | EA | Decal          | <input type="checkbox"/>            |

Non-Stocked, Lead Time











Non-Stocked, Lead Time











Non-Stocked, Lead Time

Non-Stocked, Lead Time

Non-Stocked, Lead Time



| Picture  | Vendor Item | GIS Item  | Alternate Item | Vendor    | Item Description 01                       | Item Description 02          | UM | Classification | NS                                  |                           |
|--|-------------|-----------|----------------|-----------|---|------------------------------|----|----------------|-------------------------------------|---------------------------|
|   | 620049058   |           | 2513528        | Cornelius | REGULATOR, CO2,<br>S, 1X30 3 1/4 FL       |                              | EA | Regulator      | <input checked="" type="checkbox"/> | Non-Stocked,<br>Lead Time |
|   | 620049092   |           | 2523660        | Cornelius | TANK, FOAMED                              | FOR QUEST E2                 | EA | PART           | <input checked="" type="checkbox"/> | Non-Stocked,<br>Lead Time |
|    | 620049093   | 620049093 | 2535889        | Cornelius | WATER BATH<br>TANK, FOAMED                | FOR QUEST E4                 | EA | PART           | <input type="checkbox"/>            |                           |
|    | 620049097   |           | 2530633        | Cornelius | LABEL, TRIANGLE,<br>NOZZLE<br>INDICATOR,  | FOR QUEST E2-4               | EA | PART           | <input checked="" type="checkbox"/> | Non-Stocked,<br>Lead Time |
|    | 620049112   |           | 1022326        | Cornelius | BRACKET, AUGER<br>MOTOR                   | FOR IP150                    | EA | PART           | <input checked="" type="checkbox"/> | Non-Stocked,<br>Lead Time |
|    | 620049134   |           | 2613428        | Cornelius | BRACKET, CUP<br>GRABBER FINGER,<br>RH     | FOR ABS 1.0                  | EA | PART           | <input checked="" type="checkbox"/> | Non-Stocked,<br>Lead Time |
|   | 620049135   |           | 2613429        | Cornelius | BRACKET, CUP<br>GRABBER FINGER,<br>LH     | FOR ABS 1.0                  | EA | PART           | <input checked="" type="checkbox"/> | Non-Stocked,<br>Lead Time |
|  | 620049320   |           | 2523661        | Cornelius | HARNES,<br>COMBINED<br>COMPRESSOR         | CONDENSER, FOR<br>QUEST E2-4 | EA | Wire Harness   | <input checked="" type="checkbox"/> | Non-Stocked,<br>Lead Time |
|  | 620049560   |           | 1017717        | Cornelius | GROMMET,<br>COMPRESSOR<br>MOUNTING, .44id | FOR QUEST ELITE 2-<br>4      | EA | PART           | <input checked="" type="checkbox"/> | Non-Stocked,<br>Lead Time |
|  | 620049562   |           |                | Cornelius | COIL, WATER                               | FOR QUEST E4                 | EA | Coil           | <input checked="" type="checkbox"/> | Non-Stocked,<br>Lead Time |

| Picture  | Vendor Item | GIS Item | Alternate Item | Vendor    | Item Description 01                       | Item Description 02 | UM | Classification | NS                                  |                           |
|--|-------------|----------|----------------|-----------|---|---------------------|----|----------------|-------------------------------------|---------------------------|
|    | 620049563   |          | 2558651        | Cornelius | COIL,<br>REFRIGERATION                    | FOR QUEST E2        | EA | Coil           | <input checked="" type="checkbox"/> | Non-Stocked,<br>Lead Time |
|    | 620049564   |          | 2524923        | Cornelius | COIL,<br>REFRIGERATION                    | FOR QUEST E4        | EA | Coil           | <input checked="" type="checkbox"/> | Non-Stocked,<br>Lead Time |
|    | 620049566   |          | 2537380        | Cornelius | WASHER, HINGE<br>BOTTON                   | FOR QUEST E2-4      | EA | Hardware       | <input checked="" type="checkbox"/> | Non-Stocked,<br>Lead Time |
|   | 620049598   |          | 2556764        | Cornelius | BACK PANEL,<br>BLACK TOP,<br>BLOCKED      | FOR JS7             | EA | PART           | <input checked="" type="checkbox"/> | Non-Stocked,<br>Lead Time |
|   | 620049621   |          | 2614602        | Cornelius | MERCHANDISER<br>BOX, TALL                 | FOR VIPER E2        | EA | Merchandiser   | <input checked="" type="checkbox"/> | Non-Stocked,<br>Lead Time |
|    | 620049702   |          | 2612703        | Cornelius | SCRAPER, FOAM,<br>DRIP TRAY               | FOR ABS 1.0         | EA | PART           | <input checked="" type="checkbox"/> | Non-Stocked,<br>Lead Time |
|  | 620049728   |          | 2618337        | Cornelius | SENSOR,<br>MAGNETIC, SPDT<br>HAMLIN       | FOR ABS 1.0         | EA | PART           | <input checked="" type="checkbox"/> | Non-Stocked,<br>Lead Time |
|  | 620049729   |          | 2618338        | Cornelius | HARNESS, ABS LID<br>SWITCH TO SS<br>RELAY | FOR ABS 1.0         | EA | Wire Harness   | <input checked="" type="checkbox"/> | Non-Stocked,<br>Lead Time |
|  | 620049730   |          | 2618343        | Cornelius | JUMPER, GRAY,<br>ABS POWER TO SS<br>RELAY | FOR ABS 1.0         | EA | Wire Harness   | <input checked="" type="checkbox"/> | Non-Stocked,<br>Lead Time |
|  | 620049733   |          | 2618342        | Cornelius | BRACKET, SENSOR,<br>ABS LID SWITCH        | FOR ABS 1.0         | EA | PART           | <input checked="" type="checkbox"/> | Non-Stocked,<br>Lead Time |

| Picture   | Vendor Item | GIS Item  | Alternate Item | Vendor    | Item Description 01              | Item Description 02          | UM | Classification | NS                                  |                        |
|---|-------------|-----------|----------------|-----------|----------------------------------|------------------------------|----|----------------|-------------------------------------|------------------------|
|    | 620049734   |           | 2618341        | Cornelius | BRACKET, ALARM, ABS LID SWITCH   | FOR ABS 1.0                  | EA | PART           | <input checked="" type="checkbox"/> | Non-Stocked, Lead Time |
|     | 620049766X  |           |                | Cornelius | TOP PANEL, SS, SHORT             | FOR VIPER E2                 | EA | PART           | <input checked="" type="checkbox"/> | Non-Stocked, Lead Time |
|     | 620049768S  |           | 2537734        | Cornelius | TOP PANEL, SS, SHORT             | FOR VIPER E3                 | EA | PART           | <input checked="" type="checkbox"/> | Non-Stocked, Lead Time |
|     | 620049770S  |           | 2530761        | Cornelius | TOP PANEL FOR SHORT MERCHANDISER | FOR VIPER E4                 | EA | PART           | <input checked="" type="checkbox"/> | Non-Stocked, Lead Time |
|     | 620049806   | 620049806 | 1059688        | Cornelius | SCRAPER BLADE                    | FOR VIPER E2-3-4             | EA | PART           | <input type="checkbox"/>            |                        |
|     | 620049820   |           | 2515068        | Cornelius | BRACKET SUPPORT, LEFT            |                              | EA | PART           | <input checked="" type="checkbox"/> | Non-Stocked, Lead Time |
|    | 620049821   |           | 2515069        | Cornelius | BRACKET SUPPORT, RIGHT           |                              | EA | PART           | <input checked="" type="checkbox"/> | Non-Stocked, Lead Time |
|  | 620049842   |           | 2589669        | Cornelius | CABINET ASSEMBLY, MODIFIED DRAIN | FOR QUEST E2                 | EA | PART           | <input checked="" type="checkbox"/> | Non-Stocked, Lead Time |
|   | 620049843   | 620049843 | 2577478        | Cornelius | CABINET ASSEMBLY, MODIFIED DRAIN | FOR QUEST E4                 | EA | PART           | <input type="checkbox"/>            |                        |
|   | 620049855   | 620049855 | 2521486        | Cornelius | DRIP TRAY, BLACK W/ TEXTURE      | FOR QUEST E2 / NITROPRO MINI | EA | Drip Tray      | <input type="checkbox"/>            |                        |

| Picture  | Vendor Item   | GIS Item      | Alternate Item | Vendor    | Item Description 01                | Item Description 02             | UM | Classification   | NS                                  |
|--|---------------|---------------|----------------|-----------|------------------------------------|---------------------------------|----|------------------|-------------------------------------|
|    | 620049856     | 620049856     | 2521487        | Cornelius | DRIP TRAY, BLACK W/ TEXTURE        | FOR QUEST E4                    | EA | Drip Tray        | <input type="checkbox"/>            |
|    | 620049857     | 620049857     | 2524924        | Cornelius | FITTING, L, NY, 1/4" FPT X 3/8" Bb | FOR QUEST E2-4                  | EA | Fitting, General | <input type="checkbox"/>            |
|   | 620049958     |               | 2569414        | Cornelius | CONN, POWER ENTRY MODULE FILTER    | FOR ED175 REFRESH               | EA | PART             | <input checked="" type="checkbox"/> |
|    | 620049959-001 | 620049959-001 | 2554755        | Cornelius | POWER CORD 120V/60HZ               | FOR QUEST E2-4 / ABS 2.0        | EA | PART             | <input type="checkbox"/>            |
|   | 620049959-013 |               | 2587052        | Cornelius | POWER CORD, IEC60320-C13, 12 Ft    | FOR SPIRE 5.0                   | EA | PART             | <input checked="" type="checkbox"/> |
|    | 620050102     |               | 1041332        | Cornelius | GASKET, EXTRUDED W/ ADHESIVE       |                                 | EA | PART             | <input checked="" type="checkbox"/> |
|  | 620050223     |               | 2567119        | Cornelius | GASKET, LOWER, MEMBRANE KEYSWITCH  | FOR FLAVORFUSION                | EA | PART             | <input checked="" type="checkbox"/> |
|  | 620050388     | 620050388     | 2593758        | Cornelius | BRACE, LONG ICEMAKER ADAPT KIT     | FOR FLAVORFUSION / IDC PRO 255  | EA | PART             | <input type="checkbox"/>            |
|  | 620050389     | 620050389     | 2537913        | Cornelius | BRACE, FRONT, ICEMAKER ADAPT KIT   | FOR FLAVOR FUSION / IDC PRO 255 | EA | PART             | <input type="checkbox"/>            |
|  | 620050393     |               | 2556620        | Cornelius | SUPPORT, LID, ICEMAKER ADAPTER     |                                 | EA | PART             | <input checked="" type="checkbox"/> |

Non-Stocked, Lead Time

Non-Stocked, Lead Time

Non-Stocked, Lead Time

Non-Stocked, Lead Time

Non-Stocked, Lead Time










| Picture  | Vendor Item | GIS Item  | Alternate Item | Vendor    | Item Description 01                 | Item Description 02                  | UM | Classification | NS                                  |
|--|-------------|-----------|----------------|-----------|-------------------------------------|--------------------------------------|----|----------------|-------------------------------------|
|    | 620050427   | 620050427 | 2530884        | Cornelius | KEY, QUEST ELITE                    | FOR QUEST E2-4                       | EA | PART           | <input type="checkbox"/>            |
|    | 620050449   |           | 2578839        | Cornelius | PANEL ASSEMBLY, Z-STYLE, COSTCO     | FOR IDC255                           | EA | PART           | <input checked="" type="checkbox"/> |
|   | 620050574   | 620050574 | 1048097        | Cornelius | FRONT COVER SFV-GREY                | FOR CB2323 / IDC255 PFG / SFV1 VALVE | EA | PART           | <input type="checkbox"/>            |
|   | 620050575   | 620050575 | 1048098        | Cornelius | COVER, BACK, SFV1, GRAY             | FOR CB2323 / IDC255 PFG / SFV1 VALVE | EA | PART           | <input type="checkbox"/>            |
|   | 620050576   | 620050576 | 1048099        | Cornelius | COVER, FRONT, VALVE, UF1, W/ CUTOUT | GRAY. FOR SFV1 VALVE                 | EA | PART           | <input type="checkbox"/>            |
|    | 620050595   | 620050595 | 1038214        | Cornelius | SFV SOLENOID COVER RED              | FOR SFV1 VALVE                       | EA | PART           | <input type="checkbox"/>            |
|  | 620050605   | 620050605 | 1032788        | Cornelius | SPLASH PANEL                        | FOR ED150                            | EA | Splash Panel   | <input type="checkbox"/>            |
|  | 620050606   |           | 1030264        | Cornelius | PANEL, LOWER ASSEMBLY INS           | FOR ED175 FLEX                       | EA | Splash Panel   | <input checked="" type="checkbox"/> |
|  | 620050607   |           | 1032743        | Cornelius | PANEL, LOWER ASSEMBLY INS           | FOR ED2XX FLEX                       | EA | Splash Panel   | <input checked="" type="checkbox"/> |
|  | 620050608   |           | 1032090        | Cornelius | PANEL, LOWER ASSEMBLY INS           | FOR ED300 FLEX                       | EA | Splash Panel   | <input checked="" type="checkbox"/> |

Non-Stocked, Lead Time











Non-Stocked, Lead Time

Non-Stocked, Lead Time











Non-Stocked, Lead Time


| Picture   | Vendor Item | GIS Item  | Alternate Item | Vendor    | Item Description 01                  | Item Description 02           | UM | Classification | NS   |
|---|-------------|-----------|----------------|-----------|--------------------------------------|-------------------------------|----|----------------|--|
|     | 620050609   | 620050609 | 1041829        | Cornelius | PANEL, LOWER Z-STYLE INS             | FOR ED150 FLEX                | EA | Splash Panel   | <input type="checkbox"/>                                   |
|     | 620050610   |           | 1041371        | Cornelius | PANEL, LOWER Z-STYLE INS             | FOR ED175 FLEX                | EA | Splash Panel   | <input checked="" type="checkbox"/> Non-Stocked, Lead Time |
|     | 620050816   |           | 2548500        | Cornelius | DISPLAY, FLAVOR CARD                 | FOR VIPER E3                  | EA | PART           | <input checked="" type="checkbox"/> Non-Stocked, Lead Time |
|    | 620050923   |           | 2521488        | Cornelius | REAR PANEL                           | FOR QUEST E2 / NITROPRO MINI  | EA | PART           | <input checked="" type="checkbox"/> Non-Stocked, Lead Time |
|    | 620050924   | 620050924 | 2534060        | Cornelius | REAR PANEL                           | FOR QUEST E4                  | EA | PART           | <input type="checkbox"/>                                   |
|     | 620051142   |           | 2571220        | Cornelius | ADA PANEL KEY PAD ASSEMBLY, 8-BUTTON | FOR FLAVORFUSION ADA          | EA | PART           | <input checked="" type="checkbox"/> Non-Stocked, Lead Time |
|   | 620051184   |           | 2552717        | Cornelius | SCREW, 4 X 1/4" LONG, PHILLIPS HILO  | FOR ABS 2.0 PANEL BEZEL PLATE | EA | Hardware       | <input checked="" type="checkbox"/> Non-Stocked, Lead Time |
|   | 620051378   | 620051378 | 2518882        | Cornelius | VIPER FLAVOR CARD KIT (COCA-COLA)    | FOR VIPER ELITE 2-3-4         | EA | Flavor Card    | <input type="checkbox"/>                                   |
|   | 620051379   | 620051379 | 2518883        | Cornelius | VIPER FLAVOR CARD KIT (PEPSI)        | FOR VIPER ELITE 2-3-4         | EA | Flavor Card    | <input type="checkbox"/>                                   |
|  | 620051389   |           | 2615080        | Cornelius | SCREW 4 x 3/8 Lg PHILLIPS PAN        | FOR FLAVORFUSION              | EA | Hardware       | <input checked="" type="checkbox"/> Non-Stocked, Lead Time |


| Picture   | Vendor Item | GIS Item  | Alternate Item | Vendor    | Item Description 01                          | Item Description 02                    | UM | Classification | NS                                  |                           |
|---|-------------|-----------|----------------|-----------|--|--|----|----------------|-------------------------------------|---------------------------|
|    | 620051427   | 620051427 | 2614118        | Cornelius | SWITCH, ROCKER,<br>SEALED                    | FOR QUEST E2-4                         | EA | PART           | <input type="checkbox"/>            |                           |
|    | 620051502   |           | 1042616        | Cornelius | CLEVIS PIN, .250"<br>DIA X 2.75" LONG,<br>SS | FOR<br>FF/IDC2XX/IDC255P<br>FG/IDC PRO | EA | PART           | <input checked="" type="checkbox"/> | Non-Stocked,<br>Lead Time |
|    | 620051644   |           | 2619185        | Cornelius | SCREW, THREAD<br>FORMING, 6 SS 3/8"          |  | EA | Hardware       | <input checked="" type="checkbox"/> | Non-Stocked,<br>Lead Time |
|    | 620051657   |           | 2612114        | Cornelius | SHAFT, DRIVE,<br>BLACK, CERAMIC              | FOR VIPER (?)                          | EA | PART           | <input checked="" type="checkbox"/> | Non-Stocked,<br>Lead Time |
|     | 620051693   |           | 2617287        | Cornelius | LID, FRONT, CEC                              | FOR IDC255                             | EA | Lid            | <input checked="" type="checkbox"/> | Non-Stocked,<br>Lead Time |
|     | 620051694   |           | 2617289        | Cornelius | LID, REAR, CEC                               | FOR IDC255                             | EA | Lid            | <input checked="" type="checkbox"/> | Non-Stocked,<br>Lead Time |
|   | 620051695   |           | 2525440        | Cornelius | PIN, CLEVIS, SS,<br>3/16 X 3/4               |  | EA | PART           | <input checked="" type="checkbox"/> | Non-Stocked,<br>Lead Time |
|  | 620051696   |           | 2525441        | Cornelius | PIN, O, SS, .060 Thk<br>X 1 OD               |  | EA | PART           | <input checked="" type="checkbox"/> | Non-Stocked,<br>Lead Time |
|   | 620051891   |           | 2617288        | Cornelius | LABEL, WARNING,<br>TETHER LID                |  | EA | Label          | <input checked="" type="checkbox"/> | Non-Stocked,<br>Lead Time |
|  | 620051892   |           | 2525311        | Cornelius | CATCH, LANYARD,<br>SS, 6-INCHES              |  | EA | PART           | <input checked="" type="checkbox"/> | Non-Stocked,<br>Lead Time |










| Picture   | Vendor Item | GIS Item  | Alternate Item | Vendor    | Item Description 01                          | Item Description 02                       | UM | Classification | NS                                  |                           |
|---|-------------|-----------|----------------|-----------|--|---|----|----------------|-------------------------------------|---------------------------|
|    | 620051985   |           | 2525442        | Cornelius | PIN, CLEVIS, SS,<br>3/16 X 1/2               |   | EA | PART           | <input checked="" type="checkbox"/> | Non-Stocked,<br>Lead Time |
|     | 620052030   |           | 2526751        | Cornelius | BRACKET,<br>MOUNTING, VALVE                  | FOR<br>ED150/175/300<br>FLAVOR BLAST      | EA | PART           | <input checked="" type="checkbox"/> | Non-Stocked,<br>Lead Time |
|     | 620052150   | 620052150 | 2586371        | Cornelius | LABEL, DAILY<br>FLUSH & CLEANING             | FOR QLT<br>PLATFORM /<br>QUEST E2-4       | EA | Label          | <input type="checkbox"/>            |                           |
|     | 620052153   |           | 2613673        | Cornelius | LABEL, DAILY<br>FLUSH & CLEANING             | FOR NON-FLUSH<br>MODEL, FOR<br>QUEST E2-4 | EA | Label          | <input checked="" type="checkbox"/> | Non-Stocked,<br>Lead Time |
|    | 620052163   |           | 2614120        | Cornelius | BRACKET,<br>MOUNTING, AIR<br>FILTER,         | FOR QUEST E2-4                            | EA | PART           | <input checked="" type="checkbox"/> | Non-Stocked,<br>Lead Time |
|     | 620052296   |           | 2616847        | Cornelius | PLATE, MOTOR<br>MOUNTING                     | FOR VIPER E2-3-4                          | EA | PART           | <input checked="" type="checkbox"/> | Non-Stocked,<br>Lead Time |
|     | 620052301   |           | 2617319        | Cornelius | PANEL, LOWER, Z-<br>STYLE, SUBWAY            | FOR ED2XX                                 | EA | Splash Panel   | <input checked="" type="checkbox"/> | Non-Stocked,<br>Lead Time |
|   | 620052313   | 620052313 | 1051104        | Cornelius | PANEL, LOWER, Z-<br>STYLE SLANTED,<br>SUBWAY | FOR ED2XX /<br>CARMA250                   | EA | Splash Panel   | <input type="checkbox"/>            |                           |
|  | 620052620   |           | 1037908        | Cornelius | BRACKET, PEPSI<br>MEDALLION                  | FOR PEPSI<br>MEDALLION                    | EA | PART           | <input checked="" type="checkbox"/> | Non-Stocked,<br>Lead Time |
|  | 620052811   |           | 1041209        | Cornelius | BRACKET, MOTOR,<br>PART B                    | FOR ED200 / ED250                         | EA | PART           | <input checked="" type="checkbox"/> | Non-Stocked,<br>Lead Time |














| Picture  | Vendor Item | GIS Item  | Alternate Item | Vendor    | Item Description 01                  | Item Description 02                    | UM | Classification | NS                                  |                        |
|--|-------------|-----------|----------------|-----------|--------------------------------------|--|----|----------------|-------------------------------------|------------------------|
|    | 620052842   |           | 1042826        | Cornelius | BRACKET, ICE GATE SENSOR             | FOR ABS 1.0                            | EA | PART           | <input checked="" type="checkbox"/> | Non-Stocked, Lead Time |
|    | 620052843   | 620052843 | 1041799        | Cornelius | MOTOR MOUNT BRACKET                  | FOR DF-ED2XX / CARMA 250               | EA | PART           | <input type="checkbox"/>            |                        |
|   | 620052858   |           | 2512161        | Cornelius | PISTON WATER REGULATOR, 1.5-3 OZ SEC | CERAMIC. FOR SFV1 VALVE                | EA | PART           | <input checked="" type="checkbox"/> | Non-Stocked, Lead Time |
|    | 620052922   |           | 2615884        | Cornelius | PANEL, SPLASH, SS W/ SPGD            | FOR IDC215 / IDC255                    | EA | Splash Panel   | <input checked="" type="checkbox"/> | Non-Stocked, Lead Time |
|    | 620052923   |           | 1053429        | Cornelius | PANEL, SPLASH, ASSEMBLY, SS          | FOR IDC215 / IDC255                    | EA | Splash Panel   | <input checked="" type="checkbox"/> | Non-Stocked, Lead Time |
|   | 620052936   |           | 1043926        | Cornelius | PANEL, BACK EXHAUST                  | FOR ABS 1.0                            | EA | PART           | <input checked="" type="checkbox"/> | Non-Stocked, Lead Time |
|   | 620052948   | 620052948 | 1043401        | Cornelius | PANEL, FRONT W/ DRAIN HOLE           | FOR ABS 1.0                            | EA | PART           | <input type="checkbox"/>            |                        |
|  | 620052961   |           | 1043008        | Cornelius | PANEL, LOWER ASSEMBLY, Z-STYLE INS   | FOR JRD2XX (?) / IDC255 / FLAVORFUSION | EA | Splash Panel   | <input checked="" type="checkbox"/> | Non-Stocked, Lead Time |
|  | 620052962   |           | 2615890        | Cornelius | PANEL, SPLASH, LOWER ASSEMBLY, SS, Z | Z-STYLE. FOR IDC215 / IDC255           | EA | Splash Panel   | <input checked="" type="checkbox"/> | Non-Stocked, Lead Time |
|  | 620052963   |           | 2619773        | Cornelius | PANEL, LOWER, Z-STYLE                | FOR IDC215 / IDC255                    | EA | PART           | <input checked="" type="checkbox"/> | Non-Stocked, Lead Time |

| Picture  | Vendor Item | GIS Item  | Alternate Item | Vendor    | Item Description 01                        | Item Description 02                        | UM | Classification | NS                                  |                           |
|--|-------------|-----------|----------------|-----------|--|--|----|----------------|-------------------------------------|---------------------------|
|    | 620052973   |           | 1047003        | Cornelius | PANEL,<br>MERCHANDISER<br>ASSEMBLY, SS     | FOR LID AND<br>STRAW HOLDER,<br>FOR IDC255 | EA | Merchandiser   | <input checked="" type="checkbox"/> | Non-Stocked,<br>Lead Time |
|    | 620053005   | 620053005 | 1043443        | Cornelius | WELDMENT, ICE<br>DROP, DEFLECTOR           | FOR SOFT ICE ON<br>ED300, FOR ED300        | EA | PART           | <input type="checkbox"/>            |                           |
|    | 620053016   |           |                | Cornelius | TOWER                                      | FOR FLAVOR BLAST<br>TOWER                  | EA | PART           | <input checked="" type="checkbox"/> | Non-Stocked,<br>Lead Time |
|    | 620053023   |           | 2615292        | Cornelius | PANEL, SPLASH, Z-<br>STYLE, KFC<br>BRANDED | FOR NFG255 (?)                             | EA | Splash Panel   | <input checked="" type="checkbox"/> | Non-Stocked,<br>Lead Time |
|    | 620053201   |           | 1044424        | Cornelius | BRACKET, DUCT<br>WALL                      | FOR ABS 1.0                                | EA | PART           | <input checked="" type="checkbox"/> | Non-Stocked,<br>Lead Time |
|    | 620053218   |           | 1042828        | Cornelius | BRACKET, SENSOR<br>MOUNTING<br>BALLUFF     | FOR ABS 1.0                                | EA | PART           | <input checked="" type="checkbox"/> | Non-Stocked,<br>Lead Time |
|   | 620053219   |           | 1043263        | Cornelius | BRACKET, GRABBER<br>BALLUFF                | FOR ABS 1.0                                | EA | PART           | <input checked="" type="checkbox"/> | Non-Stocked,<br>Lead Time |
|  | 620053242   |           | 2579469        | Cornelius | BRACKET, FAN<br>MOUNTING                   | FOR VIPER E2                               | EA | PART           | <input checked="" type="checkbox"/> | Non-Stocked,<br>Lead Time |
|  | 620053288   |           | 1043812        | Cornelius | BRACKET,<br>MERCHANDISER<br>MOUNTING, RH   | FOR 1XX/200/300                            | EA | PART           | <input checked="" type="checkbox"/> | Non-Stocked,<br>Lead Time |
|  | 620053289   |           | 1043811        | Cornelius | BRACKET,<br>MERCHANDISER<br>MOUNTING, LH   | FOR 1XX/200/300                            | EA | PART           | <input checked="" type="checkbox"/> | Non-Stocked,<br>Lead Time |








| Picture  | Vendor Item | GIS Item | Alternate Item | Vendor    | Item Description 01                  | Item Description 02             | UM | Classification | NS                                  |                        |
|--|-------------|----------|----------------|-----------|--------------------------------------|---------------------------------|----|----------------|-------------------------------------|------------------------|
|   | 620053290   |          | 1043810        | Cornelius | BRACKET, MERCHANDISER MOUNTING, LH   | FOR 250                         | EA | PART           | <input checked="" type="checkbox"/> | Non-Stocked, Lead Time |
|   | 620053291   |          | 1043809        | Cornelius | BRACKET, MERCHANDISER MOUNTING, RH   | FOR 250                         | EA | PART           | <input checked="" type="checkbox"/> | Non-Stocked, Lead Time |
|   | 620053305   |          | 1044423        | Cornelius | PANEL, EXHAUST VENT, FOR UNITS AFTER | SN # 62A01619AB008, FOR ABS 1.0 | EA | PART           | <input checked="" type="checkbox"/> | Non-Stocked, Lead Time |
|    | 620053317   |          | 2526397        | Cornelius | PANEL, SIDE, RH STAND                | FOR ABS 1.0                     | EA | PART           | <input checked="" type="checkbox"/> | Non-Stocked, Lead Time |
|    | 620053318   |          | 2526398        | Cornelius | PANEL, SIDE, LH STAND                | FOR ABS 1.0                     | EA | PART           | <input checked="" type="checkbox"/> | Non-Stocked, Lead Time |
|    | 620053323   |          | 1042824        | Cornelius | PANEL, BACK ASSEMBLY                 | FOR ABS 1.0                     | EA | PART           | <input checked="" type="checkbox"/> | Non-Stocked, Lead Time |
|   | 620053401   |          | 2572405        | Cornelius | PANEL, SPLASH                        | FOR DF-ED2XX / CARMA 250        | EA | Splash Panel   | <input checked="" type="checkbox"/> | Non-Stocked, Lead Time |
|  | 620053407   |          | 2615822        | Cornelius | PANEL, SPLASH                        | FOR ED-DF150                    | EA | Splash Panel   | <input checked="" type="checkbox"/> | Non-Stocked, Lead Time |
|  | 620053408   |          | 2615883        | Cornelius | PANEL, SPLASH                        | FOR ED-DF175                    | EA | Splash Panel   | <input checked="" type="checkbox"/> | Non-Stocked, Lead Time |
|  | 620053409   |          | 2590055        | Cornelius | PANEL, SPLASH                        | FOR ED-DF300                    | EA | Splash Panel   | <input checked="" type="checkbox"/> | Non-Stocked, Lead Time |

| Picture  | Vendor Item | GIS Item | Alternate Item | Vendor    | Item Description 01                        | Item Description 02          | UM | Classification | NS                                  |                           |
|--|-------------|----------|----------------|-----------|--|------------------------------|----|----------------|-------------------------------------|---------------------------|
|    | 620053420   |          | 2558625        | Cornelius | MERCHANDISER, SS                           | FOR NGF255                   | EA | Merchandiser   | <input checked="" type="checkbox"/> | Non-Stocked,<br>Lead Time |
|   | 620053443   |          | 2593172        | Cornelius | FRONT ACCESS<br>PANEL, TOWER               | FOR FLAVOR BLAST<br>TOWER    | EA | PART           | <input checked="" type="checkbox"/> | Non-Stocked,<br>Lead Time |
|    | 620053662   |          | 2558870        | Cornelius | BRACKET,<br>MOUNTING, BRIX<br>VALVE        |                              | EA | Valve Panel    | <input checked="" type="checkbox"/> | Non-Stocked,<br>Lead Time |
|   | 620053688   |          | 2581032        | Cornelius | BRACKET, WATER<br>PUMP                     | FOR VIPER (?)                | EA | PART           | <input checked="" type="checkbox"/> | Non-Stocked,<br>Lead Time |
|    | 620053700   |          | 2526242        | Cornelius | DRIP TRAY, BLACK                           | FOR JS7                      | EA | Drip Tray      | <input checked="" type="checkbox"/> | Non-Stocked,<br>Lead Time |
|    | 620053702   |          | 2583105        | Cornelius | DRIP TRAY                                  | FOR FLAVOR BLAST<br>TOWER    | EA | Drip Tray      | <input checked="" type="checkbox"/> | Non-Stocked,<br>Lead Time |
|   | 620053715   |          | 1045042        | Cornelius | DRIP TRAY<br>EXTENTION<br>ASSEMBLY, PANERA | FOR IDC2XX /<br>FLAVORFUSION | EA | PART           | <input checked="" type="checkbox"/> | Non-Stocked,<br>Lead Time |
|  | 620053746   |          | 1058031        | Cornelius | COVER, E-BOX,<br>LARGE SMART               | FOR ABS 1.0                  | EA | PART           | <input checked="" type="checkbox"/> | Non-Stocked,<br>Lead Time |
|  | 620053747   |          | 1058032        | Cornelius | COVER, E-BOX,<br>SMALL SMART               | FOR ABS 1.0                  | EA | PART           | <input checked="" type="checkbox"/> | Non-Stocked,<br>Lead Time |
|  | 620053770   |          | 1058042        | Cornelius | PANEL, KEYPAD                              | FOR COLD FUSION              | EA | PART           | <input checked="" type="checkbox"/> | Non-Stocked,<br>Lead Time |

| Picture  | Vendor Item | GIS Item | Alternate Item | Vendor    | Item Description 01                      | Item Description 02 | UM | Classification | NS                                  |                        |
|--|-------------|----------|----------------|-----------|--|---------------------|----|----------------|-------------------------------------|------------------------|
|    | 620053772   |          | 1058039        | Cornelius | PANEL, BUTTON                            | FOR COLD FUSION     | EA | PART           | <input checked="" type="checkbox"/> | Non-Stocked, Lead Time |
|    | 620053787   |          | 1051102        | Cornelius | PANEL ASSEMBLY, MERCHANDISER, SS, QUIZNO | FOR IDC215          | EA | PART           | <input checked="" type="checkbox"/> | Non-Stocked, Lead Time |
|    | 620053788   |          | 1051101        | Cornelius | PANEL ASSEMBLY, MERCHANDISER, SS, QUIZNO | FOR IDC255          | EA | PART           | <input checked="" type="checkbox"/> | Non-Stocked, Lead Time |
|    | 620053839   |          | 2618474        | Cornelius | MANIFOLD MOUNTING BRACKET                | FOR IDC255 PFG      | EA | PART           | <input checked="" type="checkbox"/> | Non-Stocked, Lead Time |
|    | 620053871   |          | 2613749        | Cornelius | PANEL, SPLASH, PLASTIC, NO TEXTURE       | FOR IDC2XX          | EA | Splash Panel   | <input checked="" type="checkbox"/> | Non-Stocked, Lead Time |
|    | 620053873   |          | 2549056        | Cornelius | PANEL, BEVERAGE W/ 3VV                   | FOR IDC255 PFG      | EA | Valve Panel    | <input checked="" type="checkbox"/> | Non-Stocked, Lead Time |
|    | 620053878   |          | 2615927        | Cornelius | PANEL, SPLASH, SS,                       | FOR IDC255 PFG      | EA | Splash Panel   | <input checked="" type="checkbox"/> | Non-Stocked, Lead Time |
|  | 620053879   |          | 2503609        | Cornelius | PANEL ASSEMBLY, LOWER                    | FOR IDC255 PFG      | EA | PART           | <input checked="" type="checkbox"/> | Non-Stocked, Lead Time |
|  | 620053880   |          | 2563541        | Cornelius | BRACKET, HINGE, MTG, LEFT SIDE           | FOR VIPER E2-3-4    | EA | PART           | <input checked="" type="checkbox"/> | Non-Stocked, Lead Time |
|  | 620053881   |          | 2563540        | Cornelius | BRACKET, HINGE, MTG, RIGHT SIDE          | FOR VIPER E2-3-4    | EA | PART           | <input checked="" type="checkbox"/> | Non-Stocked, Lead Time |

| Picture  | Vendor Item        | GIS Item  | Alternate Item | Vendor    | Item Description 01                 | Item Description 02 | UM | Classification     | NS                                  |                        |
|--|--------------------|-----------|----------------|-----------|-------------------------------------|---------------------|----|--------------------|-------------------------------------|------------------------|
|    | 620053887          |           | 1053543        | Cornelius | PANEL, MERCHANDISER ASSEMBLY, SS    | FOR IDC255          | EA | Merchandiser       | <input checked="" type="checkbox"/> | Non-Stocked, Lead Time |
|    | 620053935          |           | 2576609        | Cornelius | BRACKET ASSEMBLY FOR HINGE          | FOR VIPER 3 CART    | EA | PART               | <input checked="" type="checkbox"/> | Non-Stocked, Lead Time |
|   | 620053941X         |           | 2559672        | Cornelius | PANEL, REAR, SS                     | FOR VIPER E2        | EA | PART               | <input checked="" type="checkbox"/> | Non-Stocked, Lead Time |
|    | 620053948Q2<br>362 |           | 2574875        | Cornelius | PANEL, SPLASH, GENERIC              | FOR COLD FUSION     | EA | Splash Panel       | <input checked="" type="checkbox"/> | Non-Stocked, Lead Time |
|    | 620053951          |           | 2546806        | Cornelius | PANEL, MERCHANDISER, REAR           | FOR VIPER E3        | EA | PART               | <input checked="" type="checkbox"/> | Non-Stocked, Lead Time |
|    | 620053953          |           | 2614688        | Cornelius | DIFFUSER, MECHANDISER, TALL         | FOR VIPER E3        | EA | PART               | <input checked="" type="checkbox"/> | Non-Stocked, Lead Time |
|  | 620053955X         |           | 2506720        | Cornelius | PANEL, REAR, SS                     | FOR VIPER E3        | EA | PART               | <input checked="" type="checkbox"/> | Non-Stocked, Lead Time |
|  | 620053990          | 620053990 | 1061680        | Cornelius | VIPER 3 CART                        | FOR VIPER ELITE 3   | EA | Accessory, General | <input type="checkbox"/>            |                        |
|  | 620054000          |           | 2545106        | Cornelius | PANEL, REAR                         | FOR VIPER 3 CART    | EA | PART               | <input checked="" type="checkbox"/> | Non-Stocked, Lead Time |
|  | 620054012          | 2506656   | 2506656        | Cornelius | BRACKET, MOUNTING, LH, BACK, SPLASH | FOR VIPER E2        | EA | PART               | <input type="checkbox"/>            |                        |

| Picture   | Vendor Item | GIS Item  | Alternate Item | Vendor    | Item Description 01                 | Item Description 02                 | UM | Classification | NS   |
|---|-------------|-----------|----------------|-----------|-------------------------------------|-------------------------------------|----|----------------|--|
|     | 620054013   | 2506657   | 2506657        | Cornelius | BRACKET, MOUNTING, RH, BACK, SPLASH | FOR VIPER E2                        | EA | PART           | <input type="checkbox"/>                                   |
|    | 620054014   | 620054014 | 1059914        | Cornelius | BRACKET, DRIP TRAY                  | FOR VIPER E2-3-4                    | EA | PART           | <input type="checkbox"/>                                   |
|     | 620054119   |           | 2618667        | Cornelius | COMPRESSOR, 115V, FOR WCC700/WCU600 | (SN STARTING W/ 62C FOR WCC700)     | EA | Compressor     | <input checked="" type="checkbox"/> Non-Stocked, Lead Time |
|    | 620054158   |           | 2560767        | Cornelius | DECAL, PEPSI MAX, UF/SF, FRONT DOM  |                                     | EA | Decal          | <input checked="" type="checkbox"/> Non-Stocked, Lead Time |
|    | 620054202   |           | 2583351        | Cornelius | BRACKET, SOLENOID                   | FOR QUEST E2-4                      | EA | PART           | <input checked="" type="checkbox"/> Non-Stocked, Lead Time |
|    | 620054204   | 620054204 | 2538366        | Cornelius | START RELAY                         | FOR QUEST E2-4                      | EA | PART           | <input type="checkbox"/>                                   |
|   | 620054205   | 620054205 |                | Cornelius | OVERLOAD, FOR QUEST ELITE (OBS)     | SHOWS (10) IN STOCK. FOR QUEST E2-4 | EA | PART           | <input type="checkbox"/>                                   |
|  | 620054206   |           | 2540892        | Cornelius | RELAY, START, 230V/50HZ             | FOR QUEST E2-4                      | EA | PART           | <input checked="" type="checkbox"/> Non-Stocked, Lead Time |
|   | 620054207   |           | 2538816        | Cornelius | OVERLOAD, COMPRESSOR, 230V/50HZ     | FOR QUEST E2-4                      | EA | PART           | <input checked="" type="checkbox"/> Non-Stocked, Lead Time |
|  | 620054211   |           | 2617359        | Cornelius | COMP PTC STARTING HC, 220-240V      | FOR QUEST E2-4                      | EA | PART           | <input checked="" type="checkbox"/> Non-Stocked, Lead Time |

| Picture  | Vendor Item | GIS Item  | Alternate Item | Vendor    | Item Description 01                       | Item Description 02   | UM | Classification | NS                                  |                        |
|--|-------------|-----------|----------------|-----------|---|-----------------------|----|----------------|-------------------------------------|------------------------|
|    | 620054214   |           | 2614123        | Cornelius | LABEL, SYSTEM WIRING DIAGRAM              |                       | EA | Label          | <input checked="" type="checkbox"/> | Non-Stocked, Lead Time |
|    | 620054215   |           | 2614110        | Cornelius | LABEL, WARNING, HC, R290                  | FOR QUEST E2-4 (R290) | EA | Label          | <input checked="" type="checkbox"/> | Non-Stocked, Lead Time |
|   | 620054216   |           | 2614119        | Cornelius | O-RING .120 ID X .080 CS EP 70FDAIL5      | FOR QUEST E2-4        | EA | O-Ring         | <input checked="" type="checkbox"/> | Non-Stocked, Lead Time |
|    | 620054236   | 620054236 | 2561474        | Cornelius | ELECTRICAL BOX COMP                       | FOR WCC700            | EA | PART           | <input type="checkbox"/>            |                        |
|    | 620054237   | 620054237 | 2546513        | Cornelius | PANEL, RH                                 | FOR WCC700A           | EA | PART           | <input type="checkbox"/>            |                        |
|    | 620054238   | 620054238 | 2546514        | Cornelius | PANEL, LH                                 | FOR WCC700A           | EA | PART           | <input type="checkbox"/>            |                        |
|   | 620054242   |           | 2536048        | Cornelius | RELAY, START, 115V, STARTING W/ SN 62C    | FOR WCC700            | EA | PART           | <input checked="" type="checkbox"/> | Non-Stocked, Lead Time |
|  | 620054243   |           | 2557246        | Cornelius | START CAPACITOR, 115V, STARTING W/ SN 62C | FOR WCC700            | EA | PART           | <input checked="" type="checkbox"/> | Non-Stocked, Lead Time |
|  | 620054254   |           | 2536047        | Cornelius | RUN CAPACITOR, 115V, STARTING W/ SN 62C   | FOR WCC700            | EA | PART           | <input checked="" type="checkbox"/> | Non-Stocked, Lead Time |
|  | 620054256   | 620054256 | 2535415        | Cornelius | COMPRESSOR KIT                            | FOR WCC700A           | EA | Compressor     | <input type="checkbox"/>            |                        |



| Picture  | Vendor Item   | GIS Item  | Alternate Item | Vendor    | Item Description 01                             | Item Description 02            | UM | Classification       | NS                                  |
|--|---------------|-----------|----------------|-----------|---|--------------------------------|----|----------------------|-------------------------------------|
|    | 620054271     |           | 2619674        | Cornelius | BRACKET, SECONDARY, TRANSFORMER                 | 3-BARREL                       | EA | PART                 | <input checked="" type="checkbox"/> |
|    | 620054378     |           | 2607054        | Cornelius | CHAMBER MIXING ASSEMBLY                         | FOR QLT180                     | EA | PART                 | <input checked="" type="checkbox"/> |
|    | 620054385     | 620054385 | 2618095        | Cornelius | WIRING HARNESS                                  | FOR QUEST E4                   | EA | Wire Harness         | <input type="checkbox"/>            |
|    | 620054386     | 620054386 | 2522322        | Cornelius | BRIX CUP HIGH YIELD, 5.0:1, 5.5:1, 6.0:1, 8.5:1 |                                | EA | Accessory (Beverage) | <input type="checkbox"/>            |
|    | 620054511     |           | 2567262        | Cornelius | CHECK VALVE ASSEMBLY, FITTING                   |                                | EA | PART                 | <input checked="" type="checkbox"/> |
|    | 620054572-100 |           | 2574887        | Cornelius | PANEL, LED TOWER MERCHANDISER                   |                                | EA | PART                 | <input checked="" type="checkbox"/> |
|   | 620054630     | 620054630 | 2541643        | Cornelius | HOUSING, SILVER, 4-FL, KEYPAD/NOZZLE            | FOR ALL ED FLAVOR BLAST MODELS | EA | PART                 | <input type="checkbox"/>            |
|  | 620054693     | 620054693 | 2529390        | Cornelius | WATER REGULATOR, 30 PSI                         | FOR VIPER E2-3-4               | EA | PART                 | <input type="checkbox"/>            |
|  | 620054790     | 620054790 | 2580926        | Cornelius | WRAP  | FOR FLAVORFUSION               | EA | PART                 | <input type="checkbox"/>            |
|  | 620054860     |           | 2621531        | Cornelius | BRACKET, ICE DEFLECTOR                          | FOR IDC2XX / FLAVOR FUSION     | EA | PART                 | <input checked="" type="checkbox"/> |











Non-Stocked, Lead Time

Non-Stocked, Lead Time

Non-Stocked, Lead Time

Non-Stocked, Lead Time

Non-Stocked, Lead Time

| Picture   | Vendor Item | GIS Item  | Alternate Item | Vendor    | Item Description 01                 | Item Description 02       | UM | Classification | NS                                  |
|---|-------------|-----------|----------------|-----------|-------------------------------------|---------------------------|----|----------------|-------------------------------------|
|    | 620054875   | 620054875 | 2538071        | Cornelius | SIDE PANEL, RH                      | FOR QUEST E2-4 / NITROPRO | EA | PART           | <input type="checkbox"/>            |
|    | 620054876   | 620054876 | 2538072        | Cornelius | SIDE PANEL, LH                      | FOR QUEST E2-4 / NITROPRO | EA | PART           | <input type="checkbox"/>            |
|    | 620054878   |           | 2607470        | Cornelius | PANEL, BACK, HC BLACK               | FOR QUEST E2              | EA | PART           | <input checked="" type="checkbox"/> |
|     | 620054926   |           | 2549015        | Cornelius | PANEL, SPLASH, (UNITS W/ DRIP TRAY) | FOR FLAVORFUSION          | EA | Splash Panel   | <input checked="" type="checkbox"/> |
|    | 620054952   |           | 2571936        | Cornelius | GAS LIFT STRUT                      | FOR VIPER E2              | EA | PART           | <input checked="" type="checkbox"/> |
|    | 620054953   |           | 2546992        | Cornelius | GAS LIFT STRUT                      | FOR VIPER E3              | EA | PART           | <input checked="" type="checkbox"/> |
|   | 620054960   |           | 2552869        | Cornelius | SIDE PANEL, LH                      | FOR VIPER E2-3            | EA | PART           | <input checked="" type="checkbox"/> |
|  | 620054961   |           | 2552868        | Cornelius | SIDE PANEL, RH                      | FOR VIPER E2-3            | EA | PART           | <input checked="" type="checkbox"/> |
|  | 620054964   | 620054964 | 2545640        | Cornelius | SIDE PANEL, LH                      | FOR VIPER E4              | EA | PART           | <input type="checkbox"/>            |
|  | 620054965   | 620054965 | 2545639        | Cornelius | SIDE PANEL, RH                      | FOR VIPER E4              | EA | PART           | <input type="checkbox"/>            |

Non-Stocked,  
Lead Time










Non-Stocked,  
Lead Time











Non-Stocked,  
Lead Time


Non-Stocked,  
Lead Time








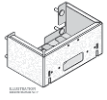


Non-Stocked,  
Lead Time

Non-Stocked,  
Lead Time

| Picture  | Vendor Item   | GIS Item      | Alternate Item | Vendor    | Item Description 01                     | Item Description 02              | UM | Classification | NS   |
|--|---------------|---------------|----------------|-----------|---|----------------------------------|----|----------------|--|
|    | 620055005-201 | 620055005-201 | 2613676        | Cornelius | KEY PAD, BONUS, FLAVOR SHOT, ADA        | FOR DF-ED MODELS / IDC255 SUBWAY | EA | PART           | <input type="checkbox"/>                                   |
|    | 620055119     |               | 2597512        | Cornelius | HARNESS, WIRE, E-BOX TO FLUID SENSORS   | FOR VIPER E2                     | EA | Wire Harness   | <input checked="" type="checkbox"/> Non-Stocked, Lead Time |
|    | 620055122     |               | 2619318        | Cornelius | HARNESS, WIRE, E-BOX TO 3 FLV SOLENOIDS | FOR VIPER E3                     | EA | Wire Harness   | <input checked="" type="checkbox"/> Non-Stocked, Lead Time |
|    | 620055123     |               | 2579319        | Cornelius | HARNESS, WIRE, PCBA TO AC LOADS         | FOR VIPER E3-4                   | EA | Wire Harness   | <input checked="" type="checkbox"/> Non-Stocked, Lead Time |
|    | 620055124     |               | 2594586        | Cornelius | HARNESS, WIRE, MAIN E-BOX TO SOLENOIDS  | FOR VIPER E4                     | EA | Wire Harness   | <input checked="" type="checkbox"/> Non-Stocked, Lead Time |
|    | 620055142     |               | 2588316        | Cornelius | HARNESS, WIRE, INTERFACE BOARD          | FOR FLAVORFUSION                 | EA | Wire Harness   | <input checked="" type="checkbox"/> Non-Stocked, Lead Time |
|   | 620055285     |               | 2560768        | Cornelius | DECAL, COCA-COLA ZERO, UF/SF            | FRONT DOM                        | EA | Decal          | <input checked="" type="checkbox"/> Non-Stocked, Lead Time |
|  | 620055291     |               | 2574400        | Cornelius | VALVE GRAPPA, SYRUP, HI YIELD           | FOR COLD FUSION                  | EA | PART           | <input checked="" type="checkbox"/> Non-Stocked, Lead Time |
|  | 620055424     |               | 2543511        | Cornelius | MERCHANDISER ASSEMBLY, PEPSI DOLE       | FOR QUEST 2/NT                   | EA | Merchandiser   | <input checked="" type="checkbox"/> Non-Stocked, Lead Time |
|  | 620055425     |               | 2543510        | Cornelius | MERCHANDISER ASSEMBLY, PEPSI DOLE       | FOR QUEST 4/NT                   | EA | Merchandiser   | <input checked="" type="checkbox"/> Non-Stocked, Lead Time |

| Picture   | Vendor Item | GIS Item  | Alternate Item | Vendor    | Item Description 01                   | Item Description 02                | UM | Classification | NS                                  |                           |
|---|-------------|-----------|----------------|-----------|---------------------------------------|------------------------------------|----|----------------|-------------------------------------|---------------------------|
|    | 620055435   |           | 2534983        | Cornelius | STUD, CLINCH, 06<br>32 STZI 3/4"      | FOR ABS 1.0                        | EA | Hardware       | <input checked="" type="checkbox"/> | Non-Stocked,<br>Lead Time |
|    | 620055436   |           | 2534984        | Cornelius | NUT, NYLOK, 06-32<br>Hex 18-8 SS      | FOR SPIRE 2.0 /<br>ABS 1.0         | EA | Hardware       | <input checked="" type="checkbox"/> | Non-Stocked,<br>Lead Time |
|     | 620055532   |           | 2619297        | Cornelius | MERCHANDISER<br>W/O BRACKET,<br>GRAY  | WITH FLAVOR CUT-<br>OUT. FOR ED300 | EA | Merchandiser   | <input checked="" type="checkbox"/> | Non-Stocked,<br>Lead Time |
|     | 620055533   |           | 2615079        | Cornelius | MERCHANDISER<br>W/O BRACKET,<br>BLACK | WITH FLAVOR CUT-<br>OUT. FOR ED175 | EA | Merchandiser   | <input checked="" type="checkbox"/> | Non-Stocked,<br>Lead Time |
|     | 620055538   |           | 2615078        | Cornelius | MERCHANDISER<br>W/O BRACKET,<br>BLACK | FOR ED200                          | EA | Merchandiser   | <input checked="" type="checkbox"/> | Non-Stocked,<br>Lead Time |
|     | 620055592   |           | 2617360        | Cornelius | CORD, POWER, 22V<br>60HZ 10A, BRAZIL  | FOR<br>ED150/175/200/25<br>0/300   | EA | PART           | <input checked="" type="checkbox"/> | Non-Stocked,<br>Lead Time |
|   | 620055688   | 620055688 | 2539788        | Cornelius | WATER LEVER KIT<br>UF-1               | FOR UF-1 VALVE                     | EA | PART           | <input type="checkbox"/>            |                           |
|  | 620055729   |           | 2615204        | Cornelius | KEYPAD BRAND,<br>FLAVOR               | FOR COLD FUSION                    | EA | PART           | <input checked="" type="checkbox"/> | Non-Stocked,<br>Lead Time |
|  | 620055737   |           | 2600164        | Cornelius | GASKET, KEYPAD                        |                                    | EA | PART           | <input checked="" type="checkbox"/> | Non-Stocked,<br>Lead Time |
|  | 620055738   |           | 2615234        | Cornelius | COVER, HOUSING,<br>REAR               | FOR COLD FUSION                    | EA | PART           | <input checked="" type="checkbox"/> | Non-Stocked,<br>Lead Time |




| Picture   | Vendor Item | GIS Item  | Alternate Item | Vendor    | Item Description 01                   | Item Description 02           | UM | Classification | NS                                  |                        |
|---|-------------|-----------|----------------|-----------|---------------------------------------|-------------------------------|----|----------------|-------------------------------------|------------------------|
|     | 620055739   |           | 2614052        | Cornelius | GASKET, LOWER, REAR                   | FOR FLAVORFUSION ADA          | EA | PART           | <input checked="" type="checkbox"/> | Non-Stocked, Lead Time |
|     | 620055740   |           | 2571238        | Cornelius | ADA PANEL KEY PAD ASSEMBLY, 12-BUTTON | FOR FLAVORFUSION ADA          | EA | PART           | <input checked="" type="checkbox"/> | Non-Stocked, Lead Time |
|    | 620055741   |           | 2615233        | Cornelius | HOUSING, KEYPAD MEMBRANE              | FOR COLD FUSION               | EA | PART           | <input checked="" type="checkbox"/> | Non-Stocked, Lead Time |
|     | 620055757   |           | 2615205        | Cornelius | PANEL, SPLASH, ADA                    |                               | EA | Splash Panel   | <input checked="" type="checkbox"/> | Non-Stocked, Lead Time |
|     | 620055773   | 620055773 | 2540451        | Cornelius | ADA COKE DECAL SET, FF                | FOR FLAVORFUSION ADA          | EA | Decal          | <input type="checkbox"/>            |                        |
|     | 620055774   | 620055774 | 2540450        | Cornelius | GENERIC ADA DECAL SET                 | FOR COLD FUSION ADA / FO / FF | EA | Decal          | <input type="checkbox"/>            |                        |
|   | 620055776   |           | 2588132        | Cornelius | BEZEL, BONUS, FLAVOR SHOT, ADA        |                               | EA | PART           | <input checked="" type="checkbox"/> | Non-Stocked, Lead Time |
|  | 620055780   |           | 2552715        | Cornelius | GASKET, BEZEL                         | FOR ED FLAVOR BLAST MODELS    | EA | PART           | <input checked="" type="checkbox"/> | Non-Stocked, Lead Time |
|   | 620055781   | 620055781 | 2547588        | Cornelius | FLAVOR BLAST LABEL SET                | FOR FLAVOR BLAST MODELS       | EA | Decal          | <input type="checkbox"/>            |                        |
|  | 620055808   |           | 2539786        | Cornelius | LEVER, ICE PUSH PLATE                 | FOR IDC2XX / FLAVORFUSION     | EA | PART           | <input checked="" type="checkbox"/> | Non-Stocked, Lead Time |

| Picture   | Vendor Item | GIS Item | Alternate Item | Vendor    | Item Description 01                              | Item Description 02       | UM | Classification | NS                                  |                           |
|---|-------------|----------|----------------|-----------|--|---------------------------|----|----------------|-------------------------------------|---------------------------|
|    | 620055829   |          | 2617417        | Cornelius | SCREW, 10-14<br>Thread Forming, SS,<br>1/2" Long |                           | EA | Hardware       | <input checked="" type="checkbox"/> | Non-Stocked,<br>Lead Time |
|     | 620055871   |          | 2619676        | Cornelius | PANEL, SPLASH                                    | FOR ED-DF300 ADA          | EA | Splash Panel   | <input checked="" type="checkbox"/> | Non-Stocked,<br>Lead Time |
|     | 620055872   |          | 2621997        | Cornelius | PANEL, SPLASH                                    | FOR ED-DF2XX              | EA | Splash Panel   | <input checked="" type="checkbox"/> | Non-Stocked,<br>Lead Time |
|    | 620055903   |          | 2606758        | Cornelius | VALVE, WATER<br>REGULATOR, 240PSI                | FOR WCC700                | EA | PART           | <input checked="" type="checkbox"/> | Non-Stocked,<br>Lead Time |
|     | 620055910   |          | 2618669        | Cornelius | MOUNTING SET                                     | FOR EMERSON<br>COMPRESSOR | EA | PART           | <input checked="" type="checkbox"/> | Non-Stocked,<br>Lead Time |
|     | 620055912   |          | 2618670        | Cornelius | HEATER,<br>CRANKCASE<br>ASSEMBLY, RST64          | 120V 20W                  | EA | PART           | <input checked="" type="checkbox"/> | Non-Stocked,<br>Lead Time |
|    | 620055915   |          | 2551672        | Cornelius | PANEL, TOP                                       | FOR IMD600-30             | EA | PART           | <input checked="" type="checkbox"/> | Non-Stocked,<br>Lead Time |
|   | 620055921   |          |                | Cornelius | NOZZLE HOUSING                                   | FOR FLAVOR BLAST<br>TOWER | EA | PART           | <input checked="" type="checkbox"/> | Non-Stocked,<br>Lead Time |
|   | 620055922   |          | 2613756        | Cornelius | BRACKET, INNER<br>NOZZLE 1XX/300 7               |                           | EA | PART           | <input checked="" type="checkbox"/> | Non-Stocked,<br>Lead Time |
|  | 620055925   |          | 2545986        | Cornelius | FLAVOR STRIP KIT,<br>PEPSI DOLE                  | FOR QUEST NT              | EA | Flavor Strip   | <input checked="" type="checkbox"/> | Non-Stocked,<br>Lead Time |


| Picture  | Vendor Item   | GIS Item | Alternate Item | Vendor    | Item Description 01                          | Item Description 02 | UM | Classification | NS                                  |                           |
|--|---------------|----------|----------------|-----------|--|---------------------|----|----------------|-------------------------------------|---------------------------|
|    | 620055926     |          | 2545985        | Cornelius | FLAVOR STRIP KIT,<br>PEPSI DOLE              | FOR QUEST E2-4      | EA | Flavor Strip   | <input checked="" type="checkbox"/> | Non-Stocked,<br>Lead Time |
|    | 620055946     |          | 2613545        | Cornelius | VALVE, RELIEF<br>ASSEMBLY, SPH<br>INVERTED   |                     | EA | PART           | <input checked="" type="checkbox"/> | Non-Stocked,<br>Lead Time |
|    | 620055976     |          | 2569665        | Cornelius | GASKET, DOOR,<br>WHIP CREAM                  |                     | EA | PART           | <input checked="" type="checkbox"/> | Non-Stocked,<br>Lead Time |
|    | 620056057     |          | 2568518        | Cornelius | GASKET,<br>REFRIGERATION<br>DECK             | FOR HELIX           | EA | PART           | <input checked="" type="checkbox"/> | Non-Stocked,<br>Lead Time |
|    | 620056067     |          | 2615293        | Cornelius | LABEL, REMOVE<br>PROTECTIVE FILM             |                     | EA | Label          | <input checked="" type="checkbox"/> | Non-Stocked,<br>Lead Time |
|    | 620056097     |          | 2619270        | Cornelius | LID, BLACK                                   | FOR NGF2XX          | EA | Lid            | <input checked="" type="checkbox"/> | Non-Stocked,<br>Lead Time |
|   | 620056106     |          | 2612119        | Cornelius | SPACER, PLASTIC<br>STOPPER, DOOR,<br>WHIPPED | CREAM. FOR HELIX    | EA | PART           | <input checked="" type="checkbox"/> | Non-Stocked,<br>Lead Time |
|  | 620056107     |          | 2617418        | Cornelius | SCREW, 6-32 1/2"<br>Long Phillips FI         |                     | EA | Hardware       | <input checked="" type="checkbox"/> | Non-Stocked,<br>Lead Time |
|  | 620056111     |          | 2617419        | Cornelius | SCREW, Thread<br>Forming 10-16 FIPh<br>24 SS |                     | EA | Hardware       | <input checked="" type="checkbox"/> | Non-Stocked,<br>Lead Time |
|  | 620056155-001 |          | 2569661        | Cornelius | RELAY, START                                 | FOR HELIX           | EA | PART           | <input checked="" type="checkbox"/> | Non-Stocked,<br>Lead Time |


| Picture   | Vendor Item | GIS Item  | Alternate Item | Vendor    | Item Description 01                  | Item Description 02                | UM | Classification | NS                                  |                        |
|---|-------------|-----------|----------------|-----------|--------------------------------------|------------------------------------|----|----------------|-------------------------------------|------------------------|
|    | 620056186   |           | 2566558        | Cornelius | SENSOR, TRANSDUSER, PRESSURE         | FOR BUBLE                          | EA | PART           | <input checked="" type="checkbox"/> | Non-Stocked, Lead Time |
|     | 620056253   | 620056253 | 2555556        | Cornelius | DRIP TRAY ASSEMBLY, GRAY             | FOR DF-ED2XX / CARMA 250           | EA | Drip Tray      | <input type="checkbox"/>            |                        |
|     | 620056254   | 620056254 | 2556283        | Cornelius | DRIP TRAY INSERT                     | FOR ED2XX                          | EA | Drip Tray      | <input type="checkbox"/>            |                        |
|    | 620056304   |           | 2619759        | Cornelius | RECEPTACLE IEC320 C20 SNAP           |                                    | EA | PART           | <input checked="" type="checkbox"/> | Non-Stocked, Lead Time |
|     | 620056306   |           | 2615049        | Cornelius | DECAL SET KIT, FLAVORS/NUMBERS       | GENERIC ADA                        | EA | Decal          | <input checked="" type="checkbox"/> | Non-Stocked, Lead Time |
|     | 620056307   |           | 2554804        | Cornelius | DECAL SET, MISC ADA                  | FOR FLAVORFUSION / FLAVOR OVERLOAD | EA | Decal          | <input checked="" type="checkbox"/> | Non-Stocked, Lead Time |
|   | 620056357   |           | 2549096        | Cornelius | BIB CONNECTOR, COKE, RED             |                                    | EA | BIB Connector  | <input checked="" type="checkbox"/> | Non-Stocked, Lead Time |
|   | 620056375   |           | 2544663        | Cornelius | GRAPHICS, PEPSI MAX, KFC             | FOR IDC/NGF255                     | EA | Graphic        | <input checked="" type="checkbox"/> | Non-Stocked, Lead Time |
|  | 620056417   |           | 2572603        | Cornelius | MOUNTING BLOCK ASSEMBLY, PRISM VALVE | FOR IDC255 PFG                     | EA | PART           | <input checked="" type="checkbox"/> | Non-Stocked, Lead Time |
|  | 620056477   |           | 2547398        | Cornelius | ADA SPLASH PANEL                     | FOR FLAVORFUSION / FLAVOR OVERLOAD | EA | Splash Panel   | <input checked="" type="checkbox"/> | Non-Stocked, Lead Time |





| Picture  | Vendor Item       | GIS Item | Alternate Item | Vendor    | Item Description 01                           | Item Description 02                      | UM | Classification | NS                                  |                           |
|--|-------------------|----------|----------------|-----------|---|--|----|----------------|-------------------------------------|---------------------------|
|    | 620056479         |          | 2547397        | Cornelius | ADA SPLASH<br>PANEL, Z-STYLE                  | FOR<br>FLAVORFUSION /<br>FLAVOR OVERLOAD | EA | Splash Panel   | <input checked="" type="checkbox"/> | Non-Stocked,<br>Lead Time |
|    | 620056501         |          | 2545548        | Cornelius | CIRCUIT BOARD,<br>BEVERAGE<br>INTERFACE 30 OZ | FOR ABS (?)                              | EA | Control Board  | <input checked="" type="checkbox"/> | Non-Stocked,<br>Lead Time |
|    | 620056502         |          | 2545546        | Cornelius | CIRCUIT BOARD,<br>STORE SENSOR 30<br>OZ       | FOR ABS 1.0                              | EA | Control Board  | <input checked="" type="checkbox"/> | Non-Stocked,<br>Lead Time |
|    | 620056581-<br>100 |          | 2614197        | Cornelius | BOARD UI PCBA<br>w/MHD Firmware               |  | EA | Control Board  | <input checked="" type="checkbox"/> | Non-Stocked,<br>Lead Time |
|    | 620056605         |          | 2579074        | Cornelius | BASE CASTING BC1                              |  | EA | PART           | <input checked="" type="checkbox"/> | Non-Stocked,<br>Lead Time |
|    | 620056616-<br>200 |          | 2566555        | Cornelius | CONTROL BOARD<br>ASSEMBLY PBC BC1             | FOR BUBLE                                | EA | Control Board  | <input checked="" type="checkbox"/> | Non-Stocked,<br>Lead Time |
|   | 620056626         |          | 2566553        | Cornelius | SWITCH LATCHING,<br>PUSH BUTTON               | FOR BUBLE                                | EA | PART           | <input checked="" type="checkbox"/> | Non-Stocked,<br>Lead Time |
|  | 620056666         |          | 2564741        | Cornelius | GRAPHIC, CASEYS                               | FOR ED200                                | EA | Graphic        | <input checked="" type="checkbox"/> | Non-Stocked,<br>Lead Time |
|  | 620056747         |          | 2615371        | Cornelius | LID, ADAPTER,<br>BLACK                        | FOR NGF255                               | EA | Lid            | <input checked="" type="checkbox"/> | Non-Stocked,<br>Lead Time |
|  | 620056758         |          | 2566552        | Cornelius | LATCH, MAGNETIC,<br>BLACK                     |  | EA | PART           | <input checked="" type="checkbox"/> | Non-Stocked,<br>Lead Time |











| Picture   | Vendor Item   | GIS Item      | Alternate Item | Vendor    | Item Description 01              | Item Description 02    | UM | Classification | NS                                  |                        |
|---|---------------|---------------|----------------|-----------|----------------------------------|------------------------|----|----------------|-------------------------------------|------------------------|
|    | 620056822     |               | 2623362        | Cornelius | BLOCK, MOUNTING, 2X2, MFV        | FOR MULTI-FLAVOR VALVE | EA | PART           | <input checked="" type="checkbox"/> | Non-Stocked, Lead Time |
|    | 620056832     |               | 2579454        | Cornelius | BLOCK, BACK, 2X2 W/ SO MFV       | FOR MULTI-FLAVOR VALVE | EA | PART           | <input checked="" type="checkbox"/> | Non-Stocked, Lead Time |
|    | 620056838     |               | 2579455        | Cornelius | BLOCK, BACK 3 X 2 W/ SHUTOFF MFV | FOR IDC PRO            | EA | PART           | <input checked="" type="checkbox"/> | Non-Stocked, Lead Time |
|    | 620056885     |               | 2595183        | Cornelius | BODY, VALVE, MFV                 | FOR ABS 2.0 / IDC RED  | EA | PART           | <input checked="" type="checkbox"/> | Non-Stocked, Lead Time |
|    | 620056892F    |               | 2579453        | Cornelius | BODY, VALVE, FLAVOR, MFV         | FOR IDC PRO            | EA | PART           | <input checked="" type="checkbox"/> | Non-Stocked, Lead Time |
|    | 620056892S    | 620056892S    | 2579452        | Cornelius | VALVE, SYRUP, MFV                | FOR IDC PRO / ABS 2.0  | EA | PART           | <input type="checkbox"/>            |                        |
|   | 620056892W    |               | 2579457        | Cornelius | BODY, VALVE, WATER, MFV          | FOR IDC RED            | EA | PART           | <input checked="" type="checkbox"/> | Non-Stocked, Lead Time |
|  | 620056892W210 | 620056892W210 | 2583407        | Cornelius | BODY VALVE W210 WATER MFV        | FOR IDC PRO            | EA | PART           | <input type="checkbox"/>            |                        |
|  | 620056892W90  |               | 2583409        | Cornelius | BODY, VALVE, W90, WATER, MFV     | FOR IDC PRO            | EA | PART           | <input checked="" type="checkbox"/> | Non-Stocked, Lead Time |
|  | 620056894     |               | 2566550        | Cornelius | MODULE, POWER W/ SWITCH          |                        | EA | PART           | <input checked="" type="checkbox"/> | Non-Stocked, Lead Time |








| Picture  | Vendor Item   | GIS Item      | Alternate Item | Vendor    | Item Description 01                 | Item Description 02                  | UM | Classification | NS                                  |                        |
|--|---------------|---------------|----------------|-----------|-------------------------------------|--------------------------------------|----|----------------|-------------------------------------|------------------------|
|    | 620056913-001 |               | 2566559        | Cornelius | HARNESS, WIRE, PRESSURE TRANSDUCER  |                                      | EA | Wire Harness   | <input checked="" type="checkbox"/> | Non-Stocked, Lead Time |
|    | 620056940     |               | 2569662        | Cornelius | VALVE, AIR PINCH, 24V               | FOR HELIX                            | EA | PART           | <input checked="" type="checkbox"/> | Non-Stocked, Lead Time |
|   | 620056965     |               | 2595179        | Cornelius | PLUG, BOTTOM, VALVE BODY, MFV       | FOR ABS 2.0 / IDC RED                | EA | PART           | <input checked="" type="checkbox"/> | Non-Stocked, Lead Time |
|    | 620056976     |               | 2566447        | Cornelius | DECAL, FUZE ICED TEA SWEET, UFB/SFV | FRONT DOM                            | EA | Decal          | <input checked="" type="checkbox"/> | Non-Stocked, Lead Time |
|    | 620056983     |               | 2619936        | Cornelius | DECAL, FUZE ICED TEA LEMON, LEV     | FRONT DOM                            | EA | Decal          | <input checked="" type="checkbox"/> | Non-Stocked, Lead Time |
|    | 620057007     |               | 2617992        | Cornelius | AGITATOR ASSEMBLY                   | FOR ABS 2.0                          | EA | PART           | <input checked="" type="checkbox"/> | Non-Stocked, Lead Time |
|   | 620057076     |               | 2561473        | Cornelius | CABLE HARNESS, KEYPAD TO E-BOARD    | FOR FLAVOR OVERLOAD / FLAVORFUSION   | EA | Wire Harness   | <input checked="" type="checkbox"/> | Non-Stocked, Lead Time |
|  | 620057079-001 |               | 2569666        | Cornelius | REGULATOR 1/8NPT Port 35PSI         | FOR ABS 2.0                          | EA | PART           | <input checked="" type="checkbox"/> | Non-Stocked, Lead Time |
|  | 620057087     | 620057087     | 2560920        | Cornelius | VALVE CTRL BOARD, INTERFACE (OBS)   | SHOWS (6) IN STOCK. FOR FLAVORFUSION | EA | Control Board  | <input type="checkbox"/>            |                        |
|  | 620057087-100 | 620057087-100 | 2622785        | Cornelius | VALVE CONTROL BOARD                 | FOR NEW STYLE FLAVOR FUSION          | EA | Control Board  | <input type="checkbox"/>            |                        |

| Picture   | Vendor Item | GIS Item | Alternate Item | Vendor    | Item Description 01                               | Item Description 02                | UM | Classification   | NS                                  |                           |
|---|-------------|----------|----------------|-----------|---|------------------------------------|----|------------------|-------------------------------------|---------------------------|
|    | 620057101   |          | 2580131        | Cornelius | PUSH BUMPER                                       | FOR IDC PRO                        | EA | PART             | <input checked="" type="checkbox"/> | Non-Stocked,<br>Lead Time |
|    | 620057123   |          | 2612490        | Cornelius | HARNESS, SWITCH<br>CONNECTOR<br>EXTENSION         | TB. FOR VIPER (?)                  | EA | Wire Harness     | <input checked="" type="checkbox"/> | Non-Stocked,<br>Lead Time |
|    | 620057148   |          | 2618677        | Cornelius | DISCHARGE LINE                                    | FOR WCU600A                        | EA | PART             | <input checked="" type="checkbox"/> | Non-Stocked,<br>Lead Time |
|    | 620057167   |          | 2616872        | Cornelius | FITTING, T, BR, 1/8"<br>FPT (3)                   | FOR ABS 2.0                        | EA | Fitting, General | <input checked="" type="checkbox"/> | Non-Stocked,<br>Lead Time |
|    | 620057330   |          | 2616873        | Cornelius | FITTING, L, 37-DEG,<br>BR, 1/4" MFL X<br>1/8" MPT | (LOOKS LIKE A<br>STREIGHT FITTING) | EA | Fitting, General | <input checked="" type="checkbox"/> | Non-Stocked,<br>Lead Time |
|    | 620057389   |          | 2570180        | Cornelius | CABLE CLAMP, 3/8"<br>FLEX LOOP, SCREW             |                                    | EA | Clamp or Tie     | <input checked="" type="checkbox"/> | Non-Stocked,<br>Lead Time |
|    | 620057401   |          | 2555370        | Cornelius | GRAPHIC,<br>POTTBELLYS                            | FOR IDC255                         | EA | Graphic          | <input checked="" type="checkbox"/> | Non-Stocked,<br>Lead Time |
|   | 620057414   |          | 2618673        | Cornelius | LINE HEAD MASTER<br>VALVE KIT                     | FOR WCU600                         | EA | PART             | <input checked="" type="checkbox"/> | Non-Stocked,<br>Lead Time |
|  | 620057445   |          | 2620800        | Cornelius | CLIP SPRING, AIR<br>FILTER                        | FOR VIPER (?)                      | EA | PART             | <input checked="" type="checkbox"/> | Non-Stocked,<br>Lead Time |
|   | 620057498   |          | 2570048        | Cornelius | PUMP, RECIRC<br>ASSEMBLY,<br>100GPM PHANTOM       |                                    | EA | PART             | <input checked="" type="checkbox"/> | Non-Stocked,<br>Lead Time |









| Picture   | Vendor Item   | GIS Item      | Alternate Item | Vendor    | Item Description 01                    | Item Description 02            | UM | Classification | NS                                  |                        |
|---|---------------|---------------|----------------|-----------|--|--------------------------------|----|----------------|-------------------------------------|------------------------|
|    | 620057548     |               | 2569657        | Cornelius | VALVE, ICE GATE, PNEUMATIC             | FOR ABS 2.0                    | EA | PART           | <input checked="" type="checkbox"/> | Non-Stocked, Lead Time |
|    | 620057602     |               | 2617607        | Cornelius | HINGE, RIGHT-HAND, LIFT-OFF TYPE       |                                | EA | PART           | <input checked="" type="checkbox"/> | Non-Stocked, Lead Time |
|     | 620057607     |               | 2557309        | Cornelius | GRAPHIC, KFC                           | FOR IDC/NGF255                 | EA | Graphic        | <input checked="" type="checkbox"/> | Non-Stocked, Lead Time |
|    | 620057622     |               | 2617306        | Cornelius | SCREW, 8-18 x 3/8 Lg TC PaPh SS        | FOR PRISM VALVE                | EA | Hardware       | <input checked="" type="checkbox"/> | Non-Stocked, Lead Time |
|     | 620057647-003 |               | 2569233        | Cornelius | KEYPAD, 4-BUTTON, ADA, PEPSI 2.0 ABS   | FOR ABS (?)                    | EA | Control Board  | <input checked="" type="checkbox"/> | Non-Stocked, Lead Time |
|     | 620057649-001 | 620057649-001 | 2583412        | Cornelius | POWER SUPPLY 90-265VAC, 250W           | FOR IDC PRO 255                | EA | PART           | <input type="checkbox"/>            |                        |
|   | 620057649-002 |               | 2570183        | Cornelius | POWER SUPPLY NUC Tower 2.0, AC ADAPTER | FOR IDC PRO / IDC RED          | EA | PART           | <input checked="" type="checkbox"/> | Non-Stocked, Lead Time |
|   | 620057649-004 |               | 2570385        | Cornelius | POWER SUPPLY 88-264V 50/60Hz 12V       | FOR SPIRE 2.0-3.0              | EA | PART           | <input checked="" type="checkbox"/> | Non-Stocked, Lead Time |
|  | 620057649-008 |               | 2579335        | Cornelius | POWER SUPPLY 320W 12/24VDC             |                                | EA | PART           | <input checked="" type="checkbox"/> | Non-Stocked, Lead Time |
|   | 620057649-018 | 620057649-018 | 2589147        | Cornelius | POWER SUPPLY 24VDC, 20W, FOR LED       | FOR EDXXX / IDCXXX / CARMA 250 | EA | PART           | <input type="checkbox"/>            |                        |

| Picture  | Vendor Item   | GIS Item  | Alternate Item | Vendor    | Item Description 01                          | Item Description 02                       | UM | Classification | NS                                  |                           |
|--|---------------|-----------|----------------|-----------|--|---|----|----------------|-------------------------------------|---------------------------|
|    | 620057649-A01 |           | 2579336        | Cornelius | POWER SUPPLY<br>24VDC 35W                    | LED ASSEMBLY.<br>FOR PBD ED175<br>REFRESH | EA | PART           | <input checked="" type="checkbox"/> | Non-Stocked,<br>Lead Time |
|   | 620057652-A06 |           | 2579338        | Cornelius | HARNESS, ENCLAVE<br>LIGHTING, LH             |   | EA | Wire Harness   | <input checked="" type="checkbox"/> | Non-Stocked,<br>Lead Time |
|   | 620057652-A08 |           | 2579339        | Cornelius | HARNESS, ENCLAVE<br>LIGHTING, RH             |   | EA | Wire Harness   | <input checked="" type="checkbox"/> | Non-Stocked,<br>Lead Time |
|    | 620057652-A11 |           | 2581570        | Cornelius | BACK LIGHT, LED                              | FOR PBD ED175<br>REFRESH                  | EA | PART           | <input checked="" type="checkbox"/> | Non-Stocked,<br>Lead Time |
|    | 620057652-A12 |           | 2619080        | Cornelius | BACK LIGHT, LED                              | FOR IDC255                                | EA | PART           | <input checked="" type="checkbox"/> | Non-Stocked,<br>Lead Time |
|    | 620057652-A28 |           | 2618190        | Cornelius | BOARD ASSEMBLY,<br>ENCLAVE LIGHTING          | RGB+W, RIGHT.<br>FOR SPIRE 5.0            | EA | PART           | <input checked="" type="checkbox"/> | Non-Stocked,<br>Lead Time |
|  | 620057726     | 620057726 | 2557777        | Cornelius | FACE & VALVE<br>ASSEMBLY W/ ADA<br>SPH VALVE | FOR VIPER E2-3-4                          | EA | PART           | <input type="checkbox"/>            |                           |
|  | 620057734-100 |           | 2587032        | Cornelius | HUB USB 4 PORT                               | FOR SPIRE 5.0                             | EA | PART           | <input checked="" type="checkbox"/> | Non-Stocked,<br>Lead Time |
|  | 620057781     |           | 2569174        | Cornelius | PEDESTAL, CUP<br>REST                        | FOR PEPSI TOWER                           | EA | Cup Rest       | <input checked="" type="checkbox"/> | Non-Stocked,<br>Lead Time |
|  | 620057808-100 |           | 2569727        | Cornelius | CONTROL BOARD,<br>VALVE                      | FOR PEPSI TOWER                           | EA | Control Board  | <input checked="" type="checkbox"/> | Non-Stocked,<br>Lead Time |


| Picture   | Vendor Item   | GIS Item      | Alternate Item | Vendor    | Item Description 01                | Item Description 02                | UM | Classification | NS                                  |                        |
|---|---------------|---------------|----------------|-----------|------------------------------------|------------------------------------|----|----------------|-------------------------------------|------------------------|
|     | 620057808-201 |               | 2576021        | Cornelius | BOARD, MFV PCBA W/ ON-OFF RELAY    |                                    | EA | Control Board  | <input checked="" type="checkbox"/> | Non-Stocked, Lead Time |
|     | 620057808-400 | 620057808-400 | 2583406        | Cornelius | BOARD ASSY MFV 10B/4F/4W, NO RELAY | FOR IDC PRO / IDC RED              | EA | Control Board  | <input type="checkbox"/>            |                        |
|     | 620057808-402 |               | 2617030        | Cornelius | BOARD MFV PCBA 12B/4F/4W, NO RELAY | FOR ABS 2.0                        | EA | Control Board  | <input checked="" type="checkbox"/> | Non-Stocked, Lead Time |
|     | 620057808-600 |               | 2579345        | Cornelius | BOARD MFV PCBA 12-4-4, NO RELAY    | FOR SPIRE 3.0                      | EA | Control Board  | <input checked="" type="checkbox"/> | Non-Stocked, Lead Time |
|    | 620057820     | 620057820     | 2560209        | Cornelius | RUN CAPACITOR, 60 HZ, GEARMOTOR    | FOR VIPER E2-3-4                   | EA | PART           | <input type="checkbox"/>            |                        |
|    | 620057821     |               | 2614141        | Cornelius | CAPACITOR, RUN, MOTOR, 60HZ        | FOR VIPER E2-3                     | EA | PART           | <input checked="" type="checkbox"/> | Non-Stocked, Lead Time |
|     | 620057826-012 |               | 2579346        | Cornelius | CABLE, USB HUB TO ADA BRIDGE 2M    | FOR SPIRE 3.0-5.0                  | EA | PART           | <input checked="" type="checkbox"/> | Non-Stocked, Lead Time |
|   | 620057826-013 |               | 2576173        | Cornelius | HARNESS, CABLE, USB MALE TYPE A TO | TYPE B 1.5M. FOR IDC PRO / IDC RED | EA | PART           | <input checked="" type="checkbox"/> | Non-Stocked, Lead Time |
|  | 620057826-032 |               | 2583352        | Cornelius | CABLE, USB HUB TO DX3 PCB          | FOR SPIRE 3.0                      | EA | PART           | <input checked="" type="checkbox"/> | Non-Stocked, Lead Time |
|   | 620057839     |               | 2617975        | Cornelius | WHEEL ENCODER                      | FOR ABS 2.0                        | EA | PART           | <input checked="" type="checkbox"/> | Non-Stocked, Lead Time |









| Picture  | Vendor Item   | GIS Item | Alternate Item | Vendor    | Item Description 01                        | Item Description 02        | UM | Classification | NS                                  |                           |
|--|---------------|----------|----------------|-----------|--|----------------------------|----|----------------|-------------------------------------|---------------------------|
|              | 620057846     |          | 2560208        | Cornelius | BRACKET,<br>CAPACITOR                      | FOR VIPER (?)              | EA | PART           | <input checked="" type="checkbox"/> | Non-Stocked,<br>Lead Time |
|              | 620057851-010 |          | 2619738        | Cornelius | ETHERNET CABLE,<br>STRAIGHT<br>GROUND, 10' | FOR ABS 2.0                | EA | PART           | <input checked="" type="checkbox"/> | Non-Stocked,<br>Lead Time |
|              | 620057858     |          | 2583401        | Cornelius | BASE 3, MODULE<br>MFV                      | FOR IDC PRO / IDC<br>RED   | EA | PART           | <input checked="" type="checkbox"/> | Non-Stocked,<br>Lead Time |
|              | 620057859     |          | 2582175        | Cornelius | FITTING, SYRUP,<br>BARBED, MFV             | FOR MULTI-<br>FLAVOR VALVE | EA | PART           | <input checked="" type="checkbox"/> | Non-Stocked,<br>Lead Time |
|         | 620057861-125 |          | 2570687        | Cornelius | HARNESS, POWER,<br>TOUCH SCREEN, 48"       | FOR SPIRE 2.0-3.0          | EA | Wire Harness   | <input checked="" type="checkbox"/> | Non-Stocked,<br>Lead Time |
|  | 620057864-001 |          | 2571355        | Cornelius | HARNESS, LED<br>SPOTLIGHT ASSY,<br>18", SS | FOR SPIRE 2.0-3.0          | EA | Wire Harness   | <input checked="" type="checkbox"/> | Non-Stocked,<br>Lead Time |
|        | 620057864-003 |          | 2579349        | Cornelius | HARNESS, LED<br>DOWNLIGHT, 42"             | FOR IDC PRO / IDC<br>RED   | EA | Wire Harness   | <input checked="" type="checkbox"/> | Non-Stocked,<br>Lead Time |
|            | 620057932     |          | 2569182        | Cornelius | LOCK SUPPORT,<br>DOOR ASSEMBLY             |                            | EA | PART           | <input checked="" type="checkbox"/> | Non-Stocked,<br>Lead Time |
|            | 620058165-003 |          | 2584612        | Cornelius | CABLE, 50 OHM, RF<br>ASSEMBLY, 1200M       |                            | EA | PART           | <input checked="" type="checkbox"/> | Non-Stocked,<br>Lead Time |
|            | 620058272-001 |          | 2583389        | Cornelius | VALVE ASSEMBLY,<br>2 X 2 FLAVOR            | FOR IDC PRO                | EA | PART           | <input checked="" type="checkbox"/> | Non-Stocked,<br>Lead Time |

















| Picture   | Vendor Item   | GIS Item | Alternate Item | Vendor    | Item Description 01                          | Item Description 02                            | UM | Classification        | NS                                  |                           |
|---|---------------|----------|----------------|-----------|--|--|----|-----------------------|-------------------------------------|---------------------------|
|    | 620058272-008 |          | 2583825        | Cornelius | VALVE ASSEMBLY,<br>2 W210 Wtr/2 HY<br>Brand  |  | EA | PART                  | <input checked="" type="checkbox"/> | Non-Stocked,<br>Lead Time |
|    | 620058272-009 |          | 2587024        | Cornelius | VALVE ASSEMBLY,<br>2 Low Flow Wtr<br>2HY Bra | FOR SPIRE 5.0                                  | EA | PART                  | <input checked="" type="checkbox"/> | Non-Stocked,<br>Lead Time |
|    | 620058272-029 |          | 2622706        | Cornelius | VALVE ASSEMBLY,<br>MFV Brand 2x2<br>Slnd F   | FOR ABS 2.0                                    | EA | PART                  | <input checked="" type="checkbox"/> | Non-Stocked,<br>Lead Time |
|    | 620058276     |          | 2569074        | Cornelius | PUMP, WATER, SS,<br>100GPH SI                |  | EA | Water Pump            | <input checked="" type="checkbox"/> | Non-Stocked,<br>Lead Time |
|    | 620058279-01  |          | 2582330        | Cornelius | SOLENOID ASSY,<br>WATER, 24V,<br>GRAPPA, MFV | FOR COLD FUSION<br>/ FF / ABS 2.0 / IDC<br>PRO | EA | PART                  | <input checked="" type="checkbox"/> | Non-Stocked,<br>Lead Time |
|    | 620058280-01  |          | 2582329        | Cornelius | SOLENOID ASSY,<br>SYRUP, 24V,<br>GRAPPA, MFV | FOR COLD FUSION<br>/ FLAVORFUSION /<br>IDC PRO | EA | PART                  | <input checked="" type="checkbox"/> | Non-Stocked,<br>Lead Time |
|   | 620058297     |          | 2583411        | Cornelius | CLIP, VALVE<br>MODULE, MFV                   | FOR IDC PRO / IDC<br>RED                       | EA | PART                  | <input checked="" type="checkbox"/> | Non-Stocked,<br>Lead Time |
|  | 620058302     |          | 2560207        | Cornelius | BRACKET<br>ASSEMBLY,<br>CAPACITOR            | FOR VIPER 2                                    | EA | PART                  | <input checked="" type="checkbox"/> | Non-Stocked,<br>Lead Time |
|  | 620058321     |          | 2566590        | Cornelius | HARNESS,<br>LATCHING,<br>SOLENOID            |  | EA | Wire Harness          | <input checked="" type="checkbox"/> | Non-Stocked,<br>Lead Time |
|  | 620058324     |          | 2613319        | Cornelius | TAPE, PIPE SEALING<br>PTFE 1/2" x 260"       |  | EA | Accessory,<br>General | <input checked="" type="checkbox"/> | Non-Stocked,<br>Lead Time |










| Picture  | Vendor Item   | GIS Item | Alternate Item | Vendor    | Item Description 01                      | Item Description 02                         | UM | Classification | NS                                  |                        |
|--|---------------|----------|----------------|-----------|--|---|----|----------------|-------------------------------------|------------------------|
|    | 620058350     |          | 2589472        | Cornelius | MERCHANDISER ASSEMBLY, BLACK             | FOR FLAVORFUSION                            | EA | Merchandiser   | <input checked="" type="checkbox"/> | Non-Stocked, Lead Time |
|    | 620058357-003 |          | 2570049        | Cornelius | PANEL ASSEMBLY, SPLASH, BLACK, TOWER 2.0 |   | EA | Splash Panel   | <input checked="" type="checkbox"/> | Non-Stocked, Lead Time |
|    | 620058458     |          | 2568510        | Cornelius | FAN BLADE, 6-PETALS, EVAPORATOR          | FOR HELIX                                   | EA | PART           | <input checked="" type="checkbox"/> | Non-Stocked, Lead Time |
|    | 620058463     |          | 2574058        | Cornelius | COMPRESSOR, 220V/50HZ                    | FOR HELIX                                   | EA | Compressor     | <input checked="" type="checkbox"/> | Non-Stocked, Lead Time |
|    | 620058504-003 |          | 2570047        | Cornelius | DRIP TRAY ASSEMBLY, BLACK                | FOR SPIRE 2.0                               | EA | Drip Tray      | <input checked="" type="checkbox"/> | Non-Stocked, Lead Time |
|    | 620058545-001 |          | 2566587        | Cornelius | BREAKER,CIRCUIT, 4A, 60 HZ               | FOR IDC PRO / IDC RED                       | EA | PART           | <input checked="" type="checkbox"/> | Non-Stocked, Lead Time |
|   | 620058545-002 |          | 2576022        | Cornelius | CIRCUIT BREAKER, 5 AMP                   | FOR SPIRE 2.0-3.0 / IDC PRO / IDC RED       | EA | PART           | <input checked="" type="checkbox"/> | Non-Stocked, Lead Time |
|  | 620058545-003 |          | 2576023        | Cornelius | CIRCUIT BREAKER 3A, EBOX                 | FOR QUEST E4 (R290) / SPIRE 2-3-5 / IDC PRO | EA | PART           | <input checked="" type="checkbox"/> | Non-Stocked, Lead Time |
|  | 620058551     |          | 2568517        | Cornelius | BEARING PIVOT                            |   | EA | PART           | <input checked="" type="checkbox"/> | Non-Stocked, Lead Time |
|  | 620058573     |          | 2620799        | Cornelius | BRACKET, CAPACITOR, FAN                  | FOR VIPER (?)                               | EA | PART           | <input checked="" type="checkbox"/> | Non-Stocked, Lead Time |








| Picture   | Vendor Item   | GIS Item | Alternate Item | Vendor    | Item Description 01                    | Item Description 02                 | UM | Classification   | NS                                  |                        |
|---|---------------|----------|----------------|-----------|--|-------------------------------------|----|------------------|-------------------------------------|------------------------|
|     | 620058577     |          | 2571556        | Cornelius | GRAPHIC, BO JANGLES                    | FOR IDC215                          | EA | Graphic          | <input checked="" type="checkbox"/> | Non-Stocked, Lead Time |
|     | 620058608     |          | 2578754        | Cornelius | TUBING, TYGON, 3/32" x 5/32" Flv 600In |                                     | EA | Tubing, Beverage | <input checked="" type="checkbox"/> | Non-Stocked, Lead Time |
|    | 620058610     |          | 2594304        | Cornelius | FITTING, REDUCER, 3/16" to 3/32" TUBE  | FOR SPIRE 2.0                       | EA | Fitting, General | <input checked="" type="checkbox"/> | Non-Stocked, Lead Time |
|    | 620058624     |          | 2579340        | Cornelius | SCREW, MACHINE, 08-32 FIPh StBl        | FOR SPIRE 3.0-5.0                   | EA | Hardware         | <input checked="" type="checkbox"/> | Non-Stocked, Lead Time |
|    | 620058683     |          | 2579331        | Cornelius | HINGE, DOOR, FEMALE, PBD               | FOR SPIRE 3.0-5.0                   | EA | PART             | <input checked="" type="checkbox"/> | Non-Stocked, Lead Time |
|     | 620058690     |          | 2607506        | Cornelius | COMPRESSOR 115V/60Hz Tecumseh          | FOR QUEST ELITE 2-4 / NITRO CNB BIB | EA | Compressor       | <input checked="" type="checkbox"/> | Non-Stocked, Lead Time |
|   | 620058691     |          | 2623288        | Cornelius | TUBING SUCTION LINE W/ HX              | FOR QUEST 2                         | EA | PART             | <input checked="" type="checkbox"/> | Non-Stocked, Lead Time |
|   | 620058693     |          | 2607507        | Cornelius | COMPRESSOR 230V/50HZ                   | FOR QUEST ELITE 2-4 50HZ            | EA | Compressor       | <input checked="" type="checkbox"/> | Non-Stocked, Lead Time |
|  | 620058730     |          | 2579332        | Cornelius | LEVER, ICE DISPENSE, PBD/PID           |                                     | EA | PART             | <input checked="" type="checkbox"/> | Non-Stocked, Lead Time |
|   | 620058733-004 |          | 2619116        | Cornelius | FILTER, FERRITE, SNAP-ON, 280 OHM      |                                     | EA | PART             | <input checked="" type="checkbox"/> | Non-Stocked, Lead Time |

| Picture  | Vendor Item   | GIS Item  | Alternate Item | Vendor    | Item Description 01                   | Item Description 02         | UM | Classification | NS                                  |                        |
|--|---------------|-----------|----------------|-----------|---------------------------------------|-----------------------------|----|----------------|-------------------------------------|------------------------|
|    | 620058733-005 |           | 2619117        | Cornelius | FILTER, FERRITE, SNAP-ON, 175 OHM     |                             | EA | PART           | <input checked="" type="checkbox"/> | Non-Stocked, Lead Time |
|    | 620058733-009 |           | 2619130        | Cornelius | FILTER, FERRITE, SNAP-ON, 260 OHM     |                             | EA | PART           | <input checked="" type="checkbox"/> | Non-Stocked, Lead Time |
|    | 620058733-010 |           | 2619133        | Cornelius | FILTER, FERRITE, SNAP-ON, 380 OHM     |                             | EA | PART           | <input checked="" type="checkbox"/> | Non-Stocked, Lead Time |
|    | 620058733-011 |           | 2619118        | Cornelius | FILTER, FERRITE, SNAP-ON, 375 OH      |                             | EA | PART           | <input checked="" type="checkbox"/> | Non-Stocked, Lead Time |
|    | 620058753     |           | 2569272        | Cornelius | THERMOSTAT SWITCH, BIN CONTROL        | FOR DF2XX / ABS 1.0 / IP150 | EA | PART           | <input checked="" type="checkbox"/> | Non-Stocked, Lead Time |
|    | 620058904     |           | 2588071        | Cornelius | CUP REST                              | FOR IDC PRO / IDC RED       | EA | Cup Rest       | <input checked="" type="checkbox"/> | Non-Stocked, Lead Time |
|   | 620059116     | 620059116 | 2574736        | Cornelius | SENSOR, TRANSDUCER, 0-50 PSI          | FOR VIPER E2-3-4            | EA | PART           | <input type="checkbox"/>            |                        |
|  | 620059157     |           | 2612493        | Cornelius | BRACKET, ENCLOSURE PR TRANSDUCER, PCB | FOR VIPER (?)               | EA | PART           | <input checked="" type="checkbox"/> | Non-Stocked, Lead Time |
|  | 620059250-003 |           | 2579489        | Cornelius | PANEL, SPLASH, MIDNIGHT, PBD          |                             | EA | Splash Panel   | <input checked="" type="checkbox"/> | Non-Stocked, Lead Time |
|  | 620059253     |           | 2579341        | Cornelius | DRIP TRAY, ENCLAVE ASSEMBLY, PBD      |                             | EA | Drip Tray      | <input checked="" type="checkbox"/> | Non-Stocked, Lead Time |







| Picture  | Vendor Item   | GIS Item | Alternate Item | Vendor    | Item Description 01                     | Item Description 02 | UM | Classification | NS                                  |                        |
|--|---------------|----------|----------------|-----------|---|---------------------|----|----------------|-------------------------------------|------------------------|
|    | 620059260     |          | 2582997        | Cornelius | MOTOR, AUGER                            |                     | EA | Motor          | <input checked="" type="checkbox"/> | Non-Stocked, Lead Time |
|    | 620059276     |          | 2615879        | Cornelius | TUBE ASSEMBLY, PRODUCT BARREL INLET     | FOR VIPER E2-3-4    | EA | PART           | <input checked="" type="checkbox"/> | Non-Stocked, Lead Time |
|    | 620059334     |          | 2597505        | Cornelius | INSULATION ENCLAVE, DRIP TRAY, PBD      |                     | EA | PART           | <input checked="" type="checkbox"/> | Non-Stocked, Lead Time |
|    | 620059405     |          | 2568515        | Cornelius | BLADE, FLAT, DOUBLE                     | FOR HELIX           | EA | PART           | <input checked="" type="checkbox"/> | Non-Stocked, Lead Time |
|    | 620059410     |          | 2568514        | Cornelius | POWER SUPPLY, 48VDC                     |                     | EA | PART           | <input checked="" type="checkbox"/> | Non-Stocked, Lead Time |
|    | 620059433-006 |          | 2589296        | Cornelius | PANEL, SIDE, LH, NON-ICEMAKER, MIDNIGHT | FOR SPIRE 5.0 PBD   | EA | PART           | <input checked="" type="checkbox"/> | Non-Stocked, Lead Time |
|   | 620059435-003 |          | 2579354        | Cornelius | PANEL, ACCESS, NON-ICEMAKER, MIDNIGHT   | FOR SPIRE 5.0 PBD   | EA | PART           | <input checked="" type="checkbox"/> | Non-Stocked, Lead Time |
|  | 620059440     |          | 2588962        | Cornelius | SUPPORT, BLOCK, MANUAL ICE FILL         | FOR SPIRE 5.0 PBD   | EA | PART           | <input checked="" type="checkbox"/> | Non-Stocked, Lead Time |
|  | 620059447     |          | 2569996        | Cornelius | LATCH, DOOR, TOWER 2.0                  |                     | EA | PART           | <input checked="" type="checkbox"/> | Non-Stocked, Lead Time |
|  | 620059497-001 |          | 2616628        | Cornelius | HARNESS, DOOR LOCK / LID INTERLOCK      | COMBO               | EA | Wire Harness   | <input checked="" type="checkbox"/> | Non-Stocked, Lead Time |


| Picture   | Vendor Item | GIS Item  | Alternate Item | Vendor    | Item Description 01                | Item Description 02         | UM | Classification | NS                                  |                        |
|---|-------------|-----------|----------------|-----------|------------------------------------|-----------------------------|----|----------------|-------------------------------------|------------------------|
|    | 620059560   |           | 2568511        | Cornelius | KEY, LOCK SWINGING CAM             |                             | EA | PART           | <input checked="" type="checkbox"/> | Non-Stocked, Lead Time |
|    | 620059602   |           | 2614135        | Cornelius | DRIER, IN, LIQUID LINE             |                             | EA | PART           | <input checked="" type="checkbox"/> | Non-Stocked, Lead Time |
|     | 620059605   |           | 2586196        | Cornelius | COVER, MANUAL ICE FILL W/ ICEMAKER | MIDNIGHT, FOR SPIRE 5.0 PBD | EA | PART           | <input checked="" type="checkbox"/> | Non-Stocked, Lead Time |
|    | 620059624   |           | 2617660        | Cornelius | BRACKET, STOPPER, STRENGTHENER     | FOR HELIX                   | EA | PART           | <input checked="" type="checkbox"/> | Non-Stocked, Lead Time |
|    | 620059654   |           | 2615662        | Cornelius | TUBE, COMPRESSOR DISCHARGE LINE IN | FOR QUEST HC (?)            | EA | PART           | <input checked="" type="checkbox"/> | Non-Stocked, Lead Time |
|     | 620059657   |           | 2607494        | Cornelius | COMPRESSOR, 220V/60HZ, Tecumseh    | FOR QUEST E2-4              | EA | Compressor     | <input checked="" type="checkbox"/> | Non-Stocked, Lead Time |
|     | 620059658   |           | 2617452        | Cornelius | TUBING, SUCTION LINE W/ HX         | FOR QUEST ELITE 4           | EA | PART           | <input checked="" type="checkbox"/> | Non-Stocked, Lead Time |
|   | 620059659   |           | 2623273        | Cornelius | LINE DISCHARGE TUBE, 4FI           |                             | EA | PART           | <input checked="" type="checkbox"/> | Non-Stocked, Lead Time |
|  | 620059661   | 620059661 | 2580764        | Cornelius | RELAY, COMPRESSOR TH0410YXA 115/60 | FOR QUEST ELITE 2-4         | EA | PART           | <input type="checkbox"/>            |                        |
|  | 620059680   |           | 2616294        | Cornelius | BRACKET, FINGER, HD TOWER          |                             | EA | PART           | <input checked="" type="checkbox"/> | Non-Stocked, Lead Time |




| Picture   | Vendor Item | GIS Item  | Alternate Item | Vendor    | Item Description 01                  | Item Description 02                       | UM | Classification        | NS                                  |                        |
|---|-------------|-----------|----------------|-----------|--------------------------------------|---|----|-----------------------|-------------------------------------|------------------------|
|                                   | 620059705   |           | 2606156        | Cornelius | DEFLECTOR, ICE GATE                  | (!! USE W/ SOFT ICE MODELS ONLY !!)       | EA | Adapter Kit, Icemaker | <input checked="" type="checkbox"/> | Non-Stocked, Lead Time |
|                                   | 620059706   |           | 2606155        | Cornelius | DEFLECTOR, ICE GATE, RIGHT-HAND      | (PART OF THE ICE CHUTE DOUBLE GASKET KIT) | EA | Adapter Kit, Icemaker | <input checked="" type="checkbox"/> | Non-Stocked, Lead Time |
|                                   | 620059707   |           | 2593514        | Cornelius | GATE RESTRICTOR                      | FOR ED1XX-2XX-300 / DF2XX / CARMA 250     | EA | PART                  | <input checked="" type="checkbox"/> | Non-Stocked, Lead Time |
|                                   | 620059717   | 620059717 | 2592253        | Cornelius | GASKET, OUT GATE OUTER (RED)         | FOR ED1XX-2XX-300 / CARMA250              | EA | PART                  | <input type="checkbox"/>            |                        |
|                                   | 620059718   |           | 2592252        | Cornelius | GASKET, ICE GATE INNER, BLACK        | FOR ED1XX-2XX-300 / CARMA250              | EA | PART                  | <input checked="" type="checkbox"/> | Non-Stocked, Lead Time |
|                                   | 620059721   |           | 2615661        | Cornelius | TUBE, SUCTION TUBE CONNECTOR         |   | EA | PART                  | <input checked="" type="checkbox"/> | Non-Stocked, Lead Time |
|                                  | 620059722   |           | 2615688        | Cornelius | COMPRESSOR, SERVICE KIT, R290, 50HZ  | FOR QUEST HC (R290) 50HZ                  | EA | Compressor            | <input checked="" type="checkbox"/> | Non-Stocked, Lead Time |
|  | 620059731   |           | 2616423        | Cornelius | LABEL, image = "PINCH POINT HAZARD"  | FOR ABS 2.0                               | EA | Label                 | <input checked="" type="checkbox"/> | Non-Stocked, Lead Time |
|                                 | 620059736   |           | 2579342        | Cornelius | DIFFUSER, MFV, MULTIFLAVOR NOZZLE    | GEN 2, FOR IDC PRO                        | EA | PART                  | <input checked="" type="checkbox"/> | Non-Stocked, Lead Time |
|                                 | 620059737   |           | 2579451        | Cornelius | SEAL, DIFFUSER MFV, GASKET, DIFFUSER | FOR IDC PRO / ABS 2.0                     | EA | PART                  | <input checked="" type="checkbox"/> | Non-Stocked, Lead Time |










| Picture   | Vendor Item | GIS Item  | Alternate Item | Vendor    | Item Description 01                        | Item Description 02                               | UM | Classification         | NS                                  |                           |
|---|-------------|-----------|----------------|-----------|--|---|----|------------------------|-------------------------------------|---------------------------|
|    | 620059743   |           | 2607429        | Cornelius | CAP, VALVE,<br>TAMPER RESISTANT            |   | EA | PART                   | <input checked="" type="checkbox"/> | Non-Stocked,<br>Lead Time |
|    | 620059773   |           | 2587026        | Cornelius | QUAD RING 364ID<br>070CS 70Du 559          | FOR SPIRE 2.0 /<br>ABS 2.0 / IDC PRO /<br>IDC RED | EA | PART                   | <input checked="" type="checkbox"/> | Non-Stocked,<br>Lead Time |
|     | 620059977   |           | 2618441        | Cornelius | POWER SUPPLY 24<br>VDC                     | FOR CNB MINI                                      | EA | PART                   | <input checked="" type="checkbox"/> | Non-Stocked,<br>Lead Time |
|     | 620060041   | 620060041 | 2578348        | Cornelius | HARVEST<br>ASSEMBLY, 160<br>DEG, 115V      | FOR CCM0430-<br>0530                              | EA | Harvest Assist<br>Assy | <input type="checkbox"/>            |                           |
|     | 620060209   |           | 2616679        | Cornelius | COMPRESSOR KIT,<br>220V/50HZ               | FOR CNM0322-<br>0522                              | EA | Compressor             | <input checked="" type="checkbox"/> | Non-Stocked,<br>Lead Time |
|     | 620060214   |           | 2606343        | Cornelius | MEMBRANE<br>SWITCH (ON-OFF)                | (SEE IOM #<br>9101394-01)                         | EA | PART                   | <input checked="" type="checkbox"/> | Non-Stocked,<br>Lead Time |
|   | 620060241   |           | 2615529        | Cornelius | WATER PUMP<br>ASSEMBLY                     | FOR CNM0830 /<br>CNM1030                          | EA | Water Pump             | <input checked="" type="checkbox"/> | Non-Stocked,<br>Lead Time |
|  | 620061079   |           | 2593638        | Cornelius | SCREW, MACHINE<br>4-40 x 1/4, FOR<br>AERO  | FLAT UNDERCUT<br>HEAD 18-8 SS                     | EA | Hardware               | <input checked="" type="checkbox"/> | Non-Stocked,<br>Lead Time |
|  | 620061130   |           | 2616466        | Cornelius | SCREW, MACHINE<br>4-40 x 312 PaPh 18-<br>8 |   | EA | Hardware               | <input checked="" type="checkbox"/> | Non-Stocked,<br>Lead Time |
|   | 620061443   |           | 2615257        | Cornelius | COMPRESSOR,<br>Tecumseh,<br>AE3425Y-AA1A   | FOR JT20  | EA | Compressor             | <input checked="" type="checkbox"/> | Non-Stocked,<br>Lead Time |




















| Picture  | Vendor Item | GIS Item  | Alternate Item | Vendor    | Item Description 01                           | Item Description 02          | UM | Classification | NS                                  |                           |
|--|-------------|-----------|----------------|-----------|---|------------------------------|----|----------------|-------------------------------------|---------------------------|
|    | 620061444   |           | 2602513        | Cornelius | COMPRESSOR<br>1/3HP, 120V, 60HZ               | FOR JT30                     | EA | Compressor     | <input checked="" type="checkbox"/> | Non-Stocked,<br>Lead Time |
|    | 620061446   |           | 2575951        | Cornelius | COMPRESSOR<br>AE1153E-212-A4,<br>115V, R143A  | FOR EJ1                      | EA | Compressor     | <input checked="" type="checkbox"/> | Non-Stocked,<br>Lead Time |
|    | 620061505   |           | 2616830        | Cornelius | DRIP TRAY, DRAIN<br>ASSEMBLY                  | FOR IDC PRO                  | EA | Drip Tray      | <input checked="" type="checkbox"/> | Non-Stocked,<br>Lead Time |
|    | 620061537   |           | 2583415        | Cornelius | LID ADAPTER<br>ASSEMBLY                       | FOR IDC PRO / FOR<br>IDC RED | EA | Lid            | <input checked="" type="checkbox"/> | Non-Stocked,<br>Lead Time |
|    | 620061583   | 620061583 | 2574735        | Cornelius | TANK, EXPANSION,<br>21.50 OZ FLOJET,<br>SHORT | FOR VIPER ELITE 2-<br>3-4    | EA | PART           | <input type="checkbox"/>            |                           |
|    | 620061600   | 620061600 | 2603441        | Cornelius | SEAL, MOTOR<br>SHAFT BUSHING                  | FOR ED2XX /<br>CARMA 250     | EA | PART           | <input type="checkbox"/>            |                           |
|   | 620061825   | 620061825 | 2587472        | Cornelius | BACKLIGHT PANEL,<br>PCBA W/ LED<br>CIRCUIT    | FOR VIPER E2-3-4             | EA | PART           | <input type="checkbox"/>            |                           |
|  | 620061826   | 620061826 | 2616564        | Cornelius | HARNES, LED<br>BACKLIGHT, VIPER               | FOR VIPER E2-3-4             | EA | Wire Harness   | <input type="checkbox"/>            |                           |
|  | 620061844   |           | 2607144        | Cornelius | LABEL, VALVE<br>TAMPER RESISTANT              | 2.5In x 1/2In                | EA | Label          | <input checked="" type="checkbox"/> | Non-Stocked,<br>Lead Time |
|  | 620061845   |           | 2607469        | Cornelius | LABEL, VALVE<br>TAMPER RESISTANT              | 1.25In x 1/2In               | EA | Label          | <input checked="" type="checkbox"/> | Non-Stocked,<br>Lead Time |

| Picture  | Vendor Item | GIS Item  | Alternate Item | Vendor    | Item Description 01                     | Item Description 02                     | UM | Classification | NS                                  |                           |
|--|-------------|-----------|----------------|-----------|---|---|----|----------------|-------------------------------------|---------------------------|
|    | 620061906   |           | 2583399        | Cornelius | HARNESS, DC UI<br>DUAL VOLTAGE          | FOR IDC PRO / IDC<br>RED                | EA | Wire Harness   | <input checked="" type="checkbox"/> | Non-Stocked,<br>Lead Time |
|    | 620061927   |           | 2580612        | Cornelius | INSULATION W/<br>ADHESIVE FOR MINI      | EXPANSION TANK.<br>FOR VIPER E2-3-4     | EA | PART           | <input checked="" type="checkbox"/> | Non-Stocked,<br>Lead Time |
|    | 620061951   |           | 2591745        | Cornelius | TUBE, COLD PLATE<br>DRAIN               | FOR SPIRE 5.0 PBD                       | EA | PART           | <input checked="" type="checkbox"/> | Non-Stocked,<br>Lead Time |
|   | 620061953   |           | 2579333        | Cornelius | CATCH, MAGNETIC<br>SEALED 6.6#          | FOR IDC PRO / IDC<br>RED                | EA | PART           | <input checked="" type="checkbox"/> | Non-Stocked,<br>Lead Time |
|    | 620061986   | 620061986 | 2583416        | Cornelius | PANEL ASSEMBLY,<br>NOZZLE SHROUD        | UNDER-PANEL<br>ASSEMBLY. FOR<br>IDC PRO | EA | PART           | <input type="checkbox"/>            |                           |
|    | 620061992   |           | 2603442        | Cornelius | GASKET MOTOR<br>SHAFT                   | FOR ED2XX /<br>CARMA 250                | EA | PART           | <input checked="" type="checkbox"/> | Non-Stocked,<br>Lead Time |
|   | 620061993   |           | 2613803        | Cornelius | SEAL, AGITATOR<br>SHAFT                 | FOR ED-<br>DF150/175/300                | EA | PART           | <input checked="" type="checkbox"/> | Non-Stocked,<br>Lead Time |
|  | 620061994   |           | 2613801        | Cornelius | GASKET, MOTOR<br>SHAFT                  | FOR ED-DF<br>150/175/300                | EA | PART           | <input checked="" type="checkbox"/> | Non-Stocked,<br>Lead Time |
|  | 620061997   |           | 2574325        | Cornelius | DRIP TRAY                               | FOR IMD600-90                           | EA | Drip Tray      | <input checked="" type="checkbox"/> | Non-Stocked,<br>Lead Time |
|  | 620062012   |           | 2619401        | Cornelius | DIFFUSER, MFV,<br>MULTIFLAVOR<br>NOZZLE | W/ OVERMOLD,<br>GEN 5. FOR IDC<br>PRO   | EA | PART           | <input checked="" type="checkbox"/> | Non-Stocked,<br>Lead Time |











| Picture   | Vendor Item       | GIS Item | Alternate Item | Vendor    | Item Description 01               | Item Description 02      | UM | Classification              | NS                                  |                           |
|---|-------------------|----------|----------------|-----------|-----------------------------------|--------------------------|----|-----------------------------|-------------------------------------|---------------------------|
|    | 620062093         |          | 2612118        | Cornelius | CUP DISPENSER,<br>16Oz TO 21Oz    | FOR ABS 2.0              | EA | Cup<br>Dispensing<br>System | <input checked="" type="checkbox"/> | Non-Stocked,<br>Lead Time |
|    | 620062094         |          | 2615060        | Cornelius | LOCK RING, 16Oz<br>TO 21 Oz CUP   | FOR ABS 2.0              | EA | PART                        | <input checked="" type="checkbox"/> | Non-Stocked,<br>Lead Time |
|    | 620062097         |          | 2617125        | Cornelius | CUP DISPENSER<br>KIT, MEDIUM      | FOR ABS 2.0              | EA | Cup<br>Dispensing<br>System | <input checked="" type="checkbox"/> | Non-Stocked,<br>Lead Time |
|    | 620062108         |          | 2583414        | Cornelius | BOARD, ADA<br>ASSEMBLY            | FOR IDC PRO / IDC<br>RED | EA | PART                        | <input checked="" type="checkbox"/> | Non-Stocked,<br>Lead Time |
|    | 620062110         |          | 2598341        | Cornelius | WRAP, CABINET                     | FOR IDC PRO              | EA | PART                        | <input checked="" type="checkbox"/> | Non-Stocked,<br>Lead Time |
|    | 620062149         |          | 2615639        | Cornelius | CUP DISPENSER, 30<br>Oz           | FOR ABS 2.0              | EA | Cup<br>Dispensing<br>System | <input checked="" type="checkbox"/> | Non-Stocked,<br>Lead Time |
|   | 620062150         |          | 2615640        | Cornelius | LOCK RING, 32Oz<br>Cup            | FOR ABS 2.0              | EA | PART                        | <input checked="" type="checkbox"/> | Non-Stocked,<br>Lead Time |
|  | 620062157         |          | 2617081        | Cornelius | CUP DISPENSER,<br>12Oz            | FOR ABS 2.0              | EA | Cup<br>Dispensing<br>System | <input checked="" type="checkbox"/> | Non-Stocked,<br>Lead Time |
|  | 620062158         |          | 2617079        | Cornelius | LOCK RING, 12Oz                   | FOR ABS 2.0              | EA | PART                        | <input checked="" type="checkbox"/> | Non-Stocked,<br>Lead Time |
|  | 620062175-<br>006 |          | 2587030        | Cornelius | LID TOP,<br>TEXTURED,<br>MIDNIGHT | FOR SPIRE 3.0            | EA | Lid                         | <input checked="" type="checkbox"/> | Non-Stocked,<br>Lead Time |

| Picture  | Vendor Item   | GIS Item  | Alternate Item | Vendor    | Item Description 01                 | Item Description 02                     | UM | Classification | NS                                  |                        |
|--|---------------|-----------|----------------|-----------|-------------------------------------|---|----|----------------|-------------------------------------|------------------------|
|    | 620062201-003 |           | 2579371        | Cornelius | SLIDE, ICE, MIDNIGHT                | FOR SPIRE 5.0 PBD                       | EA | Cup Rest       | <input checked="" type="checkbox"/> | Non-Stocked, Lead Time |
|    | 620062216-003 |           | 2579450        | Cornelius | TOUCHSCREEN ASSEMBLY, 15.6"         | FOR SPIRE 3.0                           | EA | PART           | <input checked="" type="checkbox"/> | Non-Stocked, Lead Time |
|    | 620062224     |           | 2578980        | Cornelius | BRACKET, MOUNTING, ADAPTER, MINI-   | FOR VIPER (?)                           | EA | PART           | <input checked="" type="checkbox"/> | Non-Stocked, Lead Time |
|    | 620062244     |           | 2581816        | Cornelius | BRACKET, ICE LEVER                  | FOR PBD175                              | EA | PART           | <input checked="" type="checkbox"/> | Non-Stocked, Lead Time |
|    | 620062262     |           | 2584757        | Cornelius | NOZZLE, GEN 2, MFV ASSEMBLY, 12/6/2 | FOR SPIRE 2.0 / ABS 2.0                 | EA | PART           | <input checked="" type="checkbox"/> | Non-Stocked, Lead Time |
|    | 620062271     |           | 2583418        | Cornelius | DRIP TRAY CLADDING                  | FOR IDC PRO                             | EA | PART           | <input checked="" type="checkbox"/> | Non-Stocked, Lead Time |
|   | 620062280     | 620062280 | 2580765        | Cornelius | OVERLOAD, TH0410YXA, 115V/60HZ      | FOR QUEST ELITE 2-4                     | EA | PART           | <input type="checkbox"/>            |                        |
|  | 620062283     |           | 2617435        | Cornelius | RELAY, COMPRESSOR AZA0395YXP        | 220V/60HZ. FOR QUEST ELITE 2-4          | EA | PART           | <input checked="" type="checkbox"/> | Non-Stocked, Lead Time |
|  | 620062284     |           | 2617436        | Cornelius | OBERLOAD, COMPRESSOR, AZA0395YXP    | 220V/60HZ. FOR OLYMPUS / FOR QUEST E2-4 | EA | PART           | <input checked="" type="checkbox"/> | Non-Stocked, Lead Time |
|  | 620062306     |           | 2619724        | Cornelius | GASKET, ADA                         | FOR IDC PRO / IDC RED                   | EA | PART           | <input checked="" type="checkbox"/> | Non-Stocked, Lead Time |










| Picture   | Vendor Item | GIS Item  | Alternate Item | Vendor    | Item Description 01                | Item Description 02                        | UM | Classification | NS                                  |                           |
|---|-------------|-----------|----------------|-----------|------------------------------------|--|----|----------------|-------------------------------------|---------------------------|
|    | 620062307   |           | 2583397        | Cornelius | NOZZLE ASSEMBLY,<br>10/4/4, LH     | LH MANIFOLD<br>NOZZLE ASSY. FOR<br>IDC PRO | EA | PART           | <input checked="" type="checkbox"/> | Non-Stocked,<br>Lead Time |
|    | 620062355   |           | 2586741        | Cornelius | MAGNET<br>INTERLOCK                | FOR PBD175                                 | EA | PART           | <input checked="" type="checkbox"/> | Non-Stocked,<br>Lead Time |
|     | 620062363   |           | 2580129        | Cornelius | BRACKET,<br>MOUNTING,<br>ICE MAKER | FOR PBD175                                 | EA | PART           | <input checked="" type="checkbox"/> | Non-Stocked,<br>Lead Time |
|     | 620062399   | 620062399 | 2583417        | Cornelius | SPLASH PANEL<br>ASSEMBLY           | FOR IDC PRO / IDC<br>RED                   | EA | Splash Panel   | <input type="checkbox"/>            |                           |
|     | 620062408   | 620062408 | 2583413        | Cornelius | SPLASH PANEL<br>ASSY, Z-STYLE      | FOR IDC PRO / IDC<br>RED                   | EA | Splash Panel   | <input type="checkbox"/>            |                           |
|     | 620062469   |           | 2616587        | Cornelius | COVER, ICE CHUTE<br>CYLINDER       |  | EA | PART           | <input checked="" type="checkbox"/> | Non-Stocked,<br>Lead Time |
|    | 620062478   |           | 2617326        | Cornelius | CLIP, TUBE, 16-<br>21Oz CUP        |  | EA | PART           | <input checked="" type="checkbox"/> | Non-Stocked,<br>Lead Time |
|  | 620062516   | 620062516 | 2582184        | Cornelius | MEMBRANE<br>SWITCH, LEGACY         | FOR FLAVOR SHOT<br>/ REFRESH               | EA | PART           | <input type="checkbox"/>            |                           |
|   | 620062577   | 620062577 | 2623299        | Cornelius | JUMPER, AGITATOR<br>BOARD          | FOR<br>FLAVORFUSION /<br>IDC PRO / IDC2XX  | EA | Control Board  | <input type="checkbox"/>            |                           |
|   | 620062599   |           | 2615642        | Cornelius | CLIP, TUBE, 32Oz<br>CUP            |  | EA | PART           | <input checked="" type="checkbox"/> | Non-Stocked,<br>Lead Time |










| Picture   | Vendor Item | GIS Item  | Alternate Item | Vendor    | Item Description 01                  | Item Description 02                   | UM | Classification | NS                                  |                        |
|---|-------------|-----------|----------------|-----------|--------------------------------------|---------------------------------------|----|----------------|-------------------------------------|------------------------|
|     | 620062607   |           | 2620956        | Cornelius | FOAM DRIP TRAY                       | FOR IDC PRO RF255                     | EA | PART           | <input checked="" type="checkbox"/> | Non-Stocked, Lead Time |
|    | 620062612   |           | 2582172        | Cornelius | FRONT HOUSING, LEGACY / REFRESH      | FOR FLAVOR SHOT / PBD REFRESH MODELS  | EA | PART           | <input checked="" type="checkbox"/> | Non-Stocked, Lead Time |
|     | 620062613   |           | 2615539        | Cornelius | MOLD, BOTTOM, FLAVOR SHOT            | FOR LEGACY REFRESH MODELS             | EA | PART           | <input checked="" type="checkbox"/> | Non-Stocked, Lead Time |
|    | 620062618   |           | 2582166        | Cornelius | MOUNTING PLATE                       | FOR FLAVOR SHOT / LEGACY REFRESH      | EA | PART           | <input checked="" type="checkbox"/> | Non-Stocked, Lead Time |
|     | 620062619   |           | 2609232        | Cornelius | TUBE CARRIER                         | FOR LEGACY REFRESH                    | EA | PART           | <input checked="" type="checkbox"/> | Non-Stocked, Lead Time |
|    | 620062633   | 620062633 | 2617290        | Cornelius | NOZZLE PANEL THUMB SCREW             | FOR IDC PRO / IDC RED                 | EA | PART           | <input type="checkbox"/>            |                        |
|   | 620062635   |           | 2579372        | Cornelius | HINGE, DOOR, MALE                    | FOR SPIRE 3.0-5.0                     | EA | PART           | <input checked="" type="checkbox"/> | Non-Stocked, Lead Time |
|  | 620062653   | 620062653 | 2581569        | Cornelius | Q2 MERCHANDISER GRAPHIC, HAMPTON INN | FOR QUEST E2                          | EA | Merchandiser   | <input type="checkbox"/>            |                        |
|  | 620062654   | 620062654 | 2578979        | Cornelius | Q4 MERCHANDISER GRAPHIC (OBS)        | HAMPTON INN. FOR QUEST E4. (5) STOCK. | EA | Merchandiser   | <input type="checkbox"/>            |                        |
|   | 620062667   |           | 2591986        | Cornelius | BRACKET, MANIFOLD, LEFT-HAND         | FOR ED2XX / CARMA 250                 | EA | PART           | <input checked="" type="checkbox"/> | Non-Stocked, Lead Time |










| Picture   | Vendor Item | GIS Item | Alternate Item | Vendor    | Item Description 01                 | Item Description 02                      | UM | Classification | NS                                  |                        |
|---|-------------|----------|----------------|-----------|-------------------------------------|--|----|----------------|-------------------------------------|------------------------|
|    | 620062705   |          | 2583405        | Cornelius | HOUSING ASSEMBLY NOZZLE, MFV, OUTER | FOR IDC PRO / IDC RED                    | EA | PART           | <input checked="" type="checkbox"/> | Non-Stocked, Lead Time |
|    | 620062715   |          | 2586740        | Cornelius | LID, MAGNET HOLDER, LEG             | FOR LEGACY REFRESH MODELS/PBD            | EA | PART           | <input checked="" type="checkbox"/> | Non-Stocked, Lead Time |
|    | 620062717   |          | 2582170        | Cornelius | FRONT BRACKET                       | FOR FLAVOR SHOT / LEGACY REFRESH         | EA | PART           | <input checked="" type="checkbox"/> | Non-Stocked, Lead Time |
|    | 620062790   |          | 2583664        | Cornelius | RELAY (SN # 62A1514JC025 & ABOVE)   | FOR JS7                                  | EA | PART           | <input checked="" type="checkbox"/> | Non-Stocked, Lead Time |
|     | 620062795   |          | 2584843        | Cornelius | GASKET, FRONT                       | FOR FLAVOR SHOT / LEGACY REFRESH         | EA | PART           | <input checked="" type="checkbox"/> | Non-Stocked, Lead Time |
|    | 620062811   |          | 2582167        | Cornelius | FRONT MOLDED PLUG                   | FOR FLAVOR SHOT / LEGACY REFRESH         | EA | PART           | <input checked="" type="checkbox"/> | Non-Stocked, Lead Time |
|    | 620062813   |          | 2582166        | Cornelius | FLAVOR SHOT BTM W/ INSERT           | FOR FLAVOR SHOT / LEGACY REFRESH         | EA | PART           | <input checked="" type="checkbox"/> | Non-Stocked, Lead Time |
|  | 620062814   |          | 2586494        | Cornelius | FRONT PLUG BRACKET                  | FOR FLAVOR SHOT / LEGACY REFRESH         | EA | PART           | <input checked="" type="checkbox"/> | Non-Stocked, Lead Time |
|   | 620062825   |          | 2609230        | Cornelius | TUBE STRAP BRACKET                  | FOR FLAVOR SHOT / LEGACY REFRESH         | EA | PART           | <input checked="" type="checkbox"/> | Non-Stocked, Lead Time |
|   | 620062888   |          | 2583701        | Cornelius | LABELS, ADA, LEGACY                 | FOR FLAVOR SHOT / REFRESH / FLAVOR BLAST | EA | Label          | <input checked="" type="checkbox"/> | Non-Stocked, Lead Time |

| Picture   | Vendor Item | GIS Item  | Alternate Item | Vendor    | Item Description 01                       | Item Description 02      | UM | Classification | NS                                  |                           |
|---|-------------|-----------|----------------|-----------|---|--------------------------|----|----------------|-------------------------------------|---------------------------|
|     | 620062925   |           | 2613802        | Cornelius | QUAD RING 612ID<br>103CS 70Du 559Pe       | FOR ED1XX-300            | EA | PART           | <input checked="" type="checkbox"/> | Non-Stocked,<br>Lead Time |
|     | 620062926   | 620062926 | 2603443        | Cornelius | QUAD-RING 984ID<br>139CS 70DU 559PE       | FOR ED2XX /<br>CARMA 250 | EA | PART           | <input type="checkbox"/>            |                           |
|    | 620062937   |           | 2580944        | Cornelius | CATCH, MAGNETIC                           | FOR SPIRE                | EA | PART           | <input checked="" type="checkbox"/> | Non-Stocked,<br>Lead Time |
|     | 620062958   |           | 2597880        | Cornelius | HOUSING, INNER,<br>NOZZLE                 | FOR SPIRE 2.0            | EA | PART           | <input checked="" type="checkbox"/> | Non-Stocked,<br>Lead Time |
|     | 620062996   |           | 2607505        | Cornelius | COMPRESSOR,<br>1/4HP, 120V/60Hz,<br>R134A | Tecumseh                 | EA | Compressor     | <input checked="" type="checkbox"/> | Non-Stocked,<br>Lead Time |
|     | 620062997   |           | 2609910        | Cornelius | COMPRESSOR,<br>1/3HP, R134A,<br>TECUMSEH  | FOR IMD300-15            | EA | Compressor     | <input checked="" type="checkbox"/> | Non-Stocked,<br>Lead Time |
|    | 620063084   |           | 2617257        | Cornelius | CAP, TUBE, 4" ID                          | FOR ABS 2.0              | EA | PART           | <input checked="" type="checkbox"/> | Non-Stocked,<br>Lead Time |
|   | 620063086   |           | 2615643        | Cornelius | CAP, TUBE, 4.65" ID                       | FOR ABS 2.0              | EA | PART           | <input checked="" type="checkbox"/> | Non-Stocked,<br>Lead Time |
|   | 620063087   |           | 2617256        | Cornelius | CAP, TUBE, 3.65" ID                       | FOR ABS 2.0              | EA | PART           | <input checked="" type="checkbox"/> | Non-Stocked,<br>Lead Time |
|  | 620063094   |           | 2618455        | Cornelius | COVER, TURRET,<br>FRAME                   | FOR ABS 2.0              | EA | PART           | <input checked="" type="checkbox"/> | Non-Stocked,<br>Lead Time |













| Picture  | Vendor Item | GIS Item | Alternate Item | Vendor    | Item Description 01                    | Item Description 02 | UM | Classification | NS                                  |                        |
|--|-------------|----------|----------------|-----------|--|---------------------|----|----------------|-------------------------------------|------------------------|
|                           | 620063156   |          | 2580945        | Cornelius | RAMP, MAGNETIC, CATCH                  | FOR SPIRE (?)       | EA | PART           | <input checked="" type="checkbox"/> | Non-Stocked, Lead Time |
|                           | 620063194   |          | 2618091        | Cornelius | TURRET KIT                             | FOR ABS 2.0         | EA | PART           | <input checked="" type="checkbox"/> | Non-Stocked, Lead Time |
|                           | 620063195   |          | 2617990        | Cornelius | BRACKET, COLUMN, FRONT                 | FOR ABS 2.0         | EA | PART           | <input checked="" type="checkbox"/> | Non-Stocked, Lead Time |
|                           | 620063196   |          | 2617989        | Cornelius | WELDMENT HEX PLATE, HOLLOW SHAFT       | FOR ABS 2.0         | EA | PART           | <input checked="" type="checkbox"/> | Non-Stocked, Lead Time |
|                           | 620063198   |          | 2618014        | Cornelius | BRACKET, COLUMN, REAR                  | FOR ABS 2.0         | EA | PART           | <input checked="" type="checkbox"/> | Non-Stocked, Lead Time |
|                           | 620063202   |          | 2617102        | Cornelius | CHUTE, ICE                             | FOR ABS 2.0 NG      | EA | PART           | <input checked="" type="checkbox"/> | Non-Stocked, Lead Time |
|                          | 620063204   |          | 2617110        | Cornelius | CHUTE, ICE, COVER                      | FOR ABS 2.0 NG      | EA | PART           | <input checked="" type="checkbox"/> | Non-Stocked, Lead Time |
|                         | 620063206   |          | 2617764        | Cornelius | BRACKET, ENCLOSURE, CYLINDER           | FOR ABS (?)         | EA | PART           | <input checked="" type="checkbox"/> | Non-Stocked, Lead Time |
|                         | 620063257   |          | 2617445        | Cornelius | CONVEYOR ASSEMBLY KIT                  | FOR ABS 2.0         | EA | PART           | <input checked="" type="checkbox"/> | Non-Stocked, Lead Time |
|  | 620063258   |          | 2616994        | Cornelius | BELT, DRIVE, CONVEYOR, 55", 1.05 PITCH | FOR ABS 2.0         | EA | PART           | <input checked="" type="checkbox"/> | Non-Stocked, Lead Time |

| Picture  | Vendor Item | GIS Item | Alternate Item | Vendor    | Item Description 01                          | Item Description 02                 | UM | Classification | NS                                  |                           |
|--|-------------|----------|----------------|-----------|--|-------------------------------------|----|----------------|-------------------------------------|---------------------------|
|   | 620063259   |          | 2617103        | Cornelius | HOLDER, CUP<br>CONVEYOR                      | FOR ABS 2.0                         | EA | PART           | <input checked="" type="checkbox"/> | Non-Stocked,<br>Lead Time |
|   | 620063262   |          | 2617105        | Cornelius | HOUSING,<br>BEARING,<br>CONVEYOR             | FOR ABS 2.0                         | EA | PART           | <input checked="" type="checkbox"/> | Non-Stocked,<br>Lead Time |
|   | 620063264   |          | 2617104        | Cornelius | GEAR, CONVEYOR,<br>25-TEETH, 0.5 PITCH       | FOR ABS 2.0                         | EA | PART           | <input checked="" type="checkbox"/> | Non-Stocked,<br>Lead Time |
|    | 620063265   |          | 2617346        | Cornelius | SPACER, BELT<br>TENSION,<br>CONVEYOR         | FOR ABS 2.0                         | EA | PART           | <input checked="" type="checkbox"/> | Non-Stocked,<br>Lead Time |
|    | 620063266   |          | 2617108        | Cornelius | COVER, CONVEYOR                              | FOR ABS 2.0                         | EA | PART           | <input checked="" type="checkbox"/> | Non-Stocked,<br>Lead Time |
|    | 620063267   |          | 2617993        | Cornelius | CUP REST,<br>CONVEYOR                        | FOR ABS 2.0                         | EA | Cup Rest       | <input checked="" type="checkbox"/> | Non-Stocked,<br>Lead Time |
|  | 620063358   |          | 2584701        | Cornelius | GASKET, ADA                                  | FOR FLAVOR SHOT<br>/ LEGACY REFRESH | EA | PART           | <input checked="" type="checkbox"/> | Non-Stocked,<br>Lead Time |
|  | 620063359   |          | 2586171        | Cornelius | SPLASH PANEL<br>ASSEMBLY, ADA,<br>INSULATION | FOR PBD ED175<br>REFRESH            | EA | Splash Panel   | <input checked="" type="checkbox"/> | Non-Stocked,<br>Lead Time |
|  | 620063541   |          | 2615114        | Cornelius | TUBE, 3/4" DRAIN,<br>INSULATION<br>ASSEMBLY  | 6 FEET                              | EA | Tubing, Drain  | <input checked="" type="checkbox"/> | Non-Stocked,<br>Lead Time |
|  | 620063613   |          | 2619394        | Cornelius | PANEL, LOWER,<br>ADA                         | FOR PBD IDC255<br>SHOTS             | EA | PART           | <input checked="" type="checkbox"/> | Non-Stocked,<br>Lead Time |










| Picture   | Vendor Item | GIS Item | Alternate Item | Vendor    | Item Description 01                | Item Description 02   | UM | Classification | NS                                  |                        |
|---|-------------|----------|----------------|-----------|------------------------------------|-----------------------|----|----------------|-------------------------------------|------------------------|
|    | 620063617   |          | 2583125        | Cornelius | FUNNEL, C-PLATE DRAIN              | FOR SPIRE 3.0         | EA | PART           | <input checked="" type="checkbox"/> | Non-Stocked, Lead Time |
|    | 620063627   |          | 2583410        | Cornelius | ADAPTER, 3/16" BARB TUBING, MFV    | FOR IDC PRO / IDC RED | EA | PART           | <input checked="" type="checkbox"/> | Non-Stocked, Lead Time |
|    | 620063628   |          | 2583400        | Cornelius | ADAPTER, 1/4" BARB TUBING, MFV     | FOR IDC PRO / IDC RED | EA | PART           | <input checked="" type="checkbox"/> | Non-Stocked, Lead Time |
|    | 620063662   |          | 2583864        | Cornelius | HINGE ASSEMBLY                     | FOR IDC PRO / IDC RED | EA | PART           | <input checked="" type="checkbox"/> | Non-Stocked, Lead Time |
|    | 620063681   |          |                | Cornelius | HOPPER, FOAMED                     | FOR IDC PRO / IDC RED | EA | PART           | <input checked="" type="checkbox"/> | Non-Stocked, Lead Time |
|    | 620063793   |          | 2618310        | Cornelius | FITTING, SPARGER INJECTION         | FOR NITROPRO MINI     | EA | PART           | <input checked="" type="checkbox"/> | Non-Stocked, Lead Time |
|   | 620063832   |          | 2619085        | Cornelius | LABEL, UL COMPLIANT STATEMENT      |                       | EA | Label          | <input checked="" type="checkbox"/> | Non-Stocked, Lead Time |
|  | 620063846   |          | 2590449        | Cornelius | VALVE, STOUT AND ALE SS TAP        | FOR NITRO PRO BIB     | EA | PART           | <input checked="" type="checkbox"/> | Non-Stocked, Lead Time |
|  | 620063987   |          | 2582894        | Cornelius | DEFLECTOR, C-PLATE DRAIN, ED STYLE | FOR SPIRE 3.0         | EA | PART           | <input checked="" type="checkbox"/> | Non-Stocked, Lead Time |
|  | 620064016   |          | 2587108        | Cornelius | CIRCUIT BOARD LX3 PCBA             | FOR SPIRE 5.0         | EA | Control Board  | <input checked="" type="checkbox"/> | Non-Stocked, Lead Time |

| Picture  | Vendor Item   | GIS Item      | Alternate Item | Vendor    | Item Description 01                   | Item Description 02                | UM | Classification | NS   |
|--|---------------|---------------|----------------|-----------|---------------------------------------|------------------------------------|----|----------------|--|
|    | 620064030-001 | 620064030-001 | 2589148        | Cornelius | LED LIGHT TUBE 24"                    | FOR ED2XX / IDC2XX / CARMA250      | EA | PART           | <input type="checkbox"/>                                   |
|    | 620064030-002 | 620064030-002 | 2589149        | Cornelius | LED LIGHT TUBE, 18", 24 VDC, 8W       | FOR ED150-175-300                  | EA | PART           | <input type="checkbox"/>                                   |
|    | 620064030-005 |               | 2618516        | Cornelius | LIGHT TUBE, 28" 6W 24VDC              | FOR CARMA 250                      | EA | PART           | <input type="checkbox"/>                                   |
|    | 620064040-001 |               | 2595220        | Cornelius | HARNESS, LED JUMPER, 7"               | FOR DF-ED250                       | EA | Wire Harness   | <input checked="" type="checkbox"/> Non-Stocked, Lead Time |
|    | 620064160     |               | 2614637        | Cornelius | ADAPTER PLATE, LED DRIVER             |                                    | EA | PART           | <input checked="" type="checkbox"/> Non-Stocked, Lead Time |
|    | 620064161     | 620064161     | 2587752        | Cornelius | CLIP RETAINING LED LIGHT BAR          | FOR ED1XX/2XX/300/ID C2XX/CARMA250 | EA | PART           | <input type="checkbox"/>                                   |
|   | 620064162     |               | 2615941        | Cornelius | PLATE, STARTER SOCKET                 |                                    | EA | PART           | <input checked="" type="checkbox"/> Non-Stocked, Lead Time |
|  | 620064175     |               | 2583225        | Cornelius | OVERLAY, KEYPAD, SHOTS, CANADA        | FOR ED175 SHOTS                    | EA | PART           | <input checked="" type="checkbox"/> Non-Stocked, Lead Time |
|  | 620064189     |               | 2583870        | Cornelius | NOZZLE ASSEMBLY, 10/4/4, RH, MANIFOLD | FOR IDC PRO                        | EA | PART           | <input checked="" type="checkbox"/> Non-Stocked, Lead Time |
|  | 620064221     |               | 2587034        | Cornelius | FILLER, ICEMAKER, RH                  | FOR SPIRE 3.0                      | EA | PART           | <input checked="" type="checkbox"/> Non-Stocked, Lead Time |











| Picture   | Vendor Item | GIS Item | Alternate Item | Vendor    | Item Description 01                      | Item Description 02      | UM | Classification | NS                                  |                           |
|---|-------------|----------|----------------|-----------|--|--------------------------|----|----------------|-------------------------------------|---------------------------|
|    | 620064387   |          | 2619299        | Cornelius | SCREW, MACHINE<br>8-32 TrPh 12 SS        | W/ DRI-LOC               | EA | Hardware       | <input checked="" type="checkbox"/> | Non-Stocked,<br>Lead Time |
|    | 620064459   |          | 2584018        | Cornelius | LATCH, DOOR, RH                          | FOR IDC PRO / IDC<br>RED | EA | PART           | <input checked="" type="checkbox"/> | Non-Stocked,<br>Lead Time |
|     | 620064467A  |          | 2617321        | Cornelius | SEAL FOAM,<br>LOWER E-BOX,<br>FRONT      | FOR ABS (?)              | EA | PART           | <input checked="" type="checkbox"/> | Non-Stocked,<br>Lead Time |
|     | 620064467B  |          | 2617323        | Cornelius | SEAL FOAM,<br>LOWER E-BOX,<br>BACK       | FOR ABS (?)              | EA | PART           | <input checked="" type="checkbox"/> | Non-Stocked,<br>Lead Time |
|    | 620064623   |          | 2583120        | Cornelius | SEAL, 3" SANITARY<br>CLAMP, VERTICAL     | BC1 GRAY. FOR<br>BUBLE   | EA | PART           | <input checked="" type="checkbox"/> | Non-Stocked,<br>Lead Time |
|    | 620064625   |          | 2584019        | Cornelius | PLATE, LATCH SHIM                        | FOR IDC PRO / IDC<br>RED | EA | PART           | <input checked="" type="checkbox"/> | Non-Stocked,<br>Lead Time |
|    | 620064700   |          | 2591985        | Cornelius | BRACKET,<br>MANIFOLD, RIGHT-<br>HAND, ED | FOR ED2XX /<br>CARMA 250 | EA | PART           | <input checked="" type="checkbox"/> | Non-Stocked,<br>Lead Time |
|  | 620064787   |          | 2614876        | Cornelius | SWITCH, ROCKER,<br>DPST, 20A 250V        | FOR ABS 2.0              | EA | PART           | <input checked="" type="checkbox"/> | Non-Stocked,<br>Lead Time |
|   | 620064881   |          | 2611850        | Cornelius | PANEL, SPLASH,<br>BACK, RED              | FOR VIPER ELITE 4<br>RED | EA | PART           | <input checked="" type="checkbox"/> | Non-Stocked,<br>Lead Time |
|   | 620064882   |          | 2587468        | Cornelius | PANEL, SIDE, RH,<br>HEMMED, RED          | FOR VIPER ELITE 4<br>RED | EA | PART           | <input checked="" type="checkbox"/> | Non-Stocked,<br>Lead Time |

| Picture | Vendor Item | GIS Item  | Alternate Item | Vendor    | Item Description 01               | Item Description 02        | UM | Classification | NS                                  |                        |
|---------|-------------|-----------|----------------|-----------|-----------------------------------|----------------------------|----|----------------|-------------------------------------|------------------------|
|         | 620064883   |           | 2611853        | Cornelius | PANEL, SIDE, LH, HEMMED, RED      | FOR VIPER ELITE 4 RED      | EA | PART           | <input checked="" type="checkbox"/> | Non-Stocked, Lead Time |
|         | 620064887   |           | 2611851        | Cornelius | PANEL, REAR, RED                  | FOR VIPER ELITE 4 RED      | EA | PART           | <input checked="" type="checkbox"/> | Non-Stocked, Lead Time |
|         | 620064908   |           | 2594115        | Cornelius | SIDE PANEL, RIGHT, HEMMED, RED    | FOR VIPER E2-3 RED         | EA | PART           | <input checked="" type="checkbox"/> | Non-Stocked, Lead Time |
|         | 620064909   |           | 2610900        | Cornelius | SIDE PANEL, LEFT, HEMMED, RED     | FOR VIPER E2-3 RED         | EA | PART           | <input checked="" type="checkbox"/> | Non-Stocked, Lead Time |
|         | 620064910S  |           | 2616843        | Cornelius | PANEL, TOP COVER ASSEMBLY         | FOR VIPER ELITE 2 RED      | EA | PART           | <input checked="" type="checkbox"/> | Non-Stocked, Lead Time |
|         | 620064913   |           | 2610902        | Cornelius | PANEL, REAR                       | FOR VIPER ELITE 2 RED      | EA | PART           | <input checked="" type="checkbox"/> | Non-Stocked, Lead Time |
|         | 620064917   |           | 2610899        | Cornelius | PANEL, SPLASH, BACK               | FOR VIPER ELITE 3 RED      | EA | Splash Panel   | <input checked="" type="checkbox"/> | Non-Stocked, Lead Time |
|         | 620064948   |           | 2585067        | Cornelius | DOOR ASSEMBLY                     | FOR IDC PRO                | EA | Merchandiser   | <input checked="" type="checkbox"/> | Non-Stocked, Lead Time |
|         | 620065008   | 620065008 | 2592801        | Cornelius | SWITCH & HARNESS ASSEMBLY         |                            | EA | Wire Harness   | <input type="checkbox"/>            |                        |
|         | 620065009   | 620065009 | 2592802        | Cornelius | HARNESS ASSY., UF/SF, ILLUMINATED | FOR ILLUMINATED SFV1 VALVE | EA | Wire Harness   | <input type="checkbox"/>            |                        |

| Picture   | Vendor Item   | GIS Item      | Alternate Item | Vendor    | Item Description 01                  | Item Description 02                    | UM | Classification | NS                                  |                        |
|---|---------------|---------------|----------------|-----------|--------------------------------------|--|----|----------------|-------------------------------------|------------------------|
|    | 620065122     |               | 2592803        | Cornelius | COVER, FRONT, SFV1 ILLUMINATED       | FOR ILLUMINATED SFV1 VALVE             | EA | PART           | <input checked="" type="checkbox"/> | Non-Stocked, Lead Time |
|     | 620065122-001 | 620065122-001 | 2616145        | Cornelius | COVER ASSEMBLY, ILLUMINATED, UF1/UFB | BLACK. FOR ILLUMINATED SFV1 VALVE      | EA | PART           | <input type="checkbox"/>            |                        |
|     | 620065202KIT  |               | 2583923        | Cornelius | SWITCHPAD KIT W/ SILICONE            | FOR ABS (?)                            | EA | PART           | <input checked="" type="checkbox"/> | Non-Stocked, Lead Time |
|    | 620065203     |               | 2583439        | Cornelius | CABLE, CAP, TOUCH                    | FOR ABS (?)                            | EA | PART           | <input checked="" type="checkbox"/> | Non-Stocked, Lead Time |
|     | 620065218     | 620065218     | 2595667        | Cornelius | AGITATOR BLADE IDC TOP               | FOR IDC215 / IDC255                    | EA | PART           | <input type="checkbox"/>            |                        |
|     | 620065220     | 620065220     | 2595668        | Cornelius | AGITATOR BLADE IDC BOTTOM            | FOR IDC215 / IDC255                    | EA | PART           | <input type="checkbox"/>            |                        |
|     | 620065279     |               | 2594416        | Cornelius | PANEL, SPLASH, LOWER                 | FOR ED250 Non-Cold Plate QT            | EA | Splash Panel   | <input checked="" type="checkbox"/> | Non-Stocked, Lead Time |
|  | 620065485     | 620065485     | 2614997        | Cornelius | DOOR LATCH KIT                       | FOR IDC PRO / IDC RED                  | EA | PART           | <input type="checkbox"/>            |                        |
|   | 620065603     |               | 2594473        | Cornelius | FAN, INTAKE, DOOR KIT                | FOR IDC PRO                            | EA | PART           | <input checked="" type="checkbox"/> | Non-Stocked, Lead Time |
|   | 620065604     | 620065604     | 2594469        | Cornelius | KIT, DOOR GLASS, WRAPPER ASSEMBLY    | RF255, GLASS SCREEN, FOR RF255 IDC PRO | EA | PART           | <input type="checkbox"/>            |                        |

| Picture   | Vendor Item   | GIS Item | Alternate Item | Vendor    | Item Description 01                          | Item Description 02                      | UM | Classification   | NS                                  |                           |
|---|---------------|----------|----------------|-----------|--|--|----|------------------|-------------------------------------|---------------------------|
|    | 620065643     |          | 2598351        | Cornelius | ICE LEVER                                    | FOR SPIRE                                | EA | PART             | <input checked="" type="checkbox"/> | Non-Stocked,<br>Lead Time |
|    | 620065648F    |          | 2598357        | Cornelius | VALVE FLAVOR ASSEMBLY, MFV LITE              | FOR MULTI-FLAVOR VALVE                   | EA | PART             | <input checked="" type="checkbox"/> | Non-Stocked,<br>Lead Time |
|    | 620065669     |          | 2592132        | Cornelius | HANDLE, TAP, BLACK, 3/8-16 UNC               | FOR NITROPRO MINI                        | EA | PART             | <input checked="" type="checkbox"/> | Non-Stocked,<br>Lead Time |
|     | 620065685     |          | 2617345        | Cornelius | BRACKET, CUP HOLDER SENSOR                   | FOR ABS 2.0                              | EA | PART             | <input checked="" type="checkbox"/> | Non-Stocked,<br>Lead Time |
|    | 620065813     |          | 2597902        | Cornelius | COVER, DOOR, SERVICE                         | FOR SPIRE 3.1                            | EA | PART             | <input checked="" type="checkbox"/> | Non-Stocked,<br>Lead Time |
|     | 620065831     |          | 2593461        | Cornelius | DRAIN GRATE, DRIP TRAY                       | FOR NITROPRO COLD BREW                   | EA | Cup Rest         | <input checked="" type="checkbox"/> | Non-Stocked,<br>Lead Time |
|   | 620065843     |          | 2590296        | Cornelius | FITTING, L, SS, 1/4" Barb x QD VALVED INSERT | FOR NITROPRO BIB                         | EA | Fitting, General | <input checked="" type="checkbox"/> | Non-Stocked,<br>Lead Time |
|  | 620065862     |          | 2619662        | Cornelius | COVER, ADA                                   | FOR SPIRE 3.1/4.1                        | EA | PART             | <input checked="" type="checkbox"/> | Non-Stocked,<br>Lead Time |
|  | 620065886S    |          | 2590641        | Cornelius | BODY, VALVE, SYRUP, ASSY, MFV REFRESH        | FOR IDC PRO                              | EA | PART             | <input checked="" type="checkbox"/> | Non-Stocked,<br>Lead Time |
|   | 620065917-008 |          | 2594474        | Cornelius | 2 W90 WATER + 4 FLAVOR SFV1 STYLE            | Valve Asy 2x3 2xW90 4 Flavor MFV Refresh | EA | PART             | <input checked="" type="checkbox"/> | Non-Stocked,<br>Lead Time |













| Picture   | Vendor Item   | GIS Item      | Alternate Item | Vendor    | Item Description 01               | Item Description 02        | UM | Classification | NS                                  |                        |
|---|---------------|---------------|----------------|-----------|-----------------------------------|----------------------------|----|----------------|-------------------------------------|------------------------|
|    | 620065917-017 |               | 2622705        | Cornelius | VALVE, MFV, WATER, 2 X 2 ASSEMBLY | SLND FLIP. FOR ABS 2.0     | EA | PART           | <input checked="" type="checkbox"/> | Non-Stocked, Lead Time |
|    | 620065920     |               | 2617344        | Cornelius | MOTOR, CONVEYOR, 60Hz 115V        | FOR ABS 2.0                | EA | Motor          | <input checked="" type="checkbox"/> | Non-Stocked, Lead Time |
|    | 620065922     |               | 2617974        | Cornelius | MOTOR, TURRET, 60Hz/115V/15W      | FOR ABS 2.0                | EA | Motor          | <input checked="" type="checkbox"/> | Non-Stocked, Lead Time |
|    | 620065928     |               | 2617015        | Cornelius | SENSOR TURRET BOARD               | FOR ABS 2.0                | EA | Control Board  | <input checked="" type="checkbox"/> | Non-Stocked, Lead Time |
|    | 620065961     |               | 2615171        | Cornelius | LABEL, WIRING DIAGRAM, 115V/60HZ  | FOR ED-DF1XX               | EA | Label          | <input checked="" type="checkbox"/> | Non-Stocked, Lead Time |
|    | 620066259     |               | 2595182        | Cornelius | NOZZLE ASSEMBLY, 10/4/4, RH       | FOR IDC PRO 255, McDonalds | EA | PART           | <input checked="" type="checkbox"/> | Non-Stocked, Lead Time |
|   | 620066260     |               | 2595180        | Cornelius | NOZZLE ASSEMBLY, 10/4/4, LH       | FOR IDC PRO 255, McDonalds | EA | PART           | <input checked="" type="checkbox"/> | Non-Stocked, Lead Time |
|  | 620066265-001 | 620066265-001 | 2616242        | Cornelius | DECAL, COCA-COLA, LIT VALVE       | FOR ILLUMINATED VALVE      | EA | Decal          | <input type="checkbox"/>            |                        |
|  | 620066265-002 | 620066265-002 | 2616243        | Cornelius | DECAL, SPRITE, LIT VALVE          | FOR ILLUMINATED VALVE      | EA | Decal          | <input type="checkbox"/>            |                        |
|  | 620066265-003 | 620066265-003 | 2616249        | Cornelius | DECAL, DIET COKE, LIT VALVE       | FOR ILLUMINATED VALVE      | EA | Decal          | <input type="checkbox"/>            |                        |








| Picture   | Vendor Item   | GIS Item      | Alternate Item | Vendor    | Item Description 01                       | Item Description 02   | UM | Classification | NS                                  |
|---|---------------|---------------|----------------|-----------|---|-----------------------|----|----------------|-------------------------------------|
|    | 620066265-004 | 620066265-004 | 2616245        | Cornelius | DECAL, COCA-COLA ZERO SUGAR, LIT VALVE    | FOR ILLUMINATED VALVE | EA | Decal          | <input type="checkbox"/>            |
|    | 620066265-011 | 620066265-011 | 2616451        | Cornelius | DECAL, BARO'S ROOT BEER, LIT VALVE        | FOR ILLUMINATED VALVE | EA | Decal          | <input type="checkbox"/>            |
|    | 620066265-013 | 620066265-013 | 2616444        | Cornelius | DECAL, FANTA ORANGE, LIT VALVE            | FOR ILLUMINATED VALVE | EA | Decal          | <input type="checkbox"/>            |
|    | 620066265-014 |               | 2616445        | Cornelius | DECAL, FUZE ICE TEA UNSWEETENED, LIT      | FOR ILLUMINATED VALVE | EA | Decal          | <input checked="" type="checkbox"/> |
|    | 620066265-021 | 620066265-021 | 2616240        | Cornelius | DECAL, CHERRY COCA-COLA, LIT VALVE        | FOR ILLUMINATED VALVE | EA | Decal          | <input type="checkbox"/>            |
|    | 620066265-022 |               | 2616241        | Cornelius | DECAL, SPRITE ZERO, LIT VALVE             | FOR ILLUMINATED VALVE | EA | Decal          | <input checked="" type="checkbox"/> |
|   | 620066265-024 |               | 2616447        | Cornelius | DECAL, MINUTE MAID LEMONADE, LIT VALVE    | FOR ILLUMINATED VALVE | EA | Decal          | <input checked="" type="checkbox"/> |
|  | 620066265-026 | 620066265-026 | 2616457        | Cornelius | DECAL, POWERADE MT BERRY BLAST, LIT VALVE | FOR ILLUMINATED VALVE | EA | Decal          | <input type="checkbox"/>            |
|  | 620066265-028 | 620066265-028 | 2616247        | Cornelius | DECAL, MELLO YELLO, LIT VALVE             | FOR ILLUMINATED VALVE | EA | Decal          | <input type="checkbox"/>            |
|  | 620066265-029 | 620066265-029 | 2616449        | Cornelius | DECAL, POWERADE FRUIT PUNCH, LIT VALVE    | FOR ILLUMINATED VALVE | EA | Decal          | <input type="checkbox"/>            |




Non-Stocked, Lead Time











Non-Stocked, Lead Time











Non-Stocked, Lead Time











| Picture  | Vendor Item   | GIS Item      | Alternate Item | Vendor    | Item Description 01                        | Item Description 02               | UM | Classification | NS                                  |                        |
|--|---------------|---------------|----------------|-----------|--|-----------------------------------|----|----------------|-------------------------------------|------------------------|
|   | 620066265-030 |               | 2616446        | Cornelius | DECAL, FUZE ICED TEA SWEET, LIT VALVE      | FOR ILLUMINATED VALVE             | EA | Decal          | <input checked="" type="checkbox"/> | Non-Stocked, Lead Time |
|   | 620066265-032 |               | 2616248        | Cornelius | DECAL, DIET COKE CAFFEINE FREE, LIT VALVE  | FOR ILLUMINATED VALVE             | EA | Decal          | <input checked="" type="checkbox"/> | Non-Stocked, Lead Time |
|   | 620066265-033 | 620066265-033 | 2618613        | Cornelius | DECAL, SEAGRAM'S GINGER ALE, LIT VALVE     | FOR ILLUMINATED VALVE             | EA | Decal          | <input type="checkbox"/>            |                        |
|   | 620066265-039 |               | 2609689        | Cornelius | DECAL, HI-C FLASHIN FRUIT PUNCH, LIT VALVE | FOR ILLUMINATED VALVE             | EA | Decal          | <input checked="" type="checkbox"/> | Non-Stocked, Lead Time |
|    | 620066334     |               | 2617763        | Cornelius | DOOR, TURRET FRAME                         | FOR ABS (?)                       | EA | PART           | <input checked="" type="checkbox"/> | Non-Stocked, Lead Time |
|    | 620066336     |               | 2617611        | Cornelius | LOCK, TURRET DOOR, ELECTRONIC              | FOR ABS 2.0                       | EA | PART           | <input checked="" type="checkbox"/> | Non-Stocked, Lead Time |
|   | 620066338     |               | 2617006        | Cornelius | HARNES, TURRET DOOR, LOCK AND SENSOR       | FOR ABS 2.0                       | EA | Wire Harness   | <input checked="" type="checkbox"/> | Non-Stocked, Lead Time |
|  | 620066339     |               | 2617014        | Cornelius | SWITCH, REED, 59140 SERIES                 | FOR ABS 2.0                       | EA | PART           | <input checked="" type="checkbox"/> | Non-Stocked, Lead Time |
|  | 620066343     |               | 2618392        | Cornelius | COVER, COLD PLATE, FOAMED ASSY             | FOR IDC2XX / IDC PRO / IDC255 PFG | EA | PART           | <input checked="" type="checkbox"/> | Non-Stocked, Lead Time |
|  | 620066441     |               | 2616541        | Cornelius | HANDLE, PULL POCKET                        | FOR QUEST ELITE 2-4               | EA | PART           | <input type="checkbox"/>            |                        |

| Picture   | Vendor Item   | GIS Item | Alternate Item | Vendor    | Item Description 01               | Item Description 02    | UM | Classification | NS                                  |                        |
|---|---------------|----------|----------------|-----------|-----------------------------------|------------------------|----|----------------|-------------------------------------|------------------------|
|     | 620066452     |          | 2617605        | Cornelius | BRACKET, DOOR SUPPORT             |                        | EA | PART           | <input checked="" type="checkbox"/> | Non-Stocked, Lead Time |
|     | 620066453     |          | 2617775        | Cornelius | DOOR TURRET FRAME ASSEMBLY KIT    | FOR ABS 2.0            | EA | PART           | <input checked="" type="checkbox"/> | Non-Stocked, Lead Time |
|     | 620066476     |          | 2617017        | Cornelius | HARNESS, MCB TO GRABBER VALVES    | FOR ABS 2.0            | EA | Wire Harness   | <input checked="" type="checkbox"/> | Non-Stocked, Lead Time |
|    | 620066477     |          | 2617112        | Cornelius | GRABBER, LIFTER                   | FOR ABS 2.0            | EA | PART           | <input checked="" type="checkbox"/> | Non-Stocked, Lead Time |
|    | 620066481W090 |          | 2598358        | Cornelius | VALVE WATER ASSEMBLY, 90 MFV LITE | FOR MULTI-FLAVOR VALVE | EA | PART           | <input checked="" type="checkbox"/> | Non-Stocked, Lead Time |
|    | 620066499     |          | 2617018        | Cornelius | HARNESS, BREAKER TO 30V PSU       | FOR ABS 2.0            | EA | Wire Harness   | <input checked="" type="checkbox"/> | Non-Stocked, Lead Time |
|    | 620066538-001 |          | 2590185        | Cornelius | BEZEL ASSEMBLY, PEPSI CAPS        | FOR PBD ED175 REFRESH  | EA | Merchandiser   | <input checked="" type="checkbox"/> | Non-Stocked, Lead Time |
|   | 620066539-001 |          | 2590229        | Cornelius | BEZEL ASSEMBLY                    | FOR ED175 PEPSI SHOTS  | EA | Merchandiser   | <input checked="" type="checkbox"/> | Non-Stocked, Lead Time |
|  | 620066543     |          | 2610903        | Cornelius | PANEL, TOP                        | FOR VIPER 2 SH RED     | EA | PART           | <input checked="" type="checkbox"/> | Non-Stocked, Lead Time |
|   | 620066546-001 |          | 2617019        | Cornelius | HARNESS, TURRET MOTOR, 115V/60HZ  | FOR ABS 2.0            | EA | Wire Harness   | <input checked="" type="checkbox"/> | Non-Stocked, Lead Time |






| Picture  | Vendor Item   | GIS Item  | Alternate Item | Vendor    | Item Description 01                     | Item Description 02       | UM | Classification | NS                                  |                        |
|--|---------------|-----------|----------------|-----------|---|---------------------------|----|----------------|-------------------------------------|------------------------|
|    | 620066546-002 |           | 2617020        | Cornelius | HARNESS, CONVEYOR MOTOR, 115V/60HZ      | FOR ABS 2.0               | EA | Wire Harness   | <input checked="" type="checkbox"/> | Non-Stocked, Lead Time |
|    | 620066547     |           | 2617239        | Cornelius | DOOR POCKET                             | FOR SPIRE 3.1             | EA | PART           | <input checked="" type="checkbox"/> | Non-Stocked, Lead Time |
|    | 620066559     |           | 2611011        | Cornelius | DIFFUSER                                | FOR PRISM VALVE           | EA | PART           | <input checked="" type="checkbox"/> | Non-Stocked, Lead Time |
|    | 620066572     |           | 2617629        | Cornelius | CABLE, SENSOR, LAST CUP                 | FOR ABS 2.0               | EA | Wire Harness   | <input checked="" type="checkbox"/> | Non-Stocked, Lead Time |
|   | 620066613     |           | 2617043        | Cornelius | SCREW, MACHINE, 10-32 PAPH 80 SS        |                           | EA | Hardware       | <input checked="" type="checkbox"/> | Non-Stocked, Lead Time |
|    | 620066614     |           | 2617347        | Cornelius | SPACER, BEARING, EXTRUDER HEAD          | FOR WCC1000-2000          | EA | PART           | <input checked="" type="checkbox"/> | Non-Stocked, Lead Time |
|   | 620066646     |           | 2592120        | Cornelius | BRACKET, SOLENOID MOUNTING              | FOR IMD300-30 / IMD600-30 | EA | PART           | <input checked="" type="checkbox"/> | Non-Stocked, Lead Time |
|  | 620066647     | 620066647 | 2592121        | Cornelius | ICE CHUTE                               | FOR IMD300-30 / IMD600-30 | EA | PART           | <input type="checkbox"/>            |                        |
|  | 620066649     |           | 2593893        | Cornelius | SFV1 VALVE, ILLUMINATED, SANITARY LEVER | COMPLETE ASSEMBLY         | EA | Beverage Valve | <input checked="" type="checkbox"/> | Non-Stocked, Lead Time |
|  | 620066658     |           | 2592133        | Cornelius | WRENCH, FAUCET, BEARING HANDLE DUTY     | FOR USE W/ NITROPRO BIB   | EA | TOOL           | <input checked="" type="checkbox"/> | Non-Stocked, Lead Time |

| Picture   | Vendor Item   | GIS Item | Alternate Item | Vendor    | Item Description 01                     | Item Description 02 | UM | Classification   | NS                                  |                        |
|---|---------------|----------|----------------|-----------|---|---------------------|----|------------------|-------------------------------------|------------------------|
|     | 620066659     |          | 2617027        | Cornelius | HARNESS, 12/30V, POWER TO MFVB          | FOR ABS 2.0         | EA | Wire Harness     | <input checked="" type="checkbox"/> | Non-Stocked, Lead Time |
|     | 620066661     |          | 2617023        | Cornelius | HARNESS, LINE VOLTAGE TO MCB            | FOR ABS 2.0         | EA | Wire Harness     | <input checked="" type="checkbox"/> | Non-Stocked, Lead Time |
|     | 620066662     |          | 2617024        | Cornelius | HARNESS, LINE VOLTAGE TO 12/24V         | FOR ABS 2.0         | EA | Wire Harness     | <input checked="" type="checkbox"/> | Non-Stocked, Lead Time |
|     | 620066663     |          | 2617025        | Cornelius | HARNESS, LINE VOLTAGE TO 30V PS         | FOR ABS 2.0         | EA | Wire Harness     | <input checked="" type="checkbox"/> | Non-Stocked, Lead Time |
|     | 620066666     |          | 2617026        | Cornelius | HARNESS, POWER SWITCH TO TERMINAL BLOCK | FOR ABS 2.0         | EA | Wire Harness     | <input checked="" type="checkbox"/> | Non-Stocked, Lead Time |
|     | 620066712-002 |          | 2617012        | Cornelius | HARNESS, BR BANK 1 VALVES               | FOR ABS 2.0         | EA | Wire Harness     | <input checked="" type="checkbox"/> | Non-Stocked, Lead Time |
|    | 620066713     |          | 2617031        | Cornelius | HARNESS, AGITATOR POWER                 | FOR ABS 2.0         | EA | Wire Harness     | <input checked="" type="checkbox"/> | Non-Stocked, Lead Time |
|  | 620066718     |          | 2617047        | Cornelius | FITTING, A, NY, 1/4" Bb x 1/8" FPT      | FOR ABS 2.0         | EA | Fitting, General | <input checked="" type="checkbox"/> | Non-Stocked, Lead Time |
|  | 620066720     |          | 2617133        | Cornelius | REGULATOR KIT                           | FOR ABS 2.0         | EA | PART             | <input checked="" type="checkbox"/> | Non-Stocked, Lead Time |
|   | 620066822     |          | 2598349        | Cornelius | LATCH LOCK, DOOR                        | FOR SPIRE 4.1       | EA | PART             | <input checked="" type="checkbox"/> | Non-Stocked, Lead Time |











| Picture  | Vendor Item | GIS Item | Alternate Item | Vendor    | Item Description 01                 | Item Description 02 | UM | Classification | NS                                  |                           |
|--|-------------|----------|----------------|-----------|-------------------------------------|---------------------|----|----------------|-------------------------------------|---------------------------|
|   | 620067013   |          | 2590448        | Cornelius | O-RING, NOZZLE                      | FOR NITROPRO BIB    | EA | O-Ring         | <input checked="" type="checkbox"/> | Non-Stocked,<br>Lead Time |
|    | 620067064   |          | 2619228        | Cornelius | BRACKET, BOTTOM<br>DOOR HINGE       | FOR NITROPRO BIB    | EA | PART           | <input checked="" type="checkbox"/> | Non-Stocked,<br>Lead Time |
|    | 620067066   |          | 2619225        | Cornelius | DOOR ASSEMBLY,<br>20", FOAMED       | FOR NITROPRO BIB    | EA | PART           | <input checked="" type="checkbox"/> | Non-Stocked,<br>Lead Time |
|    | 620067073   |          | 2619234        | Cornelius | PANEL, ACCESS,<br>FRONT COVER       | FOR NITROPRO BIB    | EA | PART           | <input checked="" type="checkbox"/> | Non-Stocked,<br>Lead Time |
|    | 620067074   |          | 2619237        | Cornelius | PANEL, MIDDLE<br>DIVIDER            | FOR NITROPRO BIB    | EA | PART           | <input checked="" type="checkbox"/> | Non-Stocked,<br>Lead Time |
|    | 620067075   |          | 2619230        | Cornelius | PANEL, ACCESS,<br>REAR COVER        | FOR NITROPRO BIB    | EA | PART           | <input checked="" type="checkbox"/> | Non-Stocked,<br>Lead Time |
|  | 620067078   |          | 2619220        | Cornelius | COIL, WATER<br>RECIRCULATION<br>CNB | FOR NITROPRO BIB    | EA | PART           | <input checked="" type="checkbox"/> | Non-Stocked,<br>Lead Time |
|  | 620067080   |          | 2619233        | Cornelius | BRACKET, INLET<br>DUCT              | FOR NITROPRO BIB    | EA | PART           | <input checked="" type="checkbox"/> | Non-Stocked,<br>Lead Time |
|  | 620067081   |          | 2619235        | Cornelius | BRACKET, AIR<br>FILTER INLET        | FOR NITROPRO BIB    | EA | PART           | <input checked="" type="checkbox"/> | Non-Stocked,<br>Lead Time |
|  | 620067082   |          | 2619232        | Cornelius | BRACKET, OUTLET<br>DUCT             | FOR NITROPRO BIB    | EA | PART           | <input checked="" type="checkbox"/> | Non-Stocked,<br>Lead Time |











| Picture   | Vendor Item | GIS Item | Alternate Item | Vendor    | Item Description 01                  | Item Description 02  | UM | Classification | NS                                  |                        |
|---|-------------|----------|----------------|-----------|--------------------------------------|----------------------|----|----------------|-------------------------------------|------------------------|
|     | 620067106   |          | 2619035        | Cornelius | DRIP TRAY INSERT                     | FOR NITROPRO MINI    | EA | PART           | <input checked="" type="checkbox"/> | Non-Stocked, Lead Time |
|    | 620067123   |          | 2619239        | Cornelius | PANEL, SPLASH, RH, CABINET CNB       | FOR NITROPRO BIB     | EA | Splash Panel   | <input checked="" type="checkbox"/> | Non-Stocked, Lead Time |
|     | 620067125   |          | 2619227        | Cornelius | SEAL, CNB DOOR GASKET                | FOR NITROPRO BIB     | EA | PART           | <input checked="" type="checkbox"/> | Non-Stocked, Lead Time |
|     | 620067191   |          | 2617016        | Cornelius | HARNESS, 24V POWER TO MCB            | FOR ABS 2.0          | EA | Wire Harness   | <input checked="" type="checkbox"/> | Non-Stocked, Lead Time |
|    | 620067203   |          | 2619240        | Cornelius | PANEL, SPLASH, LH, CABINET CNB       | FOR NITROPRO BIB     | EA | Splash Panel   | <input checked="" type="checkbox"/> | Non-Stocked, Lead Time |
|     | 620067210   |          | 2619236        | Cornelius | AIR FILTER, EZ KLEEN ALUMINUM FRAME  | FOR NITROPRO BIB     | EA | Air Filter     | <input checked="" type="checkbox"/> | Non-Stocked, Lead Time |
|    | 620067211   |          | 2619226        | Cornelius | BRACKET, TOP DOOR HINGE, LEFT        | FOR NITROPRO BIB     | EA | PART           | <input checked="" type="checkbox"/> | Non-Stocked, Lead Time |
|   | 620067218   |          | 2619238        | Cornelius | PANEL, SPLASH, MIDDLE CABINET CN     | FOR NITROPRO BIB     | EA | Splash Panel   | <input checked="" type="checkbox"/> | Non-Stocked, Lead Time |
|  | 620067219   |          | 2619221        | Cornelius | PANEL, ACCESS, AIR FILTER            | FOR NITROPRO BIB     | EA | PART           | <input checked="" type="checkbox"/> | Non-Stocked, Lead Time |
|   | 620067419   |          | 2617991        | Cornelius | LID, MANUAL FILL, HOSHIZAKI ICEMAKER | ADAPTER. FOR ABS 2.0 | EA | Lid            | <input checked="" type="checkbox"/> | Non-Stocked, Lead Time |






















| Picture   | Vendor Item | GIS Item  | Alternate Item | Vendor    | Item Description 01                | Item Description 02        | UM | Classification | NS                                  |                        |
|---|-------------|-----------|----------------|-----------|------------------------------------|----------------------------|----|----------------|-------------------------------------|------------------------|
|    | 620067479   | 620067479 | 2593566        | Cornelius | BUCK-BOOSTER TRANSFORMER, PREWIRED | 115/240V 60Hz 16-32V       | EA | Transformer    | <input type="checkbox"/>            |                        |
|     | 620067510   |           | 2619219        | Cornelius | DRIP TRAY RECIRCULATION COILS      | FOR NITROPRO BIB           | EA | PART           | <input checked="" type="checkbox"/> | Non-Stocked, Lead Time |
|     | 620067511   |           | 2619231        | Cornelius | DRIP TRAY CNB OVERFLOW             | FOR NITROPRO BIB           | EA | PART           | <input checked="" type="checkbox"/> | Non-Stocked, Lead Time |
|    | 620067542   |           | 2576285        | Cornelius | START RELAY, COMPRESSOR            | FOR WCC1401A               | EA | PART           | <input checked="" type="checkbox"/> | Non-Stocked, Lead Time |
|     | 620067555   | 620067555 | 2603435        | Cornelius | MOTOR, FAN                         | FOR IMD600-30-90 / WCC700A | EA | Motor          | <input type="checkbox"/>            |                        |
|    | 620067617   |           | 2614954        | Cornelius | SEAL, ROTARY, RUBBER, BLUE         | FOR VIPER E3-4             | EA | PART           | <input checked="" type="checkbox"/> | Non-Stocked, Lead Time |
|   | 620067683   |           | 2618662        | Cornelius | COVER, VALVE, INLET                | FOR VIPER (?)              | EA | PART           | <input checked="" type="checkbox"/> | Non-Stocked, Lead Time |
|  | 620067694   |           | 2618664        | Cornelius | SPINNER, FREEZE CYCLE              | FOR VIPER (?)              | EA | PART           | <input checked="" type="checkbox"/> | Non-Stocked, Lead Time |
|  | 620067748   |           | 2617769        | Cornelius | CHUTE, ICE, MECHANICAL ASSEMBLY    | FOR SPIRE 3.1 / 4.0 / 5.0  | EA | PART           | <input checked="" type="checkbox"/> | Non-Stocked, Lead Time |
|   | 620067795   |           | 2593481        | Cornelius | NOZZLE ASSEMBLY, BLACK, TUBING     | FOR SPIRE 3.0              | EA | PART           | <input checked="" type="checkbox"/> | Non-Stocked, Lead Time |











| Picture  | Vendor Item | GIS Item  | Alternate Item | Vendor    | Item Description 01                           | Item Description 02      | UM | Classification     | NS                                  |                        |
|--|-------------|-----------|----------------|-----------|---|--------------------------|----|--------------------|-------------------------------------|------------------------|
|   | 620067857   |           | 2616542        | Cornelius | MERCHANDISER ASSEMBLY, MULTIPLE PANEL         | FOR QUEST ELITE 2 (R290) | EA | Merchandiser       | <input checked="" type="checkbox"/> | Non-Stocked, Lead Time |
|   | 620067858   |           | 2617700        | Cornelius | MERCHANDISER ASSEMBLY, 2 FL FNG               | FOR QUEST ELITE 2 (R290) | EA | Merchandiser       | <input checked="" type="checkbox"/> | Non-Stocked, Lead Time |
|    | 620067881   |           | 2614129        | Cornelius | GAS REGULATOR W/ 60 PSI GAUGE                 | FOR NITROPRO MINI        | EA | PART               | <input checked="" type="checkbox"/> | Non-Stocked, Lead Time |
|    | 620067959   |           | 2592044        | Cornelius | DRIP TRAY ASSEMBLY W/ CUP REST, BLACK         | FOR ED175                | EA | Drip Tray          | <input checked="" type="checkbox"/> | Non-Stocked, Lead Time |
|    | 620067962   | 620067962 | 2616540        | Cornelius | LENS, MERCHANDISER                            | FOR QUEST ELITE 2-4      | EA | PART               | <input type="checkbox"/>            |                        |
|    | 620068146   |           | 2614578        | Cornelius | VALVE, CHECK, REVERSE FLOW INHIBITOR          | FOR NITRO BIB            | EA | Accessory, General | <input checked="" type="checkbox"/> | Non-Stocked, Lead Time |
|   | 620068149   |           | 2617706        | Cornelius | CONDENSER ASSEMBLY, CNB BIB REFRIGERATION     | FOR NITROPRO BIB         | EA | Condenser          | <input checked="" type="checkbox"/> | Non-Stocked, Lead Time |
|  | 620068156   |           | 2619245        | Cornelius | BRACKET, WATER BATH PANEL MOUNT QD            | FOR NITROPRO BIB         | EA | PART               | <input checked="" type="checkbox"/> | Non-Stocked, Lead Time |
|  | 620068157   |           | 2619222        | Cornelius | TOWER, 2 FAUCET, SSP WTR COOLED, CHILL-RITE   | FOR NITROPRO BIB SYSTEM  | EA | Accessory, General | <input checked="" type="checkbox"/> | Non-Stocked, Lead Time |
|  | 620068160   |           | 2618859        | Cornelius | FITTING, 3/8" Bb x QD PM INSERT VALVED ACETAL | FOR NITROPRO BIB         | EA | Fitting, General   | <input checked="" type="checkbox"/> | Non-Stocked, Lead Time |





| Picture   | Vendor Item | GIS Item  | Alternate Item | Vendor    | Item Description 01                      | Item Description 02                | UM | Classification   | NS                                  |                        |
|---|-------------|-----------|----------------|-----------|--|------------------------------------|----|------------------|-------------------------------------|------------------------|
|    | 620068162   |           | 2619101        | Cornelius | FITTING, 3/8" Bb x OD BODY VALVED ACETAL | FOR NITROPRO BIB                   | EA | Fitting, General | <input checked="" type="checkbox"/> | Non-Stocked, Lead Time |
|     | 620068170   |           | 2619229        | Cornelius | BRACKET, BOTTOM DOOR, COVER PLATE        | FOR NITROPRO BIB                   | EA | PART             | <input checked="" type="checkbox"/> | Non-Stocked, Lead Time |
|     | 620068180   |           | 2617606        | Cornelius | BRACKET, TURRET DOOR LATCH               | FOR ABS (?)                        | EA | PART             | <input checked="" type="checkbox"/> | Non-Stocked, Lead Time |
|     | 620068229   |           | 2593482        | Cornelius | NOZZLE ASSEMBLY, BLACK, TUBING           | FOR SPIRE 5.0                      | EA | PART             | <input checked="" type="checkbox"/> | Non-Stocked, Lead Time |
|    | 620068241   |           | 2608264        | Cornelius | COMPRESSOR, R404, COPELAND               | (SN STARTING W/ 62C FOR WCC700)    | EA | Compressor       | <input checked="" type="checkbox"/> | Non-Stocked, Lead Time |
|     | 620068258   |           | 2603430        | Cornelius | EXPANSION VALVE                          | FOR WCC1001-2000 / WCF             | EA | TXV              | <input checked="" type="checkbox"/> | Non-Stocked, Lead Time |
|    | 620068259   | 620068259 | 2597881        | Cornelius | VALVE, EXPANSION                         | FOR WCC700-1401-1400 / IMD600-30   | EA | TXV              | <input type="checkbox"/>            |                        |
|   | 620068260   |           | 2597882        | Cornelius | VALVE, EXPANSION                         | FOR IMD300-30 / WCC500             | EA | TXV              | <input checked="" type="checkbox"/> | Non-Stocked, Lead Time |
|  | 620068305   |           | 2608267        | Cornelius | CAPACITOR, RUN, COMPRESSOR RST70         | FOR WCC700A /IMD600-30 / IMD600-90 | EA | PART             | <input checked="" type="checkbox"/> | Non-Stocked, Lead Time |
|   | 620068351   |           | 2617028        | Cornelius | HARNESS, IEC CONNECT TO POWER SWITCH     | FOR ABS 2.0                        | EA | PART             | <input checked="" type="checkbox"/> | Non-Stocked, Lead Time |

| Picture   | Vendor Item | GIS Item  | Alternate Item | Vendor    | Item Description 01                          | Item Description 02                         | UM | Classification | NS                                  |                           |
|---|-------------|-----------|----------------|-----------|--|---|----|----------------|-------------------------------------|---------------------------|
|    | 620068358   |           | 2619242        | Cornelius | SLEEVE,<br>COMPRESSOR 315<br>ID              | FOR NITROPRO BIB                            | EA | PART           | <input checked="" type="checkbox"/> | Non-Stocked,<br>Lead Time |
|     | 620068359   |           | 2619246        | Cornelius | GROMMET,<br>COMPRESSOR,<br>ISOLATOR          | FOR NITROPRO BIB                            | EA | PART           | <input checked="" type="checkbox"/> | Non-Stocked,<br>Lead Time |
|     | 620068367   |           | 2619243        | Cornelius | FAN, ORION, AC<br>120V 3A 110CFM             | FOR NITROPRO BIB                            | EA | Motor          | <input checked="" type="checkbox"/> | Non-Stocked,<br>Lead Time |
|     | 620068389   |           | 2618656        | Cornelius | PANEL, BEVERAGE<br>VALVE, LID IM/MAN         | FOR SPIRE 4.1                               | EA | Valve Panel    | <input checked="" type="checkbox"/> | Non-Stocked,<br>Lead Time |
|     | 620068652   |           | 2617468        | Cornelius | LID, HOPPER, ABS<br>NG                       | FOR ABS 2.0                                 | EA | Lid            | <input checked="" type="checkbox"/> | Non-Stocked,<br>Lead Time |
|     | 620068668   |           | 2617972        | Cornelius | MOTOR AND<br>GEARBOX<br>ASSEMBLY             | 1/8 HP,<br>115V/60HZ, FOR FF<br>/ ABS 2.0   | EA | Motor          | <input checked="" type="checkbox"/> | Non-Stocked,<br>Lead Time |
|    | 620068688   |           | 2617987        | Cornelius | RETAINER<br>BRACKET, MANUAL<br>FILL DOOR     | FOR ABS 2.0                                 | EA | PART           | <input checked="" type="checkbox"/> | Non-Stocked,<br>Lead Time |
|  | 620068732   | 620068732 | 2617708        | Cornelius | MERCHANDISER<br>QUEST ELITE, 4FL<br>LV JUICE | MULTI-PANEL. FOR<br>QUEST E4 (R290)         | EA | Merchandiser   | <input type="checkbox"/>            |                           |
|  | 620069112   | 620069112 | 2614707        | Cornelius | PRISM VALVE,<br>SANITARY LEVER,<br>GRAY      | 1.5-3 Oz,<br>COMPLETE: W/<br>BLOCK & COVERS | EA | Beverage Valve | <input type="checkbox"/>            |                           |
|   | 620069114   | 620069114 | 2614370        | Cornelius | PRISM VALVE,<br>PUSH BUTTON,<br>GRAY         | 1.5-3Oz COMPLETE                            | EA | Beverage Valve | <input type="checkbox"/>            |                           |











| Picture   | Vendor Item       | GIS Item          | Alternate Item | Vendor    | Item Description 01                        | Item Description 02                        | UM | Classification | NS  |
|---|-------------------|-------------------|----------------|-----------|--|--|----|----------------|---|
|    | 620069118         | 620069118         | 2614166        | Cornelius | PRISM VALVE,<br>OPTIFILL LEVER,<br>GRAY    | 1.5-30z COMPLETE                           | EA | Beverage Valve | <input type="checkbox"/>                                      |
|    | 620069120         |                   | 2611010        | Cornelius | O-RING, 551ID<br>070CS 70Du E16            | FOR PRISM VALVE                            | EA | O-Ring         | <input checked="" type="checkbox"/> Non-Stocked,<br>Lead Time |
|    | 620069121         |                   | 2611009        | Cornelius | NOZZLE, OUTER,<br>BLACK                    | FOR PRISM VALVE                            | EA | PART           | <input checked="" type="checkbox"/> Non-Stocked,<br>Lead Time |
|    | 620069124         |                   | 2611012        | Cornelius | PROBE, METAL,<br>OPTIFILL                  | FOR PRISM VALVE                            | EA | PART           | <input checked="" type="checkbox"/> Non-Stocked,<br>Lead Time |
|    | 620069126S        |                   | 2608135        | Cornelius | SYRUP SOLENOID<br>ASSEMBLY,<br>VARIETY PRO | FOR PRISM VALVE                            | EA | PART           | <input checked="" type="checkbox"/> Non-Stocked,<br>Lead Time |
|    | 620069126W        |                   | 2608134        | Cornelius | WATER SOLENOID<br>ASSEMBLY,<br>VARIETY PRO | FOR PRISM VALVE                            | EA | PART           | <input checked="" type="checkbox"/> Non-Stocked,<br>Lead Time |
|   | 620069127-<br>102 |                   | 2622965        | Cornelius | FRONT COVER,<br>TOUCH MODULE,<br>GRAY      | OP/SL/PB<br>FLAVORS, FOR<br>PRISM VALVE CC | EA | PART           | <input checked="" type="checkbox"/> Non-Stocked,<br>Lead Time |
|  | 620069127-<br>301 | 620069127-<br>301 | 2617272        | Cornelius | FRONT COVER,<br>TOUCH MODULE,<br>BLK (OBS) | * REPLACED BY<br>OEM # 620069127-<br>302   | EA | PART           | <input type="checkbox"/>                                      |
|  | 620069127-<br>302 |                   | 2623917        | Cornelius | FRONT COVER,<br>TOUCH MODULE,<br>BLACK     | OP/SL/PB<br>FLAVORS, FOR<br>PRISM VALVE    | EA | PART           | <input checked="" type="checkbox"/> Non-Stocked,<br>Lead Time |
|  | 620069257         |                   | 2617997        | Cornelius | GUIDE, CUP REFILL,<br>LARGE                | FOR ABS 2.0                                | EA | PART           | <input checked="" type="checkbox"/> Non-Stocked,<br>Lead Time |

| Picture  | Vendor Item | GIS Item  | Alternate Item | Vendor    | Item Description 01            | Item Description 02          | UM | Classification | NS                                  |                        |
|--|-------------|-----------|----------------|-----------|--------------------------------|------------------------------|----|----------------|-------------------------------------|------------------------|
|   | 620069259   |           | 2617986        | Cornelius | GUIDE, CUP REFILL, CHILD       | FOR ABS 2.0                  | EA | PART           | <input checked="" type="checkbox"/> | Non-Stocked, Lead Time |
|   | 620069283X  |           | 2611069        | Cornelius | DIFFUSER KIT ASSEMBLY          | FOR PRISM VALVE              | EA | PART           | <input checked="" type="checkbox"/> | Non-Stocked, Lead Time |
|   | 620069304   | 620069304 | 2616000        | Cornelius | PRISM VALVE, PUSH BUTTON (OBS) | BLACK, 1.5-3Oz COMPLETE      | EA | Beverage Valve | <input type="checkbox"/>            |                        |
|    | 620069319   |           | 2611852        | Cornelius | PANEL, TOP, RED                | FOR VIPER 4 RED              | EA | PART           | <input checked="" type="checkbox"/> | Non-Stocked, Lead Time |
|   | 620069489   | 620069489 | 2615465        | Cornelius | PRISM KNOCKOUT ADAPTER PLATE   | FOR PRISM VALVE INSTALLATION | EA | TOOL           | <input type="checkbox"/>            |                        |
|    | 620069490   | 620069490 | 2614434        | Cornelius | PRISM KNOCKOUT KIT             | FOR PRISM VALVE INSTALLATION | EA | TOOL           | <input type="checkbox"/>            |                        |
|   | 620069522   |           | 2611013        | Cornelius | PLATE, VALVE BASE              | FOR PRISM VALVE              | EA | PART           | <input checked="" type="checkbox"/> | Non-Stocked, Lead Time |
|  | 620069543   |           | 2618284        | Cornelius | CAPACITOR, CONVEYOR, 115V/60HZ | FOR ABS 2.0                  | EA | PART           | <input checked="" type="checkbox"/> | Non-Stocked, Lead Time |
|  | 620069544   |           | 2618285        | Cornelius | CAPACITOR, TURRET, 115V/60HZ   | FOR ABS 2.0                  | EA | PART           | <input checked="" type="checkbox"/> | Non-Stocked, Lead Time |
|  | 620069545   |           | 2618286        | Cornelius | CAPACITOR, AGITATOR, 115V/60HZ | FOR ABS 2.0                  | EA | PART           | <input checked="" type="checkbox"/> | Non-Stocked, Lead Time |


| Picture   | Vendor Item | GIS Item | Alternate Item | Vendor    | Item Description 01                            | Item Description 02  | UM | Classification   | NS                                  |                           |
|---|-------------|----------|----------------|-----------|--|----------------------|----|------------------|-------------------------------------|---------------------------|
|    | 620069546   |          | 2619333        | Cornelius | CAPACITOR,<br>CONVEYOR,<br>230V/50HZ           | FOR ABS 2.0          | EA | PART             | <input checked="" type="checkbox"/> | Non-Stocked,<br>Lead Time |
|    | 620069547   |          | 2619332        | Cornelius | CAPACITOR,<br>TURRET, 230V/50HZ                | FOR ABS 2.0          | EA | PART             | <input checked="" type="checkbox"/> | Non-Stocked,<br>Lead Time |
|    | 620069560   |          | 2619055        | Cornelius | REFLECTOR,<br>LOWER PANEL                      | FOR CARMA 150        | EA | PART             | <input checked="" type="checkbox"/> | Non-Stocked,<br>Lead Time |
|    | 620069574   |          | 2617973        | Cornelius | MODULE, POWER<br>ENTRY, 15A<br>FILTERED        | FOR ABS 2.0          | EA | PART             | <input checked="" type="checkbox"/> | Non-Stocked,<br>Lead Time |
|    | 620069584   |          | 2611067        | Cornelius | SWITCH, MICRO, L-<br>ON / M-ON, 05A, 2-<br>PIN | FOR PRISM VALVE      | EA | PART             | <input checked="" type="checkbox"/> | Non-Stocked,<br>Lead Time |
|    | 620069585   |          | 2617113        | Cornelius | MANIFOLD<br>GRABBER VALVES<br>W/ FITTINGS      | FOR ABS 2.0          | EA | PART             | <input checked="" type="checkbox"/> | Non-Stocked,<br>Lead Time |
|   | 620069586   |          | 2616944        | Cornelius | FITTING, ORIFICE,<br>BR, 055 ID 1/8" NPT       | FOR ABS 2.0          | EA | Fitting, General | <input checked="" type="checkbox"/> | Non-Stocked,<br>Lead Time |
|   | 620069587   |          | 2615023        | Cornelius | LID AND LANYARD<br>ASSEMBLY W/<br>MAGNET       | FOR ED175            | EA | Lid              | <input checked="" type="checkbox"/> | Non-Stocked,<br>Lead Time |
|  | 620069593   |          |                | Cornelius | PLATFORM MINI<br>PUMP ASSEMBLY                 | FOR NITROPRO<br>MINI | EA | PART             | <input checked="" type="checkbox"/> | Non-Stocked,<br>Lead Time |
|  | 620069598   |          | 2623219        | Cornelius | POWER SUPPLY<br>24VDC                          | FOR NITROPRO<br>MINI | EA | PART             | <input checked="" type="checkbox"/> | Non-Stocked,<br>Lead Time |


| Picture  | Vendor Item       | GIS Item | Alternate Item | Vendor    | Item Description 01                      | Item Description 02          | UM | Classification     | NS                                  |                           |
|--|-------------------|----------|----------------|-----------|--|------------------------------|----|--------------------|-------------------------------------|---------------------------|
|    | 620069609         |          | 2618652        | Cornelius | HARNESS,<br>COMPRESSOR<br>SYSTEM         | FOR NITROPRO<br>MINI         | EA | Wire Harness       | <input checked="" type="checkbox"/> | Non-Stocked,<br>Lead Time |
|    | 620069820         |          | 2619938        | Cornelius | WRAP,<br>REMOVEABLE<br>GRAPHIC           | FOR NITROPRO<br>MINI         | EA | Merchandiser       | <input checked="" type="checkbox"/> | Non-Stocked,<br>Lead Time |
|    | 620069821         |          | 2618467        | Cornelius | LED 24V ACRYIC<br>DISPLAY                | FOR NITROPRO<br>MINI         | EA | PART               | <input checked="" type="checkbox"/> | Non-Stocked,<br>Lead Time |
|    | 620069833         |          | 2618468        | Cornelius | MINI AIR<br>COMPRESSOR<br>SYSTEM         | FOR CNB MINI                 | EA | Compressor,<br>Air | <input checked="" type="checkbox"/> | Non-Stocked,<br>Lead Time |
|    | 620069835         |          | 2619081        | Cornelius | COVER, MINI BIB<br>PUMP ASSEMBLY         | FOR NITROPRO<br>MINI         | EA | PART               | <input checked="" type="checkbox"/> | Non-Stocked,<br>Lead Time |
|    | 620069836         |          | 2619217        | Cornelius | PAN MINI BIB TRAY                        | FOR NITROPRO<br>MINI         | EA | PART               | <input type="checkbox"/>            |                           |
|   | 620069887-<br>002 |          |                | Cornelius | SSD CARD, AXIOM<br>SSDMO58XT120-AX       | 120 GB, FOR IDC<br>PRO RF255 | EA | PART               | <input checked="" type="checkbox"/> | Non-Stocked,<br>Lead Time |
|  | 620069903         |          | 2617687        | Cornelius | LID, 5-GALLON<br>BOWL                    | FOR JS7 / JT20 /<br>JT30     | EA | PART               | <input checked="" type="checkbox"/> | Non-Stocked,<br>Lead Time |
|  | 620069957         |          | 2617978        | Cornelius | POWER SUPPLY 90-<br>264VAC 130W<br>12VDC | FOR ABS 2.0                  | EA | PART               | <input checked="" type="checkbox"/> | Non-Stocked,<br>Lead Time |
|  | 620069958         |          | 2617980        | Cornelius | POWER SUPPLY 90-<br>264VAC 140W<br>24VDC | FOR ABS 2.0                  | EA | PART               | <input checked="" type="checkbox"/> | Non-Stocked,<br>Lead Time |



| Picture   | Vendor Item | GIS Item  | Alternate Item | Vendor    | Item Description 01                   | Item Description 02                  | UM | Classification | NS                                  |                        |
|---|-------------|-----------|----------------|-----------|---------------------------------------|--------------------------------------|----|----------------|-------------------------------------|------------------------|
|     | 620069959   |           | 2617979        | Cornelius | POWER SUPPLY 90-264VAC 400W 30VDC     | FOR ABS 2.0                          | EA | PART           | <input checked="" type="checkbox"/> | Non-Stocked, Lead Time |
|    | 620069972   |           | 2614558        | Cornelius | CONE, BIB NOZZLE, FLOW STRAIGHTENER   |                                      | EA | PART           | <input checked="" type="checkbox"/> | Non-Stocked, Lead Time |
|    | 620070041   | 620070041 | 2618311        | Cornelius | WATER SEAT SEV/FFV/GEV, SEAL ARMATURE | WATER SIDE, FOR QUEST E2-4 / IDC RED | EA | PART           | <input type="checkbox"/>            |                        |
|     | 620070042   |           | 2622731        | Cornelius | SOLENOID ASSEMBLY, 24V                | FOR ABS 2.0 / IDC RED                | EA | PART           | <input checked="" type="checkbox"/> | Non-Stocked, Lead Time |
|     | 620070053   |           | 2616911        | Cornelius | VALVE, EXPANSION                      | FOR IMD300-15                        | EA | TXV            | <input checked="" type="checkbox"/> | Non-Stocked, Lead Time |
|     | 620070083   |           | 2618687        | Cornelius | CLIP, BALL STUD RECEPTACLE            | FOR NITROPRO MINI                    | EA | PART           | <input checked="" type="checkbox"/> | Non-Stocked, Lead Time |
|   | 620070084   |           | 2619939        | Cornelius | STUD 6-32 HEX BALL 5/8"               | FOR NITROPRO MINI                    | EA | Hardware       | <input checked="" type="checkbox"/> | Non-Stocked, Lead Time |
|   | 620070087   |           | 2619940        | Cornelius | COVER, WINDOW PANEL GRAPHIC           | FOR NITROPRO MINI                    | EA | PART           | <input checked="" type="checkbox"/> | Non-Stocked, Lead Time |
|   | 620070088   |           | 2619941        | Cornelius | HOLDER, SLEEVE PANEL GRAPHIC          | FOR NITROPRO MINI                    | EA | PART           | <input checked="" type="checkbox"/> | Non-Stocked, Lead Time |
|  | 620070089   |           | 2619942        | Cornelius | CLIP 091-097 STUD                     | FOR NITROPRO MINI                    | EA | Hardware       | <input checked="" type="checkbox"/> | Non-Stocked, Lead Time |

| Picture  | Vendor Item | GIS Item  | Alternate Item | Vendor    | Item Description 01                  | Item Description 02    | UM | Classification | NS                                  |                           |
|--|-------------|-----------|----------------|-----------|--------------------------------------|------------------------|----|----------------|-------------------------------------|---------------------------|
|   | 620070124   |           | 2617049        | Cornelius | SCREW, MACHINE,<br>04 PAPH 08 STZG   |                        | EA | Hardware       | <input checked="" type="checkbox"/> | Non-Stocked,<br>Lead Time |
|    | 620070153   |           | 2617271        | Cornelius | RETAINING PLATE                      | FOR PRISM VALVE        | EA | PART           | <input checked="" type="checkbox"/> | Non-Stocked,<br>Lead Time |
|   | 620070235   |           | 2618473        | Cornelius | SWITCH, CUTOUT<br>0.1A MOMENTARY     | FOR NITROPRO<br>MINI   | EA | PART           | <input checked="" type="checkbox"/> | Non-Stocked,<br>Lead Time |
|    | 620070318   |           | 2617768        | Cornelius | PAD, GRABBER,<br>NATURAL RUBBER      | FOR ABS 2.0            | EA | PART           | <input checked="" type="checkbox"/> | Non-Stocked,<br>Lead Time |
|   | 620070333   |           | 2618466        | Cornelius | PUMP PERISTALTIC<br>24V A-60-G 15#   | FOR NITROPRO<br>MINI   | EA | PART           | <input checked="" type="checkbox"/> | Non-Stocked,<br>Lead Time |
|    | 620070383   |           | 2618663        | Cornelius | WASHER, .875OD x<br>.515ID, 100-PACK | FOR VIPER (?)          | EA | Hardware       | <input checked="" type="checkbox"/> | Non-Stocked,<br>Lead Time |
|    | 620070385   | 620070385 | 2616210        | Cornelius | PANEL VALVE<br>ASSEMBLY              | FOR ED150 6-<br>VALVE  | EA | Valve Panel    | <input type="checkbox"/>            |                           |
|  | 620070387   | 620070387 | 2616211        | Cornelius | PANEL VALVE<br>ASSEMBLY              | FOR ED150 8-<br>VALVE  | EA | Valve Panel    | <input type="checkbox"/>            |                           |
|  | 620070389   | 620070389 | 2616212        | Cornelius | PANEL VALVE<br>ASSEMBLY              | FOR ED2XX 8-<br>VALVE  | EA | Valve Panel    | <input type="checkbox"/>            |                           |
|  | 620070391   | 620070391 | 2616213        | Cornelius | PANEL VALVE<br>ASSEMBLY              | FOR ED250 10-<br>VALVE | EA | Valve Panel    | <input type="checkbox"/>            |                           |

| Picture  | Vendor Item   | GIS Item  | Alternate Item | Vendor    | Item Description 01             | Item Description 02 | UM | Classification | NS                                  |                        |
|--|---------------|-----------|----------------|-----------|---------------------------------|---------------------|----|----------------|-------------------------------------|------------------------|
|    | 620070393     | 620070393 | 2616214        | Cornelius | PANEL VALVE ASSEMBLY            | FOR ED300 12-VALVE  | EA | Valve Panel    | <input type="checkbox"/>            |                        |
|   | 620070415     |           | 2617001        | Cornelius | BRACKET, FINGERS                | FOR ABS 2.0         | EA | PART           | <input checked="" type="checkbox"/> | Non-Stocked, Lead Time |
|    | 620070470     |           | 2623043        | Cornelius | BRACKET, PCBA BOARD MOUNT COVER |                     | EA | PART           | <input checked="" type="checkbox"/> | Non-Stocked, Lead Time |
|    | 620070475     |           | 2623045        | Cornelius | LABEL, PCBA RPM SETTING         |                     | EA | Label          | <input checked="" type="checkbox"/> | Non-Stocked, Lead Time |
|   | 620070476-01  |           | 2619218        | Cornelius | GRAPHIC - CNB MINI NITROPRO     | FOR NITROPRO MINI   | EA | Graphic        | <input type="checkbox"/>            |                        |
|    | 620070476-02  |           | 2619287        | Cornelius | GRAPHIC, CNB MINI LAVAZZA       | FOR NITROPRO MINI   | EA | Graphic        | <input checked="" type="checkbox"/> | Non-Stocked, Lead Time |
|   | 620070508     | 620070508 | 2616003        | Cornelius | DECAL KIT, COCA-COLA            | FOR PRISM VALVE     | EA | Decal          | <input type="checkbox"/>            |                        |
|  | 620070508-001 |           | 2618629        | Cornelius | DECAL KIT, POWERADE             | FOR PRISM VALVE     | EA | Decal          | <input checked="" type="checkbox"/> | Non-Stocked, Lead Time |
|  | 620070509     | 620070509 | 2618243        | Cornelius | DECAL KIT, PEPSI                | FOR PRISM VALVE     | EA | Decal          | <input type="checkbox"/>            |                        |
|  | 620070510     | 620070510 | 2616005        | Cornelius | DECAL KIT, GENERIC              | FOR PRISM VALVE     | EA | Decal          | <input type="checkbox"/>            |                        |

| Picture   | Vendor Item   | GIS Item      | Alternate Item | Vendor    | Item Description 01                     | Item Description 02          | UM | Classification | NS                                  |
|---|---------------|---------------|----------------|-----------|---|------------------------------|----|----------------|-------------------------------------|
|     | 620070512     | 620070512     | 2615738        | Cornelius | PRISM KNOCKOUT REPLACEMENT TOOL         | FOR PRISM VALVE INSTALLATION | EA | TOOL           | <input type="checkbox"/>            |
|    | 620070513     |               | 2617941        | Cornelius | VALVE, ILLUMINATED, UFB, SANITARY LEVER | 2-4 Oz, COMPLETE             | EA | Beverage Valve | <input checked="" type="checkbox"/> |
|    | 620070517-001 | 620070517-001 | 2616373        | Cornelius | DECAL, PEPSI, LIT VALVE                 | FOR ILLUMINATED VALVE        | EA | Decal          | <input type="checkbox"/>            |
|    | 620070517-003 | 620070517-003 | 2616379        | Cornelius | DECAL, PEPSI WILD CHERRY, LIT VALVE     | FOR ILLUMINATED VALVE        | EA | Decal          | <input type="checkbox"/>            |
|    | 620070517-005 | 620070517-005 |                | Cornelius | STARRY DECAL ILLUMINATED LIT VALVE      | FOR ILLUMINATED VALVE        | EA | Decal          | <input type="checkbox"/>            |
|    | 620070517-006 | 620070517-006 | 2616380        | Cornelius | DECAL, DIET PEPSI, LIT VALVE            | FOR ILLUMINATED VALVE        | EA | Decal          | <input type="checkbox"/>            |
|   | 620070517-009 | 620070517-009 | 2616456        | Cornelius | DECAL, PEPSI MAX ZERO SUGAR, LIT VALVE  | FOR ILLUMINATED VALVE        | EA | Decal          | <input type="checkbox"/>            |
|  | 620070517-012 | 620070517-012 | 2616374        | Cornelius | DECAL, MTN DEW, LIT VALVE               | FOR ILLUMINATED VALVE        | EA | Decal          | <input type="checkbox"/>            |
|  | 620070517-013 | 620070517-013 | 2616375        | Cornelius | DECAL, DIET MTN DEW, LIT VALVE          | FOR ILLUMINATED VALVE        | EA | Decal          | <input type="checkbox"/>            |
|  | 620070517-021 | 620070517-021 | 2617884        | Cornelius | DECAL, GATORAGE ORANGE, LIT VALVE       | FOR ILLUMINATED VALVE        | EA | Decal          | <input type="checkbox"/>            |

Non-Stocked,  
Lead Time


| Picture   | Vendor Item   | GIS Item      | Alternate Item | Vendor    | Item Description 01                          | Item Description 02   | UM | Classification | NS                                  |
|---|---------------|---------------|----------------|-----------|--|-----------------------|----|----------------|-------------------------------------|
|    | 620070517-022 | 620070517-022 | 2616614        | Cornelius | DECAL, GATORADE FRUIT PUNCH, LIT VALVE       | FOR ILLUMINATED VALVE | EA | Decal          | <input type="checkbox"/>            |
|    | 620070517-023 | 620070517-023 | 2616615        | Cornelius | DECAL, GATORADE LEMON LIME, LIT VALVE        | FOR ILLUMINATED VALVE | EA | Decal          | <input type="checkbox"/>            |
|    | 620070517-027 |               | 2616455        | Cornelius | DECAL, TROPICANA FRUIT PUNCH, LIT VALVE      | FOR ILLUMINATED VALVE | EA | Decal          | <input checked="" type="checkbox"/> |
|    | 620070517-028 | 620070517-028 | 2616454        | Cornelius | DECAL, TROPICANA LEMONADE, LIT VALVE         | FOR ILLUMINATED VALVE | EA | Decal          | <input type="checkbox"/>            |
|    | 620070517-029 | 620070517-029 | 2616616        | Cornelius | DECAL, TROPICANA PINK LEMONADE, LIT VALVE    | FOR ILLUMINATED VALVE | EA | Decal          | <input type="checkbox"/>            |
|    | 620070517-031 |               | 2616448        | Cornelius | DECAL, TROPICANA ORANGE TWISTER, LIT VALVE   | FOR ILLUMINATED VALVE | EA | Decal          | <input checked="" type="checkbox"/> |
|   | 620070517-038 |               | 2616453        | Cornelius | DECAL, BRISK ICED SWEET TEA, LIT VALVE       | FOR ILLUMINATED VALVE | EA | Decal          | <input checked="" type="checkbox"/> |
|  | 620070517-040 |               | 2616452        | Cornelius | DECAL, BRISK ICED UNSWEETENED TEA, LIT VALVE | FOR ILLUMINATED VALVE | EA | Decal          | <input checked="" type="checkbox"/> |
|  | 620070517-050 | 620070517-050 | 2616450        | Cornelius | DECAL, MUG ROOT BEER CF, LIT VALVE           | FOR ILLUMINATED VALVE | EA | Decal          | <input type="checkbox"/>            |
|  | 620070518-002 | 620070518-002 | 2618075        | Cornelius | DECAL, SUNKIST ORANGE, LIT VALVE             | FOR ILLUMINATED VALVE | EA | Decal          | <input type="checkbox"/>            |

Non-Stocked, Lead Time

Non-Stocked, Lead Time

Non-Stocked, Lead Time








Non-Stocked, Lead Time








| Picture   | Vendor Item   | GIS Item      | Alternate Item | Vendor    | Item Description 01                     | Item Description 02   | UM | Classification | NS                                  |
|---|---------------|---------------|----------------|-----------|---|-----------------------|----|----------------|-------------------------------------|
|    | 620070518-024 | 620066265-018 | 2616246        | Cornelius | DECAL, DR PEPPER, LIT VALVE             | FOR ILLUMINATED VALVE | EA | Decal          | <input type="checkbox"/>            |
|    | 620070518-025 | 620070517-011 | 2616376        | Cornelius | DECAL, DIET DR PEPPER, LIT VALVE        | FOR ILLUMINATED VALVE | EA | Decal          | <input type="checkbox"/>            |
|    | 620070518-044 |               | 2617906        | Cornelius | DECAL, WATER DECAL, LIT VALVE           | FOR ILLUMINATED VALVE | EA | Decal          | <input checked="" type="checkbox"/> |
|    | 620070518-048 | 620070518-048 | 2618561        | Cornelius | DECAL, CANADA DRY GINGER ALE, LIT VALVE | FOR ILLUMINATED VALVE | EA | Decal          | <input type="checkbox"/>            |
|    | 620070518-049 |               | 2617890        | Cornelius | DECAL, SCHWEPPE'S GINGER ALE, LIT       | FOR ILLUMINATED VALVE | EA | Decal          | <input checked="" type="checkbox"/> |
|    | 620070518-060 | 620070518-060 | 2618073        | Cornelius | DECAL, LEMONADE, LIT VALVE              | FOR ILLUMINATED VALVE | EA | Decal          | <input type="checkbox"/>            |
|   | 620070518-061 | 620070518-061 | 2618523        | Cornelius | DECAL, ARIZONA ARNOLD PALMER, LIT VALVE | FOR ILLUMINATED VALVE | EA | Decal          | <input type="checkbox"/>            |
|  | 620070518-062 | 620070518-062 | 2618564        | Cornelius | DECAL, CHEERWINE, LIT VALVE             | FOR ILLUMINATED VALVE | EA | Decal          | <input type="checkbox"/>            |
|  | 620070518-063 |               | 2618565        | Cornelius | DECAL, ARIZONA STRAWBERRY LITE LEMONADE | FOR ILLUMINATED VALVE | EA | Decal          | <input checked="" type="checkbox"/> |
|  | 620070518-065 | 620070518-065 | 2618522        | Cornelius | DECAL, ARIZONA GREEN TEA, LIT VALVE     | FOR ILLUMINATED VALVE | EA | Decal          | <input type="checkbox"/>            |

Non-Stocked, Lead Time

Non-Stocked, Lead Time




Non-Stocked, Lead Time

| Picture   | Vendor Item | GIS Item  | Alternate Item | Vendor    | Item Description 01                    | Item Description 02  | UM | Classification | NS                                  |                           |
|---|-------------|-----------|----------------|-----------|--|----------------------|----|----------------|-------------------------------------|---------------------------|
|    | 620070522   |           | 2618472        | Cornelius | MOTOR SWITCH<br>ROCKER SEALED<br>DPDT  | FOR NITROPRO<br>MINI | EA | PART           | <input checked="" type="checkbox"/> | Non-Stocked,<br>Lead Time |
|    | 620070543   |           | 2620016        | Cornelius | SYSTEM TAP<br>HANDLE WRAP              | FOR NITROPRO<br>MINI | EA | PART           | <input checked="" type="checkbox"/> | Non-Stocked,<br>Lead Time |
|    | 620070573   |           | 2619293        | Cornelius | DOOR ASSEMBLY,<br>FRONT, AIO           | FOR CB2323 PLUS      | EA | PART           | <input checked="" type="checkbox"/> | Non-Stocked,<br>Lead Time |
|    | 620070574   |           | 2619295        | Cornelius | DOOR ASSEMBLY,<br>REAR, AIO            | FOR CB2323 PLUS      | EA | PART           | <input checked="" type="checkbox"/> | Non-Stocked,<br>Lead Time |
|    | 620070585   | 620070585 | 2619944        | Cornelius | DRIP TRAY<br>ASSEMBLY                  | FOR IDC PRO          | EA | Drip Tray      | <input type="checkbox"/>            |                           |
|    | 620070644   |           | 2617604        | Cornelius | DOOR CATCH,<br>TURRET FRAME            | FOR ABS 2.0          | EA | PART           | <input checked="" type="checkbox"/> | Non-Stocked,<br>Lead Time |
|   | 620070649   |           | 2619795        | Cornelius | CLADDING, REAR<br>PANEL                | FOR ABS 2.0          | EA | PART           | <input checked="" type="checkbox"/> | Non-Stocked,<br>Lead Time |
|  | 620070654   |           | 2617610        | Cornelius | RIVET,<br>5/32x.328x.425<br>DOMESS     |                      | EA | Hardware       | <input checked="" type="checkbox"/> | Non-Stocked,<br>Lead Time |
|  | 620070659   |           | 2619294        | Cornelius | E-BOX ASSEMBLY,<br>AIO                 | FOR CB2323 PLUS      | EA | PART           | <input checked="" type="checkbox"/> | Non-Stocked,<br>Lead Time |
|  | 620070842   |           | 2617638        | Cornelius | DIFFUSER, MFV<br>MULTIFLAVOR<br>NOZZLE | FOR ABS 2.0          | EA | PART           | <input checked="" type="checkbox"/> | Non-Stocked,<br>Lead Time |







| Picture  | Vendor Item | GIS Item  | Alternate Item | Vendor    | Item Description 01                        | Item Description 02           | UM | Classification          | NS                                  |                           |
|--|-------------|-----------|----------------|-----------|--|-------------------------------|----|-------------------------|-------------------------------------|---------------------------|
|            | 620070846   |           | 2619499        | Cornelius | SENSOR, CUP<br>DETECTION,<br>CALIBRATED    | FOR ABS 2.0                   | EA | PART                    | <input checked="" type="checkbox"/> | Non-Stocked,<br>Lead Time |
|            | 620070850   |           | 2619725        | Cornelius | DISPENSER, CLEAR<br>CUP,<br>MEDIUM/SMALL   | FOR ABS 2.0                   | EA | PART                    | <input checked="" type="checkbox"/> | Non-Stocked,<br>Lead Time |
|            | 620070871   | 620070871 | 2619691        | Cornelius | COMPRESSOR,<br>60HZ, 2.5HP,<br>R404A/R448A | 208/230V. FOR<br>VIPER E3-4   | EA | Compressor              | <input type="checkbox"/>            |                           |
|            | 620070915   |           |                | Cornelius | BRACKET, PORTION<br>CONTROL                | FOR IDC255 PFG                | EA | PART                    | <input checked="" type="checkbox"/> | Non-Stocked,<br>Lead Time |
|            | 620070916   |           |                | Cornelius | BRACKET, LID<br>HOLDER                     | FOR IDC255 PFG                | EA | PART                    | <input checked="" type="checkbox"/> | Non-Stocked,<br>Lead Time |
|            | 620070977   |           | 2618442        | Cornelius | OVERLOAD,<br>THERMAL, TUBE<br>MOUNT, 1/4"  | LOCKING. FOR<br>NITROPRO MINI | EA | PART                    | <input checked="" type="checkbox"/> | Non-Stocked,<br>Lead Time |
|           | 620071012   |           | 2619543        | Cornelius | HOLDER, UPPER LID<br>ACCESSORY             | FOR ABS 2.0                   | EA | Accessory<br>(Beverage) | <input checked="" type="checkbox"/> | Non-Stocked,<br>Lead Time |
|          | 620071013   |           | 2619542        | Cornelius | HOLDER, LOWER<br>LID ACCESSORY             | FOR ABS 2.0                   | EA | Accessory<br>(Beverage) | <input checked="" type="checkbox"/> | Non-Stocked,<br>Lead Time |
|          | 620071023   |           | 2617988        | Cornelius | PANEL, LOWER<br>FRONT W/ DOOR              | FOR ABS 2.0                   | EA | PART                    | <input checked="" type="checkbox"/> | Non-Stocked,<br>Lead Time |
|  | 620071046   |           | 2618470        | Cornelius | RELIEF VALVE, 90<br>PSI, 1/8" NPT          | FOR NITROPRO<br>MINI          | EA | PART                    | <input checked="" type="checkbox"/> | Non-Stocked,<br>Lead Time |



| Picture  | Vendor Item  | GIS Item | Alternate Item       | Vendor    | Item Description 01                          | Item Description 02  | UM | Classification        | NS                                  |                           |
|--|--------------|----------|----------------------|-----------|--|----------------------|----|-----------------------|-------------------------------------|---------------------------|
|    | 620071047    |          | 2618471              | Cornelius | PRESSURE SWITCH,<br>60-80 PSI, 1/8" NPT      | FOR NITROPRO<br>MINI | EA | PART                  | <input checked="" type="checkbox"/> | Non-Stocked,<br>Lead Time |
|    | 620071048    |          | 2623221              | Cornelius | SYSTEM AIR<br>COMPRESSOR                     | FOR NITROPRO<br>MINI | EA | Compressor,<br>Air    | <input checked="" type="checkbox"/> | Non-Stocked,<br>Lead Time |
|    | 620071054    |          | SG7A756A759<br>-A987 | Cornelius | MOTOR, TURRET,<br>230V 50/60Hz               | FOR ABS 2.0          | EA | Motor                 | <input checked="" type="checkbox"/> | Non-Stocked,<br>Lead Time |
|    | 620071067    |          | 2617985              | Cornelius | DUCT, PLUMBING,<br>LOWER                     | FOR ABS 2.0          | EA | PART                  | <input checked="" type="checkbox"/> | Non-Stocked,<br>Lead Time |
|    | 620071071    |          | 2617983              | Cornelius | COVER, DUCT,<br>LOWER                        | FOR ABS 2.0          | EA | PART                  | <input checked="" type="checkbox"/> | Non-Stocked,<br>Lead Time |
|    | 620071072    |          | 2617982              | Cornelius | COVER, DUCT,<br>UPPER                        | FOR ABS 2.0          | EA | PART                  | <input checked="" type="checkbox"/> | Non-Stocked,<br>Lead Time |
|   | 620071133    |          | 2617971              | Cornelius | MANUAL, CREW<br>CARDS,<br>McDONALDS          | FOR ABS 2.0          | EA | Accessory,<br>General | <input checked="" type="checkbox"/> | Non-Stocked,<br>Lead Time |
|  | 620071163    |          | 2621338              | Cornelius | SHAFT, SUPER SEAL                            | FOR ABS 2.0          | EA | PART                  | <input checked="" type="checkbox"/> | Non-Stocked,<br>Lead Time |
|  | 620071166    |          | 2619192              | Cornelius | CLADDING,<br>TURRET, INNER<br>TOP, INJECTION | MOLD, FOR ABS 2.0    | EA | PART                  | <input checked="" type="checkbox"/> | Non-Stocked,<br>Lead Time |
|  | 620071252-01 |          | 2619266              | Cornelius | HANDLE, LAVAZZA<br>TIERRA ICED               | FOR NITROPRO<br>MINI | EA | PART                  | <input checked="" type="checkbox"/> | Non-Stocked,<br>Lead Time |

| Picture   | Vendor Item  | GIS Item  | Alternate Item | Vendor    | Item Description 01                      | Item Description 02         | UM | Classification | NS                                  |                        |
|---|--------------|-----------|----------------|-----------|--|-----------------------------|----|----------------|-------------------------------------|------------------------|
|    | 620071252-02 |           | 2619267        | Cornelius | HANDLE, LAVAZZA TIERRA NITRO             | FOR NITROPRO MINI           | EA | PART           | <input checked="" type="checkbox"/> | Non-Stocked, Lead Time |
|    | 620071303    |           | 2620039        | Cornelius | MERCHANDISER GRAPHIC, COCA-COLA          | 24.75" x 12.02". FOR IDC215 | EA | Graphic        | <input checked="" type="checkbox"/> | Non-Stocked, Lead Time |
|    | 620071540    |           |                | Cornelius | BRACKET, ADAPTER CUP/LID DISPENSER       | FOR IDC255 PFG              | EA | PART           | <input checked="" type="checkbox"/> | Non-Stocked, Lead Time |
|    | 620071541    |           |                | Cornelius | BRACKET ADAPTER STRAW HOLDER             | FOR IDC255 PFG              | EA | PART           | <input checked="" type="checkbox"/> | Non-Stocked, Lead Time |
|    | 620071542    |           |                | Cornelius | SCREW, SHOULDER # 8-32 SLOTTED HEAD SS   | FOR IDC255 PFG              | EA | Hardware       | <input checked="" type="checkbox"/> | Non-Stocked, Lead Time |
|    | 620071550    |           | 2619673        | Cornelius | SCREW, SET, 8-32 x 3/16 Hex Dr Cup Pt SS |                             | EA | Hardware       | <input checked="" type="checkbox"/> | Non-Stocked, Lead Time |
|   | 620071625    |           | 2621379        | Cornelius | CONDENSER COIL ASSEMBLY                  | FOR VIPER E3-4              | EA | Condenser      | <input checked="" type="checkbox"/> | Non-Stocked, Lead Time |
|  | 620071645    | 620071645 | 2623202        | Cornelius | GLOBAL ICE BANK CONTROL 120/240V         | FOR QUEST E2 (R290)         | EA | PART           | <input type="checkbox"/>            |                        |
|  | 620071842    |           | 2620601        | Cornelius | HARNESS, COMP POWER CABLE, MOLDED        | PLUG. FOR VIPER ELITE 3-4   | EA | Wire Harness   | <input checked="" type="checkbox"/> | Non-Stocked, Lead Time |
|   | 620071844    |           | 2619206        | Cornelius | BACK SCANNER PLATE, PEPSI UNATTENDED     |                             | EA | PART           | <input checked="" type="checkbox"/> | Non-Stocked, Lead Time |

| Picture  | Vendor Item | GIS Item  | Alternate Item | Vendor    | Item Description 01                                    | Item Description 02        | UM | Classification        | NS                                  |                           |
|--|-------------|-----------|----------------|-----------|--|----------------------------|----|-----------------------|-------------------------------------|---------------------------|
|    | 620071845   |           | 2619207        | Cornelius | SCANNER COVER,<br>SPIRE UNATTENDED                     | FOR SPIRE                  | EA | PART                  | <input checked="" type="checkbox"/> | Non-Stocked,<br>Lead Time |
|    | 620071854   |           | 2619164        | Cornelius | CABLE, ETHERNET,<br>SHIELDED, CAT 10'                  |                            | EA | PART                  | <input checked="" type="checkbox"/> | Non-Stocked,<br>Lead Time |
|    | 620071863   |           | 2619132        | Cornelius | PLUG CAP, 1/2"<br>DOME, HEYCO                          |                            | EA | PART                  | <input checked="" type="checkbox"/> | Non-Stocked,<br>Lead Time |
|   | 620071900   |           | 2618875        | Cornelius | SCREW, MACHINE,<br>06-32x1.25 PaPh<br>18-8 SS          | FOR M-SERIES               | EA | Hardware              | <input checked="" type="checkbox"/> | Non-Stocked,<br>Lead Time |
|    | 620071950   |           | 2619211        | Cornelius | COVER, CONTROL<br>BOX, SPIRE<br>UNATTENDED             | FOR SPIRE                  | EA | PART                  | <input checked="" type="checkbox"/> | Non-Stocked,<br>Lead Time |
|    | 620071951   |           | 2619209        | Cornelius | CONTROL BOX,<br>SPIRE UNATTENDED                       | FOR SPIRE                  | EA | PART                  | <input checked="" type="checkbox"/> | Non-Stocked,<br>Lead Time |
|   | 620071967   | 620071967 | 2622379        | Cornelius | VIPER ELITE LINE<br>SET, 50FT, (1) 3/8"<br>& (1) 1/2"  | FOR VIPER E2-3-4<br>REMOTE | EA | Accessory,<br>General | <input type="checkbox"/>            |                           |
|  | 620071969   | 620071969 | 2622380        | Cornelius | VIPER ELITE LINE<br>SET, 100FT, (1) 3/8"<br>& (1) 1/2" | FOR VIPER E2-3-4<br>REMOTE | EA | Accessory,<br>General | <input type="checkbox"/>            |                           |
|  | 620072012   |           | 2619088        | Cornelius | LABEL, WIRING<br>DIAGRAM, SPIRE<br>UNATTENDED          | FOR SPIRE                  | EA | Label                 | <input checked="" type="checkbox"/> | Non-Stocked,<br>Lead Time |
|  | 620072057   |           | 2619087        | Cornelius | LABEL, CAUTION /<br>INFO, SPIRE                        | FOR SPIRE                  | EA | Label                 | <input checked="" type="checkbox"/> | Non-Stocked,<br>Lead Time |

| Picture  | Vendor Item | GIS Item | Alternate Item | Vendor    | Item Description 01                    | Item Description 02      | UM | Classification | NS                                  |                           |
|--|-------------|----------|----------------|-----------|--|--------------------------|----|----------------|-------------------------------------|---------------------------|
|    | 620072061   |          | 2618890        | Cornelius | DRILL TEMPLATE,<br>FOR PRISM ADA       | FOR PRISM VALVE          | EA | OTHER          | <input checked="" type="checkbox"/> | Non-Stocked,<br>Lead Time |
|    | 620072079   |          | 2619086        | Cornelius | LABEL, COMPUTER<br>ON/OFF, SPIRE       | FOR SPIRE                | EA | Label          | <input checked="" type="checkbox"/> | Non-Stocked,<br>Lead Time |
|    | 620072080   |          | 2619131        | Cornelius | PORT WINDOW, 1",<br>HEYCO 1312         |                          | EA | PART           | <input checked="" type="checkbox"/> | Non-Stocked,<br>Lead Time |
|    | 620072106   |          | 2619165        | Cornelius | ADAPTER,<br>ETHERNET<br>COUPLER, RJ-45 | SHIELDED                 | EA | PART           | <input checked="" type="checkbox"/> | Non-Stocked,<br>Lead Time |
|    | 620072112   |          | 2619200        | Cornelius | GASKET, WINDOW<br>SCANNER, SPIRE       | UNATTENDED. FOR<br>SPIRE | EA | PART           | <input checked="" type="checkbox"/> | Non-Stocked,<br>Lead Time |
|    | 620072148   |          |                | Cornelius | PANEL ASSEMBLY,<br>RH                  | FOR CARMA 250            | EA | PART           | <input checked="" type="checkbox"/> | Non-Stocked,<br>Lead Time |
|   | 620072150   |          |                | Cornelius | PANEL ASSEMBLY,<br>LH                  | FOR CARMA 250            | EA | PART           | <input checked="" type="checkbox"/> | Non-Stocked,<br>Lead Time |
|  | 620072152   |          |                | Cornelius | PANEL CROSS<br>BEAM, UPPER             | FOR CARMA 250            | EA | PART           | <input checked="" type="checkbox"/> | Non-Stocked,<br>Lead Time |
|  | 620072154   |          |                | Cornelius | PANEL ASSEMBLY<br>REFLECTOR            | FOR CARMA 250            | EA | PART           | <input type="checkbox"/>            |                           |
|  | 620072238   |          | 2622575        | Cornelius | DRYER 2CU FILTER,<br>1/4ODF, R290      | FOR QUEST E2-4<br>(R290) | EA | PART           | <input checked="" type="checkbox"/> | Non-Stocked,<br>Lead Time |

| Picture   | Vendor Item | GIS Item  | Alternate Item | Vendor    | Item Description 01               | Item Description 02                | UM | Classification | NS                                  |
|---|-------------|-----------|----------------|-----------|-----------------------------------|------------------------------------|----|----------------|-------------------------------------|
|    | 620072298   |           |                | Cornelius | ICE BANK TOP                      | FOR QUEST E4 (R290)                | EA | PART           | <input checked="" type="checkbox"/> |
|    | 620072316   | 620072316 | 2622573        | Cornelius | POWER SUPPLY, 27V RPS, 120V, R290 | FOR QUEST ELITE 4 (R290)           | EA | PART           | <input type="checkbox"/>            |
|    | 620072324   | 620072324 | 2623169        | Cornelius | E-BOX SYSTEMS CONTROL BOARD, R290 | FOR QUEST E2-4 (R290)              | EA | Control Board  | <input type="checkbox"/>            |
|    | 620072330   | 620072330 | 2623346        | Cornelius | QUEST E-BOX HARNESS POWER         | INPUT & WATER, FOR QUEST E2 (R290) | EA | Wire Harness   | <input type="checkbox"/>            |
|    | 620072331   | 620072331 | 2623347        | Cornelius | HARNESS, E-BOX TO CABINET         | FOR VIPER E2-3-4                   | EA | Wire Harness   | <input type="checkbox"/>            |
|    | 620072387   |           |                | Cornelius | CROSS BEAM, PANEL ASSEMBLY        | FOR CARMA 250                      | EA | PART           | <input checked="" type="checkbox"/> |
|   | 620072401   |           | 2620599        | Cornelius | BOOT, COLD PLATE DRAIN            | FOR IDC255 / IDC255 PFG            | EA | PART           | <input checked="" type="checkbox"/> |
|  | 620072408   | 620072408 | 2619805        | Cornelius | SWITCH, THERMOSTAT, R448A         | FOR VIPER ELITE 3-4 (R448)         | EA | PART           | <input type="checkbox"/>            |
|  | 620072425   |           |                | Cornelius | MERCHANDISER ASSEMBLY, 8 VALVE    | FOR CARMA 250 8-VALVE              | EA | Merchandiser   | <input checked="" type="checkbox"/> |
|  | 620072426   |           |                | Cornelius | MERCHANDISER ASSEMBLY, 10 VALVE   | FOR CARMA 250 10-VALVE             | EA | Merchandiser   | <input checked="" type="checkbox"/> |

Non-Stocked, Lead Time

Non-Stocked, Lead Time

Non-Stocked, Lead Time

Non-Stocked, Lead Time

Non-Stocked, Lead Time

| Picture   | Vendor Item | GIS Item  | Alternate Item | Vendor    | Item Description 01                          | Item Description 02                   | UM | Classification   | NS                                  |                        |
|---|-------------|-----------|----------------|-----------|--|---------------------------------------|----|------------------|-------------------------------------|------------------------|
|    | 620072628   |           | 2619934        | Cornelius | FITTING, U-BEND, 10MM                        | FOR ABS 2.0                           | EA | Fitting, General | <input checked="" type="checkbox"/> | Non-Stocked, Lead Time |
|    | 620073003   | 620073003 | 2622735        | Cornelius | PRISM VALVE, SANITARY LEVER, 1.5-3OZ, BLACK  |                                       | EA | Beverage Valve   | <input type="checkbox"/>            |                        |
|    | 620073004   |           | 2622736        | Cornelius | PRISM VALVE, SANITARY LEVER, LESS BLOCK      | 1.5 - 3 OZ, BLACK                     | EA | Beverage Valve   | <input checked="" type="checkbox"/> | Non-Stocked, Lead Time |
|    | 620073005   | 620073005 | 2622740        | Cornelius | PRISM VALVE, PUSH BUTTON, 1.5 - 3 OZ, BLACK  |                                       | EA | Beverage Valve   | <input type="checkbox"/>            |                        |
|    | 620073007   |           | 2622739        | Cornelius | PRISM VALVE, OPTIFILL LEVER, 1.5-3 OZ, BLACK |                                       | EA | Beverage Valve   | <input checked="" type="checkbox"/> | Non-Stocked, Lead Time |
|    | 620073083   |           | 2623266        | Cornelius | SUCTION HX ASSEMBLY                          | FOR QUEST E2 (R290)                   | EA | PART             | <input checked="" type="checkbox"/> | Non-Stocked, Lead Time |
|    | 620073087   |           | 2622577        | Cornelius | COMPRESSOR, R290, 115V, TECUMSEH             | FOR QUEST ELITE 2-4 (R290)            | EA | Compressor       | <input checked="" type="checkbox"/> | Non-Stocked, Lead Time |
|  | 620073088   | 620073088 | 2622580        | Cornelius | FAN MOTOR LPT15P SERIES AC LOWER POWER       | FOR NITROPRO MINI / QUEST E2-4 (R290) | EA | Motor            | <input type="checkbox"/>            |                        |
|  | 620073089   |           | 2622576        | Cornelius | CONDENSER, R290                              | FOR NITROPRO MINI / QUEST 4 (R290)    | EA | Condenser        | <input checked="" type="checkbox"/> | Non-Stocked, Lead Time |
|  | 620073140   | 620073140 | 2622319        | Cornelius | FAN, CONDENSER                               | FOR VIPER E2-3-4                      | EA | Motor            | <input type="checkbox"/>            |                        |

| Picture  | Vendor Item | GIS Item  | Alternate Item | Vendor    | Item Description 01                  | Item Description 02              | UM | Classification | NS                                  |
|--|-------------|-----------|----------------|-----------|--------------------------------------|----------------------------------|----|----------------|-------------------------------------|
|    | 620073301   | 620073301 | 2623223        | Cornelius | PLATFORM ASSEMBLY, SLJ FLUSH, R290   | FOR QUEST E4 (R290)              | EA | PART           | <input type="checkbox"/>            |
|    | 620073302   |           |                | Cornelius | PLATFORM ASSEMBLY, NO FLUSH, SOLDOUT | R290. FOR QUEST E4 (R290)        | EA | PART           | <input checked="" type="checkbox"/> |
|    | 620073358   |           | 2623974        | Cornelius | PAD, KEY IDC/PROGATE2 (K, S, M, L)   | FOR IDC255 PFG                   | EA | PART           | <input checked="" type="checkbox"/> |
|    | 620073390   | 620073390 | 2623174        | Cornelius | HARNESS, MOTOR AND VALVE CONTROL     | NO SOLD OUT. FOR QUEST ELITE 2-4 | EA | Wire Harness   | <input type="checkbox"/>            |
|    | 620073392   | 2622799   | 2622799        | Cornelius | FAN MOTOR KIT, 115V                  | FOR QUEST E2-4                   | EA | Motor          | <input type="checkbox"/>            |
|    | 620073691   | 620073691 | 2623318        | Cornelius | PUMP DECK ASSY, NO SOLD OUT R290     | FOR QUEST E2 (R290), FL NATURAL  | EA | PART           | <input type="checkbox"/>            |
|   | 620073721   |           | 2622787        | Cornelius | FAN MOTOR, LPT15P23 230V 50/60HZ     | FOR QUEST ELITE 2-4              | EA | Motor          | <input checked="" type="checkbox"/> |
|  | 620073748   |           | 2623220        | Cornelius | FAN MOTOR, CABINET, 115V/60HZ        | FOR QUEST ELITE 2-4              | EA | Motor          | <input checked="" type="checkbox"/> |
|  | 620074101   |           | 2623569        | Cornelius | COMPRESSOR, R290, 115V/60HZ          | FOR QUEST ELITE 2                | EA | Compressor     | <input checked="" type="checkbox"/> |
|  | 620200045   |           | 2617029        | Cornelius | CIRCUIT BOARD, MOTION CONTROL        | FOR ABS 2.0 NG                   | EA | Control Board  | <input checked="" type="checkbox"/> |

Non-Stocked, Lead Time




Non-Stocked, Lead Time

Non-Stocked, Lead Time

Non-Stocked, Lead Time




Non-Stocked, Lead Time


Non-Stocked, Lead Time










| Picture   | Vendor Item | GIS Item  | Alternate Item | Vendor    | Item Description 01                  | Item Description 02        | UM | Classification   | NS                                  |                           |
|---|-------------|-----------|----------------|-----------|--------------------------------------|----------------------------|----|------------------|-------------------------------------|---------------------------|
|    | 620200046   |           | 2617327        | Cornelius | BUSHING, SNAP,<br>.875H .56ID, SPLIT |                            | EA | PART             | <input checked="" type="checkbox"/> | Non-Stocked,<br>Lead Time |
|    | 620200126   |           | 2616945        | Cornelius | FITTING, L, BR, 1/8"<br>NPT (2)      | FOR ABS 2.0                | EA | Fitting, General | <input checked="" type="checkbox"/> | Non-Stocked,<br>Lead Time |
|    | 620200131   |           | 2590053        | Cornelius | CHIP, ABS SMART<br>B/I UPGRADE KIT   | FOR ABS 1.0                | EA | PART             | <input checked="" type="checkbox"/> | Non-Stocked,<br>Lead Time |
|    | 620200141   |           | 2617109        | Cornelius | COVER, CUP<br>SENSOR                 | FOR ABS 2.0                | EA | PART             | <input checked="" type="checkbox"/> | Non-Stocked,<br>Lead Time |
|    | 620200142   |           | 2617630        | Cornelius | BRACKET, CUP<br>SENSOR               | FOR ABS 2.0                | EA | PART             | <input checked="" type="checkbox"/> | Non-Stocked,<br>Lead Time |
|    | 620200154   | 620200154 | 2618175        | Cornelius | SEAL ASSEMBLY,<br>MOTOR SHAFT        | FOR ED1XX / ABS<br>1.0     | EA | PART             | <input type="checkbox"/>            |                           |
|   | 620200155   |           | 2618174        | Cornelius | SEAL ASSEMBLY,<br>AGITATOR MOTOR     | FOR DF2XX                  | EA | PART             | <input checked="" type="checkbox"/> | Non-Stocked,<br>Lead Time |
|  | 620200198   |           | 2594470        | Cornelius | CONTROL BOARD,<br>DOOR TOUCH KIT     | CONTROLLER. FOR<br>IDC PRO | EA | Control Board    | <input checked="" type="checkbox"/> | Non-Stocked,<br>Lead Time |
|  | 620200199   |           | 2594471        | Cornelius | FAN ASSEMBLY,<br>EXHAUST, DOOR       | FOR IDC PRO                | EA | Motor            | <input checked="" type="checkbox"/> | Non-Stocked,<br>Lead Time |
|  | 620200200   | 620200200 | 2594472        | Cornelius | KIT, DOOR, SINGLE<br>BOARD           | FOR IDC PRO                | EA | Control Board    | <input type="checkbox"/>            |                           |



| Picture  | Vendor Item | GIS Item | Alternate Item | Vendor    | Item Description 01                        | Item Description 02         | UM | Classification           | NS                                  |                           |
|--|-------------|----------|----------------|-----------|--|-----------------------------|----|--------------------------|-------------------------------------|---------------------------|
|    | 620200411   |          | 1043799        | Cornelius | CYLINDER, AIR<br>DOUBLE ACTING 2-<br>1/2"  | FOR IDC255 PFG /<br>ABS 2.0 | EA | PART                     | <input checked="" type="checkbox"/> | Non-Stocked,<br>Lead Time |
|   | 620200413   |          | 1066526        | Cornelius | CYLINDER, ICE<br>GATE, ABS<br>NORGREN      | FOR ABS 1.0                 | EA | PART                     | <input checked="" type="checkbox"/> | Non-Stocked,<br>Lead Time |
|   | 620200417   |          | 1037679        | Cornelius | CYLINDER KIT, LIFT<br>ASSEMBLY             | FOR ABS 1.0                 | EA | PART                     | <input checked="" type="checkbox"/> | Non-Stocked,<br>Lead Time |
|    | 620200418   |          | 1050654        | Cornelius | CYLINDER<br>ENCLOSURE<br>PROGATE           | FOR IDC255 PFG              | EA | PART                     | <input checked="" type="checkbox"/> | Non-Stocked,<br>Lead Time |
|    | 620200838   |          | 1059114        | Cornelius | FOAM PACK, DUAL<br>FREEZE CYLINDERS        |                             | EA | Freeze Pack              | <input checked="" type="checkbox"/> | Non-Stocked,<br>Lead Time |
|    | 620201008   |          | 1043027        | Cornelius | EIG GLASS FILLER<br>KIT                    |                             | EA | Accessory<br>(Beverage)  | <input checked="" type="checkbox"/> | Non-Stocked,<br>Lead Time |
|   | 620201013TE |          | 2617561        | Cornelius | ICEMAKER KIT,<br>SCOTSMAN,<br>ID150B-1     |                             | EA | Adapter Kit,<br>Icemaker | <input checked="" type="checkbox"/> | Non-Stocked,<br>Lead Time |
|  | 620201015TE |          | 2617562        | Cornelius | ICEMAKER KIT,<br>SCOTSMAN,<br>ID200/250    |                             | EA | Adapter Kit,<br>Icemaker | <input checked="" type="checkbox"/> | Non-Stocked,<br>Lead Time |
|  | 620201017TE |          | 2617568        | Cornelius | ICEMAKER KIT,<br>SCOTSMAN,<br>ID200/250B-1 |                             | EA | Adapter Kit,<br>Icemaker | <input checked="" type="checkbox"/> | Non-Stocked,<br>Lead Time |
|  | 620201025   |          | 1030528        | Cornelius | EIG ICE DIVERTER<br>KIT                    |                             | EA | Adapter Kit,<br>Icemaker | <input checked="" type="checkbox"/> | Non-Stocked,<br>Lead Time |











| Picture  | Vendor Item | GIS Item  | Alternate Item | Vendor    | Item Description 01                     | Item Description 02 | UM | Classification        | NS                                  |                        |
|--|-------------|-----------|----------------|-----------|---|---------------------|----|-----------------------|-------------------------------------|------------------------|
|    | 620201028   |           | 2617564        | Cornelius | ICEMAKER KIT, SCOTSMAN, ID200/250 22"   |                     | EA | Adapter Kit, Icemaker | <input checked="" type="checkbox"/> | Non-Stocked, Lead Time |
|    | 620201030   |           | 2617565        | Cornelius | ICEMAKER KIT, SCOTSMAN, ABS 22" ECLIPSE |                     | EA | Adapter Kit, Icemaker | <input checked="" type="checkbox"/> | Non-Stocked, Lead Time |
|    | 620201109TE |           | 2619286        | Cornelius | ICEMAKER KIT, IOM IOD200/250 22"        |                     | EA | Adapter Kit, Icemaker | <input checked="" type="checkbox"/> | Non-Stocked, Lead Time |
|    | 620201115   |           | 1051378        | Cornelius | THERMOSTAT, BIN CONTROL, 22"            |                     | EA | Bin Thermostat        | <input checked="" type="checkbox"/> | Non-Stocked, Lead Time |
|    | 620201116   |           | 1051379        | Cornelius | THERMOSTAT, BIN CONTROL, 30"            |                     | EA | Bin Thermostat        | <input checked="" type="checkbox"/> | Non-Stocked, Lead Time |
|   | 620201709   |           | 1061432        | Cornelius | LUBE, GREASE, SILICONE, 5 OZ            |                     | EA | Accessory, General    | <input checked="" type="checkbox"/> | Non-Stocked, Lead Time |
|  | 620202675   |           | 1033102        | Cornelius | THERMOSTAT, DIGITAL, 125Ft/250Ft        |                     | EA | PART                  | <input checked="" type="checkbox"/> | Non-Stocked, Lead Time |
|  | 620204302A  |           | 2589566        | Cornelius | EVAPORATOR ASSY, LH, FULL CUBE          | FOR CCM0430-0530    | EA | Evaporator            | <input checked="" type="checkbox"/> | Non-Stocked, Lead Time |
|  | 620204305   | 620204305 | 1045291        | Cornelius | EVAPORATOR ASSEMBLY                     | FOR CCM0322AH       | EA | Evaporator            | <input type="checkbox"/>            |                        |
|  | 620204521   | 620204521 | 1045507        | Cornelius | WATER TROUGH                            | FOR CCM 30"         | EA | Water Trough          | <input type="checkbox"/>            |                        |

| Picture  | Vendor Item | GIS Item  | Alternate Item | Vendor    | Item Description 01                    | Item Description 02               | UM | Classification | NS   |
|--|-------------|-----------|----------------|-----------|--|-----------------------------------|----|----------------|--|
|    | 620204552   | 620204552 | 1045538        | Cornelius | CURTAIN SWITCH                         | FOR CCM ICEMAKER                  | EA | PART           | <input type="checkbox"/>                                   |
|    | 620204555   | 620204555 | 1045541        | Cornelius | TIMER MODULE                           | FOR CCM ICEMAKER                  | EA | PART           | <input type="checkbox"/>                                   |
|    | 620204556   | 620204556 | 1045542        | Cornelius | HARVEST ASSY SWITCH, SWITCH LIMIT SPDT | FOR CCM ICEMAKER                  | EA | PART           | <input type="checkbox"/>                                   |
|    | 620204611   | 620204611 | 1045597        | Cornelius | HOT GAS BODY                           | FOR CCM ICEMAKER                  | EA | Hot Gas Valve  | <input type="checkbox"/>                                   |
|    | 620204632   | 620204632 | 1045618        | Cornelius | WATER PUMP, 115V                       | FOR CCM ICEMAKER                  | EA | Water Pump     | <input type="checkbox"/>                                   |
|    | 620204933   | 620204933 | 1069082        | Cornelius | TXV                                    | FOR CCU0220                       | EA | TXV            | <input type="checkbox"/>                                   |
|   | 620302101   | 620302101 | 1002325        | Cornelius | LAMP SOCKET ED                         | FOR ED1XX/2XX/300/DF 2XX/CARMA250 | EA | PART           | <input type="checkbox"/>                                   |
|  | 620302201   |           | 1008968        | Cornelius | SOCKET, STARTER                        | FOR ED1XX/2XX/300/DF 2XX/CARMA250 | EA | PART           | <input checked="" type="checkbox"/> Non-Stocked, Lead Time |
|  | 620302901   |           | 1022353        | Cornelius | POWER CORD ASSEMBLY, 220V, 118"        | FOR ED2XX / IP150                 | EA | PART           | <input checked="" type="checkbox"/> Non-Stocked, Lead Time |
|  | 620303001   |           | 1009251        | Cornelius | ACTUATOR, PUSH BUTTON CE               | FOR ED2XX                         | EA | PART           | <input checked="" type="checkbox"/> Non-Stocked, Lead Time |

| Picture  | Vendor Item | GIS Item  | Alternate Item | Vendor    | Item Description 01                         | Item Description 02                 | UM | Classification | NS                                  |                           |
|--|-------------|-----------|----------------|-----------|---|-------------------------------------|----|----------------|-------------------------------------|---------------------------|
|   | 620303002   |           | 1002690        | Cornelius | SWITCH BLOCK CE                             | FOR ED2XX                           | EA | PART           | <input checked="" type="checkbox"/> | Non-Stocked,<br>Lead Time |
|   | 620304601   |           | 1000677        | Cornelius | RESISTER, DIODE<br>ASSY, CE 220/240V        | FOR IP150                           | EA | PART           | <input checked="" type="checkbox"/> | Non-Stocked,<br>Lead Time |
|    | 620305408   | 620305408 | 1010312        | Cornelius | SWITCH, RED<br>BUTTON DPDT                  | FOR DB275-BCP                       | EA | PART           | <input type="checkbox"/>            |                           |
|   | 620306601   |           | 1003138        | Cornelius | RELAY, MOTOR,<br>33404 Ti4cr-1-625          | FOR DF-ED2XX                        | EA | PART           | <input checked="" type="checkbox"/> | Non-Stocked,<br>Lead Time |
|   | 620307301   |           | 1007558        | Cornelius | FILTER RFI POWER<br>LINE CE                 | FOR IDC2XX /<br>DF2XX / IP150       | EA | PART           | <input checked="" type="checkbox"/> | Non-Stocked,<br>Lead Time |
|   | 620307901   | 620307901 | 1002052        | Cornelius | GEARMOTOR, 120V                             | FOR ED-<br>DF150/175/300 /<br>IP150 | EA | Motor          | <input type="checkbox"/>            |                           |
|  | 620307902   |           | 1001723        | Cornelius | MOTOR KIT, 220V                             | FOR ED-<br>DF/UC150/300             | EA | Motor          | <input checked="" type="checkbox"/> | Non-Stocked,<br>Lead Time |
|  | 620308504   |           | 1030494        | Cornelius | HARNESS, WIRE,<br>AUGER MOTOR               | FOR PR150BC /<br>IP150              | EA | Wire Harness   | <input checked="" type="checkbox"/> | Non-Stocked,<br>Lead Time |
|  | 620311507   |           | 1022447        | Cornelius | CORD ASSEMBLY,<br>MANUAL DISPENSE<br>SWITCH |                                     | EA | Wire Harness   | <input checked="" type="checkbox"/> | Non-Stocked,<br>Lead Time |
|  | 620311701   |           | 1003823        | Cornelius | AGITATOR TIMER<br>BOARD, 115V/60HZ          | FOR IP150                           | EA | Control Board  | <input checked="" type="checkbox"/> | Non-Stocked,<br>Lead Time |

| Picture  | Vendor Item | GIS Item  | Alternate Item | Vendor    | Item Description 01                           | Item Description 02                         | UM | Classification | NS                                  |                           |
|--|-------------|-----------|----------------|-----------|---|---|----|----------------|-------------------------------------|---------------------------|
|    | 620313267   |           | 1050657        | Cornelius | SWITCH, PUSH<br>BUTTON LIGHTED                | FOR IDC255 PFG                              | EA | PART           | <input checked="" type="checkbox"/> | Non-Stocked,<br>Lead Time |
|    | 620313270   |           | 1042829        | Cornelius | SWITCH, REED, AIR<br>CYLINDER, BMFS           | FOR ABS 1.0                                 | EA | PART           | <input checked="" type="checkbox"/> | Non-Stocked,<br>Lead Time |
|    | 620313280   | 620313280 | 1043363        | Cornelius | TOUCH PAD,<br>MEMBRANE<br>SWITCH, 4-BUTTON    | FOR FLAVOR BLAST<br>ED / TOWER<br>MODELS    | EA | PART           | <input type="checkbox"/>            |                           |
|    | 620313288   | 620313288 |                | Cornelius | SWITCH BARREL<br>FILL V (OBS)                 | SHOWS (1) ON<br>TRUCK.                      | EA | PART           | <input type="checkbox"/>            |                           |
|    | 620313290   | 620313290 | 1057044        | Cornelius | CO2 PRESSURE<br>SWITCH                        | FOR VIPER E2-3-4 /<br>ABS 2.0               | EA | PART           | <input type="checkbox"/>            |                           |
|    | 620313291   | 620313291 | 1057045        | Cornelius | PRESSURE SWITCH<br>SYRUP                      | FOR VIPER E2-3-4                            | EA | PART           | <input type="checkbox"/>            |                           |
|   | 620313295   |           | 2614209        | Cornelius | SWITCH BLOCK CE                               |   | EA | PART           | <input checked="" type="checkbox"/> | Non-Stocked,<br>Lead Time |
|  | 620313517   | 620313517 | 1041212        | Cornelius | FUSE, 1.6 AMP<br>(OBS)                        | SHOWS (27) IN<br>STOCK. FOR<br>PINNACLE 2-4 | EA | PART           | <input type="checkbox"/>            |                           |
|  | 620313657   | 620313657 | 1038150        | Cornelius | WIRE HARNESS<br>JUMPER, PCB TO<br>KEYPAD 4    | FOR<br>ED1XX/2XX/300                        | EA | Wire Harness   | <input type="checkbox"/>            |                           |
|  | 620313658   |           | 1042897        | Cornelius | WIRE HARNESS,<br>JUMPER, PCB TO<br>KEYP 2 FLV | FOR FLAVOR BLAST<br>ED MODELS               | EA | Wire Harness   | <input checked="" type="checkbox"/> | Non-Stocked,<br>Lead Time |

| Picture   | Vendor Item  | GIS Item  | Alternate Item | Vendor    | Item Description 01                 | Item Description 02             | UM | Classification | NS                                  |                        |
|---|--------------|-----------|----------------|-----------|-------------------------------------|---------------------------------|----|----------------|-------------------------------------|------------------------|
|     | 620313686    |           | 1043677        | Cornelius | KEYPAD HARNESS TO PC BOARD          | FOR FLAVOR BLAST TOWER          | EA | Wire Harness   | <input checked="" type="checkbox"/> | Non-Stocked, Lead Time |
|    | 620313711    |           | 1044952        | Cornelius | SOLENOID ASSEMBLY, AIR              | FOR IDC255 PFG                  | EA | PART           | <input type="checkbox"/>            |                        |
|    | 620313720    | 109331    | 1041795        | Cornelius | SOLENOID, HIGH HUMIDITY             | FOR ABS 1.0                     | EA | PART           | <input type="checkbox"/>            |                        |
|    | 620313722-01 | 620313722 | 1059710        | Cornelius | SOLENOID PULL 24V                   | FOR VIPER E2-3-4 / PINNACLE 2-4 | EA | PART           | <input type="checkbox"/>            |                        |
|    | 620313726    | 620313726 | 1057047        | Cornelius | HOT GAS COIL, 24VAC 50/60HZ         | FOR VIPER E2-3-4                | EA | Hot Gas Valve  | <input type="checkbox"/>            |                        |
|     | 620314025    |           | 1050658        | Cornelius | RELAY NO NC 24VAC YUM               | FOR IDC255 / IDC255 PFG         | EA | PART           | <input checked="" type="checkbox"/> | Non-Stocked, Lead Time |
|    | 620314029    |           | 1059125        | Cornelius | RELAY COMPRESSOR 24VAC COIL 600VAC  | CONTACTS. FOR VIPER E2-3-4      | EA | PART           | <input checked="" type="checkbox"/> | Non-Stocked, Lead Time |
|  | 620314301    |           | 1022542        | Cornelius | CAPACITOR, START, AGITATOR          | 108/130-330V50/60H. FOR IP150   | EA | PART           | <input checked="" type="checkbox"/> | Non-Stocked, Lead Time |
|  | 620314307    |           | 2572052        | Cornelius | MOTOR CAPACITOR, RUN 2.5MFD, 450VAC | 50/60Hz. FOR DF150 / SPIRE 3.0  | EA | PART           | <input checked="" type="checkbox"/> | Non-Stocked, Lead Time |
|  | 620314311    |           | 1037746        | Cornelius | CAPACITOR, START 3.5 Mfd 250/60Volt | FOR ABS 1.0                     | EA | PART           | <input checked="" type="checkbox"/> | Non-Stocked, Lead Time |






| Picture   | Vendor Item | GIS Item  | Alternate Item | Vendor    | Item Description 01                   | Item Description 02            | UM | Classification | NS                                  |
|---|-------------|-----------|----------------|-----------|---------------------------------------|--------------------------------|----|----------------|-------------------------------------|
|     | 620314319   | 620314319 | 1061155        | Cornelius | RUN CAPACITOR-COMPRESSOR, 50HZ, VIPER | FOR VIPER E2-3-4               | EA | PART           | <input type="checkbox"/>            |
|    | 620314322   |           | 1059709        | Cornelius | CAPACITOR, RUN, 40UF 370VAC, 60HZ     | STUD-MNT. FOR VIPER E2         | EA | PART           | <input checked="" type="checkbox"/> |
|    | 620314324   |           | 2614945        | Cornelius | CAPACITOR, RUN, AGITATOR MOTOR        | FOR IDC PRO / IDC2XX           | EA | PART           | <input checked="" type="checkbox"/> |
|     | 620314325   |           | 1059928        | Cornelius | CAPACITOR, RUN, 5uf 450V              | FOR VIPER 2 (OLD MODEL)        | EA | PART           | <input checked="" type="checkbox"/> |
|     | 620314404   | 620314404 | 1008451        | Cornelius | LIQUID LEVEL CONTROL BOARD            | FOR CBXXXX / UCCR40 / ED300    | EA | Control Board  | <input type="checkbox"/>            |
|     | 620314405   | 620314405 | 1022544        | Cornelius | LIQUID LEVEL CONTROL BOARD            |                                | EA | Control Board  | <input type="checkbox"/>            |
|    | 620314527   | 620314527 | 1041875        | Cornelius | ICE CHUTE POSITION SENSOR             | FOR FF / FO / IDC PRO / IDCXXX | EA | PART           | <input type="checkbox"/>            |
|  | 620314536   |           | 1041790        | Cornelius | SENSOR, PRESSURE, 4 LEAD PIN A/W      |                                | EA | PART           | <input checked="" type="checkbox"/> |
|  | 620314539   | 620314539 | 1062509        | Cornelius | TRANSDUCER, 300 PSI                   | FOR VIPER E2-3-4               | EA | PART           | <input type="checkbox"/>            |
|  | 620314540   | 620314540 | 1062511        | Cornelius | TRANSDUCER, 500 PSI                   | FOR VIPER E2-3-4               | EA | PART           | <input type="checkbox"/>            |

Non-Stocked, Lead Time

Non-Stocked, Lead Time

Non-Stocked, Lead Time

Non-Stocked, Lead Time

| Picture  | Vendor Item       | GIS Item           | Alternate Item | Vendor    | Item Description 01                            | Item Description 02                      | UM | Classification | NS                                  |                           |
|--|-------------------|--------------------|----------------|-----------|--|--|----|----------------|-------------------------------------|---------------------------|
|   | 620314702         |                    | 1030926        | Cornelius | CORD ASSEMBLY,<br>CARB PUMP<br>MOTOR           |  | EA | PART           | <input checked="" type="checkbox"/> | Non-Stocked,<br>Lead Time |
|    | 620314720         |                    | 2581033        | Cornelius | CORD, POWER<br>SUPPLY                          | FOR IDC255 /<br>IDC255 PFG               | EA | PART           | <input checked="" type="checkbox"/> | Non-Stocked,<br>Lead Time |
|    | 620314803         | 620314803          | 1029252        | Cornelius | TIMER-REPEAT<br>CYCLE ADJUST,<br>115V          | FOR ED150-175-<br>2XX-300 / DF2XX        | EA | Control Board  | <input type="checkbox"/>            |                           |
|    | 620314823         | 620314823          | 1035324        | Cornelius | P.C. BOARD,<br>FLAVOR BLAST,<br>BLACK          | FOR<br>ED1XX/2XX/300<br>FLAVOR BLAST     | EA | Control Board  | <input type="checkbox"/>            |                           |
|    | 620314823-<br>200 | 620314823-<br>200  | 2545875        | Cornelius | PC BOARD FLAVOR<br>BLAST DUAL HDR              | FOR PBD ED175<br>REFRESH                 | EA | Control Board  | <input type="checkbox"/>            |                           |
|    | 620314825-<br>100 | 620314825-<br>100  | 2579360        | Cornelius | BOARD, AGITATOR,<br>PCB W/ SAFETY<br>FUNCTIONS | FOR IDC PRO /<br>IDC2XX / FF             | EA | Control Board  | <input checked="" type="checkbox"/> | Non-Stocked,<br>Lead Time |
|   | 620314836         |                    | 1041874        | Cornelius | CIRCUIT BOARD,<br>ICE ICON, LEDS               | FOR<br>FLAVORFUSION /<br>FLAVOR OVERLOAD | EA | Control Board  | <input checked="" type="checkbox"/> | Non-Stocked,<br>Lead Time |
|  | 620314840         |                    | 1045039        | Cornelius | CONTROL BOARD                                  | FOR IDC255 PFG                           | EA | Control Board  | <input checked="" type="checkbox"/> | Non-Stocked,<br>Lead Time |
|  | 620314844         |                    | 1041791        | Cornelius | BOARD, PC DUAL<br>SOLENOID, CTRL<br>A/W        |  | EA | Control Board  | <input checked="" type="checkbox"/> | Non-Stocked,<br>Lead Time |
|  | 620314868-<br>100 | 620314868-<br>100S | 1059126        | Cornelius | MAIN CONTROL<br>BOARD                          | FOR VIPER E2                             | EA | Control Board  | <input type="checkbox"/>            |                           |



| Picture  | Vendor Item    | GIS Item       | Alternate Item | Vendor    | Item Description 01                   | Item Description 02           | UM | Classification | NS                                  |
|--|----------------|----------------|----------------|-----------|---------------------------------------|-------------------------------|----|----------------|-------------------------------------|
|    | 620314869-100  | 620314869-100S | 1067338        | Cornelius | MAIN CONTROL BOARD                    | FOR VIPER E2-3-4              | EA | Control Board  | <input type="checkbox"/>            |
|    | 620314869-200  |                | 2516058        | Cornelius | BOARD, CONTROL MAIN, V3.X SOFTWARE TB | FOR VIPER E3                  | EA | Control Board  | <input checked="" type="checkbox"/> |
|    | 620314869-200S |                | 2516058        | Cornelius | CONTROL BOARD KIT, MAIN, V3 TB        | FOR VIPER E3                  | EA | Control Board  | <input checked="" type="checkbox"/> |
|    | 620314870S     | 620314870S     | 1059128        | Cornelius | CONTROL BOARD KIT, MAIN IO, EXTENSION | FOR VIPER E3-4                | EA | Control Board  | <input type="checkbox"/>            |
|    | 620314871-100S | 620314871-100S | 1067339        | Cornelius | USER INTERFACE BOARD                  | FOR VIPER E2-3-4              | EA | Control Board  | <input type="checkbox"/>            |
|    | 620314871-200S |                | 2516057        | Cornelius | CONTROL BOARD KIT, VIPER UI V3 TB     | FOR VIPER ELITE 3 LOW OVERRUN | EA | Control Board  | <input checked="" type="checkbox"/> |
|    | 620314871S     | 620314871S     |                | Cornelius | USER INTERFACE BOARD (OBS)            | SHOWS (1) IN STOCK.           | EA | Control Board  | <input type="checkbox"/>            |
|  | 620314874      |                | 1058593        | Cornelius | CONTROL BOARD, BARREL STATUS          | FOR VIPER E2-3                | EA | Control Board  | <input checked="" type="checkbox"/> |
|  | 620314875      |                | 1059131        | Cornelius | CONTROL BOARD, BARREL STATUS          | EXTENDER. FOR VIPER E2-3-4    | EA | Control Board  | <input checked="" type="checkbox"/> |
|  | 620314879      |                | 1058040        | Cornelius | CIRCUIT BOARD, ICE ICON LEDS          | FOR COLD FUSION               | EA | Control Board  | <input checked="" type="checkbox"/> |

Non-Stocked, Lead Time






Non-Stocked, Lead Time

Non-Stocked, Lead Time

Non-Stocked, Lead Time

Non-Stocked, Lead Time

Non-Stocked, Lead Time

| Picture  | Vendor Item | GIS Item          | Alternate Item | Vendor    | Item Description 01                         | Item Description 02                               | UM | Classification | NS                                  |
|--|-------------|-------------------|----------------|-----------|---|---|----|----------------|-------------------------------------|
|   | 620314901   |                   | 2621366        | Cornelius | MOTOR, GEAR,<br>38W 140RPM RV<br>20LB       | FOR IP150 / PR150<br>/ UC150                      | EA | Motor          | <input checked="" type="checkbox"/> |
|    | 620314913   | 620314913         | 1041880        | Cornelius | MOTOR GEAR 2XX<br>120/5/6                   | FOR FF / IDC PRO/<br>IDC2XX/ IDC255<br>PFG        | EA | Motor          | <input type="checkbox"/>            |
|    | 620314917   |                   | 1033366        | Cornelius | DRIVE MOTOR,<br>TURRET,<br>120V/60HZ/15W    | FOR ABS 1.0                                       | EA | Motor          | <input checked="" type="checkbox"/> |
|    | 620314922   | 620314922-<br>REP | 1041210        | Cornelius | AGITATOR MOTOR                              | FOR DF-ED2XX /<br>CARMA250                        | EA | Motor          | <input type="checkbox"/>            |
|    | 620314922   | 620314922         | 1041210        | Cornelius | AGITATOR MOTOR                              | FOR DF-ED2XX /<br>CARMA250                        | EA | Motor          | <input type="checkbox"/>            |
|   | 620314923   |                   | 1041710        | Cornelius | MOTOR, SERVICE<br>(WITHOUT<br>GEARBOX)      | FOR FF / FO / IDC<br>PRO / IDC2XX /<br>IDC255 PFG | EA | Motor          | <input checked="" type="checkbox"/> |
|  | 620314938   | 620314938         | 2553401        | Cornelius | GEAR MOTOR,<br>REVISION C                   | FOR VIPER E2-3-4                                  | EA | Motor          | <input type="checkbox"/>            |
|  | 620314938S  | 620314938KIT      | 2508442        | Cornelius | GEAR MOTOR,<br>VIPER, W/ RUN CAP<br>(OBS)   | * REPLACED BY<br>OEM # 629097101                  | EA | Motor          | <input type="checkbox"/>            |
|  | 620315704   |                   | 2619260        | Cornelius | TERMINAL STRIP, 4-<br>POLE, 45AMP, 60<br>OV | FOR VIPER (?)                                     | EA | PART           | <input checked="" type="checkbox"/> |
|  | 620316003   |                   | 1029517        | Cornelius | CABLE, ABS, PALM<br>PILOT                   | FOR ABS 1.0                                       | EA | PART           | <input checked="" type="checkbox"/> |





Non-Stocked,  
Lead Time










Non-Stocked,  
Lead Time










Non-Stocked,  
Lead Time










Non-Stocked,  
Lead Time


Non-Stocked,  
Lead Time











| Picture  | Vendor Item | GIS Item  | Alternate Item | Vendor    | Item Description 01                      | Item Description 02                 | UM | Classification | NS                                  |                        |
|--|-------------|-----------|----------------|-----------|--|-------------------------------------|----|----------------|-------------------------------------|------------------------|
|    | 620316010   |           | 1058281        | Cornelius | CABLE, RIBBON, 14 PIN DISPLAY LCD 4 X 24 | FOR BOARD # 560000371 / FOR ABS 1.0 | EA | Wire Harness   | <input checked="" type="checkbox"/> | Non-Stocked, Lead Time |
|    | 620316205   | 620316205 | 2550473        | Cornelius | BALLAST, 120V/60HZ                       | FOR PINNACLE 2-4                    | EA | PART           | <input type="checkbox"/>            |                        |
|    | 620316311   |           | 2615188        | Cornelius | LEAD PLUG, 21", 18G AMP / SIP            |                                     | EA | Wire Harness   | <input checked="" type="checkbox"/> | Non-Stocked, Lead Time |
|    | 620316442   |           | 1042885        | Cornelius | WIRE HARNESS, SOLENOID 2                 | FOR 2-FL FLAVOR BLAST ED MODELS     | EA | Wire Harness   | <input checked="" type="checkbox"/> | Non-Stocked, Lead Time |
|    | 620316443   | 620316443 | 1042884        | Cornelius | WIRE HARNESS, SOLENOID 4                 | FOR 4FL FLAVOR BLAST ED MODELS      | EA | Wire Harness   | <input type="checkbox"/>            |                        |
|    | 620316444   |           | 1041879        | Cornelius | WIRE HARNESS, SOLENOID VALVE             | FOR FLAVORFUSION                    | EA | Wire Harness   | <input checked="" type="checkbox"/> | Non-Stocked, Lead Time |
|   | 620316445   |           | 1041876        | Cornelius | WIRE HARNESS, AGITATOR MOTOR             | FOR FLAVORFUSION / IDC2XX           | EA | Wire Harness   | <input checked="" type="checkbox"/> | Non-Stocked, Lead Time |
|  | 620316455   |           | 1042618        | Cornelius | WIRE HARNESS, LIQUID LEVEL CONTROL       | FOR FLAVORFUSION / IDC2XX           | EA | Wire Harness   | <input checked="" type="checkbox"/> | Non-Stocked, Lead Time |
|  | 620316456   |           | 1042619        | Cornelius | WIRE HARNESS, CARB PUMP AND MOTOR        | FOR FLAVORFUSION / IDC2XX           | EA | Wire Harness   | <input checked="" type="checkbox"/> | Non-Stocked, Lead Time |
|  | 620316457   |           | 1042617        | Cornelius | WIRE HARNESS, ICE CHUTE POSITION SENSOR  | FOR FLAVORFUSION / IDC2XX           | EA | Wire Harness   | <input checked="" type="checkbox"/> | Non-Stocked, Lead Time |

| Picture  | Vendor Item | GIS Item  | Alternate Item | Vendor    | Item Description 01                    | Item Description 02                | UM | Classification | NS                                  |                        |
|--|-------------|-----------|----------------|-----------|--|------------------------------------|----|----------------|-------------------------------------|------------------------|
|    | 620316487   |           | 1041877        | Cornelius | INTERFACE HARNESS, BRD Synchronization | FOR FLAVORFUSION                   | EA | Wire Harness   | <input checked="" type="checkbox"/> | Non-Stocked, Lead Time |
|    | 620316488   |           | 1041878        | Cornelius | HARNESS, FF BRD TO INTERFACE BRD SYNC  | FOR FLAVORFUSION / FLAVOR OVERLOAD | EA | Wire Harness   | <input checked="" type="checkbox"/> | Non-Stocked, Lead Time |
|   | 620316512   |           | 1048095        | Cornelius | ACTUATOR ARM                           | FOR SFV1 VALVE                     | EA | PART           | <input checked="" type="checkbox"/> | Non-Stocked, Lead Time |
|    | 620317416   |           | 1046510        | Cornelius | HARNESS, RELAY POWER                   | FOR IDC255 PFG                     | EA | Wire Harness   | <input checked="" type="checkbox"/> | Non-Stocked, Lead Time |
|    | 620317462   | 620317462 | 1042965        | Cornelius | HARNESS - KEYPAD TO E-BOARD            | FOR FLAVORFUSION                   | EA | Wire Harness   | <input type="checkbox"/>            |                        |
|    | 620317468   |           | 1066959        | Cornelius | INTERFACE HARNESS, BRD Synchronization | NO BONUS. FOR FLAVORFUSION         | EA | Wire Harness   | <input checked="" type="checkbox"/> | Non-Stocked, Lead Time |
|   | 620318305   |           | 2553465        | Cornelius | 24V POWER HARNESS                      | FOR FLAVOR BLAST TOWER             | EA | Wire Harness   | <input checked="" type="checkbox"/> | Non-Stocked, Lead Time |
|  | 620323147   |           | 1065089        | Cornelius | HARNESS, MAIN E-BOX TO THERMISTORS     | FOR VIPER E2                       | EA | Wire Harness   | <input checked="" type="checkbox"/> | Non-Stocked, Lead Time |
|  | 620323247   |           | 1065090        | Cornelius | HARNESS, MAIN E-BOX TO 24VAC STRIP     | FOR VIPER E2-3-4                   | EA | Wire Harness   | <input checked="" type="checkbox"/> | Non-Stocked, Lead Time |
|  | 620323348   | 620323348 | 1065091        | Cornelius | HARNESS, MAIN E-BOX MTR TO MTR1        | FOR VIPER E2-3-4                   | EA | Wire Harness   | <input type="checkbox"/>            |                        |








| Picture  | Vendor Item | GIS Item | Alternate Item | Vendor    | Item Description 01                     | Item Description 02 | UM | Classification | NS                                  |                        |
|--|-------------|----------|----------------|-----------|---|---------------------|----|----------------|-------------------------------------|------------------------|
|    | 620323657   |          | 2506463        | Cornelius | HARNESS, MAIN POWER SUPPLY              | FOR VIPER E3-4      | EA | Wire Harness   | <input checked="" type="checkbox"/> | Non-Stocked, Lead Time |
|    | 620323662   |          | 1065093        | Cornelius | HARNESS, MAIN E-BOX TO AC LOADS         | FOR VIPER E2-3      | EA | Wire Harness   | <input checked="" type="checkbox"/> | Non-Stocked, Lead Time |
|    | 620323663   |          | 1065094        | Cornelius | HARNESS, MAIN E-BOX TO INTERFACE        | FOR VIPER E2-3-4    | EA | Wire Harness   | <input checked="" type="checkbox"/> | Non-Stocked, Lead Time |
|    | 620323664   |          | 1065095        | Cornelius | HARNESS, MAIN E-BOX STRIP TO MOTOR      | FOR VIPER E2-3-4    | EA | Wire Harness   | <input checked="" type="checkbox"/> | Non-Stocked, Lead Time |
|    | 620323665   |          | 1065097        | Cornelius | HARNESS, MAIN E-BOX TO MOTOR CONTROL    | FOR VIPER E2-3-4    | EA | Wire Harness   | <input checked="" type="checkbox"/> | Non-Stocked, Lead Time |
|    | 620323667   |          | 1065098        | Cornelius | HARNESS, MAIN E-BOX MTR CNTL TO PS      | FOR VIPER E2-3-4    | EA | Wire Harness   | <input checked="" type="checkbox"/> | Non-Stocked, Lead Time |
|    | 620323668   |          | 1065118        | Cornelius | HARNESS, MAIN LED STATUS TO EXT LED STA | FOR VIPER E2-3-4    | EA | Wire Harness   | <input checked="" type="checkbox"/> | Non-Stocked, Lead Time |
|  | 620323669   |          | 1066094        | Cornelius | HARNESS, POWER E-BOX COMP CAP           | FOR VIPER E2-3-4    | EA | Wire Harness   | <input checked="" type="checkbox"/> | Non-Stocked, Lead Time |
|  | 620323670   |          | 2506464        | Cornelius | HARNESS, COMP RELAY                     | FOR VIPER E3-4      | EA | Wire Harness   | <input checked="" type="checkbox"/> | Non-Stocked, Lead Time |
|  | 620323671   |          | 2583569        | Cornelius | HARNESS, POWER E-BOX 240V CONDENSOR     | FOR VIPER ELITE 3   | EA | Wire Harness   | <input checked="" type="checkbox"/> | Non-Stocked, Lead Time |











| Picture  | Vendor Item | GIS Item  | Alternate Item | Vendor    | Item Description 01                 | Item Description 02                    | UM | Classification | NS                                  |                        |
|--|-------------|-----------|----------------|-----------|-------------------------------------|--|----|----------------|-------------------------------------|------------------------|
|    | 620323700   |           | 1065103        | Cornelius | HARNESS, MAIN E-BOX TO TCO          | FOR VIPER E2-3-4                       | EA | Wire Harness   | <input checked="" type="checkbox"/> | Non-Stocked, Lead Time |
|    | 620323706   | 620323706 | 1065105        | Cornelius | HARNESS MAIN E-BOX MTR TO MTR2      | FOR VIPER E2-3-4                       | EA | Wire Harness   | <input type="checkbox"/>            |                        |
|    | 620323717   | 620323717 | 2506465        | Cornelius | HARNESS MAIN MOTOR                  | FOR VIPER E3-4                         | EA | Wire Harness   | <input type="checkbox"/>            |                        |
|    | 620323719   |           | 2518662        | Cornelius | HARNESS, MAIN E-BOX TO EXPANDER     | FOR VIPER ELITE 3                      | EA | Wire Harness   | <input checked="" type="checkbox"/> | Non-Stocked, Lead Time |
|    | 620323729   |           | 1066095        | Cornelius | HARNESS, DUAL PRESSURE TRANS        | FOR VIPER ELITE 2-3-4                  | EA | Wire Harness   | <input checked="" type="checkbox"/> | Non-Stocked, Lead Time |
|    | 620323731   |           | 2506466        | Cornelius | HARNESS, CONDENSER FAN              | FOR VIPER ELITE 3-4                    | EA | Wire Harness   | <input checked="" type="checkbox"/> | Non-Stocked, Lead Time |
|   | 620323733   |           | 2506468        | Cornelius | HARNESS, TRANSFORMER                | FOR VIPER ELITE 3-4                    | EA | Wire Harness   | <input checked="" type="checkbox"/> | Non-Stocked, Lead Time |
|  | 620323738   |           | 1065106        | Cornelius | HARNESS, MAIN E-BOX TO TRANSFORMER  | FOR VIPER ELITE 2-3-4                  | EA | Wire Harness   | <input checked="" type="checkbox"/> | Non-Stocked, Lead Time |
|  | 620407723   |           | 2550783        | Cornelius | MANIFOLD ASSEMBLY, WATER PLAIN CARB | FOR OLYMPUS                            | EA | PART           | <input checked="" type="checkbox"/> | Non-Stocked, Lead Time |
|  | 620407728   | 620407728 | 1032264        | Cornelius | FLEX MANIFOLD                       | FOR ED150-175-2XX-300 / IDC255 / CARMA | EA | PART           | <input type="checkbox"/>            |                        |

| Picture  | Vendor Item | GIS Item  | Alternate Item | Vendor    | Item Description 01                     | Item Description 02                      | UM | Classification | NS   |
|--|-------------|-----------|----------------|-----------|---|--|----|----------------|--|
|    | 620408124   | 620408124 | 1041467        | Cornelius | PUMP & MOTOR ASSY, 120/60 1/3/HP        | FOR FLAVORFUSION                         | EA | Motor          | <input type="checkbox"/>                                   |
|    | 620408125   |           | 1037773        | Cornelius | PUMP, RECIRC ASSEMBLY, 100 GPH, A AND W |  | EA | Motor          | <input checked="" type="checkbox"/> Non-Stocked, Lead Time |
|    | 620408153   |           | 2614171        | Cornelius | PUMP AND MOTOR ASSEMBLY, 230V 50/60HZ   |  | EA | Motor          | <input checked="" type="checkbox"/> Non-Stocked, Lead Time |
|    | 620408243   |           | 1040585        | Cornelius | COIL ASSEMBLY, WELDED                   | FOR IMPULSE                              | EA | Coil           | <input checked="" type="checkbox"/> Non-Stocked, Lead Time |
|    | 620408268   |           | 1041439        | Cornelius | COIL, WATER ASSEMBLY                    | FOR QUEST 4-NT (OLD MODELS)              | EA | Coil           | <input checked="" type="checkbox"/> Non-Stocked, Lead Time |
|    | 620408269   |           | 1068255        | Cornelius | COIL, WATER ASSEMBLY                    | FOR QUEST 2 (OLD MODEL)                  | EA | Coil           | <input checked="" type="checkbox"/> Non-Stocked, Lead Time |
|   | 620408505   |           | 1038189        | Cornelius | FLOW CONTROL ASSEMBLY, UF1 1.5-3.0 OZ   | JUICE. FOR UF1 / UFB1 VALVE              | EA | PART           | <input checked="" type="checkbox"/> Non-Stocked, Lead Time |
|  | 620408507   | 620408507 | 1066149        | Cornelius | FLOW CONTROL MODULE SFV                 | FOR SFV1 VALVE                           | EA | PART           | <input type="checkbox"/>                                   |
|  | 620410577   |           | 2613424        | Cornelius | LABEL, WIRING SCHEMATIC                 | FOR VIPER 2 (OLDER MODEL)                | EA | Label          | <input checked="" type="checkbox"/> Non-Stocked, Lead Time |
|  | 620500801   |           | 1030925        | Cornelius | PLATE, MOUNTING, GATE ASSEMBLY          | FOR DB-DF-ED1XX/2XX/300 /TJ150/TJ45/TJ90 | EA | PART           | <input checked="" type="checkbox"/> Non-Stocked, Lead Time |

| Picture  | Vendor Item | GIS Item  | Alternate Item | Vendor    | Item Description 01             | Item Description 02                       | UM | Classification | NS                                  |                           |
|--|-------------|-----------|----------------|-----------|---------------------------------|---|----|----------------|-------------------------------------|---------------------------|
|    | 620500901   | 620500901 | 1005993        | Cornelius | ICE CHUTE                       | FOR ED1XX/300/<br>DF-ED2XX /<br>CARMA250  | EA | PART           | <input type="checkbox"/>            |                           |
|    | 620502201   |           | 1022616        | Cornelius | HOPPER<br>ASSEMBLY,<br>FOAMED   | FOR ABS 1.0                               | EA | PART           | <input checked="" type="checkbox"/> | Non-Stocked,<br>Lead Time |
|    | 620502502   |           | 1022618        | Cornelius | DRIP TRAY, GRAY                 | FOR ED150 8-<br>VALVE                     | EA | Drip Tray      | <input checked="" type="checkbox"/> | Non-Stocked,<br>Lead Time |
|    | 620502601   |           | 1014065        | Cornelius | MERCHANDISER<br>ASSEMBLY, BLACK | FOR ED150 8-<br>VALVE / ED175 8-<br>VALVE | EA | Merchandiser   | <input checked="" type="checkbox"/> | Non-Stocked,<br>Lead Time |
|    | 620502602   | 620502602 | 2616134        | Cornelius | MERCHANDISER<br>ASSEMBLY, GRAY  | FOR ED175 8-<br>VALVE                     | EA | Merchandiser   | <input type="checkbox"/>            |                           |
|    | 620502701   | 620502701 | 1006037        | Cornelius | DRIP TRAY, BLACK                | FOR ED150 8-<br>VALVE / ED175 8-<br>VALVE | EA | Drip Tray      | <input type="checkbox"/>            |                           |
|   | 620502702   | 620502702 | 1007546        | Cornelius | DRIP TRAY, GRAY                 | FOR ED150 8-<br>VALVE / ED175 8-<br>VALVE | EA | Drip Tray      | <input type="checkbox"/>            |                           |
|  | 620502801   | 620502801 | 1001306        | Cornelius | WHITE LENS                      | FOR ED150 8-<br>VALVE / ED175 8-<br>VALVE | EA | PART           | <input type="checkbox"/>            |                           |
|  | 620503501   |           | 1022620        | Cornelius | INSULATION,<br>SPASH PANEL      | FOR ED150 KO                              | EA | PART           | <input checked="" type="checkbox"/> | Non-Stocked,<br>Lead Time |
|  | 620504001   |           | 1007267        | Cornelius | ICE CHUTE,<br>UNDERCOUNTER      | FOR IP150                                 | EA | PART           | <input checked="" type="checkbox"/> | Non-Stocked,<br>Lead Time |



| Picture   | Vendor Item | GIS Item | Alternate Item | Vendor    | Item Description 01                                | Item Description 02      | UM | Classification   | NS                                  |                           |
|---|-------------|----------|----------------|-----------|--|--------------------------|----|------------------|-------------------------------------|---------------------------|
|     | 620504002   |          | 1009140        | Cornelius | ICE CHUTE COVER                                    | FOR IP150                | EA | PART             | <input checked="" type="checkbox"/> | Non-Stocked,<br>Lead Time |
|     | 620504006   |          | 1006768        | Cornelius | SEAL, HOPPER<br>CONDUIT                            | FOR IP150                | EA | PART             | <input checked="" type="checkbox"/> | Non-Stocked,<br>Lead Time |
|    | 620504011   |          | 1001118        | Cornelius | AUGER GATE,<br>MCDONALDS                           | FOR IP150                | EA | PART             | <input checked="" type="checkbox"/> | Non-Stocked,<br>Lead Time |
|    | 620504021   |          | 1006695        | Cornelius | FITTING, L, 45-DEG,<br>PVC, 3/4" FSL x<br>3/4" FSL | FOR IP150                | EA | Fitting, General | <input checked="" type="checkbox"/> | Non-Stocked,<br>Lead Time |
|     | 620504704   |          | 1029341        | Cornelius | LENS, WHITE,<br>16.48" x 30.25"                    | FOR ED150                | EA | PART             | <input checked="" type="checkbox"/> | Non-Stocked,<br>Lead Time |
|    | 620505502   |          | 1016095        | Cornelius | AUGER PR/IP/IU<br>150/300 ICEDRINK                 | FOR IP150                | EA | PART             | <input checked="" type="checkbox"/> | Non-Stocked,<br>Lead Time |
|   | 620505702   |          | 1000924        | Cornelius | HOUSING, AUGER<br>ASSEMBLY, BACK                   | FOR UC150                | EA | PART             | <input checked="" type="checkbox"/> | Non-Stocked,<br>Lead Time |
|  | 620505901   |          | 1006933        | Cornelius | CHUTE, ICE, ED<br>Progate                          | FOR ED250-BCP<br>PROGATE | EA | PART             | <input checked="" type="checkbox"/> | Non-Stocked,<br>Lead Time |
|  | 620505902   |          | 1002420        | Cornelius | CHUTE, ICE, COVER,<br>ED Progate                   | FOR ED250-BCP<br>PROGATE | EA | PART             | <input checked="" type="checkbox"/> | Non-Stocked,<br>Lead Time |
|   | 620506006   |          | 1011465        | Cornelius | FITTING, L, BR, 1/4"<br>Pu x 1/8" MPT, ISW         | FOR ED250-BCP<br>PROGATE | EA | Fitting, General | <input checked="" type="checkbox"/> | Non-Stocked,<br>Lead Time |

| Picture  | Vendor Item | GIS Item  | Alternate Item | Vendor    | Item Description 01                        | Item Description 02             | UM | Classification      | NS                                  |                           |
|--|-------------|-----------|----------------|-----------|--|---------------------------------|----|---------------------|-------------------------------------|---------------------------|
|   | 620506202   |           | 1014071        | Cornelius | FITTING, A, C-PLT,<br>3/4" Slp x 3/4" MPT  |                                 | EA | Fitting, General    | <input checked="" type="checkbox"/> | Non-Stocked,<br>Lead Time |
|    | 620506504   |           | 1041281        | Cornelius | DRIP TRAY, GENERIC                         | FOR UC150                       | EA | Drip Tray           | <input checked="" type="checkbox"/> | Non-Stocked,<br>Lead Time |
|    | 620506901   |           | 2616655        | Cornelius | LINER, ICEMAKER<br>COVER                   |                                 | EA | PART                | <input checked="" type="checkbox"/> | Non-Stocked,<br>Lead Time |
|    | 620509302   |           | 1022675        | Cornelius | DRIP TRAY, 1-PIECE,<br>GRAY                | FOR DF2XX                       | EA | Drip Tray           | <input checked="" type="checkbox"/> | Non-Stocked,<br>Lead Time |
|    | 620511805   |           | 1032044        | Cornelius | HOPPER<br>ASSEMBLY,<br>FOAMED              | FOR ED100                       | EA | PART                | <input checked="" type="checkbox"/> | Non-Stocked,<br>Lead Time |
|    | 620512101   |           | 1000063        | Cornelius | TUBE,<br>POLYURETHANE,<br>1/4" OD, NATURAL | 100', .250OD X<br>.0425 WALL 95 | EA | Tubing,<br>Beverage | <input checked="" type="checkbox"/> | Non-Stocked,<br>Lead Time |
|    | 620512901   |           | 1022696        | Cornelius | BASE, LEG<br>MOLDED,<br>SYMMETRICAL, ED    | FOR ED250 (?)                   | EA | PART                | <input checked="" type="checkbox"/> | Non-Stocked,<br>Lead Time |
|  | 620513503   | 620513503 | 1014078        | Cornelius | LID, DISPENSER,<br>BLACK                   | FOR ED175-08                    | EA | Lid                 | <input type="checkbox"/>            |                           |
|  | 620513504   |           | 1009354        | Cornelius | LID, DISPENSER,<br>GRAY                    | FOR ED175-08                    | EA | Lid                 | <input checked="" type="checkbox"/> | Non-Stocked,<br>Lead Time |
|  | 620513603   |           | 1022708        | Cornelius | COVER, ACCESS, HI<br>CARB                  | FOR ED150 / ED175               | EA | PART                | <input checked="" type="checkbox"/> | Non-Stocked,<br>Lead Time |

| Picture  | Vendor Item | GIS Item  | Alternate Item | Vendor    | Item Description 01                  | Item Description 02                    | UM | Classification | NS                                  |
|--|-------------|-----------|----------------|-----------|--------------------------------------|--|----|----------------|-------------------------------------|
|    | 620516221   |           | 1042443        | Cornelius | SPLASHSHIELD, FLAVORBLAST            | FOR ED-DF150/175/200/250/300 FLV BLST  | EA | PART           | <input type="checkbox"/>            |
|   | 620516432   |           | 1041208        | Cornelius | ROD, BRACKET, MOTOR (U-BOLT), SS     | FOR ED-DF2XX / CARMA 250               | EA | PART           | <input type="checkbox"/>            |
|   | 620516520   | 620516520 | 1041565        | Cornelius | NOZZLE, OUTER, BLACK                 | FOR FLAVORFUSION / ABS 2.0 / FO        | EA | PART           | <input type="checkbox"/>            |
|    | 620516522   | 620516522 | 1041564        | Cornelius | HOUSING ASSEMBLY, NOZZLE, OUTER,     | (OPTIONAL). FOR FLAVORFUSION / FO      | EA | PART           | <input type="checkbox"/>            |
|   | 620516543   |           | 2577424        | Cornelius | HOUSING, INNER NOZZLE, MFV           | FOR SPIRE 2-3-5                        | EA | PART           | <input checked="" type="checkbox"/> |
|    | 620516633   |           | 1032081        | Cornelius | COVER, MANUAL FILL, ABS 150 ICEMAKER | FOR ABS 1.0                            | EA | PART           | <input checked="" type="checkbox"/> |
|   | 620516634   |           | 1041593        | Cornelius | COVER, MANUAL FILL, ADA              | FOR DF-ED150                           | EA | PART           | <input checked="" type="checkbox"/> |
|  | 620516636   |           | 1035332        | Cornelius | COVER, MANUAL FILL, ADA              | FOR DF-ED2XX                           | EA | PART           | <input checked="" type="checkbox"/> |
|  | 620516645   |           | 1050653        | Cornelius | COLDPLATE ACCESS COVER               | FOR FF / IDC PRO / IDC2XX / IDC255 PFG | EA | PART           | <input checked="" type="checkbox"/> |
|  | 620516691   |           | 2537420        | Cornelius | COVER ASSEMBLY, NO BONUS             | FOR FLAVORFUSION                       | EA | PART           | <input checked="" type="checkbox"/> |

Non-Stocked, Lead Time











Non-Stocked, Lead Time

Non-Stocked, Lead Time

Non-Stocked, Lead Time

Non-Stocked, Lead Time

Non-Stocked, Lead Time

| Picture   | Vendor Item | GIS Item  | Alternate Item | Vendor    | Item Description 01                         | Item Description 02        | UM | Classification | NS                                  |                           |
|---|-------------|-----------|----------------|-----------|---|----------------------------|----|----------------|-------------------------------------|---------------------------|
|     | 620516699   |           | 1044422        | Cornelius | COVER ASSEMBLY,<br>BASE, BACK, ABS          | FOR ABS 1.0                | EA | PART           | <input checked="" type="checkbox"/> | Non-Stocked,<br>Lead Time |
|     | 620517034   |           | 1042026        | Cornelius | LID, BLACK                                  | FOR IDC2XX /<br>IDC255 PFG | EA | Lid            | <input checked="" type="checkbox"/> | Non-Stocked,<br>Lead Time |
|     | 620517047   |           | 1044307        | Cornelius | LID ASSEMBLY,<br>FRONT, ICEMAKER<br>ADAPTER | BLACK                      | EA | Lid            | <input checked="" type="checkbox"/> | Non-Stocked,<br>Lead Time |
|     | 620517055   | 620517055 | 1044306        | Cornelius | MANUAL FILL LID                             | FOR IDC215 /<br>IDC255     | EA | Lid            | <input type="checkbox"/>            |                           |
|     | 620517063   |           | 1041861        | Cornelius | LID, BLACK,<br>PLASTIC, FF255               |                            | EA | Lid            | <input checked="" type="checkbox"/> | Non-Stocked,<br>Lead Time |
|    | 620517067   |           | 1043796        | Cornelius | LID HOLDER<br>ASSEMBLY, X-LARGE             | FOR IDC255 PFG             | EA | PART           | <input checked="" type="checkbox"/> | Non-Stocked,<br>Lead Time |
|   | 620517068   |           | 1043795        | Cornelius | LID HOLDER<br>ASSEMBLY, SMALL-<br>MEDIUM    | FOR IDC255 PFG             | EA | PART           | <input checked="" type="checkbox"/> | Non-Stocked,<br>Lead Time |
|  | 620517069   |           | 1043794        | Cornelius | LID HOLDER<br>ASSEMBLY, LARGE               | FOR IDC255 PFG             | EA | PART           | <input checked="" type="checkbox"/> | Non-Stocked,<br>Lead Time |
|   | 620517088   | 620517088 | 1042821        | Cornelius | LID TOP, BLACK,<br>REPLACEMENT              | FOR<br>FLAVORFUSION        | EA | Lid            | <input type="checkbox"/>            |                           |
|   | 620517134   |           | 2582560        | Cornelius | DRIP TRAY,<br>FOAMED INSERT                 | FOR ED175                  | EA | PART           | <input checked="" type="checkbox"/> | Non-Stocked,<br>Lead Time |

| Picture  | Vendor Item | GIS Item  | Alternate Item | Vendor    | Item Description 01               | Item Description 02                | UM | Classification | NS                                  |
|--|-------------|-----------|----------------|-----------|-----------------------------------|------------------------------------|----|----------------|-------------------------------------|
|    | 620517136   |           | 1030903        | Cornelius | DRIP TRAY ASSEMBLY, LH, BLACK     | FOR UC150 / PR150                  | EA | Drip Tray      | <input checked="" type="checkbox"/> |
|    | 620517137   |           | 2615062        | Cornelius | DRIP TRAY ASSEMBLY, LH, GRAY      | FOR UC150 / PR150                  | EA | Drip Tray      | <input checked="" type="checkbox"/> |
|    | 620517138   |           | 1030901        | Cornelius | DRIP TRAY ASSEMBLY, RH, BLACK     | FOR UC150 / PR150                  | EA | Drip Tray      | <input checked="" type="checkbox"/> |
|    | 620517267   | 620517267 | 1065696        | Cornelius | FOAMED HOPPER, NON-COLDPLATE      | ICE ONLY. FOR ED300                | EA | PART           | <input type="checkbox"/>            |
|    | 620517270   | 620517270 | 1051585        | Cornelius | HOPPER, FOAMED, ECOMATE           | FOR ED-DF250 / CARMA 250           | EA | PART           | <input type="checkbox"/>            |
|    | 620517273   | 620517273 | 1051586        | Cornelius | FOAMED HOPPER                     | FOR ED-DF150                       | EA | PART           | <input type="checkbox"/>            |
|   | 620517274   | 620517274 | 1052403        | Cornelius | FOAMED HOPPER                     | FOR DF-ED200                       | EA | PART           | <input type="checkbox"/>            |
|  | 620517446   |           | 2615200        | Cornelius | SPACER, MERCHANDISER,             | FOR NFG255                         | EA | PART           | <input checked="" type="checkbox"/> |
|  | 620517909   |           | 2588944        | Cornelius | SINK EXTENSION, WELDMENT ASSEMBLY | FOR FLAVORFUSION / IDC2XX          | EA | PART           | <input checked="" type="checkbox"/> |
|  | 620518139   | 620518139 | 1041611        | Cornelius | BACK BLOCK, VALVE                 | FOR FLAVORFUSION / FLAVOR OVERLOAD | EA | PART           | <input type="checkbox"/>            |











Non-Stocked, Lead Time











Non-Stocked, Lead Time

Non-Stocked, Lead Time

Non-Stocked, Lead Time

Non-Stocked, Lead Time

| Picture  | Vendor Item | GIS Item  | Alternate Item | Vendor    | Item Description 01                   | Item Description 02                          | UM | Classification     | NS                                  |                           |
|--|-------------|-----------|----------------|-----------|---------------------------------------|--|----|--------------------|-------------------------------------|---------------------------|
|    | 620518209   |           | 1022771        | Cornelius | LENS, CLEAR,<br>14.50" X              | FOR MILLENNIUM<br>II 6000                    | EA | PART               | <input checked="" type="checkbox"/> | Non-Stocked,<br>Lead Time |
|    | 620518216   | 620518216 | 1041859        | Cornelius | LENS, CLEAR,<br>12.38" X 24.39"       | FOR<br>FLAVORFUSION                          | EA | PART               | <input type="checkbox"/>            |                           |
|    | 620518221   |           | 1052491        | Cornelius | MERCHANDISER<br>LENS                  | FOR IDC215                                   | EA | PART               | <input checked="" type="checkbox"/> | Non-Stocked,<br>Lead Time |
|    | 620518222   | 620518222 | 1041864        | Cornelius | MULTICOLOR<br>INDICATOR LENS          | FOR<br>FLAVORFUSION                          | EA | PART               | <input type="checkbox"/>            |                           |
|    | 620518235   |           | 1058015        | Cornelius | MERCHANDISER<br>LENS, NGF             | FOR IDC255                                   | EA | PART               | <input checked="" type="checkbox"/> | Non-Stocked,<br>Lead Time |
|    | 620518244   |           | 1058041        | Cornelius | LENS, BLUE, ICE<br>INDICATOR          | FOR COLD FUSION                              | EA | PART               | <input checked="" type="checkbox"/> | Non-Stocked,<br>Lead Time |
|   | 620518246   |           | 2528845        | Cornelius | LENS, GRAPHIC<br>MECHANDISER,<br>TALL | FOR VIPER E3                                 | EA | PART               | <input checked="" type="checkbox"/> | Non-Stocked,<br>Lead Time |
|  | 620518314   |           | 2619036        | Cornelius | CARBONATOR<br>TANK, COMPLETE<br>ASSY  | FOR IDC2XX /<br>IDC255 PFG /<br>FLAVORFUSION | EA | Carbonator<br>Tank | <input checked="" type="checkbox"/> | Non-Stocked,<br>Lead Time |
|  | 620518519   |           | 1054290        | Cornelius | CHUTE, ICE<br>ASSEMBLY                | FOR IDC255 /<br>IDC/NGF Progate              | EA | PART               | <input checked="" type="checkbox"/> | Non-Stocked,<br>Lead Time |
|  | 620518520   |           | 1043793        | Cornelius | ICE CHUTE COVER                       | FOR IDC255 PFG                               | EA | PART               | <input checked="" type="checkbox"/> | Non-Stocked,<br>Lead Time |

| Picture   | Vendor Item | GIS Item  | Alternate Item | Vendor    | Item Description 01                       | Item Description 02                           | UM | Classification | NS                                  |
|---|-------------|-----------|----------------|-----------|---|---|----|----------------|-------------------------------------|
|    | 620518521   |           | 1043792        | Cornelius | ICE CHUTE,<br>JORDON PROGATE              | FOR IDC255 PFG                                | EA | PART           | <input checked="" type="checkbox"/> |
|    | 620518535   | 620518535 | 1049240        | Cornelius | LOWER ICE CHUTE                           | FOR IDC2XX /<br>FLAVORFUSION /<br>IDC PRO     | EA | PART           | <input type="checkbox"/>            |
|    | 620518536   | 620518536 | 1049239        | Cornelius | ICE CHUTE MECH.<br>ASSY, UPPER            | FOR<br>FLAVORFUSION /<br>IDC PRO / IDC2XX /   | EA | PART           | <input type="checkbox"/>            |
|     | 620518712   | 620518712 | 1041470        | Cornelius | DIFFUSER<br>ASSEMBLY, FOR<br>FLAVORFUSION | FOR BRAND SYRUP<br>VALVES ONLY                | EA | PART           | <input type="checkbox"/>            |
|     | 620518908   | 620518908 | 1053152        | Cornelius | RESTRICTOR PLATE,<br>ICE GATE             | FOR<br>FLAVORFUSION /<br>IDC PRO / IDC2XX     | EA | PART           | <input type="checkbox"/>            |
|     | 620518917   |           | 1065107        | Cornelius | PLATE MTG<br>CONTROL BARREL<br>STATUS     | FOR VIPER E2-3-4                              | EA | PART           | <input checked="" type="checkbox"/> |
|   | 620519005   | 620519005 | 1029896        | Cornelius | PLUG, FLEX<br>MANIFOLD                    | FOR ED150-175-<br>2XX-300 / IDC2XX /<br>CARMA | EA | PART           | <input type="checkbox"/>            |
|  | 620519201   |           | 1032379        | Cornelius | MERCHANDISER,<br>BLACK                    | FOR MILLENNIUM II<br>4000                     | EA | Merchandiser   | <input checked="" type="checkbox"/> |
|   | 620519213   |           |                | Cornelius | MERCHANDISER,<br>FLAVORBLAST,<br>BLACK    | FOR ED250<br>FLAVOR BLAST                     | EA | Merchandiser   | <input checked="" type="checkbox"/> |
|   | 620519217   |           | 1038249        | Cornelius | MERCHANDISER,<br>FLAVORBLAST,<br>BLACK    | FOR ED200<br>FLAVOR BLAST                     | EA | Merchandiser   | <input checked="" type="checkbox"/> |











Non-Stocked,  
Lead Time

Non-Stocked,  
Lead Time







Non-Stocked,  
Lead Time


Non-Stocked,  
Lead Time

Non-Stocked,  
Lead Time

| Picture  | Vendor Item | GIS Item | Alternate Item | Vendor    | Item Description 01                        | Item Description 02         | UM | Classification        | NS                                  |                           |
|--|-------------|----------|----------------|-----------|--|-----------------------------|----|-----------------------|-------------------------------------|---------------------------|
|    | 620519602   |          | 1035061        | Cornelius | SEAL, CONVEYOR<br>SHAFT                    | FOR ABS 1.0/2.0             | EA | PART                  | <input checked="" type="checkbox"/> | Non-Stocked,<br>Lead Time |
|   | 620519708   |          | 2610790        | Cornelius | BOTTLE, 5 DRAM,<br>.6 OZ, PLASTIC          | W/ SNAP LID                 | EA | Accessory,<br>General | <input checked="" type="checkbox"/> | Non-Stocked,<br>Lead Time |
|    | 620520503   |          | 1044421        | Cornelius | COVER, DUCT                                | FOR ABS 1.0                 | EA | PART                  | <input checked="" type="checkbox"/> | Non-Stocked,<br>Lead Time |
|    | 620520504   |          | 1044420        | Cornelius | COVER, FITTING,<br>DUCT                    | FOR ABS 1.0                 | EA | PART                  | <input checked="" type="checkbox"/> | Non-Stocked,<br>Lead Time |
|    | 620520509   |          | 2539664        | Cornelius | COVER C-PLT<br>ASSEMBLY,<br>FOAMED ECOMATE | FOR DF-ED2XX /<br>CARMA 250 | EA | PART                  | <input checked="" type="checkbox"/> | Non-Stocked,<br>Lead Time |
|    | 620520570   |          | 2593173        | Cornelius | TOWER COVER                                | FOR FLAVOR BLAST<br>TOWER   | EA | PART                  | <input checked="" type="checkbox"/> | Non-Stocked,<br>Lead Time |
|   | 620520575   |          | 2531469        | Cornelius | COVER, FRONT,<br>WELDMENT                  | FOR IDC255 PFG              | EA | PART                  | <input checked="" type="checkbox"/> | Non-Stocked,<br>Lead Time |
|  | 620520578   |          | 2576765        | Cornelius | COVER, FRONT,<br>WELDMENT                  | FOR NGF255                  | EA | Merchandiser          | <input checked="" type="checkbox"/> | Non-Stocked,<br>Lead Time |
|  | 620520638   |          | 1065112        | Cornelius | LENS, GRAPHIC<br>MERCHANDISER,<br>TALL     | FOR VIPER E2                | EA | PART                  | <input checked="" type="checkbox"/> | Non-Stocked,<br>Lead Time |
|  | 620520648   |          | 1058016        | Cornelius | LID, FULL                                  | FOR COLD FUSION             | EA | Lid                   | <input checked="" type="checkbox"/> | Non-Stocked,<br>Lead Time |



| Picture  | Vendor Item | GIS Item   | Alternate Item | Vendor    | Item Description 01                 | Item Description 02                 | UM | Classification | NS                                  |                           |
|--|-------------|------------|----------------|-----------|-------------------------------------|-------------------------------------|----|----------------|-------------------------------------|---------------------------|
|    | 620520652   |            | 1062254        | Cornelius | LID, ADAPTER                        | FOR IDC255                          | EA | Lid            | <input checked="" type="checkbox"/> | Non-Stocked,<br>Lead Time |
|    | 620521112   | 620521112  | 1066151        | Cornelius | DRIP TRAY                           | FOR FLAVORFUSION / IDC2XX           | EA | Drip Tray      | <input type="checkbox"/>            |                           |
|    | 620521113   |            | 1066152        | Cornelius | DRIP TRAY ASSEMBLY, FOAMED          | FOR IDC255 PFG                      | EA | Drip Tray      | <input checked="" type="checkbox"/> | Non-Stocked,<br>Lead Time |
|    | 620521741   |            | 2615818        | Cornelius | TUBE, D SECTION                     |                                     | EA | PART           | <input checked="" type="checkbox"/> | Non-Stocked,<br>Lead Time |
|    | 620521771X  |            | 2503200        | Cornelius | MERCHANDISER ASSEMBLY, TALL         | FOR VIPER E3                        | EA | Merchandiser   | <input checked="" type="checkbox"/> | Non-Stocked,<br>Lead Time |
|    | 620521773X  |            | 2503201        | Cornelius | MERCHANDISER ASSEMBLY, TALL         | FOR VIPER E2                        | EA | Merchandiser   | <input checked="" type="checkbox"/> | Non-Stocked,<br>Lead Time |
|   | 620521775S  | 620521775S | 1059219        | Cornelius | PCBA MERCHANDISER, DOWNLIGHT, VIPER | FOR VIPER E2-3-4                    | EA | Wire Harness   | <input type="checkbox"/>            |                           |
|  | 620522937   |            | 1061681        | Cornelius | CONDENSATION TRAY, BLACK            | FOR VIPER E3                        | EA | PART           | <input checked="" type="checkbox"/> | Non-Stocked,<br>Lead Time |
|  | 620522949   |            | 2506343        | Cornelius | CONDENSATION TRAY, BLACK            | FOR VIPER E4                        | EA | PART           | <input checked="" type="checkbox"/> | Non-Stocked,<br>Lead Time |
|  | 620607108   | 620607108  | 1041469        | Cornelius | PROBE, INTELICARB                   | FOR FLAVORFUSION / IDC2XX / IDC PRO | EA | Probe          | <input type="checkbox"/>            |                           |

| Picture   | Vendor Item | GIS Item   | Alternate Item | Vendor    | Item Description 01                      | Item Description 02                | UM | Classification | NS                                  |
|---|-------------|------------|----------------|-----------|--|------------------------------------|----|----------------|-------------------------------------|
|     | 620607112   | 620607112  | 2523916        | Cornelius | PROBE, ICE BANK W/ CLIP                  | FOR QUEST E4                       | EA | Probe          | <input type="checkbox"/>            |
|     | 620607120S  | 620607120S | 1061156        | Cornelius | POWER SUPPLY, 12V, PRIOR TO 2011         |                                    | EA | PART           | <input type="checkbox"/>            |
|    | 620607737   | 620607737  | 1041568        | Cornelius | WATER VALVE                              | FOR FLAVORFUSION / FLAVOR OVERLOAD | EA | Water Valve    | <input type="checkbox"/>            |
|    | 620607738   | 620607738  | 1041567        | Cornelius | SYRUP VALVE                              | FOR FLAVORFUSION / FLAVOR OVERLOAD | EA | PART           | <input type="checkbox"/>            |
|     | 620607806   |            | 1059116        | Cornelius | RECEIVER, COPPER SPUN, 26 CU IN 3/8 ODF  | FOR VIPER E2                       | EA | PART           | <input checked="" type="checkbox"/> |
|     | 620607919   |            | 2607468        | Cornelius | COMPRESSOR, 1/10HP, 120V 60Hz, R134A     | ASSEMBLED                          | EA | Compressor     | <input checked="" type="checkbox"/> |
|   | 620607926   |            | 2616468        | Cornelius | COMPRESSOR, 60HZ, R404A                  | SCROLL COPELAND                    | EA | Compressor     | <input checked="" type="checkbox"/> |
|  | 620607933   |            | 2615316        | Cornelius | COMPRESSOR, Scroll Copeland, 50HZ, R404A |                                    | EA | Compressor     | <input checked="" type="checkbox"/> |
|  | 620608013X  |            | 2527421        | Cornelius | CONDENSER COIL ASSEMBLY                  | FOR VIPER E2                       | EA | Condenser      | <input checked="" type="checkbox"/> |
|  | 620608016X  | 620608016X | 2524629        | Cornelius | CONDENSER COIL ASSEMBLY                  | FOR VIPER E3-4                     | EA | Condenser      | <input type="checkbox"/>            |











Non-Stocked, Lead Time

Non-Stocked, Lead Time



Non-Stocked, Lead Time




Non-Stocked, Lead Time


Non-Stocked, Lead Time








| Picture   | Vendor Item | GIS Item  | Alternate Item | Vendor    | Item Description 01                            | Item Description 02                      | UM | Classification | NS                                  |
|---|-------------|-----------|----------------|-----------|--|--|----|----------------|-------------------------------------|
|     | 620608601   | 620608601 | 1032159        | Cornelius | FILTER DRIER (OBS)                             | FOR PINNACLE 2-4.<br>SHOWS (2) IN STOCK. | EA | PART           | <input type="checkbox"/>            |
|     | 620608608   | 620608608 | 1035603        | Cornelius | AIR FILTER,<br>ALUMINUM MESH,<br>EXTEND LENGTH | FOR PINNACLE 2-4                         | EA | Air Filter     | <input type="checkbox"/>            |
|    | 620608615   |           | 1062508        | Cornelius | FILTER, AIR, 15" X<br>18"                      | FOR VIPER E2                             | EA | Air Filter     | <input checked="" type="checkbox"/> |
|     | 620608618   | 620608618 | 1070154        | Cornelius | AIR FILTER, 18" X<br>19",                      | FOR VIPER E3-4                           | EA | Air Filter     | <input type="checkbox"/>            |
|     | 620608746   | 620608746 | 1037874        | Cornelius | VALVE, SOLENOID,<br>SYRUP                      | FOR VIPER E2-3-4 /<br>PINNACLE 2-4       | EA | PART           | <input type="checkbox"/>            |
|     | 620608747   | 620608747 | 1037102        | Cornelius | VALVE, SOLENOID,<br>WATER                      | FOR VIPER E2-3-4 /<br>PINNACLE 2-4       | EA | Water Valve    | <input type="checkbox"/>            |
|   | 620608761   | 620608761 | 1038222        | Cornelius | SFV-1 VALVE,<br>SANITARY LEVER,<br>1.5-3.0 OZ  | COMPLETE: WITH<br>BLOCK AND<br>COVERS    | EA | Beverage Valve | <input type="checkbox"/>            |
|   | 620608762   | 620608762 | 1038221        | Cornelius | SFV-1 VALVE, PUSH<br>BUTTON, 1.5-3 OZ          | COMPLETE: WITH<br>BLOCK AND<br>COVERS    | EA | Beverage Valve | <input type="checkbox"/>            |
|   | 620608763   | 620608763 | 1038220        | Cornelius | SFV-1 VALVE,<br>PORTION<br>CONTROL, 1.5-3.0    | COMPLETE: WITH<br>BLOCK AND<br>COVERS    | EA | Beverage Valve | <input type="checkbox"/>            |
|  | 620608764   | 620608764 | 1038219        | Cornelius | SFV-1 VALVE,<br>OPTIFILL LEVER, 1.5-<br>3.0 OZ | COMPLETE: WITH<br>BLOCK AND<br>COVERS    | EA | Beverage Valve | <input type="checkbox"/>            |











Non-Stocked,  
Lead Time

| Picture   | Vendor Item | GIS Item  | Alternate Item | Vendor    | Item Description 01                   | Item Description 02          | UM | Classification   | NS                                  |                        |
|---|-------------|-----------|----------------|-----------|---------------------------------------|------------------------------|----|------------------|-------------------------------------|------------------------|
|    | 620608773   |           | 1041225        | Cornelius | CHECK VALVE, 3/8 MPT X 5/8-18         | ASSE1022 1/8B. FOR FF/IDCXXX | EA | PART             | <input checked="" type="checkbox"/> | Non-Stocked, Lead Time |
|     | 620608901   |           | 2582843        | Cornelius | CHASSIS, REFRIGERATION, 120V/60HZ     | FOR VANGUARD 245             | EA | PART             | <input checked="" type="checkbox"/> | Non-Stocked, Lead Time |
|    | 620609102   |           | 1041950        | Cornelius | VALVE, PILOT, SOLENOID, 3/2 NC        | FOR ED250                    | EA | PART             | <input checked="" type="checkbox"/> | Non-Stocked, Lead Time |
|    | 620609131   |           | 1046672        | Cornelius | VALVE, SFV1, SHORT LEVER, 1.5 - 3 OZ  | COMPLETE                     | EA | Beverage Valve   | <input checked="" type="checkbox"/> | Non-Stocked, Lead Time |
|     | 620609156   | 620609156 | 1057050        | Cornelius | TXV VALVE, AUTO EXPANSION             | FOR VIPER E2-3-4             | EA | TXV              | <input type="checkbox"/>            |                        |
|     | 620609157   | 620609157 | 1057049        | Cornelius | HOT GAS BODY, SUCTION LINE            | FOR VIPER E2-3-4             | EA | Hot Gas Valve    | <input type="checkbox"/>            |                        |
|    | 620609161   | 620609161 | 1057048        | Cornelius | CO2 FILL VALVE,                       | FOR VIPER E2-3-4             | EA | PART             | <input type="checkbox"/>            |                        |
|   | 620609162   | 620609162 | 1059118        | Cornelius | CHECK VALVE, 1/4 BARB                 | FOR VIPER E2-3-4             | EA | PART             | <input type="checkbox"/>            |                        |
|   | 620609164   | 620609164 | 1059119        | Cornelius | THREE WAY VALVE                       | FOR VIPER E2-3-4             | EA | Fitting, General | <input type="checkbox"/>            |                        |
|  | 620700101   |           | 1032829        | Cornelius | RIVET, POP, 125D 188-250, ALUM, BLACK |                              | EA | Hardware         | <input checked="" type="checkbox"/> | Non-Stocked, Lead Time |








| Picture   | Vendor Item | GIS Item  | Alternate Item | Vendor    | Item Description 01                             | Item Description 02                          | UM | Classification   | NS                                  |                           |
|---|-------------|-----------|----------------|-----------|---|--|----|------------------|-------------------------------------|---------------------------|
|    | 620700102   |           | 2615829        | Cornelius | RIVET, POP, 125D<br>188-250, ALUM,<br>GRAY      |  | EA | Hardware         | <input checked="" type="checkbox"/> | Non-Stocked,<br>Lead Time |
|     | 620700301   | 620700301 | 1010443        | Cornelius | CUP REST  | FOR ED175                                    | EA | Cup Rest         | <input type="checkbox"/>            |                           |
|     | 620700401   |           | 1005847        | Cornelius | CUP REST, MULTI,<br>OPTI, 24.5" X 9.0"          | FOR DF150 8-VALVE                            | EA | Cup Rest         | <input checked="" type="checkbox"/> | Non-Stocked,<br>Lead Time |
|    | 620700601   |           | 1041387        | Cornelius | SCREW, 10-16<br>THREAD, PHILLIPS<br>HEAD, SS    | 1.25" LONG. FOR<br>FLAVORFUSION /<br>IDC PRO | EA | Hardware         | <input checked="" type="checkbox"/> | Non-Stocked,<br>Lead Time |
|    | 620700602   |           | 1004467        | Cornelius | SCREW, TF, SM, 10-<br>16                        | ROUND PHILLIPS<br>HEAD 32, SS                | EA | Hardware         | <input checked="" type="checkbox"/> | Non-Stocked,<br>Lead Time |
|    | 620700701   |           | 1022849        | Cornelius | FITTING, L, 45-DEG,<br>SS, 1/4" Bb x 55<br>DOLE | FOR ABS 1.0                                  | EA | Fitting, General | <input checked="" type="checkbox"/> | Non-Stocked,<br>Lead Time |
|   | 620701119   |           | 1007061        | Cornelius | RETAINER RING, E,<br>SS, BUL LATCH              | FOR UC150                                    | EA | Hardware         | <input checked="" type="checkbox"/> | Non-Stocked,<br>Lead Time |
|   | 620701201   | 620701201 |                | Cornelius | ICE GATE AIR<br>CYLINDER (OBS)                  | SHOWS (2) IN<br>STOCK.                       | EA | PART             | <input type="checkbox"/>            |                           |
|  | 620701202   |           | 1011466        | Cornelius | NUT, HEX, JAM ,<br>1/4-28, SS, 400 SER          | FOR IDC255 PFG /<br>ABS 2.0                  | EA | Hardware         | <input checked="" type="checkbox"/> | Non-Stocked,<br>Lead Time |
|  | 620701203   | 620701203 | 1022857        | Cornelius | VALVE AIR<br>MANUAL (OBS)                       | SHOWS (1) IN<br>STOCK.                       | EA | PART             | <input type="checkbox"/>            |                           |







| Picture  | Vendor Item | GIS Item  | Alternate Item | Vendor    | Item Description 01                    | Item Description 02           | UM | Classification   | NS                                  |                        |
|--|-------------|-----------|----------------|-----------|--|-------------------------------|----|------------------|-------------------------------------|------------------------|
|                               | 620701204   |           | 1003684        | Cornelius | REGULATOR FILTER ASSEMBLY              | NON-ADJUSTABLE                | EA | PART             | <input checked="" type="checkbox"/> | Non-Stocked, Lead Time |
|                               | 620701207   |           | 1006499        | Cornelius | FITTING, NIPPLE, CLOSE, 1/8 NPT HEX    | FOR ABS 2.0                   | EA | Fitting, General | <input checked="" type="checkbox"/> | Non-Stocked, Lead Time |
|                                | 620701208   |           | 1011468        | Cornelius | NUT, HEX, 5/8-18 SS JAM-SPC            | FOR IDC255 PFG / ABS 2.0      | EA | Hardware         | <input checked="" type="checkbox"/> | Non-Stocked, Lead Time |
|                               | 620701601   |           | 1000079        | Cornelius | SCREW, MACHINE, PHIL HD, NO. 10-16 BY  | 1/2-INCH LONG                 | EA | Hardware         | <input checked="" type="checkbox"/> | Non-Stocked, Lead Time |
|                               | 620701902   |           | 1002317        | Cornelius | NUT, ACORN, NYLON, 08-32               |                               | EA | Hardware         | <input checked="" type="checkbox"/> | Non-Stocked, Lead Time |
|                               | 620701903   |           | 1008985        | Cornelius | WASHER, FLAT, A # 08-0177-0408-062-NY  | NYLON # 8. FOR WCC700         | EA | Hardware         | <input checked="" type="checkbox"/> | Non-Stocked, Lead Time |
|                              | 620702102   |           | 1011027        | Cornelius | VALVE, SOLENOID, PILOT, 3/2 NC SGL     | Pneumatic Gate Solenoid Valve | EA | PART             | <input checked="" type="checkbox"/> | Non-Stocked, Lead Time |
|                              | 620702201   | 620702201 | 1000485        | Cornelius | BRUSH, FOUNTAIN CLEANING               |                               | EA | TOOL             | <input type="checkbox"/>            |                        |
|                 | 620702301   |           | 1009303        | Cornelius | CUP REST, STND 29.0" x 6.4"            | FOR ED2XX                     | EA | Cup Rest         | <input checked="" type="checkbox"/> | Non-Stocked, Lead Time |
|  | 620702505   |           | 1011467        | Cornelius | BUSHING, MACHINE, 5/8" X 1" X .048" SS | FOR IDC255 PFG / ABS 2.0      | EA | Hardware         | <input checked="" type="checkbox"/> | Non-Stocked, Lead Time |



| Picture   | Vendor Item | GIS Item | Alternate Item | Vendor    | Item Description 01                 | Item Description 02                       | UM | Classification       | NS                                  |                        |
|---|-------------|----------|----------------|-----------|-------------------------------------|---|----|----------------------|-------------------------------------|------------------------|
|     | 620703801   |          | 1022868        | Cornelius | STAND, DISPENSER                    | FOR DF-ED175                              | EA | Stand, Ice-Bev-Combo | <input checked="" type="checkbox"/> | Non-Stocked, Lead Time |
|    | 620704101   |          | 1002870        | Cornelius | STRAINER, DRIP TRAY                 | FOR IP150                                 | EA | PART                 | <input checked="" type="checkbox"/> | Non-Stocked, Lead Time |
|    | 620705801   |          | 1022900        | Cornelius | SCREW, TT, 08-18 TRPH 16 SSPA       | FOR ED2XX / IDC2XX / IDC PRO / IDC255 PFG | EA | Hardware             | <input checked="" type="checkbox"/> | Non-Stocked, Lead Time |
|    | 620705901   |          | 1030667        | Cornelius | SCREW, SM, #04 PAPH 12 SS           | FOR IDC255 PFG                            | EA | Hardware             | <input checked="" type="checkbox"/> | Non-Stocked, Lead Time |
|    | 620706625   |          | 1029326        | Cornelius | SCREW, MACHINE, 10-32 FISI 14 SSPa  | GRABBER ARM W/FLAT SLOT. FOR ABS 1.0      | EA | Hardware             | <input checked="" type="checkbox"/> | Non-Stocked, Lead Time |
|    | 620706632   |          | 1030009        | Cornelius | SCREW TRPH #8-18 X 2 WAXED          | (PART OF THE WATER MANIFOLD ASSEMBLY)     | EA | Hardware             | <input checked="" type="checkbox"/> | Non-Stocked, Lead Time |
|   | 620706635   |          | 1032146        | Cornelius | SCREW, SH, 10-32 Ph 08 SS           | FOR ABS 2.0                               | EA | Hardware             | <input checked="" type="checkbox"/> | Non-Stocked, Lead Time |
|  | 620706643   |          | 2612705        | Cornelius | SCREW, ALLEN HEAD CAP 8-32 x 2-1/2" |   | EA | Hardware             | <input checked="" type="checkbox"/> | Non-Stocked, Lead Time |
|   | 620708510   |          | 1022924        | Cornelius | CUP REST, CUSTOM, 29.0" X 6.6"      | FOR ED200 / ED250                         | EA | Cup Rest             | <input checked="" type="checkbox"/> | Non-Stocked, Lead Time |
|   | 620708523   |          | 1038489        | Cornelius | LABEL, CAUTION: MANUAL FILL LID     | FOR EDXXX / FF / FO / IDC PRO / IDC2XX    | EA | Label                | <input checked="" type="checkbox"/> | Non-Stocked, Lead Time |








| Picture  | Vendor Item | GIS Item  | Alternate Item | Vendor    | Item Description 01                 | Item Description 02             | UM | Classification   | NS                                  |                        |
|--|-------------|-----------|----------------|-----------|-------------------------------------|---------------------------------|----|------------------|-------------------------------------|------------------------|
|    | 620708524   |           | 1030890        | Cornelius | CUP REST, 28" X 8.5" ST             | FOR IP150 / PR150 BC            | EA | Cup Rest         | <input checked="" type="checkbox"/> | Non-Stocked, Lead Time |
|    | 620708534   | 620708534 | 1041871        | Cornelius | CUP REST                            | FOR FLAVORFUSION / IDC2XX       | EA | Cup Rest         | <input type="checkbox"/>            |                        |
|    | 620708535   |           | 1032868        | Cornelius | CUP REST, 15.2" x 5.4"              | FOR IMPULSE                     | EA | Cup Rest         | <input checked="" type="checkbox"/> | Non-Stocked, Lead Time |
|    | 620708537   |           | 1047991        | Cornelius | CUP REST, OPTI, 28.2 X 7.0          | FOR IDC255 PFG                  | EA | Cup Rest         | <input checked="" type="checkbox"/> | Non-Stocked, Lead Time |
|    | 620708547   |           | 1042822        | Cornelius | CUP REST, STD, 43.2" x 9.1" SS      | FOR ED300                       | EA | Cup Rest         | <input checked="" type="checkbox"/> | Non-Stocked, Lead Time |
|    | 620708554   |           | 2526243        | Cornelius | CUP REST, BLACK                     | FOR JS7                         | EA | Cup Rest         | <input checked="" type="checkbox"/> | Non-Stocked, Lead Time |
|    | 620708559   |           | 1046115        | Cornelius | CUP REST, DRIP TRAY EXTENSION       | PANERA BREAD. FOR IDC255        | EA | Cup Rest         | <input checked="" type="checkbox"/> | Non-Stocked, Lead Time |
|  | 620708562   | 620708562 | 1048347        | Cornelius | CUP REST                            | FOR QUEST E2 / NITROPRO MINI    | EA | Cup Rest         | <input type="checkbox"/>            |                        |
|  | 620708563   | 620708563 | 1048348        | Cornelius | CUP REST                            | FOR QUEST E4                    | EA | Cup Rest         | <input type="checkbox"/>            |                        |
|  | 620708933   |           | 2566660        | Cornelius | TYGON TUBING, 7/16 OD X 1/4 ID, 50' | FOR FLAVORFUSION / FO / ABS 2.0 | EA | Tubing, Beverage | <input checked="" type="checkbox"/> | Non-Stocked, Lead Time |




| Picture   | Vendor Item | GIS Item  | Alternate Item | Vendor    | Item Description 01                        | Item Description 02                    | UM | Classification   | NS                                  |                        |
|---|-------------|-----------|----------------|-----------|--|--|----|------------------|-------------------------------------|------------------------|
|    | 620708970   |           | 1038088        | Cornelius | TUBING, POLY, 250 x 375, JG, 500Ft         | FOR PINNACLE 2-4                       | EA | Tubing, Beverage | <input checked="" type="checkbox"/> | Non-Stocked, Lead Time |
|    | 620709065   | 620709065 | 1030006        | Cornelius | FITTING, L, SS, 3/8" Bb X 1/2" DOLE        | (PART OF THE WATER MANIFOLD ASSEMBLY)  | EA | Fitting, General | <input type="checkbox"/>            |                        |
|    | 620709066   |           | 1030007        | Cornelius | FITTING, A, SS, 3/8" X 1/4" BARB           | (PART OF THE WATER MANIFOLD ASSEMBLY)  | EA | Fitting, General | <input checked="" type="checkbox"/> | Non-Stocked, Lead Time |
|    | 620709068   |           | 1036888        | Cornelius | FITTING, L, SS, 1/4" Bb X 1/4" DOLE        | FOR EDXXX / FF / VIPER E2-3-4 / IDC2XX | EA | Fitting, General | <input checked="" type="checkbox"/> | Non-Stocked, Lead Time |
|    | 620709070   |           | 1038245        | Cornelius | FITTING, L, 45-DEG, SS, VALVE, 1/4" Bb     | DUAL O-RING                            | EA | Fitting, General | <input checked="" type="checkbox"/> | Non-Stocked, Lead Time |
|    | 620709073   |           | 1036812        | Cornelius | FITTING, L, SS, VALVE W/ RED O-RINGS, DOLE | FOR ED1XX/2XX/300/ IDC255              | EA | Fitting, General | <input checked="" type="checkbox"/> | Non-Stocked, Lead Time |
|   | 620709079   |           | 1033395        | Cornelius | FITTING, A, PL, 5/8" BARB (2), WHITE       |  | EA | Fitting, General | <input checked="" type="checkbox"/> | Non-Stocked, Lead Time |
|  | 620709132   |           | 1041885        | Cornelius | HEX NUT, 1/4-20 NYLOCK, SS                 | FOR FF / IDC PRO / IDC2XX / IDC255 PFG | EA | Hardware         | <input checked="" type="checkbox"/> | Non-Stocked, Lead Time |
|  | 620709154   |           | 2612108        | Cornelius | NUT, HEX, LOCKING, M8 x 1.25 THREAD        |  | EA | Hardware         | <input checked="" type="checkbox"/> | Non-Stocked, Lead Time |
|   | 620709301   |           | 1022971        | Cornelius | LEVER, PUSH, ICE DISPENSER                 | FOR IP150 / PR150 BC                   | EA | PART             | <input checked="" type="checkbox"/> | Non-Stocked, Lead Time |









| Picture  | Vendor Item | GIS Item  | Alternate Item | Vendor    | Item Description 01                        | Item Description 02                               | UM | Classification          | NS                                  |                           |
|--|-------------|-----------|----------------|-----------|--|---|----|-------------------------|-------------------------------------|---------------------------|
|             | 620709302   |           | 1022972        | Cornelius | LEVER ACTIVATED<br>CUP WATER VALVE         | PEDESTAL  | EA | Accessory<br>(Beverage) | <input checked="" type="checkbox"/> | Non-Stocked,<br>Lead Time |
|             | 620709313   |           | 1035307        | Cornelius | LEVER ICE<br>DISPENSE PUSHBAR              | FOR DF-EDXXX /<br>CARMA 250                       | EA | PART                    | <input checked="" type="checkbox"/> | Non-Stocked,<br>Lead Time |
|             | 620709346   |           | 1044334        | Cornelius | BRACKET, ICE<br>CHUTE LEVER, NGF           | FOR IDC2XX / IDC<br>PRO                           | EA | PART                    | <input checked="" type="checkbox"/> | Non-Stocked,<br>Lead Time |
|             | 620709353   |           | 1045883        | Cornelius | LEVER, ICE CHUTE,<br>WIRE FORM NGF         | FOR FF / IDC PRO /<br>IDC2XX / IDC255<br>PFG      | EA | PART                    | <input checked="" type="checkbox"/> | Non-Stocked,<br>Lead Time |
|              | 620709432   |           | 1041884        | Cornelius | PIN, COTTER,<br>HAIRPIN, SS, 18-8<br>JRD   | FOR FF / FO / IDC<br>PRO / IDCXXX /<br>IDC255 PFG | EA | Hardware                | <input checked="" type="checkbox"/> | Non-Stocked,<br>Lead Time |
|             | 620709440   |           | 2571109        | Cornelius | DRIVE PIN                                  | FOR VIPER (?)                                     | EA | Hardware                | <input checked="" type="checkbox"/> | Non-Stocked,<br>Lead Time |
|             | 620709445   |           | 1058025        | Cornelius | PIN, CLEVIS, ICE<br>CHUTE ASSEMBLY,<br>IDC |   | EA | PART                    | <input checked="" type="checkbox"/> | Non-Stocked,<br>Lead Time |
|  | 620709448   |           | 2618374        | Cornelius | PIN, HINGE, .312 ID<br>1-1/2" LONG         | W/ COTTER PIN,<br>Mtg Mer                         | EA | PART                    | <input checked="" type="checkbox"/> | Non-Stocked,<br>Lead Time |
|   | 620709634   |           | 1041887        | Cornelius | PUSH IN CLIP, PINE<br>TREE, .118" DIA      | FOR<br>FLAVORFUSION /<br>FLAVOR OVERLOAD          | EA | Hardware                | <input checked="" type="checkbox"/> | Non-Stocked,<br>Lead Time |
|           | 620709802   | 620709802 | 1010939        | Cornelius | PRESSURE<br>REGULATOR,<br>SECONDARY, 75PSI | NON-ADJUSTABLE                                    | EA | Regulator               | <input type="checkbox"/>            |                           |










| Picture  | Vendor Item   | GIS Item  | Alternate Item | Vendor    | Item Description 01                    | Item Description 02                         | UM | Classification | NS                                  |                        |
|--|---------------|-----------|----------------|-----------|--|---|----|----------------|-------------------------------------|------------------------|
|   | 620709802-001 |           | 2618818        | Cornelius | REGULATOR, PRESET, 75PSI, CARB DECK    | FOR IDC PRO                                 | EA | Regulator      | <input checked="" type="checkbox"/> | Non-Stocked, Lead Time |
|    | 620709808     | 620709808 | 1044458        | Cornelius | REGULATOR, CO2, P, 160#, 1P/1P         | 1/4 FI W/ HIGH PRESSURE GUAGE               | EA | Regulator      | <input type="checkbox"/>            |                        |
|   | 620709841     |           | 2604463        | Cornelius | REGULATOR, CO2, S, 1X30/1X100, 2-1/4FL | FOR VIPER E3-4                              | EA | Regulator      | <input checked="" type="checkbox"/> | Non-Stocked, Lead Time |
|    | 620709847     |           | 2583224        | Cornelius | REGULATOR, CO2, S, 4 X 60, 2-1/4" FL   | FOR VIPER E4 (R448)                         | EA | Regulator      | <input checked="" type="checkbox"/> | Non-Stocked, Lead Time |
|   | 620709913     |           | 2591232        | Cornelius | RIVET, POP, 125 Diameter 063-125       | ALUM, BLACK                                 | EA | Hardware       | <input checked="" type="checkbox"/> | Non-Stocked, Lead Time |
|    | 620710107     | 620710107 | 1012481        | Cornelius | GASKET GUIDE FFV/SEV PLATFORM          | FOR QUEST E2-4 / MILLENNIUM II 4-6          | EA | PART           | <input type="checkbox"/>            |                        |
|   | 620710110     |           | 1041180        | Cornelius | GASKET, NEOPR, .25" x 1.25" x 25Ft     |   | EA | PART           | <input checked="" type="checkbox"/> | Non-Stocked, Lead Time |
|  | 620710129     | 620710129 | 1050647        | Cornelius | CHUTE GASKET                           | FOR FF / FO / IDC PRO / IDCXXX / IDC255 PFG | EA | PART           | <input type="checkbox"/>            |                        |
|  | 620710142     | 620710142 | 1068272        | Cornelius | BOWL SPOUT GASKET                      | FOR JS7 / JT20 / JT30                       | EA | PART           | <input type="checkbox"/>            |                        |
|  | 620710241     |           | 1037857        | Cornelius | INSERT, ICE SLIDE                      | FOR ED-DF200                                | EA | PART           | <input checked="" type="checkbox"/> | Non-Stocked, Lead Time |

| Picture  | Vendor Item | GIS Item  | Alternate Item | Vendor    | Item Description 01                    | Item Description 02                    | UM | Classification | NS                                  |                        |
|--|-------------|-----------|----------------|-----------|--|--|----|----------------|-------------------------------------|------------------------|
|    | 620710244   |           | 1037891        | Cornelius | INSERT, ICE SLIDE                      | FOR ED-DF250                           | EA | PART           | <input checked="" type="checkbox"/> | Non-Stocked, Lead Time |
|    | 620710707   |           | 1041468        | Cornelius | TRANSFORMER ASSEMBLY, 120/25VAC 80V    | FOR IDC215 / IDC255                    | EA | Transformer    | <input checked="" type="checkbox"/> | Non-Stocked, Lead Time |
|    | 620710729   |           | 1042925        | Cornelius | TRANSFORMER ASSEMBLY, 120/25 VAC 80V   | W/ LABELED POLARITY. FOR IDC215        | EA | Transformer    | <input checked="" type="checkbox"/> | Non-Stocked, Lead Time |
|    | 620710737S  |           | 2528160        | Cornelius | TRANSFORMER KIT, RETRO, 80VA, 240V     | SEC FASTONS. FOR VIPER E3              | EA | Transformer    | <input checked="" type="checkbox"/> | Non-Stocked, Lead Time |
|    | 620710739   |           | 1059707        | Cornelius | TRANSFORMER 60-75VA 240V-24V           | FOR VIPER E2-3-4                       | EA | Transformer    | <input checked="" type="checkbox"/> | Non-Stocked, Lead Time |
|    | 620710739S  |           | 2606970        | Cornelius | TRANSFORMER KIT, 60/75VA 240V 24V 60Hz | FOR VIPER E2-3-4                       | EA | Transformer    | <input checked="" type="checkbox"/> | Non-Stocked, Lead Time |
|   | 620710809   |           | 1050655        | Cornelius | SHROUD CYLINDER                        | FOR IDC255 PFG                         | EA | PART           | <input checked="" type="checkbox"/> | Non-Stocked, Lead Time |
|  | 620711101   |           | 1014104        | Cornelius | SEAL, V RING, 11.5, 13.5 SHAFT 10.5    | FOR IP150 / PR150 BC                   | EA | PART           | <input checked="" type="checkbox"/> | Non-Stocked, Lead Time |
|  | 620711103   |           | 1008726        | Cornelius | SEAL, AUGER MOTOR                      | FOR IP150 / PR150 BC / UC150 / UC300   | EA | PART           | <input checked="" type="checkbox"/> | Non-Stocked, Lead Time |
|  | 620711105   | 620711105 | 1041865        | Cornelius | SEAL GASKET SHAFT                      | FOR FF / IDC PRO / IDC2XX / IDC255 PFG | EA | PART           | <input type="checkbox"/>            |                        |





| Picture   | Vendor Item | GIS Item  | Alternate Item | Vendor    | Item Description 01                | Item Description 02                    | UM | Classification | NS   |
|---|-------------|-----------|----------------|-----------|------------------------------------|--|----|----------------|--|
|    | 620711131   | 620711131 | 2503958        | Cornelius | ARMATURE WATER SEAT                | FOR QUEST E2-4                         | EA | PART           | <input type="checkbox"/>                                   |
|    | 620711132   | 620711132 | 2503020        | Cornelius | ARMATURE SYRUP SEAT                | FOR QUEST 2-4, / FFV / PRISM / IDC RED | EA | PART           | <input type="checkbox"/>                                   |
|     | 620711505   |           | 2612706        | Cornelius | LUBE SYNTHETIC GREASE PACK 1CC     |  | EA | OTHER          | <input checked="" type="checkbox"/> Non-Stocked, Lead Time |
|    | 620711710   |           | 1045051        | Cornelius | SOCKET, LAMP                       | FOR PINNACLE 2-4                       | EA | PART           | <input checked="" type="checkbox"/> Non-Stocked, Lead Time |
|    | 620711912   |           | 2588945        | Cornelius | INSULATION, DRIP TRAY              | FOR IDC215 / IDC255                    | EA | PART           | <input checked="" type="checkbox"/> Non-Stocked, Lead Time |
|    | 620711913   |           | 1029921        | Cornelius | INSULATION BLOCK, LEFT-HAND        | (PART OF THE WATER MANIFOLD ASSEMBLY)  | EA | PART           | <input checked="" type="checkbox"/> Non-Stocked, Lead Time |
|   | 620711914   |           | 1029922        | Cornelius | INSULATION BLOCK, RIGHT-HAND       | (PART OF THE WATER MANIFOLD ASSEMBLY)  | EA | PART           | <input checked="" type="checkbox"/> Non-Stocked, Lead Time |
|  | 620711941   |           | 2616758        | Cornelius | INSULATION, FOAM, DRIP TRAY        |  | EA | PART           | <input checked="" type="checkbox"/> Non-Stocked, Lead Time |
|  | 620711950   |           | 2613942        | Cornelius | INSULATOR, WIRE JOINT, JAMBA/NYLON | FOR QUEST (?)                          | EA | PART           | <input checked="" type="checkbox"/> Non-Stocked, Lead Time |
|  | 620711961   |           | 2615885        | Cornelius | SPLASH PANEL INSULATION            | FOR IDC255 PFG                         | EA | PART           | <input checked="" type="checkbox"/> Non-Stocked, Lead Time |




| Picture   | Vendor Item  | GIS Item  | Alternate Item | Vendor    | Item Description 01                  | Item Description 02     | UM | Classification | NS                                  |                        |
|---|--------------|-----------|----------------|-----------|--------------------------------------|-------------------------|----|----------------|-------------------------------------|------------------------|
|    | 620711962    |           | 2583827        | Cornelius | INSULATION TFI MANIFOLD              | FOR IDC255 PFG / IDC255 | EA | PART           | <input checked="" type="checkbox"/> | Non-Stocked, Lead Time |
|    | 620712010-EA |           | 1049237        | Cornelius | GROMMET, RUBBER (EA)                 | FOR UNIVERSAL 750       | EA | PART           | <input checked="" type="checkbox"/> | Non-Stocked, Lead Time |
|     | 620712010-PK |           | 2619258        | Cornelius | GROMMET, RUBBER, 25-PACK             | FOR UNIVERSAL 750       | EA | PART           | <input checked="" type="checkbox"/> | Non-Stocked, Lead Time |
|    | 620712017    |           | 2612106        | Cornelius | GROMMET                              |                         | EA | PART           | <input checked="" type="checkbox"/> | Non-Stocked, Lead Time |
|    | 620715715    |           | 2612115        | Cornelius | VALVE BODY, GRAPPA, BLACK, UT408     |                         | EA | PART           | <input checked="" type="checkbox"/> | Non-Stocked, Lead Time |
|    | 620715729    |           | 2612121        | Cornelius | VALVE BODY, GRAPPA, NATURAL          | GRILAMID LV-43H         | EA | PART           | <input checked="" type="checkbox"/> | Non-Stocked, Lead Time |
|   | 620715734    | 620715734 | 2512157        | Cornelius | BODY, FLOW CONTROL 1.5-3 OZ/SEC      | FOR SFV1 VALVE          | EA | PART           | <input type="checkbox"/>            |                        |
|   | 620715735    | 620715735 | 1059923        | Cornelius | BODY BEATER                          | FOR VIPER E2-3-4        | EA | PART           | <input type="checkbox"/>            |                        |
|   | 620715816    |           | 2537564        | Cornelius | NOZZLE ASSEMBLY, BRAND, MULTI-FLAVOR | FOR MULTIFLAVOR VALVE   | EA | PART           | <input checked="" type="checkbox"/> | Non-Stocked, Lead Time |
|  | 620715821    |           | 1037509        | Cornelius | NOZZLE, INNER, FLAVOR BLAST          | FOR EDXXX FLAVOR BLAST  | EA | PART           | <input checked="" type="checkbox"/> | Non-Stocked, Lead Time |











| Picture   | Vendor Item | GIS Item  | Alternate Item | Vendor    | Item Description 01                          | Item Description 02                | UM | Classification   | NS                                  |                           |
|---|-------------|-----------|----------------|-----------|--|------------------------------------|----|------------------|-------------------------------------|---------------------------|
|    | 620715833   |           | 1043676        | Cornelius | INNER NOZZLE                                 | FOR FLAVOR BLAST TOWER             | EA | PART             | <input checked="" type="checkbox"/> | Non-Stocked,<br>Lead Time |
|     | 620715835   | 620715835 | 1047341        | Cornelius | NOZZLE STATIC MIXER ASSEMBLY                 | FOR QUEST E2-4                     | EA | PART             | <input type="checkbox"/>            |                           |
|    | 620715845   |           | 1058290        | Cornelius | NOZZLE, GRAPPA, SPLITTER, CLEAR, 1 PIECE     | FOR FLAVORFUSION / FLAVOR OVERLOAD | EA | PART             | <input checked="" type="checkbox"/> | Non-Stocked,<br>Lead Time |
|    | 620715921   |           | 2615891        | Cornelius | PIN, SPRING, 094Dia x 625 Long 18-8 SS       |                                    | EA | Hardware         | <input checked="" type="checkbox"/> | Non-Stocked,<br>Lead Time |
|    | 620715925   |           | 2516737        | Cornelius | SPRING, SOLENOID PLUNGER RETURN              | FOR PINNACLE 2-4                   | EA | PART             | <input checked="" type="checkbox"/> | Non-Stocked,<br>Lead Time |
|     | 620716106   |           | 1048799        | Cornelius | BEZEL PANEL, FRONT, GENERIC                  | FOR FLAVORFUSION / FLAVOR OVERLOAD | EA | PART             | <input checked="" type="checkbox"/> | Non-Stocked,<br>Lead Time |
|     | 620716113   | 620716113 | 1044417        | Cornelius | BEZEL PANEL, FRONT, NO BONUS                 | FOR FLAVORFUSION / FLAVOR OVERLOAD | EA | PART             | <input type="checkbox"/>            |                           |
|  | 620716316   | 620716316 | 1041566        | Cornelius | O-RING, LARGE, DIFFUSER 1864ID 070CS 65-70DO | FOR FLAVORFUSION / IDC PRO / FLV   | EA | O-Ring           | <input type="checkbox"/>            |                           |
|  | 620716317   | 620716317 | 1042091        | Cornelius | O-RING, NOZZLE, 2050ID 103CS 65-70EPDM       | FOR FLAVORFUSION / IDC PRO / FLV   | EA | PART             | <input type="checkbox"/>            |                           |
|  | 620716343   | 620716343 | 2513450        | Cornelius | FITTING, ORIFICE, SS, .30 ID                 | FOR VIPER E2-3-4                   | EA | Fitting, General | <input type="checkbox"/>            |                           |








| Picture   | Vendor Item | GIS Item  | Alternate Item | Vendor    | Item Description 01                               | Item Description 02                      | UM | Classification | NS                                  |                           |
|---|-------------|-----------|----------------|-----------|---|--|----|----------------|-------------------------------------|---------------------------|
|     | 620716505   |           | 1033240        | Cornelius | CUP GASKET,<br>SUPER SEAL                         | FOR ABS (?)                              | EA | PART           | <input checked="" type="checkbox"/> | Non-Stocked,<br>Lead Time |
|     | 620716512   |           | 2583106        | Cornelius | CUP REST  | FOR FLAVOR BLAST<br>TOWER                | EA | Cup Rest       | <input checked="" type="checkbox"/> | Non-Stocked,<br>Lead Time |
|     | 620716516   |           | 1059912        | Cornelius | CUP REST  | FOR VIPER E2                             | EA | Cup Rest       | <input checked="" type="checkbox"/> | Non-Stocked,<br>Lead Time |
|    | 620716605   |           | 1035059        | Cornelius | SHAFT, SUPER SEAL<br>(COUPLING DRIVE<br>CONVEYOR) | FOR ABS 1.0                              | EA | PART           | <input checked="" type="checkbox"/> | Non-Stocked,<br>Lead Time |
|     | 620716708   | 620716708 | 1041870        | Cornelius | VALVE REMOVAL<br>TOOL                             | FOR<br>FLAVORFUSION /<br>FLAVOR OVERLOAD | EA | TOOL           | <input type="checkbox"/>            |                           |
|    | 620716709   |           | 2618821        | Cornelius | ALLEN WRENCH<br>TOOL, 5/32"                       |  | EA | TOOL           | <input checked="" type="checkbox"/> | Non-Stocked,<br>Lead Time |
|   | 620716907   |           | 2537419        | Cornelius | STAND-OFF, 6-32<br>THREADED                       | FOR<br>FLAVORFUSION /<br>FLAVOR OVERLOAD | EA | Hardware       | <input checked="" type="checkbox"/> | Non-Stocked,<br>Lead Time |
|  | 620716915   |           | 2561881        | Cornelius | STAND-OFF, HEX,<br>10-32 x 1/2                    |  | EA | Hardware       | <input checked="" type="checkbox"/> | Non-Stocked,<br>Lead Time |
|   | 620717212   |           | 1041867        | Cornelius | CAPACITOR MOUNT                                   | FOR<br>FLAVORFUSION /<br>IDC2XX          | EA | PART           | <input checked="" type="checkbox"/> | Non-Stocked,<br>Lead Time |
|   | 620717214   |           | 2545983        | Cornelius | RECEPTACLE,<br>MOUNT, PANEL                       | FOR IDC215 /<br>IDC255                   | EA | PART           | <input checked="" type="checkbox"/> | Non-Stocked,<br>Lead Time |



| Picture   | Vendor Item | GIS Item | Alternate Item | Vendor    | Item Description 01                               | Item Description 02                      | UM | Classification   | NS                                  |                           |
|---|-------------|----------|----------------|-----------|---|--|----|------------------|-------------------------------------|---------------------------|
|    | 620717750   |          | 1053042        | Cornelius | TUBING, FORMED,<br>3/8" ID x 4-5 / 8 x 5-<br>5/8" |  | EA | PART             | <input checked="" type="checkbox"/> | Non-Stocked,<br>Lead Time |
|    | 620717751   |          | 1053043        | Cornelius | TUBING, FORMED,<br>3/8" ID x 5-5 / 8 x 7-<br>3/4" |  | EA | PART             | <input checked="" type="checkbox"/> | Non-Stocked,<br>Lead Time |
|    | 620718101   |          | 1041454        | Cornelius | STRAINER, DRIP<br>TRAY DRAIN                      | FOR PR150BC                              | EA | PART             | <input checked="" type="checkbox"/> | Non-Stocked,<br>Lead Time |
|     | 620718401   |          | 2509073        | Cornelius | BULLET LATCH,<br>ICEMAKER<br>ADAPTER KIT          |  | EA | PART             | <input checked="" type="checkbox"/> | Non-Stocked,<br>Lead Time |
|    | 620718601   |          | 2523360        | Cornelius | CASTER, RIGID, 4"                                 |  | EA | Leg Set          | <input checked="" type="checkbox"/> | Non-Stocked,<br>Lead Time |
|    | 620718708   |          | 1045773        | Cornelius | CATCH, SNAP-IN                                    | FOR<br>FLAVORFUSION /<br>FLAVOR OVERLOAD | EA | PART             | <input checked="" type="checkbox"/> | Non-Stocked,<br>Lead Time |
|   | 620718918   |          | 2533305        | Cornelius | FITTING, T, JG, 3/8"<br>Tu (2) x 3/8" MPT         |  | EA | Fitting, General | <input checked="" type="checkbox"/> | Non-Stocked,<br>Lead Time |
|  | 620718932   |          | 1037944        | Cornelius | FITTING, 90<br>SWIVEL, 1/8" Bb X<br>1/4 FPT       | FOR EDXXX                                | EA | Fitting, General | <input checked="" type="checkbox"/> | Non-Stocked,<br>Lead Time |
|  | 620718953   |          | 2616946        | Cornelius | FITTING, MUFLER,<br>1/8" MPT, SINTERE             | FOR ABS 2.0                              | EA | Fitting, General | <input checked="" type="checkbox"/> | Non-Stocked,<br>Lead Time |
|  | 620718967   |          | 2615899        | Cornelius | FITTING, Y-<br>CONNECTOR, NON-<br>CARB            | TOTAL-FLEX. FOR<br>IDC215 / IDC255       | EA | Fitting, General | <input checked="" type="checkbox"/> | Non-Stocked,<br>Lead Time |











| Picture  | Vendor Item | GIS Item  | Alternate Item | Vendor    | Item Description 01                | Item Description 02                | UM | Classification | NS                                  |                        |
|--|-------------|-----------|----------------|-----------|------------------------------------|------------------------------------|----|----------------|-------------------------------------|------------------------|
|   | 620719118   |           | 2588438        | Cornelius | MAGNET, ICE, FULL SHROUD IPC       | FOR SPIRE 5.0                      | EA | PART           | <input checked="" type="checkbox"/> | Non-Stocked, Lead Time |
|    | 620719211   |           | 1065109        | Cornelius | DIFFUSER, FLAVOR CARD              | FOR VIPER E2                       | EA | PART           | <input checked="" type="checkbox"/> | Non-Stocked, Lead Time |
|    | 620719212   |           | 1065114        | Cornelius | DIFFUSER, MERCHANDISER, TALL       | FOR VIPER E2                       | EA | PART           | <input checked="" type="checkbox"/> | Non-Stocked, Lead Time |
|   | 620719358   |           | 1055582        | Cornelius | TUBE, SPLITTER, GRAPPA             | FOR FLAVORFUSION / FLAVOR OVERLOAD | EA | PART           | <input checked="" type="checkbox"/> | Non-Stocked, Lead Time |
|    | 620719401   | 620719401 | 1042097        | Cornelius | BUTTON BEZEL                       | FOR FLAVORFUSION / FLAVOR OVERLOAD | EA | PART           | <input type="checkbox"/>            |                        |
|    | 620719402   |           | 1045882        | Cornelius | BEZEL, RED, EZ123, BUTTON, BONUS   | (OPTIONAL). FOR FLAVORFUSION / FO  | EA | PART           | <input checked="" type="checkbox"/> | Non-Stocked, Lead Time |
|   | 620719405   |           | 1042096        | Cornelius | PUSH BUTTON, BRAND                 | FOR FLAVORFUSION                   | EA | PART           | <input checked="" type="checkbox"/> | Non-Stocked, Lead Time |
|    | 620719406   |           | 1044723        | Cornelius | PUSH BUTTON, BONUS (OPTIONAL)      | FOR FLAVORFUSION                   | EA | PART           | <input checked="" type="checkbox"/> | Non-Stocked, Lead Time |
|  | 620719709   |           | 1045897        | Cornelius | SHANK ASSEMBLY, 3", 1/4" Bb 90 A&W |                                    | EA | PART           | <input checked="" type="checkbox"/> | Non-Stocked, Lead Time |
|   | 620720578   |           | 2539109        | Cornelius | SCREW, SHOULDER, 1/4-20 SOCKET     |                                    | EA | Hardware       | <input checked="" type="checkbox"/> | Non-Stocked, Lead Time |











| Picture   | Vendor Item | GIS Item  | Alternate Item | Vendor    | Item Description 01                              | Item Description 02                 | UM | Classification   | NS                                  |                           |
|---|-------------|-----------|----------------|-----------|--|-------------------------------------|----|------------------|-------------------------------------|---------------------------|
|    | 620720587   |           | 1041888        | Cornelius | SCREW,<br>SHOULDER, # 8-32,<br>PHILIPS HEAD, SS  | FOR<br>FLAVORFUSION /<br>ABS 2.0    | EA | Hardware         | <input checked="" type="checkbox"/> | Non-Stocked,<br>Lead Time |
|    | 620720590   |           | 1041883        | Cornelius | SELF-LOCKING<br>SOCKET HEAD CAP<br>SCREW         | 1/4-20, 1" LONG,<br>STAINLESS STEEL | EA | Hardware         | <input checked="" type="checkbox"/> | Non-Stocked,<br>Lead Time |
|    | 620720593   |           | 2512159        | Cornelius | SCREW, FHTD 10 X<br>7/8 TYPE B                   | FOR SFV1 VALVE                      | EA | Hardware         | <input checked="" type="checkbox"/> | Non-Stocked,<br>Lead Time |
|     | 620720627   |           | 2536355        | Cornelius | FITTING, T-BARBED<br>(3), DRAIN<br>DISPENSER     | FOR ABS (?)                         | EA | Fitting, General | <input checked="" type="checkbox"/> | Non-Stocked,<br>Lead Time |
|    | 620720630   |           | 1043791        | Cornelius | FITTING, 1/4" TUBE<br>X 1/8" MPT, SWIVEL         | FOR IDC255 PFG /<br>ABS 2.0         | EA | PART             | <input checked="" type="checkbox"/> | Non-Stocked,<br>Lead Time |
|     | 620720658   |           | 1067365        | Cornelius | FITTING, L, 90-<br>DEG, PL, 3/8" X<br>1/2" Bb    | 2 PACK FLOJET.<br>FOR VIPER E2-3-4  | EA | Fitting, General | <input checked="" type="checkbox"/> | Non-Stocked,<br>Lead Time |
|   | 620720659   | 620720659 | 1067343        | Cornelius | FITTING, A, 1/4" Bb,<br>SCHRADER                 |                                     | EA | Fitting, General | <input type="checkbox"/>            |                           |
|   | 620720662   |           | 1067342        | Cornelius | FITTING, U-BEND,<br>SS, 1/4" X 1/4" FL           | FOR VIPER E2-3-4                    | EA | Fitting, General | <input checked="" type="checkbox"/> | Non-Stocked,<br>Lead Time |
|  | 620720663   | 620720663 | 2504824        | Cornelius | FITTING, L, 90 DEG,<br>3/8" Tb X 1/4" Bb         | FOR VIPER E2-3-4                    | EA | Fitting, General | <input type="checkbox"/>            |                           |
|  | 620720672   |           | 1001729        | Cornelius | FITTING, L, BR,<br>PUMP BRASS 1/4"<br>Bb CO2 Gas | FLOJET. FOR VIPER<br>E2-3-4         | EA | Fitting, General | <input checked="" type="checkbox"/> | Non-Stocked,<br>Lead Time |

| Picture   | Vendor Item | GIS Item | Alternate Item | Vendor    | Item Description 01                    | Item Description 02        | UM | Classification   | NS                                  |                        |
|---|-------------|----------|----------------|-----------|--|----------------------------|----|------------------|-------------------------------------|------------------------|
|    | 620720673   |          | 1067364        | Cornelius | FITTING, A, SS, Port X 3/8" Bb, FLOJET | FOR VIPER E2-3-4           | EA | Fitting, General | <input checked="" type="checkbox"/> | Non-Stocked, Lead Time |
|     | 620720722   |          | 2536354        | Cornelius | TUBE, VINYL, BLACK, .875 x 1.125       |                            | EA | PART             | <input checked="" type="checkbox"/> | Non-Stocked, Lead Time |
|     | 620720766   |          | 2614924        | Cornelius | TUBING, POLY, 5/32" ID x 1/4" OD       | CLEAR RED, 100 FT          | FT | Tubing, Beverage | <input checked="" type="checkbox"/> | Non-Stocked, Lead Time |
|    | 620720805   |          | 1051854        | Cornelius | SCREW, MACHINE, M3 PaPh 06 316 SS      | FOR ABS 1.0                | EA | Hardware         | <input checked="" type="checkbox"/> | Non-Stocked, Lead Time |
|    | 620720806   |          | 1048096        | Cornelius | SCREW, FLOW ADJUSTMENT                 | FOR SFV1 VALVE             | EA | PART             | <input checked="" type="checkbox"/> | Non-Stocked, Lead Time |
|    | 620720812   |          | 2622986        | Cornelius | SCREW, FLOW ADJUSTMENT                 |                            | EA | PART             | <input checked="" type="checkbox"/> | Non-Stocked, Lead Time |
|   | 620720818   |          | 2619400        | Cornelius | SCREW, 4-40 x 3/8"                     |                            | EA | Hardware         | <input checked="" type="checkbox"/> | Non-Stocked, Lead Time |
|  | 620720826   |          | 2611480        | Cornelius | SCREW, SET, 8-32 x 12                  |                            | EA | Hardware         | <input checked="" type="checkbox"/> | Non-Stocked, Lead Time |
|  | 620720833   |          | 2560206        | Cornelius | SCREW, CAPACITOR BRACKET               |                            | EA | Hardware         | <input checked="" type="checkbox"/> | Non-Stocked, Lead Time |
|  | 620720840   |          | 2504234        | Cornelius | SCREW, 10-32 PHSS                      | FOR VIPER E2-3-4 / ABS 2.0 | EA | Hardware         | <input checked="" type="checkbox"/> | Non-Stocked, Lead Time |






| Picture  | Vendor Item | GIS Item  | Alternate Item | Vendor    | Item Description 01                | Item Description 02                    | UM | Classification | NS                                  |                        |
|--|-------------|-----------|----------------|-----------|------------------------------------|--|----|----------------|-------------------------------------|------------------------|
|    | 620806722   |           | 2617573        | Cornelius | POST, CORNER, FRONT                | FOR ED1XX                              | EA | PART           | <input checked="" type="checkbox"/> | Non-Stocked, Lead Time |
|    | 620903701   | 620903701 | 1008180        | Cornelius | PEPSI GRAPHIC                      | FOR ED150 / ED175                      | EA | Graphic        | <input type="checkbox"/>            |                        |
|    | 620903703   | 620903703 | 1002970        | Cornelius | GRAPHIC, GENERIC                   | FOR ED175                              | EA | Graphic        | <input type="checkbox"/>            |                        |
|    | 620906404   |           | 1014112        | Cornelius | LABEL, TEXT = "ICE"                | FOR UCXXX / PR150BC                    | EA | Label          | <input checked="" type="checkbox"/> | Non-Stocked, Lead Time |
|    | 620907303   |           | 1003442        | Cornelius | GRAPHIC, GENERIC, DOM              | FOR ED300                              | EA | Graphic        | <input checked="" type="checkbox"/> | Non-Stocked, Lead Time |
|    | 620913803   |           | 1009553        | Cornelius | TAG, ICE GATE ADJUSTMENT           | FOR DF-ED1XX/2XX/300/FF/FO/IDC215/ PRO | EA | PART           | <input checked="" type="checkbox"/> | Non-Stocked, Lead Time |
|   | 620917903   |           | 2614236        | Cornelius | MANUAL, INSTALL, CONVERSION KIT    | DRIP TRAY, Z-STYLE, FOR ED1XX 8-VALVE  | EA | OTHER          | <input checked="" type="checkbox"/> | Non-Stocked, Lead Time |
|  | 620918801   |           | 2613427        | Cornelius | MANUAL, INSTALL DRAIN LINE SUPPORT |  | EA | OTHER          | <input checked="" type="checkbox"/> | Non-Stocked, Lead Time |
|  | 620919383   |           | 1014121        | Cornelius | LABEL, CAUTION MOVING PARTS CRUSH  | FOR ABS 1.0/2.0                        | EA | Label          | <input checked="" type="checkbox"/> | Non-Stocked, Lead Time |
|  | 620919534   |           | 2614087        | Cornelius | MANUAL, INSTALL AGITATOR TIMER KIT |  | EA | OTHER          | <input checked="" type="checkbox"/> | Non-Stocked, Lead Time |




| Picture  | Vendor Item | GIS Item  | Alternate Item | Vendor    | Item Description 01             | Item Description 02    | UM | Classification | NS                                  |
|--|-------------|-----------|----------------|-----------|---------------------------------|------------------------|----|----------------|-------------------------------------|
|    | 620919968   |           | 2616940        | Cornelius | LABEL, MARKER, CHILD, 43/SHEET  | FOR ABS 2.0            | EA | Label          | <input checked="" type="checkbox"/> |
| <b>Non-Stocked, Lead Time</b>  |             |           |                |           |                                 |                        |    |                |                                     |
|    | 620919969   |           | 2616941        | Cornelius | LABEL, MARKER, SMALL, 43/SHEET  | FOR ABS 2.0            | EA | Label          | <input checked="" type="checkbox"/> |
| <b>Non-Stocked, Lead Time</b>  |             |           |                |           |                                 |                        |    |                |                                     |
|    | 620919970   |           | 2616939        | Cornelius | LABEL, MARKER, MEDIUM, 43/SHEET | FOR ABS 2.0            | EA | Label          | <input checked="" type="checkbox"/> |
| <b>Non-Stocked, Lead Time</b>  |             |           |                |           |                                 |                        |    |                |                                     |
|    | 620920006   | 620920006 | 1016163        | Cornelius | GRAPHIC, GENERIC, DOM           | FOR MILLENNIUM II 4000 | EA | Graphic        | <input type="checkbox"/>            |
|  |             |           |                |           |                                 |                        |    |                |                                     |
|    | 620920064   |           | 1033317        | Cornelius | GRAPHICS, FLAVOR BLAST          | FOR ED150              | EA | Graphic        | <input checked="" type="checkbox"/> |
| <b>Non-Stocked, Lead Time</b>  |             |           |                |           |                                 |                        |    |                |                                     |
|    | 620920065   |           | 1033318        | Cornelius | GRAPHIC, FLAVOR BLAST           | FOR ED175              | EA | Graphic        | <input checked="" type="checkbox"/> |
| <b>Non-Stocked, Lead Time</b>  |             |           |                |           |                                 |                        |    |                |                                     |
|   | 620920066   | 620920066 | 1033319        | Cornelius | GRAPHIC, FLAVORBLAST            | FOR ED200              | EA | Graphic        | <input type="checkbox"/>            |
|  |             |           |                |           |                                 |                        |    |                |                                     |
|  | 620920067   | 620920067 | 1033320        | Cornelius | GRAPHIC, FLAVORBLAST            | FOR ED250              | EA | Graphic        | <input type="checkbox"/>            |
|  |             |           |                |           |                                 |                        |    |                |                                     |
|  | 620920068   | 620920068 | 1033321        | Cornelius | GRAPHIC, FLAVORBLAST            | FOR ED300              | EA | Graphic        | <input type="checkbox"/>            |
|  |             |           |                |           |                                 |                        |    |                |                                     |
|  | 620920085   | 620920085 | 1041881        | Cornelius | GRAPHIC, FLAVORFUSION           | FOR FLAVORFUSION       | EA | Graphic        | <input type="checkbox"/>            |











| Picture  | Vendor Item | GIS Item  | Alternate Item | Vendor    | Item Description 01                   | Item Description 02                   | UM | Classification | NS                                  |                        |
|--|-------------|-----------|----------------|-----------|---------------------------------------|---------------------------------------|----|----------------|-------------------------------------|------------------------|
|    | 620920086   | 620920086 | 1042029        | Cornelius | GRAPHIC, PEPSI                        | FOR IDC255                            | EA | Graphic        | <input type="checkbox"/>            |                        |
|   | 620920206   |           | 1023101        | Cornelius | FLAVOR STRIP, ASSORTED # 5            | FOR MILLENNIUM II 4-6                 | EA | Flavor Strip   | <input checked="" type="checkbox"/> | Non-Stocked, Lead Time |
|   | 620920207   |           | 1023102        | Cornelius | FLAVOR STRIP, ASSORTED # 4            | FOR MILLENNIUM II 4-6                 | EA | Flavor Strip   | <input checked="" type="checkbox"/> | Non-Stocked, Lead Time |
|   | 620920208   |           | 1023103        | Cornelius | FLAVOR STRIP, ASSORTED # 3            | FOR MILLENNIUM II 4-6                 | EA | Flavor Strip   | <input checked="" type="checkbox"/> | Non-Stocked, Lead Time |
|    | 620920234   | 620920234 | 1023117        | Cornelius | FLAVOR STRIP, FRUIT PUNCH             | FOR MILLENNIUM II 4-6                 | EA | Flavor Strip   | <input type="checkbox"/>            |                        |
|    | 620920419   | 620920419 | 1057795        | Cornelius | INSERT, ICE WELDMONT ASSY             | FOR IDC PRO / FLAVORFUSION            | EA | PART           | <input type="checkbox"/>            |                        |
|   | 620920620   |           | 2505343        | Cornelius | LABEL, PLUMBING DIAGRAM               | FOR ED2XXBCH 10V w/ Flex 5-6 Non-Carb | EA | Label          | <input checked="" type="checkbox"/> | Non-Stocked, Lead Time |
|  | 620920623   |           | 2505346        | Cornelius | LABEL, PLUMBING DIAGRAM               | FOR ED150 w/ Flex # 4 Non-Carb        | EA | Label          | <input checked="" type="checkbox"/> | Non-Stocked, Lead Time |
|  | 620920662   |           | 2613747        | Cornelius | LABEL, DISPENSE TIMES FLAVOR SETTINGS |                                       | EA | Label          | <input checked="" type="checkbox"/> | Non-Stocked, Lead Time |
|  | 620920670   |           | 1042861        | Cornelius | LABEL, PLUMBING DIAGRAM               |                                       | EA | Label          | <input checked="" type="checkbox"/> | Non-Stocked, Lead Time |

| Picture  | Vendor Item | GIS Item  | Alternate Item | Vendor    | Item Description 01                     | Item Description 02          | UM | Classification | NS                                  |                        |
|--|-------------|-----------|----------------|-----------|---|------------------------------|----|----------------|-------------------------------------|------------------------|
|    | 620920955   |           | 1042620        | Cornelius | LABEL, ICE                              | FOR IDC215 / IDC255 (JORDON) | EA | Label          | <input checked="" type="checkbox"/> | Non-Stocked, Lead Time |
|    | 620920988   |           | 2618822        | Cornelius | LABEL, WARNING, MAX WEIGHT              | FOR ABS 1.0                  | EA | Label          | <input checked="" type="checkbox"/> | Non-Stocked, Lead Time |
|    | 620921016   |           | 1055925        | Cornelius | GRAPHIC, PEPSI                          | FOR IDC215                   | EA | Graphic        | <input checked="" type="checkbox"/> | Non-Stocked, Lead Time |
|    | 620921021   |           | 2537379        | Cornelius | GRAPHIC, FLAVOR OVERLOAD, NO BONUS FF   | FOR FLAVOR OVERLOAD          | EA | Graphic        | <input checked="" type="checkbox"/> | Non-Stocked, Lead Time |
|    | 620921032   | 620921032 | 1043712        | Cornelius | GRAPHIC, DR PEPPER, 16.60" X 11.40"     | DUAL BRAND CUPS. FOR ED150   | EA | Graphic        | <input type="checkbox"/>            |                        |
|    | 620921037   |           | 1043711        | Cornelius | GRAPHIC, DR. PEPPER, 19.29" x 11.08"    | DUAL BRAND CUPS. FOR ED175   | EA | Graphic        | <input checked="" type="checkbox"/> | Non-Stocked, Lead Time |
|   | 620921042   | 620921042 | 1043710        | Cornelius | GRAPHIC, DR. PEPPER, 24.79" X 11.08"    | DUAL BRAND CUPS. FOR ED200   | EA | Graphic        | <input type="checkbox"/>            |                        |
|  | 620921047   |           | 1043709        | Cornelius | GRAPHIC, DR. PEPPER, 24.79" x 15.08"    | DUAL BRAND CUPS. FOR ED250   | EA | Graphic        | <input checked="" type="checkbox"/> | Non-Stocked, Lead Time |
|  | 620921052   |           | 1043708        | Cornelius | GRAPHIC, DR. PEPPER, 38.98" x 11.06"    | DUAL BRAND CUPS. FOR ED300   | EA | Graphic        | <input checked="" type="checkbox"/> | Non-Stocked, Lead Time |
|  | 620921064   |           | 1047379        | Cornelius | GRAPHIC, DRINK, TARGET, 24.75" X 15.06" | FOR IDC215 / IDC255          | EA | Graphic        | <input checked="" type="checkbox"/> | Non-Stocked, Lead Time |



| Picture   | Vendor Item | GIS Item  | Alternate Item | Vendor    | Item Description 01                       | Item Description 02             | UM | Classification | NS                                  |                        |
|---|-------------|-----------|----------------|-----------|---|---------------------------------|----|----------------|-------------------------------------|------------------------|
|     | 620921072   |           | 1055927        | Cornelius | GRAPHIC, CHILL-DRINK-ENJOY                | FOR NGF255 TB                   | EA | Graphic        | <input checked="" type="checkbox"/> | Non-Stocked, Lead Time |
|     | 620921158   |           | 2512038        | Cornelius | LABEL, WARNING, BACK FLOW                 | FOR IDC PRO / IDC2XX            | EA | Label          | <input checked="" type="checkbox"/> | Non-Stocked, Lead Time |
|     | 620921178   |           | 2504764        | Cornelius | LABEL, PLUMBING, REMAN, ED175/2XX 8-Valve | 3+1+1+3, Ambient to Intellicarb | EA | Label          | <input checked="" type="checkbox"/> | Non-Stocked, Lead Time |
|     | 620921180   |           | 2504766        | Cornelius | LABEL, PLUMBING, REMAN, ED2XX 10-VALVE    | 4+2+4, Ambient to Intellicarb   | EA | Label          | <input checked="" type="checkbox"/> | Non-Stocked, Lead Time |
|    | 620921308   | 620921308 | 1035185        | Cornelius | DECAL, VANILLA, FLAVOR BLAST              | FOR EDXXX-FB                    | EA | Decal          | <input type="checkbox"/>            |                        |
|    | 620921309   | 620921309 | 1035189        | Cornelius | DECAL, CHERRY, FLAVOR BLAST               | FOR EDXXX-FB                    | EA | Decal          | <input type="checkbox"/>            |                        |
|   | 620921310   |           | 1035186        | Cornelius | DECAL, LEMON, FLAVOR BLAST                | FOR EDXXX-FB                    | EA | Decal          | <input checked="" type="checkbox"/> | Non-Stocked, Lead Time |
|  | 620921311   | 620921311 | 1035187        | Cornelius | DECAL, LIME, FLAVOR BLAST                 | FOR EDXXX-FB                    | EA | Decal          | <input type="checkbox"/>            |                        |
|  | 620921312   |           | 1035188        | Cornelius | DECAL, BLANK, FLAVOR BLAST                | FOR EDXXX-FB                    | EA | Decal          | <input checked="" type="checkbox"/> | Non-Stocked, Lead Time |
|  | 620921313   |           | 1035190        | Cornelius | DECAL, CHOCOLATE, FLAVOR BLAST            | FOR EDXXX-FB                    | EA | Decal          | <input checked="" type="checkbox"/> | Non-Stocked, Lead Time |

| Picture   | Vendor Item | GIS Item  | Alternate Item | Vendor    | Item Description 01                   | Item Description 02                | UM | Classification | NS                                  |                        |
|---|-------------|-----------|----------------|-----------|---------------------------------------|------------------------------------|----|----------------|-------------------------------------|------------------------|
|    | 620921314   |           | 1035191        | Cornelius | DECAL, RASPBERRY, FLAVOR BLAST        | FOR EDXXX-FB                       | EA | Decal          | <input checked="" type="checkbox"/> | Non-Stocked, Lead Time |
|    | 620921318   |           | 1035193        | Cornelius | DECAL, BLUE RASPBERRY, FLAVOR BLAST   | FOR EDXXX-FB                       | EA | Decal          | <input checked="" type="checkbox"/> | Non-Stocked, Lead Time |
|    | 620921322   |           | 1035194        | Cornelius | DECAL, STRAWBERRY, FLAVOR BLAST       | FOR EDXXX-FB                       | EA | Decal          | <input checked="" type="checkbox"/> | Non-Stocked, Lead Time |
|    | 620921329   |           | 1037752        | Cornelius | DECAL, SOBE DIET CRANBERRY GRAPEFRUIT | (LEAN), UF1/SF1, FRONT DOM         | EA | Decal          | <input checked="" type="checkbox"/> | Non-Stocked, Lead Time |
|    | 620921334   |           | 1043399        | Cornelius | DECAL, POWERADE MOUNTAIN BERRY BLAST  | UF1/SF1, FRONT DOM                 | EA | Decal          | <input checked="" type="checkbox"/> | Non-Stocked, Lead Time |
|    | 620921335   |           | 2616585        | Cornelius | DECAL, TROPICANA FRUIT PUNCH          | UF1/SF1, FRONT DOM                 | EA | Decal          | <input checked="" type="checkbox"/> | Non-Stocked, Lead Time |
|   | 620921337   | 620921337 | 1041450        | Cornelius | DECAL SET, GENERIC                    | FOR FLAVORFUSION / FLAVOR OVERLOAD | EA | Decal          | <input type="checkbox"/>            |                        |
|  | 620921342   |           | 1042796        | Cornelius | DECAL, TROPICANA PINK LEMONADE        | UF1/SF1, FRONT DOM                 | EA | Decal          | <input checked="" type="checkbox"/> | Non-Stocked, Lead Time |
|  | 620921344   |           | 1041211        | Cornelius | DECAL, TROPICANA TWISTER ORANGE SODA  | UF1/SF1, FRONT DOM                 | EA | Decal          | <input checked="" type="checkbox"/> | Non-Stocked, Lead Time |
|  | 620921346   |           | 1042373        | Cornelius | DECAL, TROPICANA LEMONADE             | UF1/SF1, FRONT DOM                 | EA | Decal          | <input checked="" type="checkbox"/> | Non-Stocked, Lead Time |

| Picture  | Vendor Item | GIS Item  | Alternate Item | Vendor    | Item Description 01                      | Item Description 02                | UM | Classification | NS                                  |                        |
|--|-------------|-----------|----------------|-----------|--|------------------------------------|----|----------------|-------------------------------------|------------------------|
|    | 620921350   |           | 2540338        | Cornelius | DECAL, TROPICANA FRUIT PUNCH             | UF1/SF1, FRONT DOM                 | EA | Decal          | <input checked="" type="checkbox"/> | Non-Stocked, Lead Time |
|   | 620921358   | 620921358 | 1041449        | Cornelius | DECAL SET, PEPSI                         | FOR FLAVORFUSION / FLAVOR OVERLOAD | EA | Decal          | <input type="checkbox"/>            |                        |
|   | 620921359   | 620921359 | 1041448        | Cornelius | DECAL SET, COCA-COLA                     | FOR FLAVORFUSION / FLAVOR OVERLOAD | EA | Decal          | <input type="checkbox"/>            |                        |
|    | 620926958   |           | 1054412        | Cornelius | DECAL, ENERGY, FLAVOR BLAST              | FOR EDXXX-FB                       | EA | Decal          | <input checked="" type="checkbox"/> | Non-Stocked, Lead Time |
|    | 620928781   |           | 1059925        | Cornelius | GRAPHIC, BOARD, CONTROL BARREL STATUS    | FOR VIPER E2-3-4                   | EA | PART           | <input checked="" type="checkbox"/> | Non-Stocked, Lead Time |
|    | 621323652   | 621323652 | 1047183        | Cornelius | ICE CHUTE KIT, LEVER ACTIVATED           | FOR FLAVOR OVERLOAD / IDC255       | EA | PART           | <input type="checkbox"/>            |                        |
|   | 6257        |           | 1042085        | Cornelius | EVAPORATOR / DOME                        | FOR J15                            | EA | PART           | <input checked="" type="checkbox"/> | Non-Stocked, Lead Time |
|  | 629080102   | 629080101 | 1010587        | Cornelius | DRAINLESS KIT                            | FOR ED150                          | EA | PART           | <input type="checkbox"/>            |                        |
|  | 629080104   | 629080103 | 1003939        | Cornelius | KIT, SINK Z-STYLE                        | FOR DF-ED2XX                       | EA | Drip Tray      | <input type="checkbox"/>            |                        |
|  | 629080202   |           | 1001421        | Cornelius | PANEL, SPLASH, LOWER, Z-STYLE, INSULATED | FOR DF150                          | EA | Splash Panel   | <input checked="" type="checkbox"/> | Non-Stocked, Lead Time |

| Picture  | Vendor Item | GIS Item  | Alternate Item | Vendor    | Item Description 01               | Item Description 02                 | UM | Classification | NS                                  |
|--|-------------|-----------|----------------|-----------|-----------------------------------|-------------------------------------|----|----------------|-------------------------------------|
|    | 629080204   | 629080204 | 1010501        | Cornelius | LOWER PANEL Z-STYLE, INSULATED    | FOR DF200 / DF250                   | EA | Splash Panel   | <input type="checkbox"/>            |
|    | 629080206   | 629080206 | 1010460        | Cornelius | PANEL, SPLASH, INSULATED          | FOR ED-DF150                        | EA | Splash Panel   | <input type="checkbox"/>            |
|    | 629080208   | 629080208 | 1012418        | Cornelius | PANEL, LOWER, INSULATED           | FOR UNIT W/ DRIP TRAY. FOR DF-ED2XX | EA | Splash Panel   | <input type="checkbox"/>            |
|    | 629080209   | 629080209 | 1005474        | Cornelius | PANEL, SPLASH, INSULATED          | FOR ED300                           | EA | Splash Panel   | <input type="checkbox"/>            |
|    | 629080211   |           | 1014127        | Cornelius | PANEL ASSEMBLY, LOWER, INSULATED  | FOR ED300                           | EA | Splash Panel   | <input checked="" type="checkbox"/> |
|    | 629080213   |           | 1005553        | Cornelius | PANEL ASSEMBLY, LOWER, INSULATED  | FOR ED-DF150-08 and ED175-08 VALVE  | EA | PART           | <input checked="" type="checkbox"/> |
|   | 629080214   |           | 1014128        | Cornelius | PANEL ASSEMBLY, BOTTOM, INSULATED | FOR ED-DF2XX                        | EA | PART           | <input checked="" type="checkbox"/> |
|  | 629080303   |           | 1008389        | Cornelius | KIT, Z-STYLE TO SINK, BLACK       | FOR DF-ED2XX                        | EA | Drip Tray      | <input checked="" type="checkbox"/> |
|  | 629080304   |           | 1010539        | Cornelius | KIT, Z-STYLE TO SINK, GRAY        | FOR DF-ED2XX / CARMA 250            | EA | Drip Tray      | <input checked="" type="checkbox"/> |
|  | 629080402   | 629080402 | 1006105        | Cornelius | KIT, Z-STYLE                      | FOR ED300                           | EA | Splash Panel   | <input type="checkbox"/>            |











Non-Stocked, Lead Time




Non-Stocked, Lead Time

Non-Stocked, Lead Time

Non-Stocked, Lead Time











Non-Stocked, Lead Time











| Picture  | Vendor Item | GIS Item  | Alternate Item | Vendor    | Item Description 01                     | Item Description 02      | UM | Classification        | NS                                  |                        |
|--|-------------|-----------|----------------|-----------|---|--------------------------|----|-----------------------|-------------------------------------|------------------------|
|    | 629080403   |           | 1009956        | Cornelius | KIT, Z-STYLE TO SINK, GRAY              | FOR ED300                | EA | Drip Tray             | <input checked="" type="checkbox"/> | Non-Stocked, Lead Time |
|    | 629080601   | 629080601 | 1006353        | Cornelius | ICEMAKER KIT, DF/ED200 W/ 22" HOSHIZAKI | STAINLESS STEEL, ADAPTER | EA | Adapter Kit, Icemaker | <input type="checkbox"/>            |                        |
|    | 629081101   |           | 1001457        | Cornelius | DRIP TRAY AND CUP REST KIT, BLACK       | FOR ED300                | EA | Drip Tray             | <input checked="" type="checkbox"/> | Non-Stocked, Lead Time |
|    | 629081102   |           | 1009722        | Cornelius | DRIP TRAY AND CUP REST KIT, GRAY        | FOR ED300                | EA | Drip Tray             | <input checked="" type="checkbox"/> | Non-Stocked, Lead Time |
|    | 629082301   | 629082301 | 1004398        | Cornelius | ED200 DUAL MERCH KIT (NO GRAPHIC)       | FOR ED200                | EA | Merchandiser          | <input type="checkbox"/>            |                        |
|    | 629082302   | 629082302 | 1004393        | Cornelius | ED250 DUAL MERCH KIT (NO GRAPHIC)       | FOR ED250                | EA | Merchandiser          | <input type="checkbox"/>            |                        |
|   | 629082404   |           | 1008490        | Cornelius | PANEL AND LID HOLDER KIT                | FOR ED-DF250             | EA | Merchandiser          | <input checked="" type="checkbox"/> | Non-Stocked, Lead Time |
|  | 629082405   |           | 1005188        | Cornelius | PANEL AND LID HOLDER KIT                | FOR ED-DF150             | EA | Merchandiser          | <input checked="" type="checkbox"/> | Non-Stocked, Lead Time |
|  | 629083001   |           | 1004175        | Cornelius | ICEMAKER KIT, ED300 W/ CORCO I1230      |                          | EA | Adapter Kit, Icemaker | <input checked="" type="checkbox"/> | Non-Stocked, Lead Time |
|  | 629083101TE | 629083101 | 2592105        | Cornelius | ICEMAKER KIT, ED2XX W/ 30" MANITOWOC    | BLACK                    | EA | Adapter Kit, Icemaker | <input type="checkbox"/>            |                        |

| Picture  | Vendor Item    | GIS Item    | Alternate Item | Vendor    | Item Description 01                     | Item Description 02    | UM | Classification        | NS                                  |
|--|----------------|-------------|----------------|-----------|---|------------------------|----|-----------------------|-------------------------------------|
|    | 629083102TE    | 629083102   | 2592118        | Cornelius | ICEMAKER KIT, ED2XX W/ 30" MANITOWOC    | GRAY                   | EA | Adapter Kit, Icemaker | <input type="checkbox"/>            |
|    | 629083103TE    | 629083103TE | 2593831        | Cornelius | ICEMAKER KIT, DF2XX W/ 30" CUBER        | GRAY                   | EA | Adapter Kit, Icemaker | <input type="checkbox"/>            |
|    | 629083202TE    | 629083202   | 2598607        | Cornelius | ICEMAKER KIT, ED150 W/ 22" MANITOWOC    | GRAY                   | EA | Adapter Kit, Icemaker | <input type="checkbox"/>            |
|    | 629083204TE    | 629083204   | 2598928        | Cornelius | ICEMAKER KIT, ED150 W/ 22" MANITOWOC    | BLACK                  | EA | Adapter Kit, Icemaker | <input type="checkbox"/>            |
|    | 629083301Q0568 |             | 1010570        | Cornelius | ICEMAKER KIT, SS, ED300 W/ 30" HOSIZAKI | ICEMAKER               | EA | Adapter Kit, Icemaker | <input checked="" type="checkbox"/> |
|    | 629083701TE    | 629083701   | 2618619        | Cornelius | ICEMAKER KIT, BLACK, ED150 W/ 14" WCC   |                        | EA | Adapter Kit, Icemaker | <input type="checkbox"/>            |
|   | 629083801TE    | 629083801   | 2592106        | Cornelius | ICEMAKER KIT, ED2XX W/ 21" GEM/ 14" WCC | BLACK, ADAPTER         | EA | Adapter Kit, Icemaker | <input type="checkbox"/>            |
|  | 629083802TE    | 629083802   | 2592116        | Cornelius | ICEMAKER KIT, ED2XX W/ 14" WCC500/700   | GRAY, ADAPTER          | EA | Adapter Kit, Icemaker | <input type="checkbox"/>            |
|  | 629083803TE    | 629083803   | 2595189        | Cornelius | ICEMAKER KIT, DF2XX W/ 14" GEM/WCC      | NUGGET ICEMAKERS, GRAY | EA | Adapter Kit, Icemaker | <input type="checkbox"/>            |
|  | 629084001      |             | 1006181        | Cornelius | ICEMAKER KIT, ED1/15 W/ 22" MULT, BLACK |                        | EA | Adapter Kit, Icemaker | <input checked="" type="checkbox"/> |









Non-Stocked, Lead Time

Non-Stocked, Lead Time

| Picture  | Vendor Item | GIS Item  | Alternate Item | Vendor    | Item Description 01                      | Item Description 02                 | UM | Classification        | NS                                  |                        |
|--|-------------|-----------|----------------|-----------|--|-------------------------------------|----|-----------------------|-------------------------------------|------------------------|
|    | 629084006   |           | 1003806        | Cornelius | ICEMAKER KIT, DF2/25 W/ 22"" MULT, GRAY  |                                     | EA | Adapter Kit, Icemaker | <input checked="" type="checkbox"/> | Non-Stocked, Lead Time |
|    | 629086202   |           | 1001645        | Cornelius | CONVERSION KIT, DRIP TRAY TO Z-STYLE     |                                     | EA | PART                  | <input checked="" type="checkbox"/> | Non-Stocked, Lead Time |
|    | 629086203   |           | 1005599        | Cornelius | CONVERSION KIT, Z-STYLE TO DRIP TRAY     |                                     | EA | PART                  | <input checked="" type="checkbox"/> | Non-Stocked, Lead Time |
|    | 629086204   |           | 1001223        | Cornelius | CONVERSION KIT, DRIP TRAY TO Z-STYLE     |                                     | EA | PART                  | <input checked="" type="checkbox"/> | Non-Stocked, Lead Time |
|    | 629086601   | 629086601 | 1008323        | Cornelius | ED300 INTEGRATED MERCHANDISER            | INCLUDES GENERIC GRAPHIC. FOR ED300 | EA | Merchandiser          | <input type="checkbox"/>            |                        |
|    | 629086602   |           | 1014138        | Cornelius | MERCHANDISER KIT, INTERGRATED            | FOR DF-ED300                        | EA | Merchandiser          | <input checked="" type="checkbox"/> | Non-Stocked, Lead Time |
|   | 629087001   | 629087001 | 1006478        | Cornelius | ICEMAKER KIT, DF/ED2XX W/ 22" OR 30"     | HOSHIZAKI ICEMAKER, SS              | EA | Adapter Kit, Icemaker | <input type="checkbox"/>            |                        |
|  | 629087002   | 629087002 | 1008614        | Cornelius | ICEMAKER KIT, ED150-6 W/ 22" HOSHIZAKI   | SS                                  | EA | Adapter Kit, Icemaker | <input type="checkbox"/>            |                        |
|  | 629087004   | 629087004 | 1010844        | Cornelius | ICEMAKER KIT, ED300 W/ 22"/30" HOSHIZAKI | SS FILL LID                         | EA | Adapter Kit, Icemaker | <input type="checkbox"/>            |                        |
|  | 629087006   |           | 1009725        | Cornelius | CONVERSION KIT, Z-STYLE TO DRIP TRAY     | FOR ED175                           | EA | PART                  | <input checked="" type="checkbox"/> | Non-Stocked, Lead Time |

| Picture  | Vendor Item     | GIS Item       | Alternate Item | Vendor    | Item Description 01                    | Item Description 02                   | UM | Classification | NS                                  |                        |
|--|-----------------|----------------|----------------|-----------|--|---------------------------------------|----|----------------|-------------------------------------|------------------------|
|    | 629087008       |                | 1000311        | Cornelius | COLD PLATE DRAIN KIT                   | FOR ED-DF2XX                          | EA | PART           | <input checked="" type="checkbox"/> | Non-Stocked, Lead Time |
|    | 629087401       |                | 1008522        | Cornelius | DRAIN LINE SUPPORT KIT                 | FOR IP150                             | EA | PART           | <input checked="" type="checkbox"/> | Non-Stocked, Lead Time |
|    | 629087406       | 70970-EDLEGKIT | 1007727        | Cornelius | ED 4" LEG SET (4 LEGS)                 | FOR ED1XX / ED2XX / VIPER ELITE 2-3-4 | EA | Leg Set        | <input type="checkbox"/>            |                        |
|    | 629087412       |                | 1009219        | Cornelius | LEG KIT, 6" W/ 1.24" ADJUSTABLE        | FOR IP150 / PR150 BC                  | EA | Leg Set        | <input checked="" type="checkbox"/> | Non-Stocked, Lead Time |
|    | 629087448       | 31763          | 1016139        | Cornelius | TIMER-REPEAT CYCLE ADJUST              | FOR ED-DF1XX / ED2XX                  | EA | Control Board  | <input type="checkbox"/>            |                        |
|    | 629087448       | 629087448      | 1016139        | Cornelius | TIMER-REPEAT CYCLE ADJUST              | FOR ED-DF1XX / ED2XX                  | EA | Control Board  | <input type="checkbox"/>            |                        |
|   | 629087451       |                | 1029249        | Cornelius | AGITATOR TIMER KIT, RETROFIT, 220-240V | FOR DF-EDXXX                          | EA | PART           | <input checked="" type="checkbox"/> | Non-Stocked, Lead Time |
|  | 629087457       | 629087457      | 1010760        | Cornelius | PUMP AND MOTOR ASSY, INTELICARB        | W/ DOUBLE CHECK VALVE, 115V/60HZ      | EA | Motor          | <input type="checkbox"/>            |                        |
|  | 629087457Q4 469 |                | 2545653        | Cornelius | PUMP AND MOTOR ASSY, 115V              | DUNKIN DONUTS                         | EA | Motor          | <input checked="" type="checkbox"/> | Non-Stocked, Lead Time |
|  | 629087458       |                | 2533649        | Cornelius | PUMP AND MOTOR ASSY, INTELICARB, 230V  | FOR ED150/175 IC / CB1522/2323 IC     | EA | Motor          | <input checked="" type="checkbox"/> | Non-Stocked, Lead Time |



| Picture  | Vendor Item | GIS Item  | Alternate Item | Vendor    | Item Description 01                       | Item Description 02           | UM | Classification        | NS                                  |                        |
|--|-------------|-----------|----------------|-----------|---|-------------------------------|----|-----------------------|-------------------------------------|------------------------|
|    | 629087463   |           | 1023141        | Cornelius | ICEMAKER KIT, ED300 W/ 22" MANITOWOK      | IB S                          | EA | Adapter Kit, Icemaker | <input checked="" type="checkbox"/> | Non-Stocked, Lead Time |
|   | 629087486   |           | 1029234        | Cornelius | VENTED CHECK VALVE KIT (DROP-IN)          |                               | EA | PART                  | <input checked="" type="checkbox"/> | Non-Stocked, Lead Time |
|    | 629087488   |           | 1029335        | Cornelius | INSTALL KIT, 4 CASTERS                    | FOR ABS 1.0/2.0 / * SEE NOTES | EA | Leg Set               | <input checked="" type="checkbox"/> | Non-Stocked, Lead Time |
|    | 629087489   |           | 1029251        | Cornelius | MOTOR AND SUPER SEAL ASSEMBLY             | FOR IP150 / PR150 / UC150     | EA | Motor                 | <input checked="" type="checkbox"/> | Non-Stocked, Lead Time |
|    | 629087530   | 629087530 | 1032548        | Cornelius | DRIP TRAY KIT, EXTENDED, INSULATED, BLACK | FOR ED150                     | EA | Drip Tray             | <input type="checkbox"/>            |                        |
|    | 629087531   | 629087531 | 1030906        | Cornelius | DRIP TRAY KIT, EXTENDED, INSULATED, GRAY  | FOR DF-ED150                  | EA | Drip Tray             | <input type="checkbox"/>            |                        |
|   | 629087532   |           | 1032545        | Cornelius | DRIP TRAY KIT, EXTENDED, INSULATED, BLACK | FOR ED175                     | EA | Drip Tray             | <input checked="" type="checkbox"/> | Non-Stocked, Lead Time |
|  | 629087533   |           | 1032498        | Cornelius | DRIP TRAY KIT, EXTENDED, INSULATED, GRAY  | FOR DF-ED175                  | EA | Drip Tray             | <input checked="" type="checkbox"/> | Non-Stocked, Lead Time |
|  | 629087534   | 629087534 | 1032546        | Cornelius | DRIP TRAY KIT, EXTENDED, INSULATED, BLACK | FOR DF-ED2XX                  | EA | Drip Tray             | <input type="checkbox"/>            |                        |
|  | 629087535   | 629087535 | 1030905        | Cornelius | DRIP TRAY KIT, EXTENDED, INSULATED, GRAY  | FOR DF-ED2XX                  | EA | Drip Tray             | <input type="checkbox"/>            |                        |


| Picture  | Vendor Item | GIS Item  | Alternate Item | Vendor    | Item Description 01                        | Item Description 02           | UM | Classification        | NS                                  |
|--|-------------|-----------|----------------|-----------|--|-------------------------------|----|-----------------------|-------------------------------------|
|    | 629087536   | 629087536 | 1032547        | Cornelius | DRIP TRAY KIT, EXTENDED, INSULATED, BLACK, | FOR ED300                     | EA | Drip Tray             | <input type="checkbox"/>            |
|    | 629087538   | 629087538 | 1029762        | Cornelius | GRABBER PADS KIT                           | FOR ABS 1.0                   | EA | PART                  | <input type="checkbox"/>            |
|    | 629087539   |           | 1029763        | Cornelius | GRABBER ARMS KIT W/ PADS                   | FOR ABS 1.0                   | EA | PART                  | <input checked="" type="checkbox"/> |
|    | 629087544   |           | 2619690        | Cornelius | LOW CO2 INDICATOR LIGHT FIELD KIT          | DF/ED/IDC Progate             | EA | PART                  | <input checked="" type="checkbox"/> |
|    | 629087548   |           | 1030923        | Cornelius | LOCK AND KEY KIT                           | FOR MILLENNIUM II 4-6         | EA | PART                  | <input checked="" type="checkbox"/> |
|    | 629087552   | 629087552 | 1030044        | Cornelius | ED/DF150 MEDALLION CONVERSION KIT          | FOR ED-DF150                  | EA | Merchandiser          | <input type="checkbox"/>            |
|   | 629087553   | 629087553 | 1030045        | Cornelius | ED/DF200 MEDALLION CONVERSION KIT          | FOR DF-ED200                  | EA | Merchandiser          | <input type="checkbox"/>            |
|  | 629087554   | 629087554 | 1030046        | Cornelius | ED/DF250 MEDALLION CONVERSION KIT          | FOR DF-ED250                  | EA | Merchandiser          | <input type="checkbox"/>            |
|  | 629087564   | 560006058 | 629097196      | Cornelius | MAGNET, EMERSON DRIVE PINNACLE (OBS)       | * REPLACED BY OEM # 629097196 | EA | PART                  | <input type="checkbox"/>            |
|  | 629087570   |           | 1030845        | Cornelius | ICEMAKER KIT, ABS 150 MAN IB/SCOTS EP      |                               | EA | Adapter Kit, Icemaker | <input checked="" type="checkbox"/> |

Non-Stocked, Lead Time

Non-Stocked, Lead Time

Non-Stocked, Lead Time

Non-Stocked, Lead Time

| Picture  | Vendor Item | GIS Item  | Alternate Item | Vendor    | Item Description 01                     | Item Description 02              | UM | Classification        | NS                                  |
|--|-------------|-----------|----------------|-----------|---|----------------------------------|----|-----------------------|-------------------------------------|
|    | 629087571   |           | 1030700        | Cornelius | ICEMAKER KIT, ICE MAKER DF/ED175        |                                  | EA | Adapter Kit, Icemaker | <input checked="" type="checkbox"/> |
|    | 629087572   | 629087572 | 1030699        | Cornelius | ICEMAKER KIT, DF/ED2XX W/ SCOTSMAN      | ECLIPSE, GRAY                    | EA | Adapter Kit, Icemaker | <input type="checkbox"/>            |
|   | 629087576   |           | 2536418        | Cornelius | PRE-CHILLER ABS KIT                     | FOR ABS (?)                      | EA | PART                  | <input checked="" type="checkbox"/> |
|   | 629087906TE | 629087906 | 2594946        | Cornelius | ICEMAKER KIT, ED175 W/ 22" CUBER OR     | 21" NUGGET, GRAY LID, ADAPTER    | EA | Adapter Kit, Icemaker | <input type="checkbox"/>            |
|   | 629087907TE | 629087907 | 2593560        | Cornelius | ICEMAKER KIT, ED175 W/ 21" GEM          | BLACK, ADAPTER                   | EA | Adapter Kit, Icemaker | <input type="checkbox"/>            |
|    | 629087908   | 629087908 | 1003991        | Cornelius | ICEMAKER KIT, ED175 W/ 22" HOSHIZAKI    | WITH SS FILL LID                 | EA | Adapter Kit, Icemaker | <input type="checkbox"/>            |
|   | 629087917   |           | 1008064        | Cornelius | ICEMAKER KIT, ED175-8 W/ 22" CORNELIUS  |                                  | EA | Adapter Kit, Icemaker | <input checked="" type="checkbox"/> |
|  | 629087926TE | 629087926 | 1014154        | Cornelius | ICEMAKER KIT, ED300 W/ 30" XAC CUBER    | BLACK                            | EA | Adapter Kit, Icemaker | <input type="checkbox"/>            |
|  | 629087927TE | 629087927 | 2607079        | Cornelius | ICEMAKER KIT, ED2XX W/ 30" XAC ICEMAKER | X330/530/630/830, BLACK, ADAPTER | EA | Adapter Kit, Icemaker | <input type="checkbox"/>            |
|  | 629087935TE | 629087935 | 2621427        | Cornelius | ICEMAKER KIT, DF150 W/ 22" XAC CUBER    | GRAY                             | EA | Adapter Kit, Icemaker | <input type="checkbox"/>            |

Non-Stocked, Lead Time

Non-Stocked, Lead Time

Non-Stocked, Lead Time

| Picture   | Vendor Item | GIS Item    | Alternate Item | Vendor    | Item Description 01                            | Item Description 02            | UM | Classification           | NS                                  |
|---|-------------|-------------|----------------|-----------|--|--------------------------------|----|--------------------------|-------------------------------------|
|    | 629087938TE | 629087938   | 2618857        | Cornelius | ICEMAKER KIT,<br>ED175 W/ 22" XAC<br>322/522   | BLACK                          | EA | Adapter Kit,<br>Icemaker | <input type="checkbox"/>            |
|    | 629087940TE | 629087940   | 2619554        | Cornelius | ICEMAKER KIT,<br>ED150 W/ 22" XAC<br>ICEMAKER  | X322/522, BLACK,<br>ADAPTER    | EA | Adapter Kit,<br>Icemaker | <input type="checkbox"/>            |
|    | 629087943TE | 629087943   | 2587990        | Cornelius | ICEMAKER KIT,<br>ED300 W/ 30"<br>XAC1030/1230  | BLACK                          | EA | Adapter Kit,<br>Icemaker | <input type="checkbox"/>            |
|    | 629087959   | 629087959   | 1030701        | Cornelius | ICEMAKER KIT,<br>ED150 W/ 22"<br>HOSHIZAKI     | FS1022MLH-C,<br>BLACK, ADAPTER | EA | Adapter Kit,<br>Icemaker | <input type="checkbox"/>            |
|    | 629087962   |             | 1032052        | Cornelius | ICEMAKER KIT,<br>ED250 W/ ICE1503<br>SS        |                                | EA | Adapter Kit,<br>Icemaker | <input checked="" type="checkbox"/> |
|    | 629087965TE | 629087965   | 2587991        | Cornelius | ICEMAKER KIT,<br>ED300 W/<br>GEM0650/0956      | BLACK, ADAPTER                 | EA | Adapter Kit,<br>Icemaker | <input type="checkbox"/>            |
|   | 629087966TE | 629087966TE | 2588144        | Cornelius | ICEMAKER KIT,<br>ED300 W/ 22"<br>CUBER         | GRAY FILL LID,<br>ADAPTER      | EA | Adapter Kit,<br>Icemaker | <input type="checkbox"/>            |
|  | 629087976TE |             | 2592111        | Cornelius | ICEMAKER KIT,<br>FOLLETT - ED200<br>BLACK      |                                | EA | Adapter Kit,<br>Icemaker | <input checked="" type="checkbox"/> |
|  | 629087977TE |             | 2587992        | Cornelius | ICEMAKER KIT,<br>FOLLETT - ED300<br>BLACK      |                                | EA | Adapter Kit,<br>Icemaker | <input checked="" type="checkbox"/> |
|  | 629087979   |             | 1042868        | Cornelius | ICEMAKER KIT,<br>ED2XX, BLACK,<br>HOSHI FS1001 |                                | EA | Adapter Kit,<br>Icemaker | <input checked="" type="checkbox"/> |

Non-Stocked,  
Lead Time

Non-Stocked,  
Lead Time

Non-Stocked,  
Lead Time

Non-Stocked,  
Lead Time



| Picture  | Vendor Item | GIS Item    | Alternate Item | Vendor    | Item Description 01                    | Item Description 02             | UM | Classification        | NS                                  |
|--|-------------|-------------|----------------|-----------|--|---------------------------------|----|-----------------------|-------------------------------------|
|    | 629087982TE | 629087982   | 2587993        | Cornelius | ICEMAKER KIT, ED300 W/ WCC500/700      | SIDE MOUNT, BLACK, ADAPTER      | EA | Adapter Kit, Icemaker | <input type="checkbox"/>            |
|    | 629087984TE | 629087984TE | 2595339        | Cornelius | ICEMAKER KIT, ED175 W/ WCC500/700 OR   | HOSHIZAKI 22", GRAY, ADAPTER    | EA | Adapter Kit, Icemaker | <input type="checkbox"/>            |
|    | 629088011   |             | 1029340        | Cornelius | STAND ASSEMBLY, INTELLICARB PUMP-MOTOR | 12-1/4" W X 9-1/2" D X 6-1/2" H | EA | Accessory, General    | <input checked="" type="checkbox"/> |
|    | 629088344   |             | 1032532        | Cornelius | SINK KIT TO Z-STYLE, ED2XX INTELLICARB | FOR ED2XX IC                    | EA | PART                  | <input checked="" type="checkbox"/> |
|    | 629088345   | 629088345   | 1032537        | Cornelius | SINK KIT TO Z-STYLE                    | FOR ED300                       | EA | Splash Panel          | <input type="checkbox"/>            |
|    | 629088346   |             | 1032538        | Cornelius | Z-STYLE KIT TO SINK, ED150 INTELLICARB | FOR ED150 IC                    | EA | PART                  | <input checked="" type="checkbox"/> |
|   | 629088365   |             | 1032739        | Cornelius | SUPER SEAL KIT                         | FOR ABS 1.0                     | EA | PART                  | <input checked="" type="checkbox"/> |
|  | 629088380   | 629088380   | 1033325        | Cornelius | ED175 FLAVOR BLAST KIT, 4-FLV, BLACK   | WITH FB GRAPHIC. FOR ED175      | EA | Merchandiser          | <input type="checkbox"/>            |
|  | 629088381   | 629088381   | 1033326        | Cornelius | ED200 FLAVOR BLAST KIT, 2-FLV, BLACK   | WITH FB GRAPHIC. FOR ED200      | EA | Merchandiser          | <input type="checkbox"/>            |
|  | 629088382   | 629088382   | 1033327        | Cornelius | ED200 FLAVOR BLAST KIT, 4-FLV, BLACK   | WITH FB GRAPHIC. FOR ED200      | EA | Merchandiser          | <input type="checkbox"/>            |

Non-Stocked, Lead Time

Non-Stocked, Lead Time

Non-Stocked, Lead Time

Non-Stocked, Lead Time











| Picture  | Vendor Item | GIS Item  | Alternate Item | Vendor    | Item Description 01                  | Item Description 02           | UM | Classification | NS                                  |
|--|-------------|-----------|----------------|-----------|--------------------------------------|-------------------------------|----|----------------|-------------------------------------|
|    | 629088384   | 629088384 | 1033329        | Cornelius | ED250 FLAVOR BLAST KIT, 4-FLV, BLACK | WITH FB GRAPHIC. FOR ED250    | EA | Merchandiser   | <input type="checkbox"/>            |
|    | 629088386   | 629088386 | 1033331        | Cornelius | ED300 FLAVOR BLAST KIT, 4-FLV, BLACK | WITH FB GRAPHIC. FOR ED300    | EA | Merchandiser   | <input type="checkbox"/>            |
|    | 629088392   | 629088392 | 1041347        | Cornelius | ED200 FLAVOR BLAST KIT, 4-FLV, BLACK | WITHOUT FB GRAPHIC. FOR ED200 | EA | Merchandiser   | <input type="checkbox"/>            |
|    | 629088394   | 629088394 | 1041346        | Cornelius | ED250 FLAVOR BLAST KIT, 4-FLV, BLACK | WITHOUT FB GRAPHIC. FOR ED250 | EA | Merchandiser   | <input type="checkbox"/>            |
|    | 629088396   | 629088396 | 1035041        | Cornelius | ED300 FLAVOR BLAST KIT, 4-FLV, BLACK | WITHOUT FB GRAPHIC. FOR ED300 | EA | Merchandiser   | <input type="checkbox"/>            |
|    | 629088403   | 629088403 |                | Cornelius | ED200 FLAVOR BLAST KIT, 4-FLV, GRAY  | WITHOUT FB GRAPHIC. FOR ED200 | EA | Merchandiser   | <input type="checkbox"/>            |
|   | 629088433   |           | 1033244        | Cornelius | CONVEYOR MOTOR SCREW KIT             | FOR ABS 1.0                   | EA | PART           | <input checked="" type="checkbox"/> |
|  | 629088447   |           | 1033424        | Cornelius | MOTOR KIT, CONVEYOR                  | FOR ABS 1.0                   | EA | Motor          | <input checked="" type="checkbox"/> |
|  | 629088448   |           | 1043400        | Cornelius | MOTOR KIT, TURRET                    | FOR ABS 1.0                   | EA | Motor          | <input checked="" type="checkbox"/> |
|  | 629088460   | 629088460 | 2599802        | Cornelius | ED/DF300 MEDALLION CONVERSION KIT    | FOR DF-ED300                  | EA | Merchandiser   | <input type="checkbox"/>            |

Non-Stocked,  
Lead Time

Non-Stocked,  
Lead Time

Non-Stocked,  
Lead Time






| Picture  | Vendor Item | GIS Item  | Alternate Item | Vendor    | Item Description 01                     | Item Description 02                      | UM | Classification        | NS                                  |                        |
|--|-------------|-----------|----------------|-----------|---|--|----|-----------------------|-------------------------------------|------------------------|
|   | 629088462   |           | 1037127        | Cornelius | TEST BLOCK KIT ASSEMBLY, UF1            | FOR USE WITH UF1 / UFB1 VALVE            | EA | PART                  | <input checked="" type="checkbox"/> | Non-Stocked, Lead Time |
|    | 629088486   | 629088486 | 1037622        | Cornelius | ANGLED Z-PANEL, SUBWAY, SINK KIT TO     | Z-STYLE. FOR DF-ED300                    | EA | PART                  | <input type="checkbox"/>            |                        |
|    | 629088487   |           | 1037626        | Cornelius | SINK KIT TO Z-STYLE                     | FOR DF-ED2XX / CARMA 250                 | EA | PART                  | <input checked="" type="checkbox"/> | Non-Stocked, Lead Time |
|    | 629088489   |           | 1037627        | Cornelius | SINK KIT TO Z-STYLE, DF-ED175, SUBWAY   | FOR DF-ED175                             | EA | PART                  | <input checked="" type="checkbox"/> | Non-Stocked, Lead Time |
|    | 629088490   |           | 1037624        | Cornelius | SINK KIT TO Z-STYLE, DF/ED150, SUBWAY   | FOR DF-ED150                             | EA | PART                  | <input checked="" type="checkbox"/> | Non-Stocked, Lead Time |
|   | 629088502   | 629088502 | 1041596        | Cornelius | ICEMAKER KIT, FLAVORFUSION W/ 22" CUBER | BLACK. FOR FLAVORFUSION                  | EA | Adapter Kit, Icemaker | <input type="checkbox"/>            |                        |
|  | 629088505   | 629088505 | 1041574        | Cornelius | ICEMAKER KIT, FLAVORFUSION W/ 30"       | CUBER, BLACK, ADAPTER, FOR FLAVOR FUSION | EA | Adapter Kit, Icemaker | <input type="checkbox"/>            |                        |
|  | 629088507   | 629088507 | 1037924        | Cornelius | ICE SLIDE KIT                           | FOR ED-DF250 W/ NUGGET ICEMAKER          | EA | Adapter Kit, Icemaker | <input type="checkbox"/>            |                        |
|  | 629088508   | 629088508 | 1037885        | Cornelius | ICE SLIDE KIT                           | FOR ED200 W/ NUGGET ICEMAKER             | EA | Adapter Kit, Icemaker | <input type="checkbox"/>            |                        |
|  | 629088514   | 629088514 | 1037865        | Cornelius | AGITATOR KIT, DF-ED150/175 W/ # 02394   | FOR GEM0650/GEM095 6 / ED150/ED175       | EA | Adapter Kit, Icemaker | <input type="checkbox"/>            |                        |










| Picture  | Vendor Item | GIS Item  | Alternate Item | Vendor    | Item Description 01               | Item Description 02        | UM | Classification        | NS                                  |
|--|-------------|-----------|----------------|-----------|-----------------------------------|----------------------------|----|-----------------------|-------------------------------------|
|    | 629088531   | 629088531 | 1041207        | Cornelius | AGITATOR MOTOR                    | FOR DF-ED2XX               | EA | Motor                 | <input type="checkbox"/>            |
|    | 629088536   | 629088536 | 1042699        | Cornelius | ICEMAKER KIT, IDC2XX W/ 30" CUBER | BLACK, ADAPTER. FOR IDC2XX | EA | Adapter Kit, Icemaker | <input type="checkbox"/>            |
|    | 629088537   | 629088537 | 1042700        | Cornelius | ICEMAKER KIT, IDC2XX W/ 22" CUBER | FOR IDC2XX                 | EA | Adapter Kit, Icemaker | <input type="checkbox"/>            |
|    | 629088541   | 629088541 | 1039056        | Cornelius | WRAP, CABINET                     | FOR ED-DF150               | EA | PART                  | <input type="checkbox"/>            |
|    | 629088542   | 629088542 | 1039055        | Cornelius | WRAP, CABINET                     | FOR ED175                  | EA | PART                  | <input type="checkbox"/>            |
|    | 629088543   |           | 1039054        | Cornelius | WRAP, CABINET                     | FOR ED-DF200               | EA | PART                  | <input checked="" type="checkbox"/> |
|   | 629088544   | 629088544 | 1039053        | Cornelius | WRAP, CABINET                     | FOR DF-ED2XX               | EA | PART                  | <input type="checkbox"/>            |
|  | 629088564   | 629088564 | 1041736        | Cornelius | ICE DIVERTER KIT                  | FOR ED300                  | EA | Adapter Kit, Icemaker | <input type="checkbox"/>            |
|  | 629088578   |           | 1041685        | Cornelius | SUPER SEAL KIT, AUGER MOTOR       | FOR UC150                  | EA | PART                  | <input checked="" type="checkbox"/> |
|  | 629088599   | 629088599 | 1041337        | Cornelius | SOLENOID KIT                      | FOR PINNACLE 2-4           | EA | PART                  | <input type="checkbox"/>            |










Non-Stocked, Lead Time











Non-Stocked, Lead Time



| Picture  | Vendor Item | GIS Item  | Alternate Item | Vendor    | Item Description 01                     | Item Description 02              | UM | Classification        | NS                                  |                        |
|--|-------------|-----------|----------------|-----------|---|----------------------------------|----|-----------------------|-------------------------------------|------------------------|
|    | 629088638   |           | 1042183        | Cornelius | ED-DF200 DUAL MERCHANDISER FLAVOR BLAST | RETROFIT KIT, WITHOUT FB GRAPHIC | EA | PART                  | <input checked="" type="checkbox"/> | Non-Stocked, Lead Time |
|    | 629088642   |           | 1043174        | Cornelius | ABS STAGING SHELF AND DRAIN KIT         | FOR ABS 1.0                      | EA | PART                  | <input checked="" type="checkbox"/> | Non-Stocked, Lead Time |
|    | 629088644   | 629088644 | 1041388        | Cornelius | ICE AGITATOR KIT, FOR ED300 W/ NUGGET   | FOR SOFT ICE                     | EA | Adapter Kit, Icemaker | <input type="checkbox"/>            |                        |
|    | 629088650   |           | 1042703        | Cornelius | ICEMAKER KIT, IDC2XX W/ 30" XTREME IM   |                                  | EA | Adapter Kit, Icemaker | <input checked="" type="checkbox"/> | Non-Stocked, Lead Time |
|    | 629088657   |           | 1042709        | Cornelius | ICEMAKER KIT, IDC2XX W/ 22" XTREME IM   |                                  | EA | Adapter Kit, Icemaker | <input checked="" type="checkbox"/> | Non-Stocked, Lead Time |
|    | 629088662   |           | 1042713        | Cornelius | ICEMAKER KIT, IDC2XX W/ IB/CME IM       |                                  | EA | Adapter Kit, Icemaker | <input checked="" type="checkbox"/> | Non-Stocked, Lead Time |
|   | 629088667   |           | 1042389        | Cornelius | ICEMAKER KIT, IDC2XX W/ CHUNKLET IM     |                                  | EA | Adapter Kit, Icemaker | <input checked="" type="checkbox"/> | Non-Stocked, Lead Time |
|  | 629088670   | 629088670 |                | Cornelius | ICEMAKER KIT, FF W/ WCC500/700 (OBS)    | SHOWS (2) IN STOCK.              | EA | Adapter Kit, Icemaker | <input type="checkbox"/>            |                        |
|  | 629088671   | 629088671 | 1042370        | Cornelius | ICEMAKER KIT, FF-OL W/ WCC500/700       | BLACK                            | EA | Adapter Kit, Icemaker | <input type="checkbox"/>            |                        |
|  | 629088676   | 629088676 | 1042721        | Cornelius | ICEMAKER KIT, FF-OL W/ SCOTSMAN IM      | (MODEL: NME1254), BLACK          | EA | Adapter Kit, Icemaker | <input type="checkbox"/>            |                        |

| Picture  | Vendor Item | GIS Item  | Alternate Item | Vendor    | Item Description 01                           | Item Description 02                | UM | Classification           | NS                                  |                           |
|--|-------------|-----------|----------------|-----------|---|------------------------------------|----|--------------------------|-------------------------------------|---------------------------|
|    | 629088677   | 629088677 | 1042722        | Cornelius | ICEMAKER KIT,<br>OVERLOAD W/ 22"<br>SCOTSMAN  | N0922                              | EA | Adapter Kit,<br>Icemaker | <input type="checkbox"/>            |                           |
|    | 629088681   | 629088681 | 1042693        | Cornelius | ICEMAKER KIT, FF<br>OR FO W/<br>GEM650/950 OR | 22" SCOTSMAN IM,<br>BLACK, ADAPTER | EA | Adapter Kit,<br>Icemaker | <input type="checkbox"/>            |                           |
|    | 629088690   |           | 1041597        | Cornelius | ICEMAKER KIT,<br>FF1030 W/ 30" IM<br>BL XTR   |                                    | EA | Adapter Kit,<br>Icemaker | <input checked="" type="checkbox"/> | Non-Stocked,<br>Lead Time |
|    | 629088703   |           | 1041573        | Cornelius | ICEMAKER KIT,<br>ICEMAKER SER<br>DF/ED        |                                    | EA | Adapter Kit,<br>Icemaker | <input checked="" type="checkbox"/> | Non-Stocked,<br>Lead Time |
|    | 629088711   |           | 1042945        | Cornelius | SINK KIT TO Z-<br>STYLE, JORDON               | FOR IDC215 /<br>IDC255             | EA | PART                     | <input checked="" type="checkbox"/> | Non-Stocked,<br>Lead Time |
|    | 629088715   |           | 1041812        | Cornelius | MERCHANDISER<br>KIT W/ SIDE DECALS            | PEPSI BRANDED.<br>FOR ED250        | EA | Merchandiser             | <input checked="" type="checkbox"/> | Non-Stocked,<br>Lead Time |
|    | 629088716   |           | 1041811        | Cornelius | MERCHANDISER<br>KIT W/ SIDE DECALS            | PEPSI BRANDED.<br>FOR ED300        | EA | Merchandiser             | <input checked="" type="checkbox"/> | Non-Stocked,<br>Lead Time |
|  | 629088737   | 629088737 | 1042881        | Cornelius | ICEMAKER KIT, FF<br>W/ FOLLETT<br>HCC1000A    | BLACK                              | EA | Adapter Kit,<br>Icemaker | <input type="checkbox"/>            |                           |
|  | 629088756   |           | 1042823        | Cornelius | ICEMAKER KIT,<br>IDC255 W/ 22" x<br>27.5" IM  | HOSHIZAKI                          | EA | Adapter Kit,<br>Icemaker | <input checked="" type="checkbox"/> | Non-Stocked,<br>Lead Time |
|  | 629088767   |           | 1043599        | Cornelius | ENCLOSED CHASE-<br>CHIMNEY-BACK<br>PANEL KIT  |                                    | EA | PART                     | <input checked="" type="checkbox"/> | Non-Stocked,<br>Lead Time |

| Picture  | Vendor Item | GIS Item  | Alternate Item | Vendor    | Item Description 01                    | Item Description 02      | UM | Classification | NS                                  |                        |
|--|-------------|-----------|----------------|-----------|--|--------------------------|----|----------------|-------------------------------------|------------------------|
|    | 629088768   |           | 1043598        | Cornelius | ENCLOSED CHASE-CHIMNEY-BACK PANEL KIT  |                          | EA | PART           | <input checked="" type="checkbox"/> | Non-Stocked, Lead Time |
|    | 629088770   |           | 1042961        | Cornelius | ENCLOSED CHASE-CHIMNEY-BACK PANEL      | OLD FRAME KIT            | EA | PART           | <input checked="" type="checkbox"/> | Non-Stocked, Lead Time |
|    | 629088771   |           | 1042825        | Cornelius | BRACKET KIT, ICE GATE, W/ SWITCH BMFS  | FOR ABS 1.0              | EA | PART           | <input checked="" type="checkbox"/> | Non-Stocked, Lead Time |
|   | 629088772   |           | 1047004        | Cornelius | BRACKET W/ SWITCH KIT, GRABBER CYCLE   | FOR ABS 1.0              | EA | PART           | <input checked="" type="checkbox"/> | Non-Stocked, Lead Time |
|   | 629088773   | 629088773 | 1042827        | Cornelius | BRACKET W/ SWITCH BMFS KIT, LIFT CYCLE | FOR ABS 1.0              | EA | PART           | <input type="checkbox"/>            |                        |
|    | 629088775   | 28370     | 1042973        | Cornelius | THROUGH BEAM SENSOR KIT                | FOR ABS 1.0              | EA | PART           | <input type="checkbox"/>            |                        |
|   | 629088779   | 629088779 | 1043007        | Cornelius | SINK TO Z-STYLE KIT                    | FOR FLAVORFUSION         | EA | Splash Panel   | <input type="checkbox"/>            |                        |
|  | 629088782   | 629088782 | 1043212        | Cornelius | AGITATOR MOTOR                         | FOR DF-ED2XX / CARMA 250 | EA | Motor          | <input type="checkbox"/>            |                        |
|  | 629088793   |           | 1043930        | Cornelius | GUARD KIT, SPLASH, RH                  | FOR ABS 1.0              | EA | Splash Panel   | <input checked="" type="checkbox"/> | Non-Stocked, Lead Time |
|  | 629093245   |           | 2545789        | Cornelius | Z-STYLE TO DRIP TRAY KIT, KFC BRANDED  | FOR NGF255KFC            | EA | Drip Tray      | <input checked="" type="checkbox"/> | Non-Stocked, Lead Time |

| Picture  | Vendor Item | GIS Item    | Alternate Item | Vendor    | Item Description 01                     | Item Description 02                       | UM | Classification        | NS                                  |
|--|-------------|-------------|----------------|-----------|---|---|----|-----------------------|-------------------------------------|
|    | 629093346   |             | 1059152        | Cornelius | DRIP TRAY TO Z-STYLE KIT, KFC BRANDED   | FOR NGF255KFC                             | EA | PART                  | <input checked="" type="checkbox"/> |
|    | 629093447   |             | 1049241        | Cornelius | Z-STYLE TO SINK KIT                     | FOR IDC215 / IDC255                       | EA | Drip Tray             | <input checked="" type="checkbox"/> |
|    | 629093750   | 629093750   | 2549464        | Cornelius | Z-STYLE TO DRIP TRAY KIT, BLACK         | FOR FLAVORFUSION                          | EA | Drip Tray             | <input type="checkbox"/>            |
|    | 629094962   | 629094962   | 1046957        | Cornelius | ICE BANK CONTROL WR                     | FOR UNIVERSAL 750                         | EA | PART                  | <input type="checkbox"/>            |
|    | 629095366   | 629095366   | 1058291        | Cornelius | SPLASH GUARD KIT                        | FOR IDC255/ED175-RENEW-SHOTS/COLD         | EA | Splash Panel          | <input type="checkbox"/>            |
|    | 629095871   |             | 1048103        | Cornelius | ICE CHUTE PB REPLACEMENT KIT            | FOR IDC255 / IDC255 PFG / FLAVOR OVERLOAD | EA | PART                  | <input checked="" type="checkbox"/> |
|    | 629096275S  | 629096275S  | 1059122        | Cornelius | KEY PAD CONTROL                         | FOR VIPER ELITE 2-3-4                     | EA | PART                  | <input type="checkbox"/>            |
|  | 629096376   | 629096376   | 1062361        | Cornelius | ICEMAKER KIT, IDC2XX W/ 30" CUBER (IOM) | ADAPTER                                   | EA | Adapter Kit, Icemaker | <input type="checkbox"/>            |
|  | 629096687   |             | 1054789        | Cornelius | ICEMAKER KIT, W/ BIN STAT, NORDIC 30"   | W/ JRD2XX                                 | EA | Adapter Kit, Icemaker | <input checked="" type="checkbox"/> |
|  | 629096782TE | 629096782TE | 2595156        | Cornelius | ICEMAKER KIT, ED175-08 W/ 22" CIM /CNM  | BLACK, ADAPTER                            | EA | Adapter Kit, Icemaker | <input type="checkbox"/>            |

Non-Stocked, Lead Time

Non-Stocked, Lead Time

Non-Stocked, Lead Time









Non-Stocked, Lead Time

| Picture  | Vendor Item | GIS Item    | Alternate Item | Vendor    | Item Description 01                     | Item Description 02 | UM | Classification        | NS                                  |
|--|-------------|-------------|----------------|-----------|---|---------------------|----|-----------------------|-------------------------------------|
|    | 629096783TE |             | 2592102        | Cornelius | ICEMAKER KIT, DF/ED175-08 W/ 22" CUBER  | GRAY, ADAPTER       | EA | Adapter Kit, Icemaker | <input checked="" type="checkbox"/> |
|    | 629096784TE | 629096784TE | 2595782        | Cornelius | ICEMAKER KIT, ED150 W/ 22" CIM OR CNM   | BLACK, ADAPTER      | EA | Adapter Kit, Icemaker | <input type="checkbox"/>            |
|    | 629096785TE | 629096785   | 2592110        | Cornelius | ICEMAKER KIT, ED2XX W/ 22" CIM/CNM      | BLACK, ADAPTER      | EA | Adapter Kit, Icemaker | <input type="checkbox"/>            |
|    | 629096786TE | 629096786TE | 2587994        | Cornelius | ICEMAKER KIT, ED300 W/ 22" CUBER        | BLACK, ADAPTER      | EA | Adapter Kit, Icemaker | <input type="checkbox"/>            |
|    | 629096787TE | 629096787TE | 2595733        | Cornelius | ICEMAKER KIT, DF150 W/ 22" CIM OR CNM   | GRAY, ADAPTER       | EA | Adapter Kit, Icemaker | <input type="checkbox"/>            |
|    | 629096788TE |             | 2594905        | Cornelius | ICEMAKER KIT, DF2XX W/ 22" CCM0322/522G | GRAY                | EA | Adapter Kit, Icemaker | <input checked="" type="checkbox"/> |
|   | 629096790TE | 629096790   | 2615240        | Cornelius | ICEMAKER KIT, ED150 W/ 22" CIM/CNM      | GRAY                | EA | Adapter Kit, Icemaker | <input type="checkbox"/>            |
|  | 629096791TE | 629096791TE | 2592117        | Cornelius | ICEMAKER KIT, ED2XX W/ 22" CIM/CNM      | GRAY, ADAPTER       | EA | Adapter Kit, Icemaker | <input type="checkbox"/>            |
|  | 629096792TE | 629096792TE | 2592104        | Cornelius | ICEMAKER KIT, ED2XX W/ 30" CIM/CNM      | BLACK, ADAPTER      | EA | Adapter Kit, Icemaker | <input type="checkbox"/>            |
|  | 629096828   |             | 1062363        | Cornelius | ICEMAKER KIT, 30" CF ICM                |                     | EA | Adapter Kit, Icemaker | <input checked="" type="checkbox"/> |

Non-Stocked,  
Lead Time

Non-Stocked,  
Lead Time

Non-Stocked,  
Lead Time

| Picture   | Vendor Item | GIS Item  | Alternate Item | Vendor    | Item Description 01                  | Item Description 02                | UM | Classification        | NS                                  |                        |
|---|-------------|-----------|----------------|-----------|--------------------------------------|------------------------------------|----|-----------------------|-------------------------------------|------------------------|
|    | 629096829   |           | 1062364        | Cornelius | ICEMAKER KIT, 19-22" IDC255 ICM      |                                    | EA | Adapter Kit, Icemaker | <input checked="" type="checkbox"/> | Non-Stocked, Lead Time |
|    | 629096833   |           | 1062362        | Cornelius | ICEMAKER KIT, 30" NGF255 ICM         |                                    | EA | Adapter Kit, Icemaker | <input checked="" type="checkbox"/> | Non-Stocked, Lead Time |
|    | 629096836   |           | 1052851        | Cornelius | EVAPORATOR REPLACEMENT COLLAR KIT    | FOR WCC700                         | EA | Evaporator            | <input checked="" type="checkbox"/> | Non-Stocked, Lead Time |
|    | 629096849   | 629096849 |                | Cornelius | EXTENDED BIN STAT KIT - WCC500 (OBS) | SHOWS (2) IN STOCK.                | EA | Accessory (Beverage)  | <input type="checkbox"/>            |                        |
|    | 629096854   | 629096854 | 1061679        | Cornelius | DRIVE SHAFT KIT                      | FOR VIPER E2-3-4                   | EA | PART                  | <input type="checkbox"/>            |                        |
|    | 629096854AU |           | 2573470        | Cornelius | DRIVE SHAFT ADAPTER KIT              | FOR VIPER AU (?)                   | EA | PART                  | <input checked="" type="checkbox"/> | Non-Stocked, Lead Time |
|   | 629096856   |           | 1060048        | Cornelius | COMPRESSOR KIT, 60 HZ, COPELAND      | FOR VIPER E2                       | EA | Compressor            | <input checked="" type="checkbox"/> | Non-Stocked, Lead Time |
|  | 629096861TE |           | 2588143        | Cornelius | ICEMAKER KIT, ED300 W/ 30" SCOTSMAN  | PRODIGY, GRAY                      | EA | Adapter Kit, Icemaker | <input checked="" type="checkbox"/> | Non-Stocked, Lead Time |
|  | 629096862TE |           | 2587997        | Cornelius | ICEMAKER KIT, ED300 W/ 30" SCOTSMAN  | PRODIGY, BLACK                     | EA | Adapter Kit, Icemaker | <input checked="" type="checkbox"/> | Non-Stocked, Lead Time |
|  | 629096865   | 629096865 | 1058775        | Cornelius | RATIO CHECK KIT                      | FOR FLAVORFUSION / FLAVOR OVERLOAD | EA | Accessory (Beverage)  | <input type="checkbox"/>            |                        |











| Picture   | Vendor Item | GIS Item  | Alternate Item | Vendor    | Item Description 01                        | Item Description 02     | UM | Classification | NS                                  |
|---|-------------|-----------|----------------|-----------|--|-------------------------|----|----------------|-------------------------------------|
|     | 629096867   |           | 1060018        | Cornelius | DECAL KIT, FLAVOR<br>BLAST FLAVORS         |                         | EA | Decal          | <input checked="" type="checkbox"/> |
|     | 629096900   |           | 1060052        | Cornelius | COMPRESSOR KIT,<br>50HZ                    | FOR VIPER 3-FLV<br>50HZ | EA | Compressor     | <input checked="" type="checkbox"/> |
|     | 629096901   | 629096901 | 1060049        | Cornelius | COMPRESSOR KIT,<br>COPELAND, 60HZ,<br>ZB19 | FOR VIPER E3-4          | EA | Compressor     | <input type="checkbox"/>            |
|     | 629096902   | 629096902 | 2502723        | Cornelius | FAN MOTOR<br>ASSEMBLY                      | FOR VIPER E2-3-4        | EA | Motor          | <input type="checkbox"/>            |
|     | 629096913   | 629096913 | 1058373        | Cornelius | WIRING HARNESS                             | FOR QUEST E4            | EA | Wire Harness   | <input type="checkbox"/>            |
|     | 629096914   | 629096914 | 1058374        | Cornelius | WIRE HARNESS                               | FOR QUEST E2            | EA | Wire Harness   | <input type="checkbox"/>            |
|    | 629096926   |           | 1065115        | Cornelius | KIT, HINGE,<br>MERCHANDISER, 2-<br>PIECES  | FOR VIPER E2-3-4        | EA | PART           | <input checked="" type="checkbox"/> |
|  | 629096936   |           | 1065117        | Cornelius | HINGE PINS, 2-PIECE                        | FOR VIPER E2-3-4        | EA | PART           | <input checked="" type="checkbox"/> |
|   | 629096937   | 629096937 | 1060053        | Cornelius | WATER PUMP KIT                             | FOR VIPER E2-3-4        | EA | Water Pump     | <input type="checkbox"/>            |
|   | 629096938   | 629096938 | 1066092        | Cornelius | THERMISTOR,<br>SENSOR KIT, 5K<br>OHM       | FOR VIPER E2-3-4        | EA | PART           | <input type="checkbox"/>            |

Non-Stocked,  
Lead Time

Non-Stocked,  
Lead Time




Non-Stocked,  
Lead Time

Non-Stocked,  
Lead Time

| Picture   | Vendor Item | GIS Item  | Alternate Item | Vendor    | Item Description 01                           | Item Description 02 | UM | Classification           | NS                                  |
|---|-------------|-----------|----------------|-----------|---|---------------------|----|--------------------------|-------------------------------------|
|    | 629096939   | 629096939 | 2505529        | Cornelius | FOAM PACK                                     | FOR VIPER E2        | EA | Freeze Pack              | <input type="checkbox"/>            |
|     | 629096940   | 629096940 | 2502246        | Cornelius | FOAM PACK                                     | FOR VIPER E3        | EA | Freeze Pack              | <input type="checkbox"/>            |
|     | 629096941   | 629096941 | 2505527        | Cornelius | FOAM PACK                                     | FOR VIPER E4        | EA | Freeze Pack              | <input type="checkbox"/>            |
|     | 629096942   | 629096942 | 1060972        | Cornelius | THERMAL CUTOUT                                | FOR VIPER E2-3-4    | EA | PART                     | <input type="checkbox"/>            |
|    | 629096944   | 629096944 | 1062370        | Cornelius | ICEMAKER KIT,<br>FLAVORFUSION W/<br>22" CUBER | BLACK, ADAPTER      | EA | Adapter Kit,<br>Icemaker | <input type="checkbox"/>            |
|    | 629096951   |           | 2504231        | Cornelius | PANEL KIT, SPLASH                             | FOR VIPER E3        | EA | Splash Panel             | <input checked="" type="checkbox"/> |
|   | 629096962   | 629096962 | 2516138        | Cornelius | SPLASH PANEL,<br>EXTENDED                     | FOR VIPER E2        | EA | Splash Panel             | <input type="checkbox"/>            |
|  | 629096963   | 629096963 | 2504386        | Cornelius | SPLASH PANEL,<br>EXTENDED                     | FOR VIPER E3        | EA | Splash Panel             | <input type="checkbox"/>            |
|  | 629096978   | 629096978 |                | Cornelius | SPLASH PANEL,<br>EXTENDED                     | FOR VIPER E4        | EA | Splash Panel             | <input type="checkbox"/>            |
|  | 629096980   | 629096980 | 2504385        | Cornelius | SPLASH PANEL                                  | FOR VIPER E4        | EA | Splash Panel             | <input type="checkbox"/>            |

Non-Stocked,  
Lead Time



| Picture   | Vendor Item  | GIS Item       | Alternate Item | Vendor    | Item Description 01                     | Item Description 02                    | UM | Classification | NS                                  |
|---|--------------|----------------|----------------|-----------|---|--|----|----------------|-------------------------------------|
|    | 629096991    | 70970-EDLEGKIT |                | Cornelius | LEG SET(ED150/175/200/250)              | * REPLACED BY GIS KIT # 70970-EDLEGKIT | EA | Leg Set        | <input type="checkbox"/>            |
|    | 629096992    |                | 2501932        | Cornelius | SPLASH PANEL, BLACK                     | FOR IDC255                             | EA | Splash Panel   | <input checked="" type="checkbox"/> |
|    | 629096997    | 629096997      | 2512711        | Cornelius | VALVE DISP, FCB DELTA, SPH              | FOR VIPER E2-3-4                       | EA | PART           | <input type="checkbox"/>            |
|    | 629097001    | 629097001      | 629097390      | Cornelius | EXPANSION TANK, OLD STYLE VIPER (OBS)   | * REPLACED BY OEM # 629097390          | EA | PART           | <input type="checkbox"/>            |
|    | 629097007    | 629097007      | 2521218        | Cornelius | KIT 1, FLAVOR STRIP                     | FOR QUEST E2-4                         | EA | Flavor Strip   | <input type="checkbox"/>            |
|    | 629097007001 |                | 2559027        | Cornelius | KIT 3, FLAVOR STRIP                     | FOR QUEST E2-4                         | EA | Flavor Strip   | <input checked="" type="checkbox"/> |
|   | 629097008    |                | 2521219        | Cornelius | KIT 2, FLAVOR STRIP                     | FOR QUEST E2-4                         | EA | Flavor Strip   | <input checked="" type="checkbox"/> |
|  | 629097009    |                | 2506901        | Cornelius | DRAIN ASSEMBLY KIT, DUAL, 3/4" NON-KINK | Z-STYLE, SUBWAY. FOR IDC RED           | EA | PART           | <input checked="" type="checkbox"/> |
|  | 629097018    |                | 2614208        | Cornelius | CUP HOLDER KIT REPLACEMENT              | FOR EUROPE MODELS ONLY                 | EA | PART           | <input checked="" type="checkbox"/> |
|  | 629097021    |                | 2513356        | Cornelius | ICE BIN SWITCH KIT, RETROFIT            | FOR ABS 1.0                            | EA | PART           | <input checked="" type="checkbox"/> |

Non-Stocked, Lead Time




Non-Stocked, Lead Time

Non-Stocked, Lead Time

Non-Stocked, Lead Time

Non-Stocked, Lead Time

Non-Stocked, Lead Time

| Picture  | Vendor Item | GIS Item | Alternate Item | Vendor    | Item Description 01                            | Item Description 02                           | UM | Classification | NS                                  |                           |
|--|-------------|----------|----------------|-----------|--|---|----|----------------|-------------------------------------|---------------------------|
|    | 629097024   |          | 2513245        | Cornelius | DRAIN FITTING KIT,<br>TEA TOWER                | FOR TEA TOWER                                 | EA | PART           | <input checked="" type="checkbox"/> | Non-Stocked,<br>Lead Time |
|    | 629097027   |          | 2517884        | Cornelius | AGITATOR MOTOR<br>ASSEMBLY                     | FOR D45                                       | EA | Motor          | <input checked="" type="checkbox"/> | Non-Stocked,<br>Lead Time |
|    | 629097030   |          | 2526308        | Cornelius | (OBS-NLA) KIT, LPD<br>BASE / LEVER /<br>SWITCH | RETROFIT                                      | EA | PART           | <input checked="" type="checkbox"/> | Non-Stocked,<br>Lead Time |
|    | 629097036   |          | 2553915        | Cornelius | SPLASH PANEL KIT,<br>COSTCO                    | FOR IDC255                                    | EA | Splash Panel   | <input checked="" type="checkbox"/> | Non-Stocked,<br>Lead Time |
|    | 629097045   |          | 2525947        | Cornelius | SPLASH PANEL KIT,<br>Z-STYLE, ADA              | TACO BELL<br>BRANDED, FOR FF /<br>COLD FUSION | EA | Splash Panel   | <input checked="" type="checkbox"/> | Non-Stocked,<br>Lead Time |
|    | 629097046   |          | 2525948        | Cornelius | SPLASH PANEL KIT<br>ASSEMBLY, ADA              | TACO BELL<br>BRANDED, FOR<br>COLD FUSION      | EA | Splash Panel   | <input checked="" type="checkbox"/> | Non-Stocked,<br>Lead Time |
|   | 629097047   |          | 2516749        | Cornelius | FLOW CONTROL<br>HOUSING KIT,<br>SYRUP          | FOR ABS 1.0                                   | EA | PART           | <input checked="" type="checkbox"/> | Non-Stocked,<br>Lead Time |
|  | 629097048   |          | 2516750        | Cornelius | FLOW CONTROL<br>HOUSING KIT,<br>WATER          | FOR ABS 1.0                                   | EA | PART           | <input checked="" type="checkbox"/> | Non-Stocked,<br>Lead Time |
|  | 629097049   |          | 2516751        | Cornelius | STEM SHUT-OFF KIT                              | FOR ABS 1.0                                   | EA | PART           | <input checked="" type="checkbox"/> | Non-Stocked,<br>Lead Time |
|  | 629097051   |          | 2567393        | Cornelius | GRAPHIC,<br>GENERIC, W/<br>FLAVOR STRIPS       | FOR QUEST E2                                  | EA | Graphic        | <input checked="" type="checkbox"/> | Non-Stocked,<br>Lead Time |

| Picture  | Vendor Item | GIS Item    | Alternate Item | Vendor    | Item Description 01                       | Item Description 02  | UM | Classification        | NS                                  |
|--|-------------|-------------|----------------|-----------|---|----------------------|----|-----------------------|-------------------------------------|
|    | 629097052   |             | 2617664        | Cornelius | GRAPHIC, GENERIC, W/ FLAVOR STRIPS        | FOR QUEST E4         | EA | Graphic               | <input checked="" type="checkbox"/> |
|    | 629097060   |             | 2524319        | Cornelius | Z-STYLE TO SINK KIT, TACO BELL BRANDED    | FOR COLD FUSION      | EA | Drip Tray             | <input checked="" type="checkbox"/> |
|    | 629097061   |             | 2524320        | Cornelius | DRIP TRAY TO Z-STYLE KIT                  | FOR COLD FUSION      | EA | Splash Panel          | <input checked="" type="checkbox"/> |
|    | 629097075   | 629097075   | 2528208        | Cornelius | KEYPAD KIT                                | FOR COLD FUSION      | EA | PART                  | <input type="checkbox"/>            |
|    | 629097076TE | 629097076   | 2588140        | Cornelius | ICEMAKER KIT, ED300 W/ N0922A IM          | GRAY                 | EA | Adapter Kit, Icemaker | <input type="checkbox"/>            |
|    | 629097085TE | 629097085TE | 2588133        | Cornelius | ICEMAKER KIT, ED300 W/ N0922A IM          | REVERSE MOUNT, BLACK | EA | Adapter Kit, Icemaker | <input type="checkbox"/>            |
|    | 629097086   | 629097086   | 2531585        | Cornelius | ICE DIVERTER KIT FOR NUGGET ICEMAKER      | FOR SOFT ICE         | EA | Adapter Kit, Icemaker | <input type="checkbox"/>            |
|  | 629097090   |             | 2534364        | Cornelius | ICEMAKER KIT, DF-ED300 W/ HOSHI FS SERIES | MANITOWOK ID SERIES  | EA | Adapter Kit, Icemaker | <input checked="" type="checkbox"/> |
|  | 629097100   |             | 2560226        | Cornelius | GEAR MOTOR KIT, 50HZ                      | FOR VIPER 50HZ MODEL | EA | Motor                 | <input checked="" type="checkbox"/> |
|  | 629097101   | 629097101   | 2560259        | Cornelius | GEAR MOTOR, W/ CAPACITOR, REVISION C      | 60 HZ. FOR VIPER E2  | EA | Motor                 | <input type="checkbox"/>            |

Non-Stocked, Lead Time







Non-Stocked, Lead Time





Non-Stocked, Lead Time






Non-Stocked, Lead Time











Non-Stocked, Lead Time

| Picture  | Vendor Item | GIS Item  | Alternate Item | Vendor    | Item Description 01                    | Item Description 02                   | UM | Classification | NS                                  |                        |
|--|-------------|-----------|----------------|-----------|--|---------------------------------------|----|----------------|-------------------------------------|------------------------|
|    | 629097112   |           | 2544855        | Cornelius | GRAPHIC MERCHANDISER, DOLE, PEPSI      | FOR QUEST 2 CURVE                     | EA | Merchandiser   | <input checked="" type="checkbox"/> | Non-Stocked, Lead Time |
|    | 629097113   |           | 2544854        | Cornelius | GRAPHIC MERCHANDISER, DOLE, PEPSI      | FOR QUEST 4 CURVE                     | EA | Merchandiser   | <input checked="" type="checkbox"/> | Non-Stocked, Lead Time |
|    | 629097114   |           | 2544857        | Cornelius | GRAPHIC, DOLE, PEPSI, W/ FLAVOR STRIPS | FOR QUEST E2                          | EA | Graphic        | <input checked="" type="checkbox"/> | Non-Stocked, Lead Time |
|    | 629097115   |           | 2544856        | Cornelius | GRAPHIC, DOLE, PEPSI, W/ FLAVOR STRIPS | FOR QUEST E4                          | EA | Graphic        | <input checked="" type="checkbox"/> | Non-Stocked, Lead Time |
|    | 629097121   | 629097121 | 2539871        | Cornelius | SPLASH PANEL, ADA L&R KEY PADS         | FOR ED2XX CONVERT TO FLAVOR BLAST ADA | EA | Splash Panel   | <input type="checkbox"/>            |                        |
|    | 629097122   | 629097122 | 2539870        | Cornelius | SPLASH PANEL, ADA L&R KEY PADS         | ED300 CONVERT TO FLAVOR BLAST ADA     | EA | Splash Panel   | <input type="checkbox"/>            |                        |
|   | 629097125   | 629097125 | 2539873        | Cornelius | SPLASH PANEL, ADA L&R KEY PADS         | FOR ED2XX Z-STYLE TO FLAVOR BLAST ADA | EA | Splash Panel   | <input type="checkbox"/>            |                        |
|  | 629097126   | 629097126 | 2539872        | Cornelius | SPLASH PANEL, ADA L&R KEY PADS         | FOR ED300 Z-STYLE TO FLAVOR BLAST ADA | EA | Splash Panel   | <input type="checkbox"/>            |                        |
|  | 629097134   |           | 2540767        | Cornelius | MERCHANDISER ONLY BEZEL KIT, BLACK     | FOR ED150                             | EA | Merchandiser   | <input checked="" type="checkbox"/> | Non-Stocked, Lead Time |
|  | 629097137   | 629097137 | 2540764        | Cornelius | MERCHANDISER ONLY BEZEL KIT, BLACK     | FOR ED200                             | EA | Merchandiser   | <input type="checkbox"/>            |                        |

| Picture  | Vendor Item | GIS Item  | Alternate Item | Vendor    | Item Description 01                    | Item Description 02                 | UM | Classification | NS                                  |                        |
|--|-------------|-----------|----------------|-----------|--|-------------------------------------|----|----------------|-------------------------------------|------------------------|
|    | 629097138   |           | 2540763        | Cornelius | MERCHANDISER ONLY BEZEL KIT, BLACK     | FOR ED250                           | EA | Merchandiser   | <input checked="" type="checkbox"/> | Non-Stocked, Lead Time |
|    | 629097140   |           | 2540761        | Cornelius | MERCHANDISER ONLY BEZEL KIT, BLACK     | FOR ED300                           | EA | Merchandiser   | <input checked="" type="checkbox"/> | Non-Stocked, Lead Time |
|    | 629097141   |           | 2540760        | Cornelius | MERCHANDISER ONLY BEZEL KIT, GRAY      | FOR ED300                           | EA | Merchandiser   | <input checked="" type="checkbox"/> | Non-Stocked, Lead Time |
|    | 629097143   | 629097143 | 2548499        | Cornelius | BARREL FILL SWITCH (OBS)               | * REPLACED BY OEM # 629097323       | EA | PART           | <input type="checkbox"/>            |                        |
|    | 629097144   | 629097144 | 2589567        | Cornelius | ADA CONVERSION KIT                     | FOR QUEST E2                        | EA | Drip Tray      | <input type="checkbox"/>            |                        |
|    | 629097145   | 629097145 | 2589568        | Cornelius | ADA CONVERSION KIT                     | FOR QUEST E4                        | EA | Drip Tray      | <input type="checkbox"/>            |                        |
|   | 629097154   |           | 2549873        | Cornelius | KEYPAD REPLACEMENT KIT, FOR FLV-FUSION | W/ COKE/PEPSI/GENERIC FLAVOR SHEETS | EA | PART           | <input checked="" type="checkbox"/> | Non-Stocked, Lead Time |
|  | 629097159   |           | 2545960        | Cornelius | COMPRESSOR KIT                         | FOR WCC700W                         | EA | Compressor     | <input checked="" type="checkbox"/> | Non-Stocked, Lead Time |
|  | 629097161   |           | 2544980        | Cornelius | TOP PANEL, SS, TALL                    | FOR VIPER E2                        | EA | PART           | <input checked="" type="checkbox"/> | Non-Stocked, Lead Time |
|  | 629097166   |           | 2545987        | Cornelius | COMPRESSOR KIT                         | FOR WCC500A/WCF510 A                | EA | Compressor     | <input checked="" type="checkbox"/> | Non-Stocked, Lead Time |

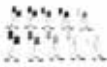









| Picture  | Vendor Item | GIS Item    | Alternate Item | Vendor    | Item Description 01                          | Item Description 02                          | UM | Classification           | NS                                  |                           |
|--|-------------|-------------|----------------|-----------|--|--|----|--------------------------|-------------------------------------|---------------------------|
|    | 629097167   |             | 2568484        | Cornelius | COMPRESSOR, 115V                             | FOR WCC500A-W                                | EA | Compressor               | <input checked="" type="checkbox"/> | Non-Stocked,<br>Lead Time |
|    | 629097168   |             | 2568036        | Cornelius | COMPRESSOR KIT,<br>120V/60Hz                 | FOR IMD600-30                                | EA | Compressor               | <input checked="" type="checkbox"/> | Non-Stocked,<br>Lead Time |
|    | 629097176   |             | 2547564        | Cornelius | COMPRESSOR KIT                               | FOR WCC500W                                  | EA | Compressor               | <input checked="" type="checkbox"/> | Non-Stocked,<br>Lead Time |
|    | 629097200   | 629097200   | 2575931        | Cornelius | Z-STYLE TO DRIP<br>TRAY, ADA                 | FOR<br>FLAVORFUSION                          | EA | Drip Tray                | <input type="checkbox"/>            |                           |
|    | 629097205   |             | 2554601        | Cornelius | ICEMAKER KIT, ABS<br>1.0 / 150 HOSHIZAKI     | FOR ABS 1.0                                  | EA | Adapter Kit,<br>Icemaker | <input checked="" type="checkbox"/> | Non-Stocked,<br>Lead Time |
|    | 629097216TE |             | 2555129        | Cornelius | ICEMAKER KIT,<br>ED/DF300 W/ (2)<br>SCOTSMAN | N0922 IM                                     | EA | Adapter Kit,<br>Icemaker | <input checked="" type="checkbox"/> | Non-Stocked,<br>Lead Time |
|   | 629097216TE | 629097216TE | 2588135        | Cornelius | ICEMAKER KIT,<br>ED300 W/ (X2)<br>N0922      | REVERSED<br>MOUNT, BLACK                     | EA | Adapter Kit,<br>Icemaker | <input type="checkbox"/>            |                           |
|  | 629097220   | 629097220   | 2555623        | Cornelius | ED200 DUAL<br>MERCH KIT, W/<br>GRAPHIC (OBS) | ADA W/ 4-BUTTON<br>FLAVOR BLAST              | EA | Merchandiser             | <input type="checkbox"/>            |                           |
|  | 629097238   | 629097238   | 2553914        | Cornelius | ICE SLIDE KIT IDC<br>W/ NUGGET<br>ICEMAKER   | FOR IDC RED /<br>IDC2XX USED W/<br>NUGGET IM | EA | Adapter Kit,<br>Icemaker | <input type="checkbox"/>            |                           |
|  | 629097256   |             | 2561882        | Cornelius | COMPRESSOR KIT                               | FOR WCU600                                   | EA | Compressor               | <input checked="" type="checkbox"/> | Non-Stocked,<br>Lead Time |











| Picture  | Vendor Item | GIS Item  | Alternate Item | Vendor    | Item Description 01                 | Item Description 02 | UM | Classification | NS                                  |                        |
|--|-------------|-----------|----------------|-----------|-------------------------------------|---------------------|----|----------------|-------------------------------------|------------------------|
|    | 629097263   |           | 2556762        | Cornelius | (OBS-NLA) SPARE PARTS KIT           | FOR JS7             | EA | PART           | <input checked="" type="checkbox"/> | Non-Stocked, Lead Time |
|    | 629097264   | 629097264 | 2559681        | Cornelius | RUN CAPACITOR KIT W/ BRACKET        | FOR VIPER E2 MTR    | EA | PART           | <input type="checkbox"/>            |                        |
|    | 629097266   | 629097266 | 2557778        | Cornelius | VALVE DISP, SPH, ADA                | FOR VIPER E2-3-4    | EA | PART           | <input type="checkbox"/>            |                        |
|    | 629097270   | 629097270 | 2557396        | Cornelius | Z-STYLE PLUMBING KIT ED/DF/IDC      | FOR ED / DF / IDC   | EA | PART           | <input type="checkbox"/>            |                        |
|    | 629097286   |           | 2564755        | Cornelius | MOTOR RUN CAPACITOR KIT, 230V/60HZ  | FOR VIPER E3        | EA | PART           | <input checked="" type="checkbox"/> | Non-Stocked, Lead Time |
|    | 629097287   | 629097287 | 2564754        | Cornelius | CAPACITOR GEAR MOTOR KIT, 230V/60HZ | FOR VIPER E4        | EA | PART           | <input type="checkbox"/>            |                        |
|   | 629097323   |           | 2574216        | Cornelius | TRANSDUCER KIT, 2-BARREL FILL       | FOR VIPER E2        | EA | PART           | <input checked="" type="checkbox"/> | Non-Stocked, Lead Time |
|  | 629097339   |           | 2574217        | Cornelius | 3 BARREL KIT, FILL TRANSDUCER       | FOR VIPER E3        | EA | PART           | <input checked="" type="checkbox"/> | Non-Stocked, Lead Time |
|  | 629097343   |           | 2567289        | Cornelius | MERCHANDISER ASSEMBLY               | FOR NGF/COLD FUSION | EA | Merchandiser   | <input checked="" type="checkbox"/> | Non-Stocked, Lead Time |
|  | 629097345   |           | 2567906        | Cornelius | TUBE REPLACEMENT KIT, BC1           |                     | EA | PART           | <input checked="" type="checkbox"/> | Non-Stocked, Lead Time |





| Picture   | Vendor Item | GIS Item  | Alternate Item | Vendor    | Item Description 01             | Item Description 02       | UM | Classification | NS                                  |                        |
|---|-------------|-----------|----------------|-----------|---------------------------------|---------------------------|----|----------------|-------------------------------------|------------------------|
|    | 629097353   |           | 2568031        | Cornelius | SOLENOID BI LATCHING KIT, BC1   | FOR BUBLE                 | EA | PART           | <input checked="" type="checkbox"/> | Non-Stocked, Lead Time |
|     | 629097354   |           | 2568029        | Cornelius | RAIL BEARINGS KIT W/ CARRIAGE   |                           | EA | PART           | <input checked="" type="checkbox"/> | Non-Stocked, Lead Time |
|     | 629097355   |           | 2568028        | Cornelius | MOTOR KIT W/ HARDWARE, BC1      |                           | EA | Motor          | <input checked="" type="checkbox"/> | Non-Stocked, Lead Time |
|     | 629097379   | 629097379 | 2606023        | Cornelius | KIT, GATE GASKET                | FOR DF-ED2XX/300          | EA | PART           | <input type="checkbox"/>            |                        |
|     | 629097387   |           | 2574664        | Cornelius | 4 BARREL KIT, FILL TRANSDUCER   | FOR VIPER E4              | EA | PART           | <input checked="" type="checkbox"/> | Non-Stocked, Lead Time |
|    | 629097390   | 629097390 | 2574690        | Cornelius | EXPANSION TANK KIT, SHORT       | FOR VIPER E2-3-4 / FBD500 | EA | PART           | <input type="checkbox"/>            |                        |
|    | 629097391   | 629097391 | 2578655        | Cornelius | COMPRESSOR KIT, 115/60          | FOR QUEST E2              | EA | Compressor     | <input type="checkbox"/>            |                        |
|  | 629097396   |           | 2582731        | Cornelius | KEYPAD ADA REPLACEMENT KIT      | FOR ED1XX/2XX             | EA | PART           | <input checked="" type="checkbox"/> | Non-Stocked, Lead Time |
|   | 629097401   | 629097401 | 2578656        | Cornelius | COMPRESSOR KIT, 115/60          | FOR QUEST E4              | EA | Compressor     | <input type="checkbox"/>            |                        |
|  | 629097424   |           | 2586859        | Cornelius | KIT, LED BACKLIGHT, MECHANDISER | FOR VIPER E2              | EA | PART           | <input checked="" type="checkbox"/> | Non-Stocked, Lead Time |
















| Picture   | Vendor Item   | GIS Item      | Alternate Item | Vendor    | Item Description 01                     | Item Description 02 | UM | Classification        | NS                                  |                        |
|---|---------------|---------------|----------------|-----------|---|---------------------|----|-----------------------|-------------------------------------|------------------------|
|    | 629097425     |               | 2586861        | Cornelius | KIT, LED BACKLIGHT PCBA W/ LED CIRCUIT  | FOR VIPER E3        | EA | PART                  | <input checked="" type="checkbox"/> | Non-Stocked, Lead Time |
|    | 629097426     |               | 2586860        | Cornelius | KIT, LED BACKLIGHT PCBA W/ LED CIRCUIT  | FOR VIPER E4        | EA | PART                  | <input checked="" type="checkbox"/> | Non-Stocked, Lead Time |
|    | 629097427     |               | 2578912        | Cornelius | FLAVOR STRIP KIT, FNG                   |                     | EA | Flavor Strip          | <input checked="" type="checkbox"/> | Non-Stocked, Lead Time |
|    | 629097448     |               | 2583408        | Cornelius | FLOW CONTROL KIT, HY DIET, SPIRE        | FOR IDC PRO / SPIRE | EA | PART                  | <input checked="" type="checkbox"/> | Non-Stocked, Lead Time |
|    | 629097452     |               | 2616705        | Cornelius | DECAL SET KIT, UF/SF, PEPSI/COCA-COLA   | FRONT DOM           | EA | Decal                 | <input checked="" type="checkbox"/> | Non-Stocked, Lead Time |
|    | 629097467-003 | 629097467-003 | 2582251        | Cornelius | UNIT LID KIT, SPIRE 3.0, MIDNIGHT BLACK | FOR SPIRE 3.0       | EA | Lid                   | <input type="checkbox"/>            |                        |
|   | 629097468     |               | 2578564        | Cornelius | LID BRACKET REPAIR KIT                  | FOR BUBLE           | EA | PART                  | <input checked="" type="checkbox"/> | Non-Stocked, Lead Time |
|  | 629097471TE   | 629097471TE   | 2595005        | Cornelius | ICEMAKER KIT, ED175 RENEW/SHOT          | W/ 22" IM           | EA | Adapter Kit, Icemaker | <input type="checkbox"/>            |                        |
|  | 629097472TE   |               | 2594963        | Cornelius | ICEMAKER KIT, ED175 REF W/ 22"          | CCM0322/0522, BLACK | EA | Adapter Kit, Icemaker | <input checked="" type="checkbox"/> | Non-Stocked, Lead Time |
|  | 629097475     |               | 2589650        | Cornelius | ICEMAKER KIT, 27.5" IDC2XX W/ 22" IM    |                     | EA | Adapter Kit, Icemaker | <input checked="" type="checkbox"/> | Non-Stocked, Lead Time |






| Picture  | Vendor Item | GIS Item  | Alternate Item | Vendor    | Item Description 01                        | Item Description 02 | UM | Classification        | NS                                  |                        |
|--|-------------|-----------|----------------|-----------|--|---------------------|----|-----------------------|-------------------------------------|------------------------|
|    | 629097483   |           | 2614215        | Cornelius | BRACKET FINGER KIT                         |                     | EA | PART                  | <input checked="" type="checkbox"/> | Non-Stocked, Lead Time |
|    | 629097523   |           | 2581438        | Cornelius | MAGNETIC LATCH KIT                         | FOR SPIRE 3.0/5.0   | EA | PART                  | <input checked="" type="checkbox"/> | Non-Stocked, Lead Time |
|    | 629097524   |           | 2589652        | Cornelius | ICEMAKER KIT, SS, SPIRE 5.0 W/ 22" WIDE IM | FOR SPIRE 5.0       | EA | Adapter Kit, Icemaker | <input checked="" type="checkbox"/> | Non-Stocked, Lead Time |
|    | 629097537   |           | 2582806        | Cornelius | LX3 CONVERSION KIT                         | FOR SPIRE 3.0       | EA | Control Board         | <input checked="" type="checkbox"/> | Non-Stocked, Lead Time |
|    | 629097538   |           | 2582807        | Cornelius | LX3 CONVERSION KIT                         | FOR SPIRE 5.0       | EA | Control Board         | <input checked="" type="checkbox"/> | Non-Stocked, Lead Time |
|    | 629097547   |           | 2583121        | Cornelius | CLEANING CLAMP KIT, BC1                    | FOR BUBLE           | EA | Accessory, Kit        | <input checked="" type="checkbox"/> | Non-Stocked, Lead Time |
|   | 629097549   |           | 2587467        | Cornelius | POWER SUPPLY RETRO KIT, 350W               | FOR SPIRE 5.0       | EA | PART                  | <input checked="" type="checkbox"/> | Non-Stocked, Lead Time |
|  | 629097551   | 629097551 | 2583589        | Cornelius | NOZZLE AND DIFFUSER KIT                    | FOR IDC PRO         | EA | PART                  | <input type="checkbox"/>            |                        |
|  | 629097553   |           | 2588233        | Cornelius | LID RETROFIT ADAPTER KIT W/ TETHER         | BLACK. FOR ED300    | EA | Lid                   | <input checked="" type="checkbox"/> | Non-Stocked, Lead Time |
|  | 629097560   |           | 2586251        | Cornelius | SERVICE GEARBOX TURRET KIT                 | FOR ABS 1.0         | EA | PART                  | <input checked="" type="checkbox"/> | Non-Stocked, Lead Time |

| Picture  | Vendor Item | GIS Item  | Alternate Item | Vendor    | Item Description 01                | Item Description 02     | UM | Classification | NS                                  |                        |
|--|-------------|-----------|----------------|-----------|------------------------------------|-------------------------|----|----------------|-------------------------------------|------------------------|
|    | 629097570   |           | 2588232        | Cornelius | LID RETROFIT ADAPTER KIT W/ TETHER | GRAY. FOR ED300         | EA | Lid            | <input checked="" type="checkbox"/> | Non-Stocked, Lead Time |
|    | 629097576   |           | 2607493        | Cornelius | SERVICE SEAL KIT, LOWER E-BOX      | FOR ABS 2.0             | EA | PART           | <input checked="" type="checkbox"/> | Non-Stocked, Lead Time |
|    | 629097577   | 629097577 | 2592107        | Cornelius | LID RETROFIT ADAPTER KIT W/ TETHER | BLACK. FOR ED200        | EA | Lid            | <input type="checkbox"/>            |                        |
|    | 629097578   |           | 2592115        | Cornelius | LID RETROFIT ADAPTER KIT W/ TETHER | GRAY. FOR ED200 / ED250 | EA | Lid            | <input checked="" type="checkbox"/> | Non-Stocked, Lead Time |
|    | 629097579   |           | 2603078        | Cornelius | LID RETROFIT ADAPTER KIT W/ TETHER | BLACK. FOR ED175        | EA | Lid            | <input checked="" type="checkbox"/> | Non-Stocked, Lead Time |
|    | 629097601   |           | 2602838        | Cornelius | LID RETROFIT ADAPTER KIT W/ TETHER | GRAY. FOR DF200 / DF250 | EA | Lid            | <input checked="" type="checkbox"/> | Non-Stocked, Lead Time |
|   | 629097602   |           | 2618305        | Cornelius | LID RETROFIT ADAPTER KIT W/ TETHER | GRAY. FOR DF150         | EA | Lid            | <input checked="" type="checkbox"/> | Non-Stocked, Lead Time |
|  | 629097617   |           | 2589987        | Cornelius | LED CONVERSION KIT, DOMESTIC       | FOR ED-DF150 / ED175    | EA | PART           | <input checked="" type="checkbox"/> | Non-Stocked, Lead Time |
|  | 629097618   |           | 2589989        | Cornelius | LED CONVERSION KIT, DOMESTIC       | FOR ED-DF2XX            | EA | PART           | <input checked="" type="checkbox"/> | Non-Stocked, Lead Time |
|  | 629097619   |           | 2589988        | Cornelius | LED CONVERSION KIT, DOMESTIC       | FOR ED300               | EA | PART           | <input checked="" type="checkbox"/> | Non-Stocked, Lead Time |







| Picture  | Vendor Item | GIS Item  | Alternate Item | Vendor    | Item Description 01                       | Item Description 02               | UM | Classification         | NS                                  |                        |
|--|-------------|-----------|----------------|-----------|---|-----------------------------------|----|------------------------|-------------------------------------|------------------------|
|    | 629097620   |           | 2591148        | Cornelius | LED CONVERSION LIGHTING KIT, 220V/50-60HZ | FOR ED-DF150                      | EA | PART                   | <input checked="" type="checkbox"/> | Non-Stocked, Lead Time |
|    | 629097622   |           | 2591149        | Cornelius | LED CONVERSION LIGHTING KIT, 220V/50-60HZ | FOR ED300                         | EA | PART                   | <input checked="" type="checkbox"/> | Non-Stocked, Lead Time |
|    | 629097630   | 629097630 | 2595727        | Cornelius | CONVERSION KIT TO ILLUMINATED SFVSL       | GREY SFV COVER KIT LIT VALVE      | EA | PART                   | <input type="checkbox"/>            |                        |
|    | 629097631   | 629097631 | 2592522        | Cornelius | ICEMAKER KIT, IDC255 W/ 30" CUBER         | INCLUDES MAGNET, ADAPTER          | EA | Adapter Kit, Ice maker | <input type="checkbox"/>            |                        |
|    | 629097689   |           | 2598268        | Cornelius | ANTI-TIP BRACKET KIT                      |                                   | EA | PART                   | <input checked="" type="checkbox"/> | Non-Stocked, Lead Time |
|    | 629097693   |           | 2595004        | Cornelius | DRIP TRAY ASSEMBLY KIT W/ CLADDING        | FOR IDC PRO                       | EA | Drip Tray              | <input checked="" type="checkbox"/> | Non-Stocked, Lead Time |
|   | 629097698   | 629097698 | 2602514        | Cornelius | COMPRESSOR, RETROFIT, 1/3 HP, 115/60      | FOR UCCR40 / UCR40                | EA | Compressor             | <input type="checkbox"/>            |                        |
|  | 629097704   |           | 2615832        | Cornelius | DRIP TRAY REPLACEMENT KIT                 | FOR SPIRE 4.1                     | EA | Drip Tray              | <input checked="" type="checkbox"/> | Non-Stocked, Lead Time |
|  | 629097705   |           | 2613674        | Cornelius | SERVICE NOZZLE KIT, GEN 5, TITANIUM       | FOR SPIRE                         | EA | PART                   | <input checked="" type="checkbox"/> | Non-Stocked, Lead Time |
|  | 629097706   | 629097706 | 2618996        | Cornelius | ICEMAKER KIT, UNIVERSAL, IDC2XX (OBS)     | W/ 30" IM W/ COVER (LID), ADAPTER | EA | Adapter Kit, Ice maker | <input type="checkbox"/>            |                        |

| Picture  | Vendor Item | GIS Item  | Alternate Item | Vendor    | Item Description 01                      | Item Description 02        | UM | Classification        | NS                                  |                        |
|--|-------------|-----------|----------------|-----------|--|----------------------------|----|-----------------------|-------------------------------------|------------------------|
|   | 629097755   |           | 2606026        | Cornelius | ICEMAKER KIT, 19" to 22" IM ON IDC255    | SHOTS/RENEW                | EA | Adapter Kit, Icemaker | <input checked="" type="checkbox"/> | Non-Stocked, Lead Time |
|    | 629097765   |           | 2613675        | Cornelius | SERVICE NOZZLE KIT, GEN 5, CLEAR         | FOR SPIRE 5.0              | EA | PART                  | <input checked="" type="checkbox"/> | Non-Stocked, Lead Time |
|   | 629097779   | 629097779 | 2619393        | Cornelius | SERVICE SSD IDC PRO KIT                  | FOR IDC PRO / IDC255 PFG   | EA | Control Board         | <input type="checkbox"/>            |                        |
|   | 629097799   |           | 2617969        | Cornelius | ICEMAKER KIT, FOR ABS 2.0                | MANITOWOC / SCOTSMAN MODEL | EA | Adapter Kit, Icemaker | <input checked="" type="checkbox"/> | Non-Stocked, Lead Time |
|   | 629097800   |           | 2617970        | Cornelius | ICEMAKER KIT, ABS 2.0 W/ HOSHIZAKI MODEL | FOR ABS 2.0                | EA | Adapter Kit, Icemaker | <input checked="" type="checkbox"/> | Non-Stocked, Lead Time |
|   | 629097801   | 629097801 | 2616189        | Cornelius | UF1 COVER KIT LIT VALVE                  |                            | EA | PART                  | <input type="checkbox"/>            |                        |
|   | 629097802   |           | 2615545        | Cornelius | PRISM INSTALL KIT                        | FOR PRISM VALVE            | EA | PART                  | <input checked="" type="checkbox"/> | Non-Stocked, Lead Time |
|  | 629097803   | 629097803 | 2615687        | Cornelius | PRISM KNOCKOUT KIT                       | FOR PRISM VALVE            | EA | TOOL                  | <input type="checkbox"/>            |                        |
|  | 629097822   |           | 2616133        | Cornelius | ADVANCED PRISM INSTALL KIT               | FOR PRISM VALVE            | EA | PART                  | <input checked="" type="checkbox"/> | Non-Stocked, Lead Time |
|  | 629097834   | 629097834 | 2618437        | Cornelius | DISPENSE NOZZLE MIXING, CAP, O-RINGS     | FOR NITROPRO MINI          | EA | PART                  | <input type="checkbox"/>            |                        |








| Picture  | Vendor Item | GIS Item  | Alternate Item | Vendor    | Item Description 01              | Item Description 02                      | UM | Classification       | NS                                  |                        |
|--|-------------|-----------|----------------|-----------|----------------------------------|--|----|----------------------|-------------------------------------|------------------------|
|    | 629097835   |           | 2618438        | Cornelius | PM KIT                           | FOR NITROPRO MINI                        | EA | PART                 | <input checked="" type="checkbox"/> | Non-Stocked, Lead Time |
|    | 629097836   |           | 2618443        | Cornelius | PRODUCT MIXING MANIFOLD KIT      | FOR NITROPRO MINI                        | EA | PART                 | <input checked="" type="checkbox"/> | Non-Stocked, Lead Time |
|    | 629097837   |           | 2618444        | Cornelius | MINI INLET WATER SOLENOID KIT    | FOR NITROPRO MINI                        | EA | PART                 | <input checked="" type="checkbox"/> | Non-Stocked, Lead Time |
|    | 629097838   |           | 2618439        | Cornelius | MINI SYSTEM PCBA MOUNT KIT       | FOR CNB MINI                             | EA | PART                 | <input type="checkbox"/>            |                        |
|    | 629097839   |           | 2618440        | Cornelius | MICRO SWITCH MINI SYSTEM KIT     | FOR NITROPRO MINI                        | EA | PART                 | <input checked="" type="checkbox"/> | Non-Stocked, Lead Time |
|    | 629097840   |           | 2619949        | Cornelius | MINI REMOVEABLE MERCHANDISER KIT | FOR NITROPRO MINI                        | EA | Merchandiser         | <input checked="" type="checkbox"/> | Non-Stocked, Lead Time |
|   | 629097846   |           | 2618644        | Cornelius | BIN STAT EXTENDED KIT, 23.50"    | THERMOSTAT KIT. FOR WCC700               | EA | Bin Thermostat       | <input checked="" type="checkbox"/> | Non-Stocked, Lead Time |
|  | 629097867   | 629097867 | 2618157        | Cornelius | FLOAT REPLACEMENT KIT            | FOR IMD300-15 / IMD600-90                | EA | Accessory (Beverage) | <input type="checkbox"/>            |                        |
|  | 629097914   |           | 2619660        | Cornelius | CANADA CONVERSION INSTALL KIT    | FOR ABS 2.0 (USA MODEL) TO COVERT TO CAN | EA | PART                 | <input checked="" type="checkbox"/> | Non-Stocked, Lead Time |
|  | 629097920   | 629097920 | 2616548        | Cornelius | COKE ILLUMINATED VALVE DECAL KIT | FOR ILLUMINATED VALVE                    | EA | Decal                | <input type="checkbox"/>            |                        |











| Picture   | Vendor Item | GIS Item  | Alternate Item | Vendor    | Item Description 01                          | Item Description 02                | UM | Classification          | NS                                  |
|---|-------------|-----------|----------------|-----------|--|------------------------------------|----|-------------------------|-------------------------------------|
|     | 629097921   | 629097921 | 2616547        | Cornelius | PEPSI<br>ILLUMINATED<br>VALVE DECAL KIT      | FOR ILLUMINATED<br>VALVE           | EA | Decal                   | <input type="checkbox"/>            |
|     | 629097926   |           | 2619422        | Cornelius | LOVE'S NITRO<br>BREW ACCESSORY<br>KIT        |                                    | EA | Accessory, Kit          | <input checked="" type="checkbox"/> |
|    | 629097930   | 629097930 |                | Cornelius | CARMA<br>CONVERSION KIT,<br>ED250 8V, GEN II | TO CARMA<br>MODEL, FOR<br>ED250-08 | EA | Merchandiser            | <input type="checkbox"/>            |
|     | 629097980   | 629097980 | 2622473        | Cornelius | TOUCHLESS ICE KIT,<br>DOUBLE ICE CHUTE       | FOR ED300                          | EA | Accessory<br>(Beverage) | <input type="checkbox"/>            |
|     | 629097982   | 629097982 | 2622472        | Cornelius | TOUCHLESS ICE KIT,<br>ED SINGLE ICE<br>CHUTE | FOR ED150 /<br>ED200 / ED250       | EA | Accessory<br>(Beverage) | <input type="checkbox"/>            |
|    | 629097984   | 629097984 | 2622471        | Cornelius | TOUCHLESS VALVE<br>CONVERSION KIT,<br>UF1    | BLACK                              | EA | Beverage Valve          | <input type="checkbox"/>            |
|   | 629097985   | 629097985 | 2622470        | Cornelius | TOUCHLESS VALVE<br>CONVERSION KIT,<br>SFV1   | GRAY                               | EA | Beverage Valve          | <input type="checkbox"/>            |
|  | 629097987   |           | 2619727        | Cornelius | CUP DISPENSER<br>KIT, CLEAR, 16 OZ<br>SMALL  |                                    | EA | PART                    | <input checked="" type="checkbox"/> |
|  | 629097988   |           | 2619728        | Cornelius | CUP DISPENSER<br>KIT, CLEAR, 21 OZ<br>MEDIUM |                                    | EA | PART                    | <input checked="" type="checkbox"/> |
|  | 629097989   |           | 2620437        | Cornelius | TURRET CUP<br>DISPENSE<br>ASSEMBLY           | FOR ABS 2.0                        | EA | PART                    | <input checked="" type="checkbox"/> |











Non-Stocked,  
Lead TimeNon-Stocked,  
Lead TimeNon-Stocked,  
Lead TimeNon-Stocked,  
Lead Time


| Picture  | Vendor Item | GIS Item    | Alternate Item | Vendor    | Item Description 01                   | Item Description 02                   | UM | Classification        | NS                                  |                        |
|--|-------------|-------------|----------------|-----------|---------------------------------------|---------------------------------------|----|-----------------------|-------------------------------------|------------------------|
|    | 629097998   | 629097998   | 2621760        | Cornelius | 2-FLAVOR QUEST TOUCHLESS KIT          | FOR QUEST ELITE 2000                  | EA | PART                  | <input type="checkbox"/>            |                        |
|    | 629097999   | 629097999   | 2621763        | Cornelius | 4-FLAVOR QUEST TOUCHLESS KIT          | FOR QUEST ELITE 4000                  | EA | PART                  | <input type="checkbox"/>            |                        |
|    | 629098004   |             | 2622432        | Cornelius | POWER SUPPLY KIT                      | FOR IDC PRO / IDC RED                 | EA | PART                  | <input checked="" type="checkbox"/> | Non-Stocked, Lead Time |
|    | 629098006   |             | 2622234        | Cornelius | DOWEL PIN, COTTER, AND HARDWARE KIT   | FOR ABS 2.0                           | EA | PART                  | <input checked="" type="checkbox"/> | Non-Stocked, Lead Time |
|    | 629098030   |             | 2623699        | Cornelius | INDEX SENSOR KIT                      | FOR ABS 1.0                           | EA | PART                  | <input type="checkbox"/>            |                        |
|    | 629098061   | 629098061   |                | Cornelius | FAN CONDENSER KIT, 115V               | FOR NITROPRO MINI / QUEST E2-4 (R290) | EA | Motor                 | <input type="checkbox"/>            |                        |
|   | 630000084   |             | 1014169        | Cornelius | TOWER W/A 18", BOLT DOWN, SS          | FOR CB1522                            | EA | PART                  | <input checked="" type="checkbox"/> | Non-Stocked, Lead Time |
|  | 630000232   | 63-0000-232 |                | Cornelius | SPLASH GUARD KIT, DUAL EVAP (OBS)     | SHOWS (27) IN STOCK.                  | EA | PART                  | <input type="checkbox"/>            |                        |
|  | 630000234   | 63-0000-234 |                | Cornelius | SPLASH GUARD KIT, SINGLE EVAP (OBS)   | SHOWS (5) IN STOCK.                   | EA | PART                  | <input type="checkbox"/>            |                        |
|  | 630000239   |             | 1010553        | Cornelius | ICEMAKER KIT, 500/700WILL DUAL F/842p |                                       | EA | Adapter Kit, Icemaker | <input checked="" type="checkbox"/> | Non-Stocked, Lead Time |






| Picture  | Vendor Item | GIS Item    | Alternate Item | Vendor    | Item Description 01                            | Item Description 02                      | UM | Classification           | NS                                  |                           |
|--|-------------|-------------|----------------|-----------|--|--|----|--------------------------|-------------------------------------|---------------------------|
|   | 630000240   |             | 1001665        | Cornelius | ICEMAKER KIT,<br>1000WILL<br>F/842p/SS         |  | EA | Adapter Kit,<br>Icemaker | <input checked="" type="checkbox"/> | Non-Stocked,<br>Lead Time |
|    | 630000241   |             | 1010573        | Cornelius | ICEMAKER KIT,<br>500/700/1000 WIL<br>DUAL      |  | EA | Adapter Kit,<br>Icemaker | <input checked="" type="checkbox"/> | Non-Stocked,<br>Lead Time |
|   | 630000283   |             | 1043804        | Cornelius | TOWER W/A 23",<br>PTP, SS                      | FOR CB2323                               | EA | PART                     | <input checked="" type="checkbox"/> | Non-Stocked,<br>Lead Time |
|   | 630000347   |             | 1029901        | Cornelius | PANEL, FRONT<br>ASSEMBLY                       | FOR IMD300-30 C                          | EA | PART                     | <input checked="" type="checkbox"/> | Non-Stocked,<br>Lead Time |
|   | 630000348   |             | 1029887        | Cornelius | PANEL, FRONT<br>ASSEMBLY                       | FOR IMD600-30 C                          | EA | PART                     | <input checked="" type="checkbox"/> | Non-Stocked,<br>Lead Time |
|    | 630000408   | 63-0000-408 | 1004204        | Cornelius | BIN THERMOSTAT<br>KIT (OBS)                    | SHOWS (52) IN<br>STOCK.                  | EA | Bin Thermostat           | <input type="checkbox"/>            |                           |
|  | 630000413   |             | 1010591        | Cornelius | THERMOSTAT<br>ASSEMBLY                         |  | EA | PART                     | <input checked="" type="checkbox"/> | Non-Stocked,<br>Lead Time |
|  | 630000481   |             | 1023215        | Cornelius | PRESSURE SWITCH<br>ASSEMBLY                    | FOR IWCS224                              | EA | PART                     | <input checked="" type="checkbox"/> | Non-Stocked,<br>Lead Time |
|  | 630000596   | 16-3408-001 | 1004089        | Cornelius | TRANSFORMER<br>BOX ASSY 115,<br>24Rmt 75VA Pwr | FOR CB1522 /<br>CB2323 / TEA<br>TOWER    | EA | Transformer              | <input type="checkbox"/>            |                           |
|  | 630000601   | 16-3408-005 | 1006443        | Cornelius | POWER SUPPLY,<br>SINGLE, 115/24Rmt<br>75VA Pwr | FOR CB1522 /<br>CB2323 / CB3023 /<br>FBT | EA | Transformer              | <input type="checkbox"/>            |                           |

| Picture   | Vendor Item | GIS Item  | Alternate Item | Vendor    | Item Description 01                        | Item Description 02          | UM | Classification | NS                                  |                           |
|---|-------------|-----------|----------------|-----------|--|------------------------------|----|----------------|-------------------------------------|---------------------------|
|    | 630000631   |           | 1016180        | Cornelius | TOWER W/A 23",<br>INT BD QUAD, SS          | FOR CB2323                   | EA | PART           | <input checked="" type="checkbox"/> | Non-Stocked,<br>Lead Time |
|    | 630000633   | 60000633  | 1014186        | Cornelius | EVAPORATOR TUBE<br>2" FOAMED<br>ASSEMBLY   | FOR IMD300-15 /<br>IMD300-30 | EA | Evaporator     | <input type="checkbox"/>            |                           |
|    | 630000650   |           | 1003557        | Cornelius | EVAPORATOR TUBE<br>2.5" FOAMED<br>ASSEMBLY | FOR IMD600-30 /<br>IMD600-90 | EA | Evaporator     | <input checked="" type="checkbox"/> | Non-Stocked,<br>Lead Time |
|    | 630000651   | 630000651 | 1023257        | Cornelius | EVAPORATOR TUBE<br>FOAMED ASSEMBLY         | FOR<br>WCC700/1400/140<br>1  | EA | Evaporator     | <input type="checkbox"/>            |                           |
|     | 630000658   |           | 1037621        | Cornelius | PLATE, SANITARY,<br>W/A 30"<br>INTELLICARB | FOR CB3023                   | EA | PART           | <input checked="" type="checkbox"/> | Non-Stocked,<br>Lead Time |
|     | 630000714   |           | 1001474        | Cornelius | ICE STORAGE BIN<br>ASSEMBLY                | FOR IMD600-90                | EA | PART           | <input checked="" type="checkbox"/> | Non-Stocked,<br>Lead Time |
|   | 630000715   |           | 1023263        | Cornelius | ICE STORAGE BIN<br>ASSEMBLY                | FOR IMD600-30                | EA | PART           | <input checked="" type="checkbox"/> | Non-Stocked,<br>Lead Time |
|  | 630000716   |           | 2522445        | Cornelius | ICE STORAGE BIN<br>ASSEMBLY                | FOR IMD300-30                | EA | PART           | <input checked="" type="checkbox"/> | Non-Stocked,<br>Lead Time |
|  | 630000717   | 630000717 | 1023264        | Cornelius | ICE STORAGE BIN<br>ASSEMBLY                | FOR IMD300-15                | EA | PART           | <input type="checkbox"/>            |                           |
|  | 630000741   |           | 1009355        | Cornelius | HOSE ASSY, CARB<br>TO COLD PLATE           | FOR CB2323                   | EA | PART           | <input checked="" type="checkbox"/> | Non-Stocked,<br>Lead Time |

| Picture  | Vendor Item | GIS Item | Alternate Item | Vendor    | Item Description 01                          | Item Description 02       | UM | Classification | NS                                  |                           |
|--|-------------|----------|----------------|-----------|--|---------------------------|----|----------------|-------------------------------------|---------------------------|
|    | 630000757   |          | 1023272        | Cornelius | SANITARY PLATE<br>W/A 80 LB,<br>INTELLICARB  | FOR CB2323                | EA | PART           | <input checked="" type="checkbox"/> | Non-Stocked,<br>Lead Time |
|    | 630000765   |          | 1014188        | Cornelius | TRANSFORMER<br>ASSEMBLY, 230V,<br>PEPSI      |                           | EA | Transformer    | <input checked="" type="checkbox"/> | Non-Stocked,<br>Lead Time |
|    | 630000766   |          | 2618170        | Cornelius | TRANSFORMER<br>ASSEMBLY, 230V,<br>COKE       |                           | EA | Transformer    | <input checked="" type="checkbox"/> | Non-Stocked,<br>Lead Time |
|    | 630000794   |          | 1029268        | Cornelius | TOWER W/A 18" SS<br>BOLT Dn 1522             | FOR CB1522                | EA | PART           | <input checked="" type="checkbox"/> | Non-Stocked,<br>Lead Time |
|    | 630000806   |          | 2573177        | Cornelius | PANEL, TOP                                   | FOR UCR700A               | EA | PART           | <input checked="" type="checkbox"/> | Non-Stocked,<br>Lead Time |
|    | 630000807   |          | 2573179        | Cornelius | PANEL, RH                                    | FOR UCR700A               | EA | PART           | <input checked="" type="checkbox"/> | Non-Stocked,<br>Lead Time |
|   | 630000951   |          | 1040612        | Cornelius | HOSE ASSEMBLY,<br>CARB TO COLD<br>PLATE 2.47 | FOR CB2323                | EA | PART           | <input checked="" type="checkbox"/> | Non-Stocked,<br>Lead Time |
|  | 630000993   |          | 2500838        | Cornelius | TOWER W/A 30" SS<br>INTELLICARB 2-KEY        | FOR CB3023                | EA | PART           | <input checked="" type="checkbox"/> | Non-Stocked,<br>Lead Time |
|  | 630001034   |          | 1033271        | Cornelius | LID, BOTTOM                                  | FOR C2123 INTELLI-<br>BAR | EA | Lid            | <input checked="" type="checkbox"/> | Non-Stocked,<br>Lead Time |
|  | 630001060   |          | 1032902        | Cornelius | LID, TOP, W/A 2123<br>BNK                    | FOR 2123                  | EA | Lid            | <input checked="" type="checkbox"/> | Non-Stocked,<br>Lead Time |











| Picture  | Vendor Item | GIS Item  | Alternate Item | Vendor    | Item Description 01                    | Item Description 02               | UM | Classification  | NS                                  |                        |
|--|-------------|-----------|----------------|-----------|--|-----------------------------------|----|-----------------|-------------------------------------|------------------------|
|    | 630001061   |           | 1032903        | Cornelius | LID, BOTTOM, W/A 2123 SLIDING          | FOR 2123                          | EA | Lid             | <input checked="" type="checkbox"/> | Non-Stocked, Lead Time |
|    | 630001100   |           | 1033463        | Cornelius | LID, BOTTOM, W/A 1522 SLIDING          | FOR CB1522                        | EA | PART            | <input checked="" type="checkbox"/> | Non-Stocked, Lead Time |
|    | 630001101   |           | 1033462        | Cornelius | PLATE, SANITARY, W/A 75Lb CB1522       | FOR CB1522                        | EA | PART            | <input checked="" type="checkbox"/> | Non-Stocked, Lead Time |
|    | 630001122   | 630001122 | 1035350        | Cornelius | VALVE RELIEF ASSEMBLY, BLACK           | FOR IDC2XX / IDC PRO / IDC255 PFG | EA | PART            | <input type="checkbox"/>            |                        |
|    | 630001124   |           | 1037504        | Cornelius | TANK ASSEMBLY, CARB, FOAM, 4 X 8 Bb    | FOR CB1522/2323/3023              | EA | Carbonator Tank | <input checked="" type="checkbox"/> | Non-Stocked, Lead Time |
|    | 630001125   |           | 1037505        | Cornelius | TANK ASSEMBLY, CARB, FOAM, 4 X 12 Bb   | FOR CB1522/2323/3023              | EA | Carbonator Tank | <input checked="" type="checkbox"/> | Non-Stocked, Lead Time |
|   | 630001129   |           | 1041138        | Cornelius | PLATE, SANITARY, W/A 80Lb CB2323       | FOR CB2323                        | EA | PART            | <input checked="" type="checkbox"/> | Non-Stocked, Lead Time |
|  | 630001134   |           | 1035335        | Cornelius | PLATE, SANITARY                        | FOR CB2323                        | EA | PART            | <input checked="" type="checkbox"/> | Non-Stocked, Lead Time |
|  | 630001151   |           | 1037786        | Cornelius | DRIP TRAY, 27.5" SS TOWER W/A          |                                   | EA | Drip Tray       | <input checked="" type="checkbox"/> | Non-Stocked, Lead Time |
|  | 630001152   |           | 1037784        | Cornelius | SPLASH GUARD ASSEMBLY, 27", SS, CUSTOM | FOR CB2323                        | EA | Splash Panel    | <input checked="" type="checkbox"/> | Non-Stocked, Lead Time |









| Picture  | Vendor Item       | GIS Item    | Alternate Item | Vendor    | Item Description 01                     | Item Description 02        | UM | Classification    | NS                                  |
|--|-------------------|-------------|----------------|-----------|---|----------------------------|----|-------------------|-------------------------------------|
|    | 63000115266<br>33 |             | 1043482        | Cornelius | SPLASH GUARD ASSEMBLY, 26", SST, CUSTOM | LH Straight, RH Straight   | EA | Splash Panel      | <input checked="" type="checkbox"/> |
|    | 630001158         |             | 1037515        | Cornelius | CUP REST, 8Bstn Opt W/A                 |                            | EA | Cup Rest          | <input checked="" type="checkbox"/> |
|    | 630001202         | 630001202   | 1069286        | Cornelius | TOWER WRAP 23In SS Gen SlideLid         | FOR CB2323, FITS 631100203 | EA | PART              | <input type="checkbox"/>            |
|    | 630001204         | 630001204   | 1041426        | Cornelius | 1522 STAND W/ 6" LEGS, SS, KNOCK DOWN   | UNASSEMBLED. FOR CB1522    | EA | Stand, Ice Cooled | <input type="checkbox"/>            |
|    | 630001205         | 630001205   | 1041427        | Cornelius | 2323 STAND W/ 6" LEGS, SS, KNOCK DOWN   | UNASSEMBLED. FOR CB2323    | EA | Stand, Ice Cooled | <input type="checkbox"/>            |
|    | 630001206         |             | 1041428        | Cornelius | 3023 STAND W/ 6" LEGS, SS, KNOCK DOWN   | UNASSEMBLED. FOR CB3023    | EA | Stand, Ice Cooled | <input checked="" type="checkbox"/> |
|   | 630001212         | 630001212   | 1041429        | Cornelius | 1722 STAND W/ 6" LEGS, SS, KNOCK DOWN   | UNASSEMBLED. FOR CB1722    | EA | Stand, Ice Cooled | <input type="checkbox"/>            |
|  | 630001216         | 630001216   | 1043803        | Cornelius | TOWER, 18" SS GENERIC SLIDE LID 1522    | FOR CB1522                 | EA | PART              | <input type="checkbox"/>            |
|  | 630001217         | 16-5398-000 | 1041430        | Cornelius | 1522 STAND W/ 6" LEGS, SS, ASSEMBLED    | FOR CB1522                 | EA | Stand, Ice Cooled | <input type="checkbox"/>            |
|  | 630001218         | 16-5492-000 | 1041431        | Cornelius | 2323 STAND W/ 6" LEGS, SS, ASSEMBLED    | FOR CB2323                 | EA | Stand, Ice Cooled | <input type="checkbox"/>            |





Non-Stocked, Lead Time

Non-Stocked, Lead Time




Non-Stocked, Lead Time

| Picture  | Vendor Item | GIS Item    | Alternate Item | Vendor    | Item Description 01                     | Item Description 02               | UM | Classification    | NS                                  |                        |
|--|-------------|-------------|----------------|-----------|---|-----------------------------------|----|-------------------|-------------------------------------|------------------------|
|   | 630001219   |             | 1041432        | Cornelius | 3023 STAND W/ 6" LEGS, SS, ASSEMBLED    | FOR CB3023                        | EA | Stand, Ice Cooled | <input checked="" type="checkbox"/> | Non-Stocked, Lead Time |
|   | 630001220   | 16-5398-002 | 1041433        | Cornelius | 1722 STAND W/ 6" LEGS, SS, ASSEMBLED    | FOR CB1722                        | EA | Stand, Ice Cooled | <input type="checkbox"/>            |                        |
|    | 630001249   |             | 2527965        | Cornelius | TUBE ASSEMBLY, TOWER DRAIN, 18 DP, SEAL |                                   | EA | PART              | <input checked="" type="checkbox"/> | Non-Stocked, Lead Time |
|    | 630001255   | 630001255   | 1046853        | Cornelius | DISPENSE TRAY, EVAPORATOR, 700          | FOR WCC1400                       | EA | PART              | <input type="checkbox"/>            |                        |
|    | 630001258   |             | 1044043        | Cornelius | SPLASH GUARD ASSEMBLY, 23 SSTSP LHRH    | LH Straight, RH Straight          | EA | Splash Panel      | <input checked="" type="checkbox"/> | Non-Stocked, Lead Time |
|    | 630001267   |             | 2505824        | Cornelius | DRIP TRAY, W/A 26" SS TOWER             |                                   | EA | Drip Tray         | <input checked="" type="checkbox"/> | Non-Stocked, Lead Time |
|   | 630001271   |             | 2618647        | Cornelius | COVER, TOWER W/A 23 UF1 TO 3"           | (DESCRIPTION DOESN'T MATCH IMAGE) | EA | OTHER             | <input checked="" type="checkbox"/> | Non-Stocked, Lead Time |
|  | 630001272   |             | 2620718        | Cornelius | BRACKET, MOUNTING, W/A 3.5"             | FOR BISON MOTOR                   | EA | PART              | <input checked="" type="checkbox"/> | Non-Stocked, Lead Time |
|  | 630150005   | 630150005   | 1008222        | Cornelius | DRIP TRAY, BLACK, 23"                   | FOR CB2323                        | EA | Drip Tray         | <input type="checkbox"/>            |                        |
|  | 630150006   | 630150006   | 1009960        | Cornelius | DRIP TRAY, GRAY, 23"                    | FOR CB2323                        | EA | Drip Tray         | <input type="checkbox"/>            |                        |





| Picture  | Vendor Item | GIS Item    | Alternate Item | Vendor    | Item Description 01                     | Item Description 02   | UM | Classification | NS                                  |                        |
|--|-------------|-------------|----------------|-----------|---|-----------------------|----|----------------|-------------------------------------|------------------------|
|    | 630150007   |             | 1007442        | Cornelius | DRIP TRAY, INJECTION MOLD, 23", BLACK   | FOR CB2323            | EA | Drip Tray      | <input checked="" type="checkbox"/> | Non-Stocked, Lead Time |
|    | 630150008   | 16-7481-002 | 1008278        | Cornelius | DRIP TRAY, 23" SABRE TOWER              | FOR CB2323            | EA | Drip Tray      | <input type="checkbox"/>            |                        |
|    | 630150009   | 630150009   | 1006035        | Cornelius | DRIP TRAY, BLACK, 18GA, 1522-AL6        | FOR CB1522-06         | EA | Drip Tray      | <input type="checkbox"/>            |                        |
|    | 630150012   |             | 1010406        | Cornelius | DRIP TRAY, INJECTION MOLD, 18.31, SABRE | FOR CB1522            | EA | Drip Tray      | <input checked="" type="checkbox"/> | Non-Stocked, Lead Time |
|    | 630200083   |             | 1002583        | Cornelius | DECORATIVE FRAME, BLTDWN                | FOR CB1722            | EA | PART           | <input checked="" type="checkbox"/> | Non-Stocked, Lead Time |
|    | 630200109   |             | 1007585        | Cornelius | LID, SLIDING, 23"                       | FOR CB1722            | EA | Lid            | <input checked="" type="checkbox"/> | Non-Stocked, Lead Time |
|   | 630200202   |             | 1023347        | Cornelius | PANEL, FRONT-BACK, WENDY'S              | FOR CB2323            | EA | PART           | <input checked="" type="checkbox"/> | Non-Stocked, Lead Time |
|  | 630200271   |             | 1002743        | Cornelius | PLATE, SANITARY                         | FOR CB1722 Et         | EA | PART           | <input checked="" type="checkbox"/> | Non-Stocked, Lead Time |
|  | 630200345   |             | 1002395        | Cornelius | COVER, TOWER, 18.5" x 6.1" MARQUE       | FOR CB1522            | EA | PART           | <input checked="" type="checkbox"/> | Non-Stocked, Lead Time |
|  | 630200467   |             | 1005091        | Cornelius | CUP REST, STANDARD, 5.06" x 5.7"        | FOR PLBBD / TEA TOWER | EA | Cup Rest       | <input checked="" type="checkbox"/> | Non-Stocked, Lead Time |

| Picture  | Vendor Item | GIS Item | Alternate Item | Vendor    | Item Description 01                 | Item Description 02                   | UM | Classification | NS                                  |                        |
|--|-------------|----------|----------------|-----------|-------------------------------------|---------------------------------------|----|----------------|-------------------------------------|------------------------|
|    | 630200474   |          | 1000933        | Cornelius | CUP REST, 21.8" x 5.1"              | FOR CB1722SST Opti                    | EA | Cup Rest       | <input checked="" type="checkbox"/> | Non-Stocked, Lead Time |
|    | 630200506   |          | 1023448        | Cornelius | CUP REST, STANDARD, 14.8" X 6.3"    | TOWER 16"                             | EA | Cup Rest       | <input checked="" type="checkbox"/> | Non-Stocked, Lead Time |
|    | 630200770   |          | 1023532        | Cornelius | LID SUPPORT, SF2323, CARMIKE        |                                       | EA | PART           | <input checked="" type="checkbox"/> | Non-Stocked, Lead Time |
|    | 630200832   |          | 1023556        | Cornelius | LID, SLIDING, 23", 18GA, QUAD       | FOR CB2323                            | EA | Lid            | <input checked="" type="checkbox"/> | Non-Stocked, Lead Time |
|    | 630200858   |          | 1010290        | Cornelius | CUP REST, OPTI 17.2 x 6.7           | FOR CB1522                            | EA | Cup Rest       | <input checked="" type="checkbox"/> | Non-Stocked, Lead Time |
|    | 630200933   |          | 1023577        | Cornelius | LID, SLIDING, 3023 Intelli Carb     | FOR CB3023                            | EA | Lid            | <input checked="" type="checkbox"/> | Non-Stocked, Lead Time |
|    | 630201017   |          | 1012583        | Cornelius | RAIL, RT 23" FRONT PANEL, PH 1.5    | FOR XAC322 / XAC330 / XAC522 / XAC530 | EA | PART           | <input checked="" type="checkbox"/> | Non-Stocked, Lead Time |
|  | 630201018   |          | 1029231        | Cornelius | RAIL, RT 25" FRONT PANEL, PH 1.5    | FOR XAC630/830/1030/1444/1844         | EA | PART           | <input checked="" type="checkbox"/> | Non-Stocked, Lead Time |
|  | 630201020   |          | 1029233        | Cornelius | RAIL, RT 25" FRONT PANEL, PH 1.5    | FOR XAC630/830/1030/1444/1844         | EA | PART           | <input checked="" type="checkbox"/> | Non-Stocked, Lead Time |
|  | 630201029   |          | 1023598        | Cornelius | GASKET, FRAME, EVAPORATOR, L MEDIUM | FOR XAC522 / XAC530 / XAC1230         | EA | PART           | <input checked="" type="checkbox"/> | Non-Stocked, Lead Time |












| Picture  | Vendor Item | GIS Item  | Alternate Item | Vendor    | Item Description 01              | Item Description 02           | UM | Classification | NS                                  |                        |
|--|-------------|-----------|----------------|-----------|----------------------------------|-------------------------------|----|----------------|-------------------------------------|------------------------|
|    | 630201068   |           | 1023610        | Cornelius | LID, SELF-CLOSING                | FOR CB1522 INTELLICARB        | EA | Lid            | <input checked="" type="checkbox"/> | Non-Stocked, Lead Time |
|    | 630201106   |           | 1023617        | Cornelius | SPLASH GUARD PANEL               | FOR CB2323                    | EA | Splash Panel   | <input checked="" type="checkbox"/> | Non-Stocked, Lead Time |
|    | 630201115   | 630201115 | 1023621        | Cornelius | TOWER CAP, SS, 23"X 3"           | FOR CB2323                    | EA | PART           | <input type="checkbox"/>            |                        |
|    | 630201121   |           | 1023623        | Cornelius | PLATE, SANITARY, SS              | FOR CB3023                    | EA | PART           | <input checked="" type="checkbox"/> | Non-Stocked, Lead Time |
|    | 630201122   |           | 1016181        | Cornelius | PLATE, SANITARY, SS              | FOR CB1522 SABRE              | EA | PART           | <input checked="" type="checkbox"/> | Non-Stocked, Lead Time |
|   | 630201133   |           | 1023629        | Cornelius | BRACKET, BIN CONTROL, ELREHA     |                               | EA | PART           | <input checked="" type="checkbox"/> | Non-Stocked, Lead Time |
|   | 630201218   | 630201218 | 1023660        | Cornelius | TOWER CAP, 430SS, 18.5" X 3.18"  | FOR CB1522                    | EA | PART           | <input type="checkbox"/>            |                        |
|  | 630201222   | 630201222 | 1023664        | Cornelius | SPLASH PANEL, 430SS, 18"         | FOR CB1522-05                 | EA | Splash Panel   | <input type="checkbox"/>            |                        |
|  | 630201239   | 630201239 | 1043695        | Cornelius | VALVE PANEL, FOR CB1522-06 (OBS) | * REPLACED BY OEM # 740002357 | EA | Valve Panel    | <input type="checkbox"/>            |                        |
|  | 630201244   |           | 2570084        | Cornelius | PANEL, SPLASH GUARD, 23", SS     | FOR CB2323                    | EA | Splash Panel   | <input checked="" type="checkbox"/> | Non-Stocked, Lead Time |

| Picture  | Vendor Item | GIS Item  | Alternate Item | Vendor    | Item Description 01                   | Item Description 02     | UM | Classification | NS                                  |                        |
|--|-------------|-----------|----------------|-----------|---------------------------------------|-------------------------|----|----------------|-------------------------------------|------------------------|
|    | 630201406   |           | 1033270        | Cornelius | LID, TOP                              | FOR C2123 INTELLI-BAR   | EA | Lid            | <input checked="" type="checkbox"/> | Non-Stocked, Lead Time |
|    | 630201420   |           | 1041808        | Cornelius | DECORATIVE FRAME, BOLT DOWN           | FOR CB3023              | EA | PART           | <input checked="" type="checkbox"/> | Non-Stocked, Lead Time |
|    | 630201423   | 630201423 | 1032773        | Cornelius | DECORATIVE FRAME (RIM)                | FOR CB2323              | EA | PART           | <input type="checkbox"/>            |                        |
|    | 630201430   |           | 2618161        | Cornelius | RIM, RR, BOLT DOWN .375R              | FOR CB2323              | EA | PART           | <input checked="" type="checkbox"/> | Non-Stocked, Lead Time |
|    | 630201441   |           | 1032382        | Cornelius | DECORATIVE FRAME, .375R               | FOR 2123IT              | EA | PART           | <input checked="" type="checkbox"/> | Non-Stocked, Lead Time |
|    | 630201444   |           | 2584360        | Cornelius | RIM, ONE PIECE, 2123IT 3/8            | FOR 2123IT              | EA | PART           | <input checked="" type="checkbox"/> | Non-Stocked, Lead Time |
|   | 630201449   |           | 1048058        | Cornelius | DECORATIVE FRAME, BOLT DN INTELLICARB | FOR CB1522              | EA | PART           | <input checked="" type="checkbox"/> | Non-Stocked, Lead Time |
|  | 630201452   |           | 2573460        | Cornelius | RIM, ONE PIECE, 1522IT 3/8R           | FOR 1522IT              | EA | PART           | <input checked="" type="checkbox"/> | Non-Stocked, Lead Time |
|  | 630201460   | 630201460 | 1043802        | Cornelius | DECORATIVE FRAME (RIM), BOLT DOWN     | TRIAD .375R. FOR CB1522 | EA | PART           | <input type="checkbox"/>            |                        |
|  | 630201473   |           | 2619769        | Cornelius | DECORATIVE FRAME, BOLT DOWN           | FOR CB1722ET            | EA | PART           | <input checked="" type="checkbox"/> | Non-Stocked, Lead Time |

| Picture  | Vendor Item | GIS Item  | Alternate Item | Vendor    | Item Description 01               | Item Description 02          | UM | Classification | NS                                  |                        |
|--|-------------|-----------|----------------|-----------|-----------------------------------|------------------------------|----|----------------|-------------------------------------|------------------------|
|    | 630201516   |           | 1033466        | Cornelius | LID, TOP, SLIDING                 | FOR CB1522                   | EA | Lid            | <input checked="" type="checkbox"/> | Non-Stocked, Lead Time |
|    | 630201517   |           | 2542655        | Cornelius | BRACKET, LOCK OUT SWITCH          | FOR CB1522                   | EA | PART           | <input checked="" type="checkbox"/> | Non-Stocked, Lead Time |
|    | 630201532   |           | 1042860        | Cornelius | BRACKET, RETAINER, MANIFOLD BLOCK | FOR CB1522 / CB2323 / CB3023 | EA | PART           | <input checked="" type="checkbox"/> | Non-Stocked, Lead Time |
|    | 630201533   |           | 1035607        | Cornelius | BRACKET, MANIFOLD BLOCK           | FOR CB1522 / CB2323 / CB3023 | EA | PART           | <input checked="" type="checkbox"/> | Non-Stocked, Lead Time |
|    | 630201551   | 630201551 | 1037785        | Cornelius | VALVE PANEL, 8- VALVES, SS TOWER  | FOR CB2323-08                | EA | Valve Panel    | <input type="checkbox"/>            |                        |
|    | 630201561   | 630201561 | 1037143        | Cornelius | VALVE PANEL, 6- VALVES            | FOR CB2323-06                | EA | Valve Panel    | <input type="checkbox"/>            |                        |
|    | 630201568   |           | 1037149        | Cornelius | PANEL, 6-VALVES, 18" SS TWR       | FOR CB1522-06                | EA | Valve Panel    | <input checked="" type="checkbox"/> | Non-Stocked, Lead Time |
|  | 630201607   |           | 1041737        | Cornelius | LID, SLIDING, VALUE LINE          | FOR CB2323                   | EA | Lid            | <input checked="" type="checkbox"/> | Non-Stocked, Lead Time |
|  | 630201617   |           | 1043414        | Cornelius | LID, SLIDING, VALUE LINE          | FOR CB1522                   | EA | Lid            | <input checked="" type="checkbox"/> | Non-Stocked, Lead Time |
|  | 630201620   |           | 2578495        | Cornelius | LID, SLIDING, VALUE LINE          | FOR CB1722                   | EA | Lid            | <input checked="" type="checkbox"/> | Non-Stocked, Lead Time |

| Picture  | Vendor Item        | GIS Item  | Alternate Item | Vendor    | Item Description 01                         | Item Description 02                         | UM | Classification | NS                                  |                           |
|--|--------------------|-----------|----------------|-----------|---|---|----|----------------|-------------------------------------|---------------------------|
|    | 630201637          |           | 1042658        | Cornelius | ACCESS PANEL,<br>LOWER                      | FOR 3023DI-K                                | EA | PART           | <input checked="" type="checkbox"/> | Non-Stocked,<br>Lead Time |
|   | 630201642          |           | 1042657        | Cornelius | ACCESS PANEL,<br>LOWER                      | FOR 1522DI-K                                | EA | PART           | <input checked="" type="checkbox"/> | Non-Stocked,<br>Lead Time |
|    | 630201656          |           | 1042511        | Cornelius | PLATE, SANITARY,<br>PTP, BOLT DOWN,<br>2323 | FOR CB2323                                  | EA | PART           | <input checked="" type="checkbox"/> | Non-Stocked,<br>Lead Time |
|    | 630201740          | 630201740 | 1047647        | Cornelius | PANEL,<br>SPLASHGUARD,<br>26", 23 X 23 10-  | FOR CB2323-10                               | EA | Splash Panel   | <input type="checkbox"/>            |                           |
|    | 630201740Q4<br>068 |           | 1052601        | Cornelius | SPLASH GUARD<br>ASSEMBLY, 26", SST          | CUSTOM, Both<br>Extended Half Front         | EA | Splash Panel   | <input checked="" type="checkbox"/> | Non-Stocked,<br>Lead Time |
|    | 630201741          |           | 2535633        | Cornelius | CUP REST, 26",<br>24.8" X 9.9"              | FOR CB2323                                  | EA | Cup Rest       | <input checked="" type="checkbox"/> | Non-Stocked,<br>Lead Time |
|   | 630201751          |           | 2620719        | Cornelius | SHIELD, 3.5", BISON<br>GEARMOTOR            |   | EA | PART           | <input checked="" type="checkbox"/> | Non-Stocked,<br>Lead Time |
|  | 630201752          |           | 2613129        | Cornelius | CUP REST,<br>CERAMIC,<br>STANDARD, 20.9" X  |   | EA | Cup Rest       | <input checked="" type="checkbox"/> | Non-Stocked,<br>Lead Time |
|  | 630250033          |           | 2620163        | Cornelius | LIQUID LINE<br>ASSEMBLY                     |   | EA | PART           | <input checked="" type="checkbox"/> | Non-Stocked,<br>Lead Time |
|  | 630300210          |           | 1038979        | Cornelius | WIRE HARNESS                                | FOR IMD300-30 /<br>IMD600-30 /<br>IMD600-90 | EA | Wire Harness   | <input checked="" type="checkbox"/> | Non-Stocked,<br>Lead Time |











| Picture  | Vendor Item | GIS Item  | Alternate Item | Vendor    | Item Description 01                           | Item Description 02                            | UM | Classification | NS                                  |                           |
|--|-------------|-----------|----------------|-----------|---|--|----|----------------|-------------------------------------|---------------------------|
|    | 630300336   |           | 1023758        | Cornelius | HARNESS, WIRE,<br>FOR PLBBB 2F W/<br>KEY      | FOR PLBBB / TEA<br>TOWER                       | EA | Wire Harness   | <input checked="" type="checkbox"/> | Non-Stocked,<br>Lead Time |
|    | 630300341   | 630300341 | 1000146        | Cornelius | HARNESS, WIRE,<br>POWER SUPPLY TO<br>TOWER    | AFTER 07/10/2000,<br>FOR<br>CB1522/2323/3023   | EA | Wire Harness   | <input type="checkbox"/>            |                           |
|    | 630300343   |           | 1023763        | Cornelius | HARNESS, WIRE, 5-<br>VALVE, 2-CR, 4.38<br>SPC |  | EA | Wire Harness   | <input checked="" type="checkbox"/> | Non-Stocked,<br>Lead Time |
|    | 630300344   |           | 1007090        | Cornelius | HARNESS, WIRE, 6-<br>FLAVOR                   | AFTER 07/10/2000,<br>FOR CB1522-<br>06/2323-06 | EA | Wire Harness   | <input checked="" type="checkbox"/> | Non-Stocked,<br>Lead Time |
|    | 630300345   |           | 1005245        | Cornelius | HARNESS, WIRE, 8-<br>FLAVOR, FOR<br>CB3023-08 | USED ON UNIT<br>AFTER 07/10/2000               | EA | Wire Harness   | <input checked="" type="checkbox"/> | Non-Stocked,<br>Lead Time |
|    | 630300353   |           | 1023769        | Cornelius | HARNESS, WIRE,<br>TOWER TO<br>MERCH., 18"     |  | EA | Wire Harness   | <input checked="" type="checkbox"/> | Non-Stocked,<br>Lead Time |
|   | 630300357   |           | 1023771        | Cornelius | LEAD WIRE, BLACK,<br>22In Bk 20Ga 187-<br>250 | AFTER 07/10/2000,<br>FOR CB2323/3023           | EA | PART           | <input checked="" type="checkbox"/> | Non-Stocked,<br>Lead Time |
|  | 630300364   |           | 1023778        | Cornelius | HARNESS, WIRE,<br>TOWER To TFR<br>PLBBB 96I   | FOR TEA TOWER                                  | EA | Wire Harness   | <input checked="" type="checkbox"/> | Non-Stocked,<br>Lead Time |
|  | 630300369   |           | 1014211        | Cornelius | CABLE, WIRE, TFR<br>TO MERCH, COKE            |  | EA | Wire Harness   | <input checked="" type="checkbox"/> | Non-Stocked,<br>Lead Time |
|  | 630300373   | 630300373 | 1001313        | Cornelius | JUMPER HARNESS,<br>OPTIFILL                   | FOR OPTI-FILL<br>VALVES ONLY                   | EA | Wire Harness   | <input type="checkbox"/>            |                           |











| Picture  | Vendor Item | GIS Item | Alternate Item | Vendor    | Item Description 01                         | Item Description 02       | UM | Classification        | NS                                  |                           |
|--|-------------|----------|----------------|-----------|---|---------------------------|----|-----------------------|-------------------------------------|---------------------------|
|    | 630300384   |          | 1014212        | Cornelius | HARNESS, WIRE,<br>W/ GROUND PIN             |                           | EA | Wire Harness          | <input checked="" type="checkbox"/> | Non-Stocked,<br>Lead Time |
|   | 630300386   |          | 1023783        | Cornelius | HARNESS, WIRE,<br>24V, 12" MERCH<br>w/Gd    |                           | EA | Wire Harness          | <input checked="" type="checkbox"/> | Non-Stocked,<br>Lead Time |
|    | 630400102   |          | 2615507        | Cornelius | LABEL, INLET,<br>CB2323 PTP8F,<br>12/16C    | FOR CB2323                | EA | Label                 | <input checked="" type="checkbox"/> | Non-Stocked,<br>Lead Time |
|    | 630400350   |          | 2504768        | Cornelius | LABEL, PUMBING<br>DIAGRAM                   | 6V INTELICARB             | EA | Label                 | <input checked="" type="checkbox"/> | Non-Stocked,<br>Lead Time |
|   | 630600024   |          | 2534728        | Cornelius | HOSE AND FITTING<br>ASSEMBLY                | COLD PLATE TO<br>MANIFOLD | EA | PART                  | <input checked="" type="checkbox"/> | Non-Stocked,<br>Lead Time |
|    | 630900042   |          | 1010505        | Cornelius | CUP REST,<br>OPTIFILL, 21.7 x 9.8           | FOR CB2323                | EA | Cup Rest              | <input checked="" type="checkbox"/> | Non-Stocked,<br>Lead Time |
|   | 630900085   |          | 1011007        | Cornelius | LINESET, REMOTE,<br>R404A, STREIGHT<br>20'  |                           | EA | Accessory,<br>General | <input checked="" type="checkbox"/> | Non-Stocked,<br>Lead Time |
|  | 630900086   |          | 1008807        | Cornelius | LINESET, REMOTE,<br>R404A, STREIGHT<br>35'  |                           | EA | Accessory,<br>General | <input checked="" type="checkbox"/> | Non-Stocked,<br>Lead Time |
|  | 630900087   |          | 1008805        | Cornelius | LINESET, REMOTE,<br>R404A, STREIGHT<br>55'  |                           | EA | Accessory,<br>General | <input checked="" type="checkbox"/> | Non-Stocked,<br>Lead Time |
|  | 630900114   |          | 1007547        | Cornelius | TRANSFORMER<br>ASSEMBLY,<br>230v/24v/100VAC |                           | EA | Transformer           | <input checked="" type="checkbox"/> | Non-Stocked,<br>Lead Time |










| Picture   | Vendor Item | GIS Item  | Alternate Item | Vendor    | Item Description 01                 | Item Description 02                    | UM | Classification     | NS                                  |                        |
|---|-------------|-----------|----------------|-----------|-------------------------------------|--|----|--------------------|-------------------------------------|------------------------|
|                  | 630900131   |           | 1023811        | Cornelius | FASTENER LINK LOCK                  |  | EA | PART               | <input checked="" type="checkbox"/> | Non-Stocked, Lead Time |
|                  | 630900138   |           | 1001126        | Cornelius | SCREW, MACHINE, 10-32 RdsI 40 SS Fs | FOR IMD600-90                          | EA | Hardware           | <input checked="" type="checkbox"/> | Non-Stocked, Lead Time |
|                  | 630900209   |           | 2618309        | Cornelius | BUSHING, SNAP, 500H 375ID SB50FS    | FOR IMD300/600 (-30)(-90)              | EA | PART               | <input checked="" type="checkbox"/> | Non-Stocked, Lead Time |
|                   | 630900232   | 630900232 | 1004033        | Cornelius | HARNESS, GROUNDING, SUREFILL        | SHOCK PREVENTER                        | EA | Wire Harness       | <input type="checkbox"/>            |                        |
|                  | 630900256   |           | 1002358        | Cornelius | SCREW, MACHINE, 10-24 TrPh 12 SS Fs |  | EA | Hardware           | <input checked="" type="checkbox"/> | Non-Stocked, Lead Time |
|    | 630900259   |           | 1005551        | Cornelius | DRIP TRAY, 23", BLACK               | FOR CB1722ET                           | EA | Drip Tray          | <input checked="" type="checkbox"/> | Non-Stocked, Lead Time |
|  | 630900264   |           | 1023823        | Cornelius | TUBE PACK, 8-VALVE, 23" SS TOWER    |  | EA | PART               | <input checked="" type="checkbox"/> | Non-Stocked, Lead Time |
|                 | 630900269   |           | 1004390        | Cornelius | 20' REMOTE LINE SET, 3/8"           | Lineset Remote 404A 90 Degrees 20 Feet | EA | Accessory, General | <input checked="" type="checkbox"/> | Non-Stocked, Lead Time |
|                 | 630900270   |           | 1011008        | Cornelius | 35' REMOTE LINE SET, 3/8"           | Lineset Remote 404A 90 Degrees 35 Feet | EA | Accessory, General | <input checked="" type="checkbox"/> | Non-Stocked, Lead Time |
|                 | 630900271   |           | 1006597        | Cornelius | 55' REMOTE LINE SET, 3/8"           | Lineset Remote 404A 90 Degrees 55 Feet | EA | Accessory, General | <input checked="" type="checkbox"/> | Non-Stocked, Lead Time |

| Picture   | Vendor Item | GIS Item  | Alternate Item | Vendor    | Item Description 01                    | Item Description 02                         | UM | Classification        | NS                                  |                           |
|---|-------------|-----------|----------------|-----------|--|---|----|-----------------------|-------------------------------------|---------------------------|
|     | 630900308   |           | 1001770        | Cornelius | MOTOR, FAN, 60W<br>240/60Hz 1500RPM    | FOR WCC1400R /<br>XAC522/530/1030/<br>1230  | EA | Motor                 | <input checked="" type="checkbox"/> | Non-Stocked,<br>Lead Time |
|     | 630900312   |           | 1014235        | Cornelius | FAN BLADE, 3-<br>PETALS, 14", CW .3    | FOR WCC1001A                                | EA | Fan Blade             | <input checked="" type="checkbox"/> | Non-Stocked,<br>Lead Time |
|     | 630900317   |           | 1010635        | Cornelius | WATER SOLENOID<br>VALVE, MTR KIP       | FOR CB2323                                  | EA | PART                  | <input checked="" type="checkbox"/> | Non-Stocked,<br>Lead Time |
|    | 630900336   |           | 1006893        | Cornelius | CAP, WATER PAN,<br>FS, PLASTIC         | FOR ALL IAC SERIES<br>ICEMAKERS             | EA | PART                  | <input checked="" type="checkbox"/> | Non-Stocked,<br>Lead Time |
|     | 630900337   | 630900337 | 1008781        | Cornelius | REMOTE LINE SET<br>20' R404A           | FOR USE WITH<br>WCU700                      | EA | Accessory,<br>General | <input type="checkbox"/>            |                           |
|     | 630900338   | 630900338 | 1006592        | Cornelius | REMOTE LINE SET<br>35' R404A           |   | EA | Accessory,<br>General | <input type="checkbox"/>            |                           |
|    | 630900339   | 630900339 | 1014238        | Cornelius | REMOTE LINE SET<br>55' R404A           |   | EA | Accessory,<br>General | <input type="checkbox"/>            |                           |
|   | 630900407   |           | 1008249        | Cornelius | BIN THERMOSTAT                         | FOR IACS224                                 | EA | Bin Thermostat        | <input checked="" type="checkbox"/> | Non-Stocked,<br>Lead Time |
|  | 630900479   |           | 1014241        | Cornelius | VALVE CRO                              | FOR<br>XRC522/530/630/8<br>30/1030/1444/184 | EA | PART                  | <input checked="" type="checkbox"/> | Non-Stocked,<br>Lead Time |
|   | 630900486   |           | 1001848        | Cornelius | PANEL, SPLASH<br>GUARD, 8 BOSTON<br>GE |   | EA | Splash Panel          | <input checked="" type="checkbox"/> | Non-Stocked,<br>Lead Time |



| Picture   | Vendor Item | GIS Item  | Alternate Item | Vendor    | Item Description 01                               | Item Description 02                            | UM | Classification   | NS                                  |                           |
|---|-------------|-----------|----------------|-----------|---|--|----|------------------|-------------------------------------|---------------------------|
|    | 630900523   |           | 1023875        | Cornelius | PRESSURE SWITCH,<br>LO CUTOUT 10-30               |  | EA | PART             | <input checked="" type="checkbox"/> | Non-Stocked,<br>Lead Time |
|     | 630900547   | 630900547 | 1007412        | Cornelius | WATER LEVEL<br>CONTROL,                           | FOR ALL IMD-15-<br>30-90 AND ALL<br>WCC MODELS | EA | PART             | <input type="checkbox"/>            |                           |
|    | 630900553   |           | 1023879        | Cornelius | POWER CORD  | FOR CB2323                                     | EA | PART             | <input checked="" type="checkbox"/> | Non-Stocked,<br>Lead Time |
|    | 630900559   |           | 1016247        | Cornelius | GASKET, FRONT<br>END ASSEMBLY                     | FOR UC700                                      | EA | PART             | <input checked="" type="checkbox"/> | Non-Stocked,<br>Lead Time |
|    | 630900564   |           | 1009223        | Cornelius | O-RING, 4.25id<br>125cs 70du Bu-N                 |  | EA | O-Ring           | <input checked="" type="checkbox"/> | Non-Stocked,<br>Lead Time |
|     | 630900565   |           | 1001522        | Cornelius | PLATE, SANITARY,<br>INJECTION MOLD,<br>DD 23I     |  | EA | PART             | <input checked="" type="checkbox"/> | Non-Stocked,<br>Lead Time |
|   | 630900572   |           | 1009308        | Cornelius | O-RING, 4.12id<br>187cs 70du Bu-N                 |  | EA | O-Ring           | <input checked="" type="checkbox"/> | Non-Stocked,<br>Lead Time |
|  | 630900576   |           | 1038010        | Cornelius | FITTING, A, PVC,<br>3/4" MPT x 3/4"<br>FPT, Sch40 |  | EA | Fitting, General | <input checked="" type="checkbox"/> | Non-Stocked,<br>Lead Time |
|   | 630900581   | 630900581 | 1008141        | Cornelius | LEG SET 6" ADJ 5/8-<br>11 THERMOPLASTIC           | FOR IACS224 /<br>IWCS224 / ABS 2.0             | EA | Leg Set          | <input type="checkbox"/>            |                           |
|   | 630900582   | 630900582 | 1014242        | Cornelius | BIN LEG SET, BLACK<br>W/METAL TOE                 | Leg-Set 6"Adj 1/2-<br>13thd (4)                | EA | Leg Set          | <input type="checkbox"/>            |                           |

| Picture   | Vendor Item | GIS Item    | Alternate Item | Vendor    | Item Description 01            | Item Description 02                 | UM | Classification | NS                                  |                        |
|---|-------------|-------------|----------------|-----------|--------------------------------|-------------------------------------|----|----------------|-------------------------------------|------------------------|
|    | 630900583   |             | 1000351        | Cornelius | RELAY, START, GEARMOTOR        |                                     | EA | PART           | <input checked="" type="checkbox"/> | Non-Stocked, Lead Time |
|    | 630900584   |             | 1000594        | Cornelius | SWITCH, ROCKER, SPST, ON / OFF |                                     | EA | PART           | <input checked="" type="checkbox"/> | Non-Stocked, Lead Time |
|    | 630900608   | 630900608   | 1007725        | Cornelius | EXTRUDER HEAD, 2.5"            | FOR IMD600-30(-90) / WCC1400R/1401A | EA | PART           | <input type="checkbox"/>            |                        |
|    | 630900609   |             | 1014244        | Cornelius | EXTRUDER HEAD, 2"              | FOR IMD300-15(-30)                  | EA | PART           | <input checked="" type="checkbox"/> | Non-Stocked, Lead Time |
|     | 630900725   |             | 1030349        | Cornelius | RELAY, START, TECH, 230V/50HZ  | FOR XAC522 / XAC530                 | EA | PART           | <input checked="" type="checkbox"/> | Non-Stocked, Lead Time |
|    | 630900727   |             | 2617405        | Cornelius | SCREW, MACHINE, 08-32 BdSI 10  |                                     | EA | Hardware       | <input checked="" type="checkbox"/> | Non-Stocked, Lead Time |
|    | 630900753   | 16-7761-001 | 1002030        | Cornelius | BOARD/TRANSFORMER MERCH N/S    | FOR CB1522 / CB2323                 | EA | Control Board  | <input type="checkbox"/>            |                        |
|  | 630900765   |             | 1002609        | Cornelius | RETAINING RING, 2.5"           | FOR IMD600-30 (-90)                 | EA | PART           | <input checked="" type="checkbox"/> | Non-Stocked, Lead Time |
|   | 630900766   | 630900766   | 1016220        | Cornelius | GASKET, STORAGE BIN 2.0        | FOR IMD300-15 (-30)                 | EA | PART           | <input type="checkbox"/>            |                        |
|  | 630900769   |             | 1016221        | Cornelius | RETAINING RING                 | FOR IMD300-15 (-30)                 | EA | PART           | <input checked="" type="checkbox"/> | Non-Stocked, Lead Time |










| Picture   | Vendor Item | GIS Item    | Alternate Item | Vendor    | Item Description 01                   | Item Description 02                   | UM | Classification | NS                                  |
|---|-------------|-------------|----------------|-----------|---------------------------------------|---------------------------------------|----|----------------|-------------------------------------|
|    | 630900776   |             | 1009167        | Cornelius | TRANSFORMER,<br>120/24V 50/60Hz<br>No |                                       | EA | Transformer    | <input checked="" type="checkbox"/> |
|     | 630900777   |             | 1012443        | Cornelius | DISTRIBUTOR<br>WATER ASSEMBLY         | FOR ALL XAC<br>MODELS                 | EA | PART           | <input checked="" type="checkbox"/> |
|     | 630900779   |             | 1023964        | Cornelius | DISTRIBUTOR<br>WATER, INNER<br>BARB   | FOR ALL XAC<br>MODELS                 | EA | PART           | <input checked="" type="checkbox"/> |
|    | 630900786   | 630900786   | 1012545        | Cornelius | WATER VALVE,<br>115V                  | FOR<br>XAC322/330/522/5<br>30         | EA | Water Valve    | <input type="checkbox"/>            |
|     | 630900789   | 63-0900-789 | 2522305        | Cornelius | BOARD, PRESSURE<br>CONTROL            | FOR<br>XAC322/330/522/5<br>30/630/830 | EA | Control Board  | <input type="checkbox"/>            |
|     | 630900791   | 630900791   | 1012542        | Cornelius | WATER VALVE XAC<br>240V, 50HZ         | FOR<br>XAC322/330/522/5<br>30/630/830 | EA | Water Valve    | <input type="checkbox"/>            |
|    | 630900798   | 630900798   | 1014264        | Cornelius | PROXIMITY<br>SWITCH, XTREME           | FOR<br>XAC322/330/522/5<br>30/630/830 | EA | PART           | <input type="checkbox"/>            |
|   | 630900851   | 63-0900-851 | 1000678        | Cornelius | EXPANSION VALVE<br>1/4T               | FOR IACS224 /<br>IWCS224              | EA | TXV            | <input type="checkbox"/>            |
|   | 630900853   |             | 1014271        | Cornelius | CAP, FRONT PANEL,<br>30"              | FOR WCC1400                           | EA | PART           | <input checked="" type="checkbox"/> |
|  | 630900868   | 630900868   | 1014275        | Cornelius | SENSOR PRESSURE<br>PICKUP             | FOR<br>XAC322/330/522/5<br>30/630/830 | EA | PART           | <input type="checkbox"/>            |







Non-Stocked,  
Lead Time




Non-Stocked,  
Lead Time











Non-Stocked,  
Lead Time

Non-Stocked,  
Lead Time

| Picture   | Vendor Item | GIS Item  | Alternate Item | Vendor    | Item Description 01                             | Item Description 02                   | UM | Classification | NS                                  |                        |
|---|-------------|-----------|----------------|-----------|---|---------------------------------------|----|----------------|-------------------------------------|------------------------|
|     | 630900869   |           | 1006828        | Cornelius | PAN, WATER WRAP                                 | FOR ALL XAC MODELS                    | EA | PART           | <input checked="" type="checkbox"/> | Non-Stocked, Lead Time |
|    | 630900883   |           | 1023981        | Cornelius | CAP, PLUG, .50int/<br>.50ex 47dp Nat            | FOR ALL XAC MODELS                    | EA | PART           | <input checked="" type="checkbox"/> | Non-Stocked, Lead Time |
|    | 630900895   |           | 1030858        | Cornelius | NUT, HEX, SS 08-32<br>Keps                      | FOR ABS 2.0                           | EA | Hardware       | <input checked="" type="checkbox"/> | Non-Stocked, Lead Time |
|    | 630900903   |           | 1029274        | Cornelius | CLIP, FASTNER,<br>CHRISTMAS TREE,<br>BULK PLUG  | FOR ABS 1.0                           | EA | Hardware       | <input checked="" type="checkbox"/> | Non-Stocked, Lead Time |
|    | 630900908   |           | 1023988        | Cornelius | ORIFICE, FLOW<br>REDUCER                        | FOR X-SERIES<br>ICEMAKERS             | EA | PART           | <input checked="" type="checkbox"/> | Non-Stocked, Lead Time |
|     | 630900910   |           | 1014283        | Cornelius | DRIP TRAY, 18"                                  | FOR CB1522<br>INTELLICARB             | EA | Drip Tray      | <input checked="" type="checkbox"/> | Non-Stocked, Lead Time |
|   | 630900918   |           | 2612112        | Cornelius | SCREW, MACHINE,<br>10-32 PaPh 36 StZi<br>FS     |                                       | EA | Hardware       | <input checked="" type="checkbox"/> | Non-Stocked, Lead Time |
|  | 630900925   |           | 2614174        | Cornelius | COMPRESSOR, 2-<br>1/4, Tcsmseh<br>R404A, UL/CSA | FOR WCU1401                           | EA | Compressor     | <input checked="" type="checkbox"/> | Non-Stocked, Lead Time |
|  | 630900934   | 630900934 | 1008866        | Cornelius | WATER TROUGH<br>CAP 1"                          | FOR<br>XAC322/330/522/5<br>30/630/830 | EA | PART           | <input type="checkbox"/>            |                        |
|  | 630900942   |           | 1024000        | Cornelius | COVER, DISPENSE<br>TRAY, 2.5" WELL              | FOR WCC500/1400                       | EA | PART           | <input checked="" type="checkbox"/> | Non-Stocked, Lead Time |

| Picture   | Vendor Item | GIS Item  | Alternate Item | Vendor    | Item Description 01                | Item Description 02                  | UM | Classification   | NS   |
|---|-------------|-----------|----------------|-----------|------------------------------------|--------------------------------------|----|------------------|--|
|     | 630900946   | 630900946 | 1014285        | Cornelius | BIN CONTROL SWITCH ASSEMBLY, 110V  | FOR WCC500/700/1400 R                | EA | Control Board    | <input type="checkbox"/>                                   |
|     | 630900947   |           | 1024002        | Cornelius | BIN CONTROL SWITCH ASSEMBLY, 230V  | FOR WCC1001/1401A/2000R              | EA | Control Board    | <input checked="" type="checkbox"/> Non-Stocked, Lead Time |
|    | 630900948   |           | 1024003        | Cornelius | COVER, DISPENSE TRAY, 3.5" WELL    | FOR WCC2000                          | EA | PART             | <input checked="" type="checkbox"/> Non-Stocked, Lead Time |
|     | 630900953   | 630900953 | 1024005        | Cornelius | THERMOSTAT WELL                    | FOR WCC700/1400R/1401A               | EA | PART             | <input type="checkbox"/>                                   |
|     | 630900954   | 630900954 | 1024006        | Cornelius | THERMOSTAT WELL                    | FOR WCC1001A                         | EA | PART             | <input type="checkbox"/>                                   |
|     | 630900963   |           | 1024011        | Cornelius | GROMMET, MOUNTING, COMPRESSOR      | FOR XWC830 / XAC-XRC-XWC1030/1230/14 | EA | PART             | <input checked="" type="checkbox"/> Non-Stocked, Lead Time |
|   | 630900964   |           | 1024012        | Cornelius | SLEEVE, GROMMET, COMPRESSOR        | FOR XWC830 / XAC-XRC-XWC1030/1230/14 | EA | PART             | <input checked="" type="checkbox"/> Non-Stocked, Lead Time |
|   | 630900967   |           | 1014287        | Cornelius | RUN CAPACITOR 45 Mfd 370v          | FOR WCC1400/1401A / WCU1401          | EA | PART             | <input checked="" type="checkbox"/> Non-Stocked, Lead Time |
|  | 630900979   |           | 1024019        | Cornelius | FITTING, A, BR, 3/8" Bb x 3/8" MPT |                                      | EA | Fitting, General | <input checked="" type="checkbox"/> Non-Stocked, Lead Time |
|  | 630901026   |           | 1024033        | Cornelius | CAPACITOR, START, 176-216 330V     | FOR WCC1400/1401A / WCU1401          | EA | PART             | <input checked="" type="checkbox"/> Non-Stocked, Lead Time |



| Picture   | Vendor Item | GIS Item  | Alternate Item | Vendor    | Item Description 01                             | Item Description 02                 | UM | Classification | NS                                  |                           |
|---|-------------|-----------|----------------|-----------|---|-------------------------------------|----|----------------|-------------------------------------|---------------------------|
|    | 630901099   |           | 2619298        | Cornelius | SCREW, TC, 08-32<br>PaPh 16 StZx F              |                                     | EA | Hardware       | <input checked="" type="checkbox"/> | Non-Stocked,<br>Lead Time |
|     | 630901124   |           | 1029891        | Cornelius | CUP REST,<br>STANDARD, 21.7" x<br>9.8"          | FOR CB2323                          | EA | Cup Rest       | <input checked="" type="checkbox"/> | Non-Stocked,<br>Lead Time |
|     | 630901139   |           | 1029839        | Cornelius | CONDENSER COIL,<br>WATER, 6400BTU,<br>TURBOTEC  | FOR WCF700 /<br>WCF710A             | EA | Condenser      | <input checked="" type="checkbox"/> | Non-Stocked,<br>Lead Time |
|     | 630901213   |           | 2615161        | Cornelius | CUP REST<br>ASSEMBLY, 28.75"<br>x 9.88"         | W/ CUP<br>LOCATORS. FOR<br>APEXX    | EA | Cup Rest       | <input checked="" type="checkbox"/> | Non-Stocked,<br>Lead Time |
|     | 630901344   |           | 1043459        | Cornelius | TRIM EDGING,<br>VINYL, 7/16" x<br>1/32"         |                                     | EA | PART           | <input checked="" type="checkbox"/> | Non-Stocked,<br>Lead Time |
|     | 630901363   |           | 2518268        | Cornelius | TAG, WARRANTY<br>CLAIM, COPELAND                |                                     | EA | OTHER          | <input checked="" type="checkbox"/> | Non-Stocked,<br>Lead Time |
|   | 630901364   |           | 1038048        | Cornelius | SWITCH, LOW<br>PRESSURE                         | FOR CR1101 /<br>WCU1401             | EA | LP Control     | <input checked="" type="checkbox"/> | Non-Stocked,<br>Lead Time |
|  | 630901379   |           | 1041932        | Cornelius | SCREW, WING, 1/4-<br>20, SS                     | FOR CB2323                          | EA | Hardware       | <input checked="" type="checkbox"/> | Non-Stocked,<br>Lead Time |
|   | 630901403   | 630901403 | 1037780        | Cornelius | PROBE LEVEL CTL<br>ASSEMBLY, INTELLI<br>DROP-IN | W/O O-RING. FOR<br>CB1522/2323/3023 | EA | Probe          | <input type="checkbox"/>            |                           |
|   | 630901446   |           | 1037517        | Cornelius | CUP REST, 26" x<br>9.87" SS                     | FOR CB2323                          | EA | Cup Rest       | <input checked="" type="checkbox"/> | Non-Stocked,<br>Lead Time |

| Picture  | Vendor Item | GIS Item  | Alternate Item | Vendor    | Item Description 01                           | Item Description 02                   | UM | Classification      | NS                                  |                           |
|--|-------------|-----------|----------------|-----------|---|---------------------------------------|----|---------------------|-------------------------------------|---------------------------|
|   | 630901495   |           | 1040596        | Cornelius | NUT, 8-32 THIN<br>NYLON 18-8, SS              | FOR<br>XAC322/330/522/5<br>30/630/830 | EA | Hardware            | <input checked="" type="checkbox"/> | Non-Stocked,<br>Lead Time |
|    | 630901504   |           | 1041341        | Cornelius | TUBING, BRAIDED,<br>375x535 TR, 100 Ft        |                                       | EA | Tubing,<br>Beverage | <input checked="" type="checkbox"/> | Non-Stocked,<br>Lead Time |
|    | 630901505   | 630901505 | 1041466        | Cornelius | 100' 265 X 420 OD<br>TASTE, BRAIDED<br>TUBING |                                       | FT | Tubing,<br>Beverage | <input type="checkbox"/>            |                           |
|   | 630901559   |           | 1041843        | Cornelius | COVER, VALVE, LEV<br>PORTION CONTROL          | EASY TOUCH                            | EA | PART                | <input checked="" type="checkbox"/> | Non-Stocked,<br>Lead Time |
|   | 630901575   | 630901575 | 1043310        | Cornelius | SEAL, DRIP TRAY TO<br>TOWER DRAIN             | FOR<br>CB1522/1722/2323<br>/3023      | EA | PART                | <input type="checkbox"/>            |                           |
|   | 630901600   |           | 1044553        | Cornelius | MANIFOLD<br>ASSEMBLY, LH, 8-<br>VALVE         | FOR CB2323                            | EA | PART                | <input checked="" type="checkbox"/> | Non-Stocked,<br>Lead Time |
|  | 630901601   |           | 1044552        | Cornelius | MANIFOLD<br>ASSEMBLY, RH, 8-<br>VALVE         | FOR CB2323                            | EA | PART                | <input checked="" type="checkbox"/> | Non-Stocked,<br>Lead Time |
|  | 630901665   |           | 2608016        | Cornelius | WATER BOOSTER,<br>2-GALLON, 1/2"<br>FITTING   | McCANN'S                              | EA | Water Booster       | <input checked="" type="checkbox"/> | Non-Stocked,<br>Lead Time |
|  | 630901670   |           | 2556414        | Cornelius | TIMER DELAY                                   | FOR<br>WCC1401/2000                   | EA | PART                | <input checked="" type="checkbox"/> | Non-Stocked,<br>Lead Time |
|  | 631300004   | 631300004 | 1000784        | Cornelius | MERCANDISER,<br>CURVE, DR. PEPPER,<br>23"     | FOR CB2323                            | EA | Merchandiser        | <input type="checkbox"/>            |                           |









| Picture  | Vendor Item | GIS Item    | Alternate Item | Vendor    | Item Description 01                   | Item Description 02             | UM | Classification  | NS                                  |
|--|-------------|-------------|----------------|-----------|---------------------------------------|---------------------------------|----|-----------------|-------------------------------------|
|    | 631500000   | 63-1500-000 | 1010613        | Cornelius | BIN THERMOSTAT KIT                    | FOR I SERIES ICEMAKERS          | EA | Bin Thermostat  | <input type="checkbox"/>            |
|    | 631500018   | 631500018   |                | Cornelius | COMPRESSOR (OBS)                      | SHOWS (1) IN STOCK. FOR WCC700  | EA | Compressor      | <input type="checkbox"/>            |
|    | 631500033   | 631500033   |                | Cornelius | COMPRESSOR (OBS)                      | SHOWS (1) IN STOCK. FOR WCC700R | EA | Compressor      | <input type="checkbox"/>            |
|    | 631500100   |             | 1010017        | Cornelius | COMPRESSOR KIT, 1/3HP, 120/60, Tcmseh | FOR IACS224 / IWCS224           | EA | Compressor      | <input checked="" type="checkbox"/> |
|    | 631500123   | 631500123   | 1016141        | Cornelius | THERMOSTAT KIT                        | FOR WCC700A                     | EA | PART            | <input type="checkbox"/>            |
|    | 631500147   | 631500147   | 1029453        | Cornelius | COMPRESSOR KIT, Tcmseh, 208-230V/60HZ | FOR WCC1401 / WCU1401 / XAC1230 | EA | Compressor      | <input type="checkbox"/>            |
|   | 631500198   |             | 1032507        | Cornelius | CARBONATOR TANK ASSEMBLY              | FOR CB2323                      | EA | Carbonator Tank | <input checked="" type="checkbox"/> |
|  | 631500199   |             | 1032431        | Cornelius | CARBONATOR TANK REPLACEMENT KIT       | 4 X 8                           | EA | Carbonator Tank | <input checked="" type="checkbox"/> |
|  | 631500218   | 631500218   | 1041403        | Cornelius | ELECTRIC WATER VALVE SPIGOT KIT       | IC PUSH BUTTON KIT              | EA | PART            | <input type="checkbox"/>            |
|  | 631500289   |             | 1039044        | Cornelius | PANEL, SPLASH GUARD                   | FOR BOSTON CB2323               | EA | Splash Panel    | <input checked="" type="checkbox"/> |

Non-Stocked,  
Lead TimeNon-Stocked,  
Lead TimeNon-Stocked,  
Lead TimeNon-Stocked,  
Lead Time



| Picture  | Vendor Item | GIS Item   | Alternate Item | Vendor    | Item Description 01                 | Item Description 02                      | UM | Classification   | NS                                  |                           |
|--|-------------|------------|----------------|-----------|-------------------------------------|--|----|------------------|-------------------------------------|---------------------------|
|    | 631500317   | 631500317  | 1044518        | Cornelius | EVAPORATOR<br>CONVERSION KIT        |  | EA | Evaporator       | <input type="checkbox"/>            |                           |
|    | 631500318B  |            | 1051582        | Cornelius | GEARMOTOR KIT,<br>2000 SERIES BISON | FOR<br>WCC1002/2001 /<br>WCF1101/2201    | EA | Motor            | <input checked="" type="checkbox"/> | Non-Stocked,<br>Lead Time |
|    | 631500319   | 631500319  | 1049011        | Cornelius | GEARMOTOR KIT                       | FOR WCC1001A /<br>WCF1101A               | EA | Motor            | <input type="checkbox"/>            |                           |
|    | 638000525   |            | 1005181        | Cornelius | MOTOR, FAN                          | FOR IMD300-15                            | EA | Motor            | <input checked="" type="checkbox"/> | Non-Stocked,<br>Lead Time |
|    | 638000784   |            | 1024053        | Cornelius | CONDENSER                           | FOR IMD300-15                            | EA | Condenser        | <input checked="" type="checkbox"/> | Non-Stocked,<br>Lead Time |
|    | 638000872   |            | 1024057        | Cornelius | FAN SHROUD                          | FOR IMD300-15                            | EA | PART             | <input checked="" type="checkbox"/> | Non-Stocked,<br>Lead Time |
|   | 638000981   |            | 1000449        | Cornelius | SPACER                              | FOR IMD600-30                            | EA | PART             | <input checked="" type="checkbox"/> | Non-Stocked,<br>Lead Time |
|  | 638001944   |            | 1014337        | Cornelius | LABEL, WARNING,<br>KEEP HANDS AWAY  |  | EA | Label            | <input checked="" type="checkbox"/> | Non-Stocked,<br>Lead Time |
|  | 638003001   | 6380-03001 | 1008066        | Cornelius | FITTING, TEE,<br>PLASTIC            |  | EA | Fitting, General | <input type="checkbox"/>            |                           |
|  | 638003898   | 6380-03898 | 1008093        | Cornelius | RELAY                               | FOR<br>WCC500/700/1400<br>R / WCF500/700 | EA | PART             | <input type="checkbox"/>            |                           |

| Picture   | Vendor Item | GIS Item   | Alternate Item | Vendor    | Item Description 01    | Item Description 02                    | UM | Classification | NS                                  |                        |
|---|-------------|------------|----------------|-----------|------------------------|--|----|----------------|-------------------------------------|------------------------|
|    | 638004204   |            | 1003238        | Cornelius | CONDENSER, AIR COOLED  | FOR IMD300-30 / IMD600-30              | EA | Condenser      | <input checked="" type="checkbox"/> | Non-Stocked, Lead Time |
|    | 638004285   |            | 1005081        | Cornelius | SHROUD, FAN            | FOR IMD300-30 / IMD600-30              | EA | PART           | <input checked="" type="checkbox"/> | Non-Stocked, Lead Time |
|     | 638004387   |            | 1005213        | Cornelius | FAN BLADE, 3-PETALS    | FOR IMD300-30                          | EA | Fan Blade      | <input checked="" type="checkbox"/> | Non-Stocked, Lead Time |
|    | 638004391   |            | 1024088        | Cornelius | BRACKET, FAN MOUNTING  | FOR IMD300-30/IMD600-30 / WCC1001A     | EA | PART           | <input checked="" type="checkbox"/> | Non-Stocked, Lead Time |
|    | 638004393   | 6380-04393 | 1007681        | Cornelius | DRIER, FILTER          | FOR IMD300-15(-30)/600-30 / WCC500/700 | EA | PART           | <input type="checkbox"/>            |                        |
|     | 638004402   | 638004402  | 1003365        | Cornelius | RELAY, ANTI-FREEZE     | FOR IMD300-15                          | EA | PART           | <input type="checkbox"/>            |                        |
|   | 638004416   |            | 1004868        | Cornelius | PIVOT PIN              | FOR ALL IMD MODELS                     | EA | PART           | <input checked="" type="checkbox"/> | Non-Stocked, Lead Time |
|  | 638004417   |            | 1007144        | Cornelius | DRIVE PIN              | FOR ALL IMD MODELS                     | EA | PART           | <input checked="" type="checkbox"/> | Non-Stocked, Lead Time |
|  | 638004418   |            | 1007266        | Cornelius | SPRING, TORSION, UPPER | FOR ALL IMD MODELS                     | EA | PART           | <input checked="" type="checkbox"/> | Non-Stocked, Lead Time |
|  | 638004441   |            | 1029437        | Cornelius | SPACER, LOWER, FS      | FOR WCC2000                            | EA | PART           | <input checked="" type="checkbox"/> | Non-Stocked, Lead Time |

| Picture   | Vendor Item  | GIS Item     | Alternate Item | Vendor    | Item Description 01                     | Item Description 02                     | UM | Classification | NS                                  |
|---|--------------|--------------|----------------|-----------|---|---|----|----------------|-------------------------------------|
|    | 638004443    |              | 1007329        | Cornelius | SPRING, TORSION, LOWER                  | FOR ALL IMD MODELS                      | EA | PART           | <input checked="" type="checkbox"/> |
|     | 638004615    | 04615        | 1006246        | Cornelius | LEG KIT, 4" ADJUSTABLE                  | FOR ALL IMD MODELS                      | EA | Leg Set        | <input type="checkbox"/>            |
|     | 638004643-05 | 638004643-05 | 1001071        | Cornelius | WATER LEVEL CONTROL                     | FOR WCC700                              | EA | PART           | <input type="checkbox"/>            |
|     | 638004673    | 638004673    |                | Cornelius | ACORN NUT 3/8-16 (OBS)                  | SHOWS (168) IN STOCK.                   | EA | Hardware       | <input type="checkbox"/>            |
|    | 638004717    |              | 1024093        | Cornelius | BRACKET, WATER LEVEL CONTROL            | FOR IMD300-30 / IMD600-30 / WCC500/700  | EA | PART           | <input checked="" type="checkbox"/> |
|    | 638004791    | 6380-04791   | 1001115        | Cornelius | TOGGLE SWITCH                           | FOR IMD-15-30-90, WCC500/700/1400 /2000 | EA | PART           | <input type="checkbox"/>            |
|   | 638005182    |              | 1014346        | Cornelius | LABEL, ICE LEVEL                        |   | EA | Label          | <input checked="" type="checkbox"/> |
|  | 638005826-02 |              | 1014350        | Cornelius | DOOR LATCH                              |   | EA | PART           | <input checked="" type="checkbox"/> |
|   | 638006143    |              | 1001761        | Cornelius | TUBING, CLEAR, VINYL, 1/8" ID x 1/4" OD |   | EA | OTHER          | <input checked="" type="checkbox"/> |
|   | 638006529    |              | 1002524        | Cornelius | COVER, SWITCH, LEVER ACTUATED           | FOR IMD-30-90 MODELS                    | EA | PART           | <input checked="" type="checkbox"/> |

Non-Stocked, Lead Time




Non-Stocked, Lead Time

Non-Stocked, Lead Time

Non-Stocked, Lead Time











Non-Stocked, Lead Time

Non-Stocked, Lead Time





| Picture   | Vendor Item  | GIS Item          | Alternate Item | Vendor    | Item Description 01                          | Item Description 02                       | UM | Classification   | NS                                  |                           |
|---|--------------|-------------------|----------------|-----------|--|---|----|------------------|-------------------------------------|---------------------------|
|    | 638007009-02 |                   | 1029295        | Cornelius | SCREW, #6 X 3/8"<br>LONG TYPE B Paph<br>SS   | FOR IMD300-15                             | EA | PART             | <input checked="" type="checkbox"/> | Non-Stocked,<br>Lead Time |
|    | 638007026-01 |                   | 1004462        | Cornelius | SCREW, MACHINE,<br>08-32 Paph 12 SS          | 8/32 X 3/8 RHMS                           | EA | Hardware         | <input checked="" type="checkbox"/> | Non-Stocked,<br>Lead Time |
|    | 638007051-04 |                   | 1024108        | Cornelius | SCREW, #10-32 x<br>3/8" Ph Cad Plt           |   | EA | Hardware         | <input checked="" type="checkbox"/> | Non-Stocked,<br>Lead Time |
|    | 638007088-02 |                   | 1002538        | Cornelius | BOLT, 1/4-20x3/8"<br>Hh Ss Fs                |   | EA | Hardware         | <input checked="" type="checkbox"/> | Non-Stocked,<br>Lead Time |
|    | 638007088-06 | 6380-07088-<br>06 | 1000462        | Cornelius | SCREW 1/4-20 X<br>3/4" LONG                  | FOR IMD600-90                             | EA | Hardware         | <input type="checkbox"/>            |                           |
|    | 638007108-01 |                   | 1000071        | Cornelius | CANOE CLIP                                   | FOR IMD600-90                             | EA | Hardware         | <input checked="" type="checkbox"/> | Non-Stocked,<br>Lead Time |
|   | 638007201-01 |                   | 1009189        | Cornelius | NUT, 4-40 Esna                               |   | EA | Hardware         | <input checked="" type="checkbox"/> | Non-Stocked,<br>Lead Time |
|  | 638007262-01 |                   | 1000610        | Cornelius | NUT, TINNERMAN                               | FOR<br>WCC500/1400/200<br>OR / WCF500/700 | EA | Hardware         | <input checked="" type="checkbox"/> | Non-Stocked,<br>Lead Time |
|  | 638007276-01 |                   | 1024117        | Cornelius | NUT, 10a Or Z Tinn<br>FI Fs                  | FOR WCC700A                               | EA | Hardware         | <input checked="" type="checkbox"/> | Non-Stocked,<br>Lead Time |
|  | 638007295    |                   | 1024119        | Cornelius | FITTING,<br>BULKHEAD, 5/8"<br>MFL x 3/8" FPT | FOR WCC500W /<br>WCC1001W                 | EA | Fitting, General | <input checked="" type="checkbox"/> | Non-Stocked,<br>Lead Time |

| Picture  | Vendor Item   | GIS Item      | Alternate Item | Vendor    | Item Description 01                 | Item Description 02              | UM | Classification | NS                                  |                           |
|--|---------------|---------------|----------------|-----------|-------------------------------------|----------------------------------|----|----------------|-------------------------------------|---------------------------|
|         | 638007301-03  |               | 1002224        | Cornelius | WASHER, FLAT, 156<br>187 032 SS #6  | FOR<br>WCC700/1000/140<br>0/2000 | EA | Hardware       | <input checked="" type="checkbox"/> | Non-Stocked,<br>Lead Time |
|          | 638007301-030 | 638007301-030 | 1007312        | Cornelius | LOWER WASHER                        | FOR IMD600-30(-<br>90) / WCCXXXX | EA | Hardware       | <input type="checkbox"/>            |                           |
|          | 638007301-037 |               | 1000389        | Cornelius | WASHER, FLAT,<br>1.781" Od X .78    |                                  | EA | Hardware       | <input checked="" type="checkbox"/> | Non-Stocked,<br>Lead Time |
|  | 638007301-18  |               | 1000396        | Cornelius | WASHER, FLAT,<br>1.00'od X .281"ld  | FOR IMD-15-30-90                 | EA | Hardware       | <input checked="" type="checkbox"/> | Non-Stocked,<br>Lead Time |
|         | 638007303-01  |               | 1024120        | Cornelius | WASHER, LOCK,<br>125 296 020 SS l#4 |                                  | EA | Hardware       | <input checked="" type="checkbox"/> | Non-Stocked,<br>Lead Time |
|         | 638007308-01  |               | 1030265        | Cornelius | WASHER, FIBER                       | FOR IMD300-30 /<br>IMD600-30     | EA | Hardware       | <input checked="" type="checkbox"/> | Non-Stocked,<br>Lead Time |
|         | 638007325-004 |               | 2613804        | Cornelius | CLAMP, HOSE,<br>WORM                |                                  | EA | Clamp or Tie   | <input checked="" type="checkbox"/> | Non-Stocked,<br>Lead Time |
|       | 638007337-02  |               | 1004772        | Cornelius | E-RING                              | FOR IMD300-30 /<br>IMD600-30     | EA | Hardware       | <input checked="" type="checkbox"/> | Non-Stocked,<br>Lead Time |
|       | 638007338-01  |               | 1000154        | Cornelius | RING, RETAINER                      | FOR ALL IMD<br>MODELS            | EA | Hardware       | <input checked="" type="checkbox"/> | Non-Stocked,<br>Lead Time |
|       | 638007345-07  |               | 2578289        | Cornelius | PIN, ROLL, .125<br>DIA. X 3/4"      | FOR IMD300-15                    | EA | Hardware       | <input checked="" type="checkbox"/> | Non-Stocked,<br>Lead Time |

| Picture  | Vendor Item  | GIS Item          | Alternate Item | Vendor    | Item Description 01                          | Item Description 02                       | UM | Classification   | NS                                  |                           |
|--|--------------|-------------------|----------------|-----------|--|---|----|------------------|-------------------------------------|---------------------------|
|   | 638007373    |                   | 1004482        | Cornelius | FITTING, A, BR,<br>1/4" MFL x 1/4" FPT       | FOR IMD300-15                             | EA | Fitting, General | <input checked="" type="checkbox"/> | Non-Stocked,<br>Lead Time |
|   | 638007504    |                   | 1009347        | Cornelius | VIBRATION<br>MOUNT, 5/16-18<br>STUD          | FOR IMD300-15(-<br>30) / IMD600-90        | EA | PART             | <input checked="" type="checkbox"/> | Non-Stocked,<br>Lead Time |
|   | 638007972-03 |                   | 2619505        | Cornelius | SCREW, 10 x 3/4"<br>Lg Type B HHWFFS         | FOR IMD600-30                             | EA | Hardware         | <input checked="" type="checkbox"/> | Non-Stocked,<br>Lead Time |
|   | 638008097    |                   | 1014358        | Cornelius | CLAMP, REED<br>SWITCH                        | FOR IMD300-30 /<br>IMD600-30 /<br>WCC1001 | EA | PART             | <input checked="" type="checkbox"/> | Non-Stocked,<br>Lead Time |
|   | 638008315    | 6380-08315        | 1001110        | Cornelius | SWITCH,<br>DISPENSER, LEVER<br>ACTUATED      | FOR IMD-30-90<br>MODELS                   | EA | PART             | <input type="checkbox"/>            |                           |
|   | 638008315    | 638008315         | 1001110        | Cornelius | SWITCH,<br>DISPENSER, LEVER<br>ACTUATED      | FOR IMD-30-90<br>MODELS                   | EA | PART             | <input type="checkbox"/>            |                           |
|  | 638008409    |                   | 1024145        | Cornelius | FITTING,<br>BULKHEAD, BR,<br>7/16-20 MFL (2) | FOR<br>WCC500/1400/200<br>0 / WCF500/700  | EA | Fitting, General | <input checked="" type="checkbox"/> | Non-Stocked,<br>Lead Time |
|  | 638008483    | 6380-08483        | 1001495        | Cornelius | REED SWITCH                                  | FOR<br>WCC500/700/1401<br>/1400           | EA | PART             | <input type="checkbox"/>            |                           |
|  | 638008483-01 | 6380-08483-<br>01 | 1003880        | Cornelius | REED SWITCH                                  | FOR IMD300-30 /<br>IMD600-30              | EA | PART             | <input type="checkbox"/>            |                           |
|  | 638008483-03 | 638008483-03      | 1000576        | Cornelius | REED SWITCH                                  | FOR IMD600-90                             | EA | PART             | <input type="checkbox"/>            |                           |

| Picture  | Vendor Item  | GIS Item     | Alternate Item | Vendor    | Item Description 01                       | Item Description 02                    | UM | Classification     | NS                                  |
|--|--------------|--------------|----------------|-----------|---|--|----|--------------------|-------------------------------------|
|    | 638008483-06 | 638008483-06 | 1000474        | Cornelius | REED SWITCH                               | FOR IMD300-15 / WCC700                 | EA | PART               | <input type="checkbox"/>            |
|    | 638008618    | 638008618    |                | Cornelius | FAN BLADE UCC40 (OBS)                     | SHOWS (1) IN STOCK.                    | EA | Fan Blade          | <input type="checkbox"/>            |
|    | 638008814    |              | 1024153        | Cornelius | BRACKET, FAN MOTOR                        | FOR WCC500/700                         | EA | PART               | <input checked="" type="checkbox"/> |
|    | 638008854    |              | 1024160        | Cornelius | CONDENSER, AIR COOLED                     | FOR WCC500A                            | EA | Condenser          | <input checked="" type="checkbox"/> |
|    | 638008943    |              | 1005122        | Cornelius | FAN, EXHAUST                              | FOR IMD-30-90 / WCC500W (WATER COOLED) | EA | Motor              | <input checked="" type="checkbox"/> |
|    | 638009062-02 |              | 1007213        | Cornelius | CHAIN, 3/8 Pitch                          | FOR IMD600-90                          | EA | PART               | <input checked="" type="checkbox"/> |
|   | 638009376    | 638009376    | 1010434        | Cornelius | FISHER FAUCET 1013, GLASS FILLER, 1/4 MFL |  | EA | Accessory, General | <input type="checkbox"/>            |
|  | 638009387    | 6380-09387   | 1005916        | Cornelius | SWITCH, BIN CONTROL                       | FOR DF150 / WCC2000                    | EA | PART               | <input type="checkbox"/>            |
|  | 638009388-01 | 638009388-01 | 1000674        | Cornelius | AUGER DELAY THERMOSTAT                    | FOR WCC1400/2000                       | EA | PART               | <input type="checkbox"/>            |
|  | 638009603    | 6380-09603   | 1010708        | Cornelius | BEARING, UPPER EXTRUDER HEAD              | FOR WCC700                             | EA | PART               | <input type="checkbox"/>            |

Non-Stocked,  
Lead TimeNon-Stocked,  
Lead TimeNon-Stocked,  
Lead TimeNon-Stocked,  
Lead Time

| Picture  | Vendor Item | GIS Item   | Alternate Item | Vendor    | Item Description 01                 | Item Description 02                     | UM | Classification | NS                                  |                        |
|--|-------------|------------|----------------|-----------|-------------------------------------|---|----|----------------|-------------------------------------|------------------------|
|    | 638009627   |            | 1014362        | Cornelius | PLATE, DISPENSE, LEVER ACTUATED     | FOR IMD-30" MODELS                      | EA | PART           | <input checked="" type="checkbox"/> | Non-Stocked, Lead Time |
|   | 638009755   |            | 1007674        | Cornelius | SWITCH, PRESSURE                    | FOR IMD-30-90 (WTR COOL) / WCC500W/700W | EA | PART           | <input checked="" type="checkbox"/> | Non-Stocked, Lead Time |
|   | 638010002   |            | 1010145        | Cornelius | RELAY                               | FOR WCC1001/1401A/2000R                 | EA | PART           | <input checked="" type="checkbox"/> | Non-Stocked, Lead Time |
|    | 638010019   | 638010019  |                | Cornelius | SOLENOID DISP MECH 2 (OBS)          | SHOWS (2) IN STOCK.                     | EA | PART           | <input type="checkbox"/>            |                        |
|    | 638010081   | 6380-10081 | 1001727        | Cornelius | SOLENOID ASSEMBLY                   | FOR IMD-15-30-90                        | EA | PART           | <input type="checkbox"/>            |                        |
|    | 638011396   |            | 1024180        | Cornelius | CABLE, BIN CONTROL                  | FOR IMD300-30 / IMD600-30               | EA | PART           | <input checked="" type="checkbox"/> | Non-Stocked, Lead Time |
|   | 638011558   |            | 1024187        | Cornelius | CABLE ASSEMBLY, DISPENSER SWITCH    | PUSH BUTTON. FOR IMD600-90              | EA | PART           | <input checked="" type="checkbox"/> | Non-Stocked, Lead Time |
|  | 638011600   |            | 1000184        | Cornelius | WIRE ASSEMBLY, DISPENSE SWITCH      | PUSH-BUTTON ACTUATED, IMD-30" MODELS    | EA | Wire Harness   | <input checked="" type="checkbox"/> | Non-Stocked, Lead Time |
|  | 638011643   |            | 1014366        | Cornelius | CABLE ASSEMBLY, LEVER ACTUATED      | FOR IMD-30-90 MODELS                    | EA | Wire Harness   | <input checked="" type="checkbox"/> | Non-Stocked, Lead Time |
|  | 638011644   |            | 1024199        | Cornelius | CABLE ASSEMBLY, TRANS, 3-WIRE, 115V |   | EA | Wire Harness   | <input checked="" type="checkbox"/> | Non-Stocked, Lead Time |



| Picture   | Vendor Item | GIS Item   | Alternate Item | Vendor    | Item Description 01                  | Item Description 02            | UM | Classification | NS                                  |
|---|-------------|------------|----------------|-----------|--------------------------------------|--------------------------------|----|----------------|-------------------------------------|
|    | 638011645   | 638011645  | 1005350        | Cornelius | CABLE ASSEMBLY, GEAR MOTOR (OBS)     | FOR IMD300-30 / IMD600-30(-90) | EA | Wire Harness   | <input type="checkbox"/>            |
|    | 638011648   |            | 1002816        | Cornelius | CABLE ASSEMBLY, TRANS, 3-WIRE, 208V  | FOR WCC2000                    | EA | Wire Harness   | <input checked="" type="checkbox"/> |
|    | 638030024   |            | 1024206        | Cornelius | BRACKET, WATER LEVEL CONTROL         | FOR IMD300-15 / IMD600-90      | EA | PART           | <input checked="" type="checkbox"/> |
|    | 638030733   |            | 2540354        | Cornelius | RELAY, START                         | FOR IMD300-15                  | EA | PART           | <input checked="" type="checkbox"/> |
|    | 638030819   | 6380-30819 |                | Cornelius | FLOAT & STEM ASSY (OBS)              | SHOWS (1) IN STOCK.            | EA | PART           | <input type="checkbox"/>            |
|    | 638030856   |            | 1004967        | Cornelius | BEARING, EXTRUDER HEAD, MACHINE 1000 | FOR WCC2000                    | EA | PART           | <input checked="" type="checkbox"/> |
|   | 638031002   | 638031002  | 1003300        | Cornelius | DOOR GASKET                          | FOR IMDXXX-15-30-90            | EA | PART           | <input type="checkbox"/>            |
|  | 638031003   |            | 1003485        | Cornelius | CAPACITOR, RUN                       | FOR IMD300-30 / IMD600-30      | EA | PART           | <input checked="" type="checkbox"/> |
|  | 638031006   |            | 1014369        | Cornelius | DOOR MECHANISM LINK                  | FOR ALL IMD MODELS             | EA | PART           | <input checked="" type="checkbox"/> |
|  | 638031007   |            | 1004817        | Cornelius | PIN, LINKAGE, FS                     | FOR ALL IMD MODELS             | EA | PART           | <input checked="" type="checkbox"/> |

Non-Stocked, Lead Time

Non-Stocked, Lead Time






Non-Stocked, Lead Time

Non-Stocked, Lead Time

Non-Stocked, Lead Time



Non-Stocked, Lead Time

Non-Stocked, Lead Time

| Picture   | Vendor Item       | GIS Item   | Alternate Item | Vendor    | Item Description 01                    | Item Description 02              | UM | Classification        | NS                                  |                           |
|---|-------------------|------------|----------------|-----------|--|----------------------------------|----|-----------------------|-------------------------------------|---------------------------|
|     | 638031027         |            | 1001204        | Cornelius | O-RING, 1.975id<br>210cs 60du          | FOR IMD600-30 (-<br>90)          | EA | O-Ring                | <input checked="" type="checkbox"/> | Non-Stocked,<br>Lead Time |
|    | 638031036-<br>001 |            | 1005075        | Cornelius | ICE DOOR                               | FOR ALL IMD<br>MODELS            | EA | PART                  | <input checked="" type="checkbox"/> | Non-Stocked,<br>Lead Time |
|     | 638031078         | 6380-31078 | 1007436        | Cornelius | AGITATOR ARM                           | FOR IMD300-30 /<br>IMD600-30     | EA | PART                  | <input type="checkbox"/>            |                           |
|     | 638031108         | 638031108  | 1008404        | Cornelius | DISPENSE<br>MECHANISM                  | FOR IMDXXX-15-30-<br>90          | EA | PART                  | <input type="checkbox"/>            |                           |
|     | 638031147         |            | 1024240        | Cornelius | PLATE, ICE LEVEL                       | FOR IMD300-30 /<br>IMD600-30     | EA | PART                  | <input checked="" type="checkbox"/> | Non-Stocked,<br>Lead Time |
|     | 638031150         |            | 1003413        | Cornelius | DIAPHRAGM                              | FOR IMD300-30 /<br>IMD600-30     | EA | PART                  | <input checked="" type="checkbox"/> | Non-Stocked,<br>Lead Time |
|     | 638031159         | 6380-31159 | 1012519        | Cornelius | ARM, UPPER<br>AGITATOR                 | FOR IMD300-30 /<br>IMD600-30     | EA | PART                  | <input type="checkbox"/>            |                           |
|  | 638031162         |            | 1005123        | Cornelius | BOOT, SWITCH,<br>LEVER ACTUATED        | FOR IMDXXX-30-90<br>MODELS       | EA | PART                  | <input checked="" type="checkbox"/> | Non-Stocked,<br>Lead Time |
|   | 638031230         | 6380-31230 |                | Cornelius | DRAIN TRAY<br>REPLACEMENT KIT<br>(OBS) | SHOWS (4) IN<br>STOCK.           | EA | PART                  | <input type="checkbox"/>            |                           |
|   | 638031243         | 31243      | 1004156        | Cornelius | IMD FLOOR STAND<br>(OBS)               | FOR IMD300-15 UP<br>TO IMD600-30 | EA | Accessory,<br>General | <input type="checkbox"/>            |                           |

| Picture  | Vendor Item       | GIS Item           | Alternate Item | Vendor    | Item Description 01                  | Item Description 02                         | UM | Classification        | NS                                  |
|--|-------------------|--------------------|----------------|-----------|--------------------------------------|---|----|-----------------------|-------------------------------------|
|    | 638031498         | 638031498          | 1010559        | Cornelius | TIMER, AUGER,<br>DELAY 60-SECS       | FOR IMDXXX-30-90<br>/ WCC500/700            | EA | PART                  | <input type="checkbox"/>            |
|    | 638031498         | 6380-31498         | 1010559        | Cornelius | TIMER, AUGER,<br>DELAY 60-SECS       | FOR IMDXXX-30-90<br>/ WCC500/700            | EA | PART                  | <input type="checkbox"/>            |
|    | 638031500         | 638031500          | 1001846        | Cornelius | MANUAL GLASS<br>FILLER WATER KIT     | FOR IMDXXX-XX                               | EA | Accessory,<br>General | <input type="checkbox"/>            |
|    | 638031719-<br>001 | 6380-31719-<br>001 | 1008621        | Cornelius | EVAPORATOR ASSY<br>FOAMED 2.5" (OBS) | SHOWS (1) IN<br>STOCK.                      | EA | Evaporator            | <input type="checkbox"/>            |
|    | 638031763-<br>002 | 6380-31763-<br>002 | 1009730        | Cornelius | DRAIN RECEPTACLE<br>ASSEMBLY         | FOR IMDXXX-15-30-<br>90                     | EA | PART                  | <input type="checkbox"/>            |
|    | 638031796         | 6380-31796         | 1001918        | Cornelius | CONTROL, TIMER<br>DELAY              | FOR IMDXXX-30-90                            | EA | PART                  | <input type="checkbox"/>            |
|   | 638031876         |                    | 1001654        | Cornelius | CONTROL TIMER<br>DELAY, 230V/60HZ    | FOR IMD300-30 /<br>IMD600-30 /<br>IMD600-90 | EA | PART                  | <input checked="" type="checkbox"/> |
|  | 638032025-<br>001 | 6380-32025-<br>001 | 1005556        | Cornelius | FRONT PANEL FOR<br>LEVER ACTUATED    | FOR IMD300-30 /<br>IMD600-300               | EA | PART                  | <input type="checkbox"/>            |
|  | 638032025-<br>002 | 6380-32025-<br>002 | 1001415        | Cornelius | FRONT PANEL,<br>PUSH-BUTTON          | FOR IMD300-30 /<br>IMD600-300               | EA | PART                  | <input type="checkbox"/>            |
|  | 638032030-<br>002 | 6380-32030-<br>002 | 1038091        | Cornelius | SPLASH PANEL,<br>LEVER ACTUATED      | FOR IMD300-30 /<br>IMD600-300               | EA | Splash Panel          | <input type="checkbox"/>            |

Non-Stocked,  
Lead Time









| Picture   | Vendor Item   | GIS Item       | Alternate Item | Vendor    | Item Description 01                  | Item Description 02        | UM | Classification | NS                                  |
|---|---------------|----------------|----------------|-----------|--------------------------------------|----------------------------|----|----------------|-------------------------------------|
|    | 638032034     |                | 1016081        | Cornelius | BRACKET, SPT STORAGE BIN             | FOR IMD300-30 / IMD600-300 | EA | PART           | <input checked="" type="checkbox"/> |
|    | 638032037     | 6380-32037     | 1014379        | Cornelius | PANEL SIDE, LEFT-HAND                | FOR IMD300-30 / IMD600-30  | EA | PART           | <input type="checkbox"/>            |
|   | 638032040-001 |                | 2513701        | Cornelius | PANEL, SPLASH ASSEMBLY               | FOR IMD600-90              | EA | Splash Panel   | <input checked="" type="checkbox"/> |
|   | 638032040-006 | 6380-32040-006 | 1003139        | Cornelius | PANEL, SPLASH ASSEMBLY (PUSH BUTTON) | FOR IMD600-90PB            | EA | Splash Panel   | <input type="checkbox"/>            |
|   | 638032041     | 6380-32041     | 1002512        | Cornelius | DRAIN TRAY SKIRT                     | FOR IMD300-30 / IMD600-30  | EA | PART           | <input type="checkbox"/>            |
|   | 638032043     | 6380-32043     | 1001205        | Cornelius | DRIP TRAY ASSEMBLY                   | FOR IMD300-30 / IMD600-30  | EA | Drip Tray      | <input type="checkbox"/>            |
|    | 638032043     | 638032043      | 1001205        | Cornelius | DRIP TRAY ASSEMBLY                   | FOR IMD300-30 / IMD600-30  | EA | Drip Tray      | <input type="checkbox"/>            |
|   | 638032044     | 638032044      | 1009699        | Cornelius | GRILL, CUP REST, 16" x 5.2"          | FOR IMD300-30 / IMD600-30  | EA | Cup Rest       | <input type="checkbox"/>            |
|   | 638032044     | 6380-32044     | 1009699        | Cornelius | GRILL, CUP REST, 16" x 5.2"          | FOR IMD300-30 / IMD600-30  | EA | Cup Rest       | <input type="checkbox"/>            |
|  | 638032049     |                | 1042944        | Cornelius | LABEL "PUSH & HOLD FOR ICE"          | FOR IMD300-30 / IMD600-30  | EA | Label          | <input checked="" type="checkbox"/> |











Non-Stocked, Lead Time









Non-Stocked, Lead Time

Non-Stocked, Lead Time











| Picture  | Vendor Item   | GIS Item       | Alternate Item | Vendor    | Item Description 01                        | Item Description 02          | UM | Classification | NS  |
|--|---------------|----------------|----------------|-----------|--|------------------------------|----|----------------|---|
|    | 638032050     | 6380-32050     | 1006062        | Cornelius | DRAIN TRAY KIT                             | FOR IMD300-30 /<br>IMD600-30 | EA | Drip Tray      | <input type="checkbox"/>                                      |
|    | 638032136     |                | 1000300        | Cornelius | WINDOW, FRONT<br>ICE CHUTE, DRK FNT        | FOR IMD600-90                | EA | PART           | <input checked="" type="checkbox"/> Non-Stocked,<br>Lead Time |
|    | 638032143     |                | 1001035        | Cornelius | TRANSFORMER<br>220/115v                    |                              | EA | Transformer    | <input checked="" type="checkbox"/> Non-Stocked,<br>Lead Time |
|    | 638032145-006 | 6380-32145-006 | 1007352        | Cornelius | PANEL, SPLASH<br>ASSEMBLY (PUSH<br>BUTTON) | FOR IMD300-30 /<br>IMD600-30 | EA | Splash Panel   | <input type="checkbox"/>                                      |
|    | 638032287     |                | 1005229        | Cornelius | ICE CHUTE                                  | FOR IMD600-90                | EA | PART           | <input checked="" type="checkbox"/> Non-Stocked,<br>Lead Time |
|    | 638032513     |                | 1004987        | Cornelius | ICE CHUTE, UPPER                           | FOR IMD300-15                | EA | PART           | <input checked="" type="checkbox"/> Non-Stocked,<br>Lead Time |
|    | 638032531     |                | 1024327        | Cornelius | SKIRT, DRIP TRAY                           | FOR IMD600-90                | EA | PART           | <input checked="" type="checkbox"/> Non-Stocked,<br>Lead Time |
|  | 638032536-002 |                | 1003214        | Cornelius | PANEL, FRONT<br>ASSEMBLY, PUSH-<br>BUTTON  | FOR IMD600-90PB              | EA | PART           | <input checked="" type="checkbox"/> Non-Stocked,<br>Lead Time |
|  | 638032537     |                | 1000573        | Cornelius | PANEL, TOP                                 | FOR IMD600-90                | EA | PART           | <input checked="" type="checkbox"/> Non-Stocked,<br>Lead Time |
|  | 638032539     |                | 1007161        | Cornelius | PANEL, SIDE, LEFT-<br>HAND                 | FOR IMD600-90                | EA | PART           | <input checked="" type="checkbox"/> Non-Stocked,<br>Lead Time |

| Picture  | Vendor Item   | GIS Item  | Alternate Item | Vendor    | Item Description 01                  | Item Description 02 | UM | Classification | NS                                  |                        |
|--|---------------|-----------|----------------|-----------|--------------------------------------|---------------------|----|----------------|-------------------------------------|------------------------|
|    | 638032548     |           | 1014382        | Cornelius | DRAIN TRAY KIT                       | FOR IMD600-90       | EA | Drip Tray      | <input checked="" type="checkbox"/> | Non-Stocked, Lead Time |
|    | 638032713     | 638032713 | 1004615        | Cornelius | RING, PUSH-ON<br>1.00\"Dia. FS       | FOR IMD300-15       | EA | Hardware       | <input type="checkbox"/>            |                        |
|    | 638032714     |           | 1007080        | Cornelius | AIR FILTER                           | FOR IMD300-15       | EA | Air Filter     | <input checked="" type="checkbox"/> | Non-Stocked, Lead Time |
|    | 638032715-007 |           | 1005282        | Cornelius | PANEL, FRONT,<br>PUSH-BUTTON         | FOR IMD300-15PB     | EA | PART           | <input checked="" type="checkbox"/> | Non-Stocked, Lead Time |
|    | 638032718     |           | 1024370        | Cornelius | UPPER AGITATOR<br>PLATE              | FOR IMD300-15       | EA | PART           | <input checked="" type="checkbox"/> | Non-Stocked, Lead Time |
|    | 638032719     |           | 1024371        | Cornelius | AGITATOR ARM                         | FOR IMD300-15       | EA | PART           | <input checked="" type="checkbox"/> | Non-Stocked, Lead Time |
|   | 638032721     |           | 1007017        | Cornelius | PANEL SIDE, RIGHT-<br>HAND           | FOR IMD300-15       | EA | PART           | <input checked="" type="checkbox"/> | Non-Stocked, Lead Time |
|  | 638032724     |           | 1024376        | Cornelius | PANEL SIDE, LEFT-<br>HAND            | FOR IMD300-15       | EA | PART           | <input checked="" type="checkbox"/> | Non-Stocked, Lead Time |
|  | 638032729     |           | 1005339        | Cornelius | GRILL, DRAIN TRAY,<br>14.1\" x 5.2\" | FOR IMD300-15       | EA | Cup Rest       | <input checked="" type="checkbox"/> | Non-Stocked, Lead Time |
|  | 638032731     |           | 1014385        | Cornelius | PANEL, TOP                           | FOR IMD300-15       | EA | PART           | <input checked="" type="checkbox"/> | Non-Stocked, Lead Time |

| Picture   | Vendor Item   | GIS Item       | Alternate Item | Vendor    | Item Description 01                         | Item Description 02              | UM | Classification   | NS                                  |                           |
|---|---------------|----------------|----------------|-----------|---|----------------------------------|----|------------------|-------------------------------------|---------------------------|
|    | 638032739     | 6380-32739     | 1016054        | Cornelius | COMPRESSOR,<br>1/3HP, TCMSEH,<br>R134A      | FOR IMD300-15                    | EA | Compressor       | <input type="checkbox"/>            |                           |
|    | 638032758-001 | 6380-32758-001 |                | Cornelius | EXPANSION VALVE<br>(OBS)                    | * REPLACED BY<br>OEM # 620070053 | EA | TXV              | <input type="checkbox"/>            |                           |
|     | 638032760     | 638032760      | 1014388        | Cornelius | GEAR MOTOR,<br>DISPENSE                     | FOR IMD300-15                    | EA | Motor            | <input type="checkbox"/>            |                           |
|    | 638032761     |                | 1024405        | Cornelius | AGITATOR SHAFT                              | FOR IMD300-15                    | EA | PART             | <input checked="" type="checkbox"/> | Non-Stocked,<br>Lead Time |
|    | 638032762     | 638032762      | 1005838        | Cornelius | WATER SOLENOID                              | FOR IMD300-15                    | EA | Water Valve      | <input type="checkbox"/>            |                           |
|    | 638032762-002 |                | 1024406        | Cornelius | VALVE, WATER,<br>208/230 (220V)             | FOR IMD300-15                    | EA | PART             | <input checked="" type="checkbox"/> | Non-Stocked,<br>Lead Time |
|    | 638032765     |                | 1002765        | Cornelius | DRAIN TRAY<br>ASSEMBLY                      | FOR IMD300-15                    | EA | Drip Tray        | <input checked="" type="checkbox"/> | Non-Stocked,<br>Lead Time |
|  | 638032771     |                | 1024410        | Cornelius | CABLE, ICE LEVEL<br>CONTROL                 | FOR IMD300-15                    | EA | PART             | <input checked="" type="checkbox"/> | Non-Stocked,<br>Lead Time |
|  | 638032777     |                | 1009101        | Cornelius | VALVE, NEEDLE<br>1/4" X 1/4"<br>FEMALE PIPE | FOR IMD300-15                    | EA | Fitting, General | <input checked="" type="checkbox"/> | Non-Stocked,<br>Lead Time |
|  | 638032778     |                | 1004510        | Cornelius | FITTING, A, BR,<br>1/4" Bb X 1/4" MPT       | FOR IMD300-15                    | EA | Fitting, General | <input checked="" type="checkbox"/> | Non-Stocked,<br>Lead Time |

| Picture  | Vendor Item  | GIS Item  | Alternate Item | Vendor    | Item Description 01           | Item Description 02   | UM | Classification | NS  |
|--|--------------|-----------|----------------|-----------|-------------------------------|-----------------------|----|----------------|---|
|    | 638032785    | 638032785 | 1005686        | Cornelius | ROCKER SWITCH                 | FOR IMD300-15         | EA | PART           | <input type="checkbox"/>                                      |
|    | 638032797    |           | 1024419        | Cornelius | CABLE ASSEMBLY,<br>GEAR MOTOR | FOR IMD300-15         | EA | Wire Harness   | <input checked="" type="checkbox"/> Non-Stocked,<br>Lead Time |
|    | 638032815    |           | 1024423        | Cornelius | TUBE, WATER<br>DISPENSE       | FOR IMD300-15         | EA | PART           | <input checked="" type="checkbox"/> Non-Stocked,<br>Lead Time |
|    | 638032818    |           | 1006861        | Cornelius | WIRE HARNESS,<br>FRONT COVER  | FOR IMD300-15         | EA | Wire Harness   | <input checked="" type="checkbox"/> Non-Stocked,<br>Lead Time |
|    | 638032822    |           | 1024426        | Cornelius | ICE CHUTE                     | FOR IMD300-15         | EA | PART           | <input checked="" type="checkbox"/> Non-Stocked,<br>Lead Time |
|    | 638033798    |           | 1024467        | Cornelius | SHAFT, AGITATOR               | FOR IMD600-90         | EA | PART           | <input checked="" type="checkbox"/> Non-Stocked,<br>Lead Time |
|   | 638035039    |           | 1004864        | Cornelius | CAPACITOR, RUN                | FOR IMD600-90         | EA | PART           | <input checked="" type="checkbox"/> Non-Stocked,<br>Lead Time |
|  | 638036002-01 |           | 2617862        | Cornelius | PANEL, FRONT, SS              | FOR WCC1000<br>SERIES | EA | PART           | <input checked="" type="checkbox"/> Non-Stocked,<br>Lead Time |
|  | 638036004-01 |           | 1007066        | Cornelius | PANEL, TOP, SS                | FOR WCC (?)           | EA | PART           | <input checked="" type="checkbox"/> Non-Stocked,<br>Lead Time |
|  | 638036005-01 |           | 1014390        | Cornelius | PANEL, SIDE, LH, SS           | FOR WCC2000<br>SERIES | EA | PART           | <input checked="" type="checkbox"/> Non-Stocked,<br>Lead Time |



| Picture   | Vendor Item   | GIS Item   | Alternate Item | Vendor    | Item Description 01                   | Item Description 02                  | UM | Classification | NS                                  |                        |
|---|---------------|------------|----------------|-----------|---------------------------------------|--------------------------------------|----|----------------|-------------------------------------|------------------------|
|     | 638036014     |            | 1024472        | Cornelius | COVER, ELECTRIC BOX                   | FOR WCC1000 SERIES                   | EA | PART           | <input checked="" type="checkbox"/> | Non-Stocked, Lead Time |
|    | 638036020-001 |            | 1024473        | Cornelius | DROP TUBE ASSEMBLY, Emboss-1000       | FOR WCC1000 SERIES / WCC2000R        | EA | PART           | <input checked="" type="checkbox"/> | Non-Stocked, Lead Time |
|     | 638036042     |            | 1005582        | Cornelius | O-RING, 3/16 X 2-3/4 Id               | FOR WCC1000 SERIES / WCC2000         | EA | O-Ring         | <input checked="" type="checkbox"/> | Non-Stocked, Lead Time |
|    | 638036063     |            | 1024483        | Cornelius | GROMMET, .18id, RUBBER                |                                      | EA | PART           | <input checked="" type="checkbox"/> | Non-Stocked, Lead Time |
|     | 638036067     | 638036067  | 1010598        | Cornelius | BIN CONTROL SWITCH                    | FOR UCCR40 / UCR40 / WCC500/700/2000 | EA | PART           | <input type="checkbox"/>            |                        |
|     | 638036069     |            | 1001137        | Cornelius | REED SWITCH ASSEMBLY                  | FOR WCC1000 SERIES                   | EA | PART           | <input checked="" type="checkbox"/> | Non-Stocked, Lead Time |
|    | 638036087     |            | 1016071        | Cornelius | CLAMP, DISPENSE TRAY, FLAKER/CHUNKLET | FOR WCC1000 / WCC2000 SERIES         | EA | Clamp or Tie   | <input checked="" type="checkbox"/> | Non-Stocked, Lead Time |
|  | 638036121     |            | 1000644        | Cornelius | CONDENSER, AIR COOLED                 | FOR WCU600 / WCC1001A                | EA | Condenser      | <input checked="" type="checkbox"/> | Non-Stocked, Lead Time |
|   | 638036164     | 6380-36164 |                | Cornelius | BEARING NUT ASSY (OBS)                | SHOWS (1) IN STOCK.                  | EA | PART           | <input type="checkbox"/>            |                        |
|   | 638036168     |            | 1007162        | Cornelius | BIN PROBE HOLDER                      | FOR WCC500 / WCC700                  | EA | PART           | <input checked="" type="checkbox"/> | Non-Stocked, Lead Time |

| Picture   | Vendor Item  | GIS Item     | Alternate Item | Vendor    | Item Description 01       | Item Description 02               | UM | Classification | NS                                  |                        |
|---|--------------|--------------|----------------|-----------|---------------------------|-----------------------------------|----|----------------|-------------------------------------|------------------------|
|    | 638036188    |              | 1014392        | Cornelius | RECEIVER, UPRIGHT         | FOR WCC700/1000 SERIES / WCU600   | EA | Receiver       | <input checked="" type="checkbox"/> | Non-Stocked, Lead Time |
|    | 638036194    |              | 1014393        | Cornelius | VALVE, HEAD PRESSURE      | FOR WCC1001A-W / WCU600           | EA | PART           | <input checked="" type="checkbox"/> | Non-Stocked, Lead Time |
|    | 638036213    | 6380-36213   | 1000828        | Cornelius | DROP TUBE                 | FOR WCC700 / WCC1400R             | EA | PART           | <input type="checkbox"/>            |                        |
|    | 638036218    |              | 1008994        | Cornelius | ICEMAKER MOUNTING BRACKET | FOR WCC500/700/1400 R/1401A       | EA | PART           | <input checked="" type="checkbox"/> | Non-Stocked, Lead Time |
|     | 638036225    | 6380-36225   | 1014395        | Cornelius | MOTOR, FAN 25w 120/60     | FOR IMD300-30 / WCC500 / WCF500   | EA | Motor          | <input type="checkbox"/>            |                        |
|    | 638036252-01 |              | 1003425        | Cornelius | PANEL, SIDE, LH           | FOR WCC700R                       | EA | PART           | <input checked="" type="checkbox"/> | Non-Stocked, Lead Time |
|    | 638036254-01 | 638036254-01 | 1003187        | Cornelius | TOP PANEL                 | FOR WCC500/700 SERIES             | EA | PART           | <input type="checkbox"/>            |                        |
|  | 638036265-01 | 638036265-01 | 1007521        | Cornelius | FRONT PANEL               | FOR WCC500/700 SERIES             | EA | PART           | <input type="checkbox"/>            |                        |
|  | 638036269    |              | 1005196        | Cornelius | CLAMP, DISPENSE TRAY      | FOR WCC700                        | EA | Clamp or Tie   | <input checked="" type="checkbox"/> | Non-Stocked, Lead Time |
|   | 638036273    |              | 1007291        | Cornelius | CONDENSER, AIR COOLED     | FOR IMD600-90 / WCC700A / WCF710A | EA | Condenser      | <input checked="" type="checkbox"/> | Non-Stocked, Lead Time |

| Picture   | Vendor Item   | GIS Item       | Alternate Item | Vendor    | Item Description 01                     | Item Description 02 | UM | Classification | NS                                  |
|---|---------------|----------------|----------------|-----------|---|---------------------|----|----------------|-------------------------------------|
|    | 638036365-001 | 6380-36365-001 |                | Cornelius | THERMAL EXPANSION VALVE (OBS)           | SHOWS (1) IN STOCK. | EA | TXV            | <input type="checkbox"/>            |
|    | 638036366     |                | 1000394        | Cornelius | TUBE, DROP, EMBOSSED                    | FOR WCC500 / WCF510 | EA | PART           | <input checked="" type="checkbox"/> |
|    | 638036373-001 | 638036373-001  | 1008216        | Cornelius | EVAPORATOR BARREL                       | FOR WCC500 / WCF510 | EA | Evaporator     | <input type="checkbox"/>            |
|    | 638036377     | 36377          |                | Cornelius | START RELAY (OBS)                       | SHOWS (1) IN STOCK. | EA | PART           | <input type="checkbox"/>            |
|    | 638036391     |                | 1033453        | Cornelius | MOTOR ASSEMBLY, EXHAUST, 120/60, W/ SHR | FOR WCC500 SERIES   | EA | Motor          | <input checked="" type="checkbox"/> |
|    | 638036587-01  | 638036587-01   | 1003842        | Cornelius | MOTOR ASSEMBLY, DISPENSE                | FOR IMD600-90       | EA | Motor          | <input type="checkbox"/>            |
|   | 638036604     |                | 1024531        | Cornelius | SPROCKET CHAIN 20-TEETH, 3/16 KEYWAY    | FOR IMD600-90       | EA | PART           | <input checked="" type="checkbox"/> |
|  | 638036605     |                | 1024532        | Cornelius | SPROCKET CHAIN 24-TEETH                 | FOR IMD600-90       | EA | PART           | <input checked="" type="checkbox"/> |
|  | 638036651     |                | 1007008        | Cornelius | TENSION BRACKET, MOTOR                  | FOR IMD600-90       | EA | PART           | <input checked="" type="checkbox"/> |
|  | 638036849     |                | 1024537        | Cornelius | CONDENSER, AIR COOLED, WCC-WCF          | FOR WCC2000R        | EA | Condenser      | <input checked="" type="checkbox"/> |

Non-Stocked, Lead Time







Non-Stocked, Lead Time











Non-Stocked, Lead Time

Non-Stocked, Lead Time

Non-Stocked, Lead Time

Non-Stocked, Lead Time

| Picture   | Vendor Item   | GIS Item       | Alternate Item | Vendor    | Item Description 01                   | Item Description 02            | UM | Classification | NS                                  |                        |
|---|---------------|----------------|----------------|-----------|---------------------------------------|--------------------------------|----|----------------|-------------------------------------|------------------------|
|    | 638036867-001 | 638036867-001  | 1002902        | Cornelius | CLIP EVAPORATOR TOP                   | FOR WCC500/700/1400 /1401/2000 | EA | Hardware       | <input type="checkbox"/>            |                        |
|    | 638036867-001 | 6380-36867-001 | 1002902        | Cornelius | CLIP EVAPORATOR TOP                   | FOR WCC500/700/1400 /1401/2000 | EA | Hardware       | <input type="checkbox"/>            |                        |
|    | 638036869-001 |                | 1008081        | Cornelius | TRAY, DISPENSE ASSEMBLY               | FOR WCC700 / WCF710            | EA | PART           | <input checked="" type="checkbox"/> | Non-Stocked, Lead Time |
|    | 638036869-002 |                | 1024539        | Cornelius | DISPENSER TRAY ASSEMBLY, FOAMED       | FOR WCC-WCF500                 | EA | PART           | <input checked="" type="checkbox"/> | Non-Stocked, Lead Time |
|    | 638036923     | 6380-36923     | 1003236        | Cornelius | AGITATOR BLADE ASSEMBLY               | FOR IMD600-90                  | EA | PART           | <input type="checkbox"/>            |                        |
|    | 638038588     |                | 1008134        | Cornelius | COVER, DISPENSE SWITCH, PUSH-BUTTON   | FOR ALL IMD MODELS             | EA | PART           | <input checked="" type="checkbox"/> | Non-Stocked, Lead Time |
|   | 638038589     | 638038589      | 1006302        | Cornelius | SWITCH, DISPENSE, PUSH-BUTTON         | FOR ALL IMD MODELS             | EA | PART           | <input type="checkbox"/>            |                        |
|  | 638038589     | 6380-38589     | 1006302        | Cornelius | SWITCH, DISPENSE, PUSH-BUTTON         | FOR ALL IMD MODELS             | EA | PART           | <input type="checkbox"/>            |                        |
|  | 638038589001  |                | 1009060        | Cornelius | SWITCH, PUSH BUTTON, BLACK, DISP RECT | FOR ALL IMD MODELS             | EA | PART           | <input checked="" type="checkbox"/> | Non-Stocked, Lead Time |
|  | 638040033     |                | 1014407        | Cornelius | RING, RETAINING                       | FOR IMD600-30/600-90           | EA | Hardware       | <input checked="" type="checkbox"/> | Non-Stocked, Lead Time |

| Picture  | Vendor Item      | GIS Item       | Alternate Item | Vendor    | Item Description 01                         | Item Description 02                   | UM | Classification    | NS                                  |
|--|------------------|----------------|----------------|-----------|---|---------------------------------------|----|-------------------|-------------------------------------|
|    | 638040071        |                | 1005424        | Cornelius | DRIVE BAR / LINK ASSEMBLY                   |                                       | EA | PART              | <input checked="" type="checkbox"/> |
|   | 638041922        |                | 1014415        | Cornelius | RELAY, T.I. #4cr-1-650                      | FOR IMD300/600 / WCC500/700           | EA | PART              | <input checked="" type="checkbox"/> |
|   | 638058292        |                | 1003067        | Cornelius | LIGHT BULB, FLOURESCENT                     |                                       | EA | Bulb, Fluorescent | <input checked="" type="checkbox"/> |
|    | 638058805        | 6380-58805     | 1004773        | Cornelius | CUP REST, 20.5" X 5.2"                      | FOR IMD600-90                         | EA | Cup Rest          | <input type="checkbox"/>            |
|    | 63806007300<br>1 |                | 1029865        | Cornelius | FITTING, L, 90-DEG, PVC, 1/2" FPT x 3/4" Bb |                                       | EA | Fitting, General  | <input checked="" type="checkbox"/> |
|    | 638090000-001B   |                | 2582353        | Cornelius | MOTOR, GEAR, Bison 230/50/60                | FOR WCC1001A-W/2000R                  | EA | Motor             | <input checked="" type="checkbox"/> |
|   | 638090050        | 6380-90050     | 1002049        | Cornelius | GEAR MOTOR KIT, 2.5" D-DRIVE, 120V/60       | FOR IMDXXX-15-30-90 / WCC700/1400     | EA | Motor             | <input type="checkbox"/>            |
|  | 638090050-001    |                | 1010857        | Cornelius | MOTOR, GEAR, SERVICE KIT, 230V, 3.5In D     | FOR WCC1001A-W/2000R                  | EA | Motor             | <input checked="" type="checkbox"/> |
|  | 638090050-002    | 6380-90050-002 | 1006352        | Cornelius | GEAR MOTOR ASSY, 2" D-DRIVE, 120V           | FOR WCC500 / IMDX00-15-30-90          | EA | Motor             | <input type="checkbox"/>            |
|  | 638090051        | 638090051      | 1010582        | Cornelius | SEAL SHAFT 1"                               | FOR ALL IMD / WCC500/700/1400 R/1401A | EA | PART              | <input type="checkbox"/>            |

Non-Stocked, Lead Time

Non-Stocked, Lead Time

Non-Stocked, Lead Time



Non-Stocked, Lead Time

Non-Stocked, Lead Time

Non-Stocked, Lead Time

| Picture  | Vendor Item   | GIS Item       | Alternate Item | Vendor    | Item Description 01      | Item Description 02                   | UM | Classification | NS                                  |
|--|---------------|----------------|----------------|-----------|--------------------------|---------------------------------------|----|----------------|-------------------------------------|
|    | 638090051     | 6380-90051     | 1010582        | Cornelius | SEAL SHAFT 1"            | FOR ALL IMD / WCC500/700/1400 R/1401A | EA | PART           | <input type="checkbox"/>            |
|    | 638090052     | 6380-05277     | 1008293        | Cornelius | 3-POLE CONTACTOR         | FOR IMDXXX-30-90 / WCC500/700         | EA | PART           | <input type="checkbox"/>            |
|    | 638090052     | 6380-90052     | 1008293        | Cornelius | 3-POLE CONTACTOR         | FOR IMDXXX-30-90 / WCC500/700         | EA | PART           | <input type="checkbox"/>            |
|    | 638090053     | 638090053      | 1005561        | Cornelius | E-RING, FOR IMD-15-30-90 | FOR WCC500/700/1001 /1400R/1401A/200  | EA | Hardware       | <input type="checkbox"/>            |
|    | 638090054     | 6380-90054     | 1008002        | Cornelius | 3-POLE CONTACTOR 230V    | FOR WCC1401A/2000R                    | EA | PART           | <input type="checkbox"/>            |
|    | 638090055     | 638090055      | 1014421        | Cornelius | DRIER, FILTER            | FOR WCC1001A-W/1401A/1400R            | EA | PART           | <input type="checkbox"/>            |
|   | 638090111     |                | 1014422        | Cornelius | AUGER NUT                | FOR WCC500                            | EA | PART           | <input checked="" type="checkbox"/> |
|  | 638090111-002 | 6380-90111-002 | 1003730        | Cornelius | AUGER NUT 2"             | FOR IMD300-15 (-30)                   | EA | PART           | <input type="checkbox"/>            |
|  | 638090113     | 6380-90113     | 1008478        | Cornelius | AUGER, 2" D-DRIVE        | FOR IMD300-15 (-30) / WCC500          | EA | PART           | <input type="checkbox"/>            |
|  | 638090116     | 638090116      | 1010343        | Cornelius | SEAT, SHAFT SEAL 2"      | FOR IMD300-15 (-30) / WCC500          | EA | PART           | <input type="checkbox"/>            |









Non-Stocked,  
Lead Time

| Picture   | Vendor Item   | GIS Item       | Alternate Item | Vendor    | Item Description 01         | Item Description 02                       | UM | Classification | NS                                  |
|---|---------------|----------------|----------------|-----------|-----------------------------|---|----|----------------|-------------------------------------|
|    | 638090117     | 6380-90117     | 1008443        | Cornelius | EXTRUDER HEAD ASSY 2" CUBER | FOR WCC500                                | EA | PART           | <input type="checkbox"/>            |
|    | 638090118     |                | 1014423        | Cornelius | EXTRUDER HEAD               | FOR WCF510                                | EA | PART           | <input checked="" type="checkbox"/> |
|     | 638090120     |                | 1003266        | Cornelius | BEARING-DELRIN              | FOR IMD300-15 (-30) / WCC500              | EA | PART           | <input checked="" type="checkbox"/> |
|    | 638090123     |                | 1000673        | Cornelius | CAPACITOR, RUN              | FOR WCC500 SERIES / IMD300-30 / IMD600-30 | EA | PART           | <input checked="" type="checkbox"/> |
|     | 638090211     | 638090211      | 1001613        | Cornelius | AUGER NUT ASSEMBLY          | FOR WCC700/1400 / WCF710                  | EA | PART           | <input type="checkbox"/>            |
|     | 638090211     | 6380-90211     | 1001613        | Cornelius | AUGER NUT ASSEMBLY          | FOR WCC700/1400 / WCF700                  | EA | PART           | <input type="checkbox"/>            |
|     | 638090211-002 | 6380-90211-002 | 1001661        | Cornelius | AUGER NUT 2.5"              | FOR IMD600-30 (-90) / UC700 / UC701       | EA | PART           | <input type="checkbox"/>            |
|  | 638090213     | 6380-90213     | 1004213        | Cornelius | AUGER, 2.5" D-DRIVE         | FOR IMD600-30 (-90) / WCC700/1400/140     | EA | PART           | <input type="checkbox"/>            |
|   | 638090215     | 638090215      | 1007962        | Cornelius | SHAFT SEAL MOUNT 2.5        | FOR IMD600-30 (-90) / WCC700/1400/140     | EA | PART           | <input type="checkbox"/>            |
|   | 638090215     | 6380-90215     | 1007962        | Cornelius | SHAFT SEAL MOUNT 2.5"       | FOR IMD600-30 (-90) / WCC700/1400/140     | EA | PART           | <input type="checkbox"/>            |

Non-Stocked, Lead Time

Non-Stocked, Lead Time

Non-Stocked, Lead Time

| Picture   | Vendor Item | GIS Item   | Alternate Item | Vendor    | Item Description 01                   | Item Description 02                          | UM | Classification | NS                                  |
|---|-------------|------------|----------------|-----------|---------------------------------------|--|----|----------------|-------------------------------------|
|     | 638090216   | 6380-90216 | 1000926        | Cornelius | SHAFT SEAL SEAT<br>2.5"               | FOR IMD600-30 (-<br>90) /<br>WCC700/1400/140 | EA | PART           | <input type="checkbox"/>            |
|    | 638090218   | 638090218  | 1005968        | Cornelius | EXTRUDER HEAD<br>ASSY, 2.5"           | FOR WCF710                                   | EA | PART           | <input type="checkbox"/>            |
|    | 638090219   | 6380-90219 | 1007943        | Cornelius | BEARING 2.5"<br>NYLON                 | FOR IMD600-30 (-<br>90) /<br>WCC700/1400/140 | EA | PART           | <input type="checkbox"/>            |
|     | 638090220   |            | 1003518        | Cornelius | BEARING-DELRIN                        | FOR IMD600-30 (-<br>90) /<br>WCC700/1400/140 | EA | PART           | <input checked="" type="checkbox"/> |
|    | 638090230   |            | 1029288        | Cornelius | FRONT END<br>ASSEMBLY, 115V           | FOR WCC700                                   | EA | Evaporator     | <input checked="" type="checkbox"/> |
|     | 638090235   |            | 1024644        | Cornelius | FAN SHROUD                            | FOR WCC700A                                  | EA | PART           | <input checked="" type="checkbox"/> |
|    | 638090236   | 638090236  | 1008191        | Cornelius | MOTOR, FAN, 35w<br>120/5/6 1550rpm    | FOR WCC700 /<br>WCF710                       | EA | Motor          | <input type="checkbox"/>            |
|   | 638090311   | 6380-90311 | 1003900        | Cornelius | AUGER NUT /<br>DIVERTER<br>ASSEMBLY   | FOR<br>WCC1001/2000                          | EA | PART           | <input type="checkbox"/>            |
|  | 638090313   |            | 1010578        | Cornelius | AUGER 3.5" D-Drive                    | FOR<br>WCC1001/2000                          | EA | PART           | <input checked="" type="checkbox"/> |
|   | 638090315   |            | 1010178        | Cornelius | SHAFT SEAL<br>MOUNT, 3.5" D-<br>Drive | FOR<br>WCC1001/2000                          | EA | PART           | <input checked="" type="checkbox"/> |

Non-Stocked,  
Lead Time










Non-Stocked,  
Lead Time










Non-Stocked,  
Lead Time










Non-Stocked,  
Lead Time





Non-Stocked,  
Lead Time




| Picture   | Vendor Item | GIS Item   | Alternate Item | Vendor    | Item Description 01                    | Item Description 02             | UM | Classification | NS                                  |                           |
|---|-------------|------------|----------------|-----------|--|---------------------------------|----|----------------|-------------------------------------|---------------------------|
|    | 638090316   |            | 1014428        | Cornelius | SHAFT SEAL SEAT,<br>3.5" D-Drive       | FOR<br>WCC1001/2000             | EA | PART           | <input checked="" type="checkbox"/> | Non-Stocked,<br>Lead Time |
|    | 638090317   |            | 1003634        | Cornelius | EXTRUDER HEAD,<br>3.5"                 | FOR<br>WCC1001/2000             | EA | PART           | <input checked="" type="checkbox"/> | Non-Stocked,<br>Lead Time |
|    | 638090318   | 6380-90318 | 1014429        | Cornelius | EXTRUDER HEAD<br>ASSY, 3.5"            | FOR WCF1101                     | EA | PART           | <input type="checkbox"/>            |                           |
|    | 638090319   |            | 1005217        | Cornelius | BEARING 3.5"<br>Nylon 40deg Boss       | FOR<br>WCC1001/2000             | EA | PART           | <input checked="" type="checkbox"/> | Non-Stocked,<br>Lead Time |
|    | 638090320   |            | 1003026        | Cornelius | BEARING 3.5"<br>Delrin 80deg Bos       | FOR<br>WCC1001/2000             | EA | PART           | <input checked="" type="checkbox"/> | Non-Stocked,<br>Lead Time |
|    | 638090324   |            | 1014431        | Cornelius | CAPACITOR, START,<br>88-106m 250v 60hz | FOR WCC1001 /<br>WCF1101 SERIES | EA | PART           | <input checked="" type="checkbox"/> | Non-Stocked,<br>Lead Time |
|   | 638090335   |            | 1003911        | Cornelius | EVAPORATOR<br>ASSEMBLY                 | FOR<br>WCC1001/2000             | EA | Evaporator     | <input checked="" type="checkbox"/> | Non-Stocked,<br>Lead Time |
|  | 638090350   | 6380-90350 | 1005816        | Cornelius | WATER LEVEL<br>CONTROL ASSY            | FOR WCC1001                     | EA | PART           | <input type="checkbox"/>            |                           |
|   | 638090683   | 638090683  | 1014434        | Cornelius | FAN MOTOR                              | FOR WCU600 /<br>WCC700R         | EA | Motor          | <input type="checkbox"/>            |                           |
|   | 638092521   |            | 1024673        | Cornelius | PANEL, FRONT                           | FOR WCF2200                     | EA | PART           | <input checked="" type="checkbox"/> | Non-Stocked,<br>Lead Time |








| Picture   | Vendor Item  | GIS Item  | Alternate Item | Vendor    | Item Description 01                       | Item Description 02                     | UM | Classification | NS                                  |                        |
|---|--------------|-----------|----------------|-----------|---|---|----|----------------|-------------------------------------|------------------------|
|     | 638092531    |           | 1000390        | Cornelius | REED SWITCH ASSEMBLY                      | FOR WCC2000R                            | EA | PART           | <input checked="" type="checkbox"/> | Non-Stocked, Lead Time |
|     | 638092537    |           | 1024677        | Cornelius | COVER, ELECTRIC BOX                       | FOR WCF2200                             | EA | PART           | <input checked="" type="checkbox"/> | Non-Stocked, Lead Time |
|     | 638096609-10 |           | 1002327        | Cornelius | VALVE, SOLENOID, REFRIGERATION            |   | EA | PART           | <input checked="" type="checkbox"/> | Non-Stocked, Lead Time |
|     | 638096723    | 638096723 | 1005372        | Cornelius | FAN BLADE, 5-PETALS                       | FOR IMD600-30 (-90) / WCC700A / WCF710A | EA | Fan Blade      | <input type="checkbox"/>            |                        |
|    | 6380K1008    |           | 1000212        | Cornelius | GROMMET, COMPRESSOR                       | FOR IMD300-15 (-30) / IMD600-90         | EA | PART           | <input checked="" type="checkbox"/> | Non-Stocked, Lead Time |
|    | 64560        |           | 1002658        | Cornelius | CHECK VALVE BALL, .3125", SS              | FOR FF / IDC PRO / IDC2XX / VANTAGE     | EA | PART           | <input checked="" type="checkbox"/> | Non-Stocked, Lead Time |
|     | 64678        |           | 1009265        | Cornelius | SPRING, CHECK VALVE                       | FOR FF / IDC PRO / IDC2XX / VANTAGE     | EA | PART           | <input checked="" type="checkbox"/> | Non-Stocked, Lead Time |
|  | 64686        |           | 1006653        | Cornelius | CHECK VALVE SLEEVE, SS                    | FOR FF / IDC PRO / IDC2XX / VANTAGE     | EA | PART           | <input checked="" type="checkbox"/> | Non-Stocked, Lead Time |
|   | 650047       |           | 1002426        | Cornelius | INSULATION, TUBING, 3/8ID X 1/4WL, 6 FEET | FOR UCCR40 / UCR40                      | EA | PART           | <input checked="" type="checkbox"/> | Non-Stocked, Lead Time |
|   | 65259001     | 65259001  | 2613849        | Cornelius | SINGLE CHK VAL ASSY, INTEL CARB           | FOR FF / IDC PRO / IDC2XX / ED300       | EA | PART           | <input type="checkbox"/>            |                        |











| Picture   | Vendor Item | GIS Item  | Alternate Item | Vendor    | Item Description 01                  | Item Description 02                          | UM | Classification | NS                                  |                           |
|---|-------------|-----------|----------------|-----------|--------------------------------------|--|----|----------------|-------------------------------------|---------------------------|
|    | 65267       | 65267     | 1006371        | Cornelius | CHECK VALVE KIT,<br>DOUBLE, SERVICE  | FOR OMEGA /<br>VANTAGE / 2323                | EA | PART           | <input type="checkbox"/>            |                           |
|    | 65267001    |           | 2614112        | Cornelius | CHECK VALVE<br>ASSEMBLY, DOUBLE      | FOR VANTAGE                                  | EA | PART           | <input checked="" type="checkbox"/> | Non-Stocked,<br>Lead Time |
|     | 66008       | 66008     | 1004035        | Cornelius | RELIEF VALVE ASSY                    | FOR UCCR40 /<br>UCR40 / UCC40                | EA | PART           | <input type="checkbox"/>            |                           |
|    | 6775        |           | 1056160        | Cornelius | CLIP, TINNEMAN<br>C814-832-4         | FOR QUEST ELITE 2-<br>4 / QUEST 2-4-NT       | EA | Hardware       | <input checked="" type="checkbox"/> | Non-Stocked,<br>Lead Time |
|     | 68200241    | 68200-241 | 1003747        | Cornelius | PORTION CONTROL<br>KEYPAD, FFV (OBS) | SHOWS (1) IN<br>STOCK.                       | EA | PART           | <input type="checkbox"/>            |                           |
|    | 690624000   |           | 1009234        | Cornelius | BOLT, MACHINE,<br>3/8-16 Hx 24 StZi  |  | EA | Hardware       | <input checked="" type="checkbox"/> | Non-Stocked,<br>Lead Time |
|    | 69-53-001-A |           | 2619661        | Cornelius | BOARD, POWER,<br>DISTRIBUTION, PC    |  | EA | Control Board  | <input checked="" type="checkbox"/> | Non-Stocked,<br>Lead Time |
|  | 70016       |           | 1008921        | Cornelius | NUT, HEX, NO. 10-<br>32, SS          | FOR ED1XX/2XX/<br>DF2XX/ ABS 1.0/<br>CARMA   | EA | Hardware       | <input checked="" type="checkbox"/> | Non-Stocked,<br>Lead Time |
|  | 70017       |           | 1000109        | Cornelius | NUT, HEX, NO. 10-<br>32, NYLOC       | FOR<br>ED/DF150/175/300<br>/ IDC PRO / CARMA | EA | Hardware       | <input checked="" type="checkbox"/> | Non-Stocked,<br>Lead Time |
|  | 70018       |           | 1008884        | Cornelius | NUT, HEX, 1/4-20,<br>SS              | FOR<br>ED/DF150/175/300<br>/ ABS 1.0/        | EA | Hardware       | <input checked="" type="checkbox"/> | Non-Stocked,<br>Lead Time |

| Picture   | Vendor Item | GIS Item | Alternate Item | Vendor    | Item Description 01                           | Item Description 02                           | UM | Classification | NS                                  |                           |
|---|-------------|----------|----------------|-----------|---|---|----|----------------|-------------------------------------|---------------------------|
|    | 70023       |          | 1014454        | Cornelius | NUT, HEX, 04-40<br>Stca Keps                  | FOR PR150 BC /<br>IP150                       | EA | Hardware       | <input checked="" type="checkbox"/> | Non-Stocked,<br>Lead Time |
|    | 70030       |          | 2612702        | Cornelius | NUT, HEX, 3/8-16<br>StCa Keps                 |   | EA | Hardware       | <input checked="" type="checkbox"/> | Non-Stocked,<br>Lead Time |
|    | 70032       |          | 1014456        | Cornelius | BOLT, MACHINE,<br>1/4-20 Hx 16 StZi           | FOR DB200                                     | EA | Hardware       | <input checked="" type="checkbox"/> | Non-Stocked,<br>Lead Time |
|    | 70045       |          | 2613951        | Cornelius | WASHER, EXTL,<br>A10-0204-0406-<br>022-       | FOR ALL IMD<br>MODELS                         | EA | Hardware       | <input checked="" type="checkbox"/> | Non-Stocked,<br>Lead Time |
|    | 70048       |          | 1004847        | Cornelius | WASHER, SR, 255<br>449 062 STZI IN            | FOR<br>ED/DF150/175/300<br>, IDC PRO/ ABS 1.0 | EA | Hardware       | <input checked="" type="checkbox"/> | Non-Stocked,<br>Lead Time |
|    | 70050       |          | 2612692        | Cornelius | WASHER, SL, A08-<br>0174-02393-040-S          | FOR ABS 2.0                                   | EA | Hardware       | <input checked="" type="checkbox"/> | Non-Stocked,<br>Lead Time |
|   | 70051       |          | 2617325        | Cornelius | WASHER, FLAT, A #<br>08-0187-0437-042<br>StZn | FOR CARMA 250                                 | EA | Hardware       | <input checked="" type="checkbox"/> | Non-Stocked,<br>Lead Time |
|  | 70052       |          | 2612707        | Cornelius | WASHER, FLAT, NO.<br>8                        | (PART OF THE THE<br>SOLENOID<br>ASSEMBLY)     | EA | Hardware       | <input checked="" type="checkbox"/> | Non-Stocked,<br>Lead Time |
|  | 70056       |          | 1006671        | Cornelius | WASHER, FLAT, NO.<br>10, .219 I.D.            | FOR ED-<br>DF150/175/300<br>/ABS 1.0          | EA | Hardware       | <input checked="" type="checkbox"/> | Non-Stocked,<br>Lead Time |
|  | 70057       |          | 1002225        | Cornelius | WASHER, LOCK,<br>NO. 10                       | (PART OF THE THE<br>SOLENOID<br>ASSEMBLY)     | EA | Hardware       | <input checked="" type="checkbox"/> | Non-Stocked,<br>Lead Time |

| Picture   | Vendor Item | GIS Item | Alternate Item | Vendor    | Item Description 01                        | Item Description 02                         | UM | Classification | NS                                  |                           |
|---|-------------|----------|----------------|-----------|--|---|----|----------------|-------------------------------------|---------------------------|
|    | 70066       |          | 1006662        | Cornelius | WASHER, FLAT,<br>.265" ID X .75" OD        | FOR FF / FO /<br>IDC255 PFG                 | EA | Hardware       | <input checked="" type="checkbox"/> | Non-Stocked,<br>Lead Time |
|    | 70067       |          | 1004506        | Cornelius | WASHER, FLAT,<br>.218 I.D. BY .875<br>O.D. | FOR ALL ED / DF2XX                          | EA | Hardware       | <input checked="" type="checkbox"/> | Non-Stocked,<br>Lead Time |
|    | 70068       |          | 1000031        | Cornelius | WASHER, 382 688<br>070                     | FOR DF-ED2XX                                | EA | Hardware       | <input checked="" type="checkbox"/> | Non-Stocked,<br>Lead Time |
|    | 70076       |          | 1004485        | Cornelius | NUT, HEX, NO. 8-32                         | FOR ABS 1.0/<br>ED1XX/ DF2XX/<br>VIPER E2/  | EA | Hardware       | <input checked="" type="checkbox"/> | Non-Stocked,<br>Lead Time |
|    | 70100       |          | 2613992        | Cornelius | NUT, HEX, 08-32 SS<br>Nylok                | FOR ABS 2.0                                 | EA | Hardware       | <input checked="" type="checkbox"/> | Non-Stocked,<br>Lead Time |
|    | 70104       |          | 1014466        | Cornelius | INSERT, THREADED,<br>NO. 8-32              | FOR ED150 / ED175                           | EA | Hardware       | <input checked="" type="checkbox"/> | Non-Stocked,<br>Lead Time |
|   | 70120       |          | 1008982        | Cornelius | SCREW, MACHINE,<br># 10-32, 16<br>GROUND   | FOR FF / IDC2XX                             | EA | Hardware       | <input checked="" type="checkbox"/> | Non-Stocked,<br>Lead Time |
|  | 70131       |          | 1014467        | Cornelius | SCREW, MACHINE,<br>04-40 RdsI 20           | FOR DB1XX                                   | EA | Hardware       | <input checked="" type="checkbox"/> | Non-Stocked,<br>Lead Time |
|  | 70147       |          | 1004504        | Cornelius | SCREW, SM, 06 Tb<br>RdPh 16 StCa           | FOR PBD ED175<br>REFRESH / ED300 /<br>DB150 | EA | Hardware       | <input checked="" type="checkbox"/> | Non-Stocked,<br>Lead Time |
|  | 70162       |          | 2614625        | Cornelius | SCREW, NO. 8-32<br>BY 1/4-INCH LONG        | (PART OF THE THE<br>SOLENOID<br>ASSEMBLY)   | EA | Hardware       | <input checked="" type="checkbox"/> | Non-Stocked,<br>Lead Time |

| Picture   | Vendor Item | GIS Item | Alternate Item | Vendor    | Item Description 01                        | Item Description 02                       | UM | Classification | NS                                  |                           |
|---|-------------|----------|----------------|-----------|--|---|----|----------------|-------------------------------------|---------------------------|
|    | 70164       |          | 1000085        | Cornelius | SCREW, MACHINE,<br>08-32 TrSI 24 SS        | FOR ED300                                 | EA | Hardware       | <input checked="" type="checkbox"/> | Non-Stocked,<br>Lead Time |
|    | 70165       |          | 1004460        | Cornelius | SCREW, NO. 8-32<br>BY 5/8-INCH LONG        | (PART OF THE THE<br>SOLENOID<br>ASSEMBLY) | EA | Hardware       | <input checked="" type="checkbox"/> | Non-Stocked,<br>Lead Time |
|    | 70170       |          | 1006764        | Cornelius | SCREW, WG, 08-32<br>16 SS                  | FOR DB275 BCP                             | EA | Hardware       | <input checked="" type="checkbox"/> | Non-Stocked,<br>Lead Time |
|    | 70171       |          | 1016019        | Cornelius | SCREW, MACHINE,<br>PHIL HD, NO. 8-32<br>BY | 3/8-INCH LONG                             | EA | Hardware       | <input checked="" type="checkbox"/> | Non-Stocked,<br>Lead Time |
|    | 70173       |          | 1007236        | Cornelius | SCREW, WG, 08-32<br>24 Ss                  | FOR DB275 BCP                             | EA | Hardware       | <input checked="" type="checkbox"/> | Non-Stocked,<br>Lead Time |
|    | 70176       |          | 2617612        | Cornelius | SCREW, MACHINE,<br>08-32 TRPH SS           | FOR ABS 2.0                               | EA | Hardware       | <input checked="" type="checkbox"/> | Non-Stocked,<br>Lead Time |
|   | 70178       | 70178    | 1000612        | Cornelius | SCREW, MACHINE,<br>PHIL HD, NO. 8-32<br>BY | 1/2-INCH LONG                             | EA | Hardware       | <input type="checkbox"/>            |                           |
|  | 70188       |          | 1009726        | Cornelius | SCREW,<br>SHOULDER, NO. 8-<br>32           |   | EA | Hardware       | <input checked="" type="checkbox"/> | Non-Stocked,<br>Lead Time |
|  | 70204       | 70204    | 1006928        | Cornelius | SCREW,<br>MERCHANDISER<br>LENS CLIP        | PHIL HD, NO. 8 BY<br>1/2-INCH LONG        | EA | Hardware       | <input type="checkbox"/>            |                           |
|  | 70209       |          | 1008955        | Cornelius | SCREW, WG, 08-32<br>Kn 12                  |   | EA | Hardware       | <input checked="" type="checkbox"/> | Non-Stocked,<br>Lead Time |

| Picture   | Vendor Item | GIS Item | Alternate Item | Vendor    | Item Description 01                           | Item Description 02                                | UM | Classification | NS                                  |                           |
|---|-------------|----------|----------------|-----------|---|--|----|----------------|-------------------------------------|---------------------------|
|    | 70215       |          | 1014472        | Cornelius | SCREW, SM, 08 TB<br>HXWS 08                   | FOR<br>FF/FO/ED175/IDC2<br>15/ABS1.0               | EA | Hardware       | <input checked="" type="checkbox"/> | Non-Stocked,<br>Lead Time |
|    | 70245       |          | 1003481        | Cornelius | SCREW, WG, 10-32<br>16 PRESSED                | FOR DB100 /<br>DB175 / TJ200<br>/TJ300 / 2230      | EA | Hardware       | <input checked="" type="checkbox"/> | Non-Stocked,<br>Lead Time |
|    | 70250       |          | 1004851        | Cornelius | BOLT, MACHINE,<br>PHIL TRUSS HD, 1/4-<br>20 X | 1/2" LONG. FOR<br>ED300                            | EA | Hardware       | <input checked="" type="checkbox"/> | Non-Stocked,<br>Lead Time |
|    | 70260       |          | 1005542        | Cornelius | SCREW, MACHINE,<br>PHIL HD, 1/4-20 BY         | 1-INCH LONG  | EA | Hardware       | <input checked="" type="checkbox"/> | Non-Stocked,<br>Lead Time |
|    | 70263       |          | 1004508        | Cornelius | BOLT, MACHINE,<br>1/4-20 Hx 24                | FOR D45 / DB150 /<br>DB200 / TJ2XX /<br>TJ300      | EA | Hardware       | <input checked="" type="checkbox"/> | Non-Stocked,<br>Lead Time |
|    | 70281       |          | 2611481        | Cornelius | BOLT, MACHINE,<br>5/16-18 HEX 48              |  | EA | Hardware       | <input checked="" type="checkbox"/> | Non-Stocked,<br>Lead Time |
|   | 70307       |          | 2617609        | Cornelius | RIVET, POP, 187D<br>188-250                   | FOR IDC2XX /<br>IDC255 PFG                         | EA | Hardware       | <input checked="" type="checkbox"/> | Non-Stocked,<br>Lead Time |
|  | 70315       |          | 2617613        | Cornelius | RIVET, POP, 125D<br>251-312                   |  | EA | Hardware       | <input checked="" type="checkbox"/> | Non-Stocked,<br>Lead Time |
|   | 70320       |          | 1014476        | Cornelius | RIVET, POP, 1/8"                              | FOR ALL ED-DF<br>MODELS /<br>MILLENNIUM II 4-6     | EA | Hardware       | <input checked="" type="checkbox"/> | Non-Stocked,<br>Lead Time |
|   | 70341       |          | 1007466        | Cornelius | SPRING, HEATER                                | (Used with part<br>number 30794<br>Heater Harness) | EA | PART           | <input checked="" type="checkbox"/> | Non-Stocked,<br>Lead Time |

| Picture   | Vendor Item | GIS Item | Alternate Item | Vendor    | Item Description 01                    | Item Description 02                           | UM | Classification | NS  |
|---|-------------|----------|----------------|-----------|--|---|----|----------------|---|
|     | 70407       | 70407    | 1010105        | Cornelius | LEG SET, (X4), 6"<br>ADJ. 5/8          | FOR<br>1522/1722/2323<br>DROP-IN STANDS       | EA | Leg Set        | <input type="checkbox"/>                                      |
|    | 70409       |          | 2619114        | Cornelius | CLAMP 1/4"                             |   | EA | Clamp or Tie   | <input checked="" type="checkbox"/> Non-Stocked,<br>Lead Time |
|    | 70421       |          | 2570184        | Cornelius | CLAMP 3/8"                             | FOR PBD ED175<br>REFRESH                      | EA | Clamp or Tie   | <input checked="" type="checkbox"/> Non-Stocked,<br>Lead Time |
|    | 70422       | 70422    | 1007248        | Cornelius | SOLENOID SPRING                        | FOR D45 / DB150 /<br>DB200 / TJ2XX /<br>TJ300 | EA | PART           | <input type="checkbox"/>                                      |
|    | 70423       |          | 1007184        | Cornelius | PIN,COTTER, 3/32 x<br>1In SS           | FOR D45 / DB150 /<br>DB200 / TJ2XX /<br>TJ300 | EA | Hardware       | <input checked="" type="checkbox"/> Non-Stocked,<br>Lead Time |
|     | 70426       | 70426    | 1009611        | Cornelius | GRILL 14.9 x 8.2                       | FOR TJ45 / D45                                | EA | Cup Rest       | <input type="checkbox"/>                                      |
|    | 70433       | 70433    | 1003306        | Cornelius | RETAINING RING-<br>.093 ID             | FOR D45 / DB150 /<br>DB200 / TJ2XX /<br>TJ300 | EA | Hardware       | <input type="checkbox"/>                                      |
|  | 70438       | 70438    | 1010718        | Cornelius | REBUILDING KIT<br>FOR TJ DISP          | FOR D45 / DB150 /<br>DB200 / TJ2XX /<br>TJ300 | EA | PART           | <input type="checkbox"/>                                      |
|  | 70439       | 70439    | 1010509        | Cornelius | LEG-4" PLASTIC (TJ<br>& 100/150) (OBS) | SHOWS (12) IN<br>STOCK.                       | EA | Leg Set        | <input type="checkbox"/>                                      |
|  | 70459       |          | 2619058        | Cornelius | RIVET, POP, 125D<br>126-187 StI        |   | EA | Hardware       | <input checked="" type="checkbox"/> Non-Stocked,<br>Lead Time |



| Picture   | Vendor Item | GIS Item | Alternate Item | Vendor    | Item Description 01                             | Item Description 02                       | UM | Classification   | NS                                  |                           |
|---|-------------|----------|----------------|-----------|---|---|----|------------------|-------------------------------------|---------------------------|
|    | 70469       |          | 2615828        | Cornelius | RIVET, POP, 125D<br>188-250 SST                 | FOR DF200 / DF250                         | EA | Hardware         | <input checked="" type="checkbox"/> | Non-Stocked,<br>Lead Time |
|     | 70478R      | 70478    | 1008205        | Cornelius | PUSH-ON CLIP                                    | FOR<br>ED1XX/2XX/300/<br>DF2XX/ ABS 1.0/  | EA | Hardware         | <input type="checkbox"/>            |                           |
|     | 70485       | 70485    | 1002729        | Cornelius | RETURN SPRING,<br>GATE                          |   | EA | PART             | <input type="checkbox"/>            |                           |
|    | 70513       |          | 2619057        | Cornelius | RIVET, POP, 187D<br>063-125 SS                  |   | EA | Hardware         | <input checked="" type="checkbox"/> | Non-Stocked,<br>Lead Time |
|    | 70555       |          | 1007378        | Cornelius | SCREW, MACHINE,<br>PHIL HD, NO. 8-32<br>BY      | 2-5/8 INCH LONG                           | EA | Hardware         | <input checked="" type="checkbox"/> | Non-Stocked,<br>Lead Time |
|    | 7061        |          | 1038237        | Cornelius | FITTING,<br>COMPRESSION, SS,<br>3/8" x 3/8" MFL |   | EA | Fitting, General | <input checked="" type="checkbox"/> | Non-Stocked,<br>Lead Time |
|   | 70663       |          | 1008877        | Cornelius | FITTING, A, BR,<br>1/4" Bb x 1/8" MPT           | FOR ABS 2.0                               | EA | Fitting, General | <input checked="" type="checkbox"/> | Non-Stocked,<br>Lead Time |
|  | 70692       |          | 2588317        | Cornelius | SCREW, MACHINE,<br>10-32 X 1" LONG              | ROUND PHILLIPS<br>HEAD, SS. FOR<br>IDC2XX | EA | Hardware         | <input checked="" type="checkbox"/> | Non-Stocked,<br>Lead Time |
|   | 7073        |          | 1032519        | Cornelius | FITTING, L, SWL, SS,<br>1/4" FI x 3/8" Bb       |   | EA | Fitting, General | <input checked="" type="checkbox"/> | Non-Stocked,<br>Lead Time |
|  | 70730       |          | 1014480        | Cornelius | RUBBER BUSHING<br>W/ NUT INSERT                 | FOR QUEST E2-<br>4/MILLENNIUM/QU<br>ANTUM | EA | Hardware         | <input checked="" type="checkbox"/> | Non-Stocked,<br>Lead Time |

| Picture   | Vendor Item | GIS Item | Alternate Item | Vendor    | Item Description 01                    | Item Description 02                      | UM | Classification | NS                                  |
|---|-------------|----------|----------------|-----------|--|--|----|----------------|-------------------------------------|
|     | 70739       | 70739    | 1004030        | Cornelius | KEY D001                               | FOR DF-ED2XX                             | EA | OTHER          | <input type="checkbox"/>            |
|    | 70747       |          | 1006661        | Cornelius | SCREW, MACHINE,<br>08-32 TrPh 16 St Bk | FOR<br>FLAVORFUSION /<br>FLAVOR OVERLOAD | EA | Hardware       | <input checked="" type="checkbox"/> |
|     | 70750       | 508510   | 1000210        | Cornelius | CLAMP, HOSE,<br>WORM, 1/2" X<br>1.25"  | FOR ALL ED<br>MODELS                     | EA | Clamp or Tie   | <input type="checkbox"/>            |
|    | 70752       |          | 1024858        | Cornelius | BOLT, 5/16-18 x 2                      | FOR PINNACLE 2-4                         | EA | Hardware       | <input checked="" type="checkbox"/> |
|     | 70798       | 70798    | 1001588        | Cornelius | BEVERAGE VALVE<br>WRENCH               |  | EA | TOOL           | <input type="checkbox"/>            |
|    | 70828       | 70828    |                | Cornelius | AIR VALVE<br>SOLENOID ASSY<br>(OBS)    | SHOWS (2) IN<br>STOCK.                   | EA | PART           | <input type="checkbox"/>            |
|   | 70847       |          | 1009594        | Cornelius | SPACER, SWITCH                         | FOR<br>ED150/175/300 /<br>DF2XX          | EA | PART           | <input checked="" type="checkbox"/> |
|   | 70855       | 70855    | 1010289        | Cornelius | CUP REST, 21" X<br>6.2", 2230          | FOR DB100/150                            | EA | Cup Rest       | <input type="checkbox"/>            |
|  | 70872       |          | 1029347        | Cornelius | BOLT, MACHINE,<br>3/8-24 Hx 32 StZi    |  | EA | Hardware       | <input checked="" type="checkbox"/> |
|  | 70894       |          | 1024867        | Cornelius | SCREW, MACHINE,<br>08-32 TrPh 24       | FOR DF-ED2XX                             | EA | Hardware       | <input checked="" type="checkbox"/> |










Non-Stocked,  
Lead Time






Non-Stocked,  
Lead Time

Non-Stocked,  
Lead Time

Non-Stocked,  
Lead Time

Non-Stocked,  
Lead Time

| Picture   | Vendor Item | GIS Item | Alternate Item | Vendor    | Item Description 01                         | Item Description 02                       | UM | Classification | NS                                  |                           |
|---|-------------|----------|----------------|-----------|---|---|----|----------------|-------------------------------------|---------------------------|
|    | 70910       |          | 1012562        | Cornelius | SCREW, MACHINE,<br>10-32 TrPh 40 SS FS      | FOR IMDXXX /<br>IAC630/830                | EA | Hardware       | <input checked="" type="checkbox"/> | Non-Stocked,<br>Lead Time |
|    | 70927       |          | 1003066        | Cornelius | LEG, LEVEL, 4",<br>5/16-18,<br>ADJUSTABLE   | FOR DB150 / TJ150<br>/ TJ45/90            | EA | Leg Set        | <input checked="" type="checkbox"/> | Non-Stocked,<br>Lead Time |
|    | 70959       | 70959    | 1000172        | Cornelius | NUT, HEXHEAD<br>(SKIN), NO. 8-32            |   | EA | Hardware       | <input type="checkbox"/>            |                           |
|    | 70970       | 70970    | 1010769        | Cornelius | ED LEG (SINGLE), 4"<br>ADJUSTABLE, 3/8"     | BLACK PLASTIC W/<br>NICKEL PLATED<br>FOOT | EA | Leg Set        | <input type="checkbox"/>            |                           |
|     | 70992       |          | 1000387        | Cornelius | RECEPTACLE, 1/4<br>TURN                     | FOR<br>ED150/175/300/<br>ABS 1.0          | EA | Hardware       | <input checked="" type="checkbox"/> | Non-Stocked,<br>Lead Time |
|     | 70993       |          | 1008892        | Cornelius | RETAINER, 1/4<br>TURN                       | FOR<br>ED150/175/300/<br>ABS 1.0          | EA | Hardware       | <input checked="" type="checkbox"/> | Non-Stocked,<br>Lead Time |
|   | 70994       |          | 1007112        | Cornelius | STUD WING HEAD,<br>1/4 TURN                 | FOR ED150/175/<br>ABS 1.0                 | EA | Hardware       | <input checked="" type="checkbox"/> | Non-Stocked,<br>Lead Time |
|   | 71006       | 71006    | 1010175        | Cornelius | SCREW, MACHINE,<br>PHIL HD, NO. 08-32<br>BY | 2-1/8 INCH LONG                           | EA | Hardware       | <input type="checkbox"/>            |                           |
|   | 71007       | 71007    | 1003155        | Cornelius | SPRING SOLENOID<br>ARM ED-                  | (PART OF THE<br>SOLENOID<br>ASSEMBLY)     | EA | PART           | <input type="checkbox"/>            |                           |
|  | 71010       | 71010    | 1000273        | Cornelius | WASHER,<br>CAPTIVATING, NO. 8               | FOR VARIOUS<br>CORNELIUS<br>MODELS        | EA | Hardware       | <input type="checkbox"/>            |                           |

| Picture  | Vendor Item | GIS Item  | Alternate Item | Vendor    | Item Description 01                     | Item Description 02      | UM | Classification | NS                                  |
|--|-------------|-----------|----------------|-----------|---|--------------------------|----|----------------|-------------------------------------|
|    | 710160062   |           | 1043419        | Cornelius | LINE, SUCTION/CAP TUBE ASSEMBLY, 115/60 |                          | EA | PART           | <input checked="" type="checkbox"/> |
|    | 710200011   |           | 1014493        | Cornelius | HARNESS ASSEMBLY, WIRE, ELECTRODE       | FOR D80 / OMEGA          | EA | Wire Harness   | <input checked="" type="checkbox"/> |
|    | 710200015   | 710200015 | 1008913        | Cornelius | CARBONATOR PLATE, INTELICARB            | Plate Carbonator Ground  | EA | PART           | <input type="checkbox"/>            |
|    | 710220000   |           | 1014494        | Cornelius | INSTRUCTION SHEET, INSTALLATION         | CARB PROBE SERVICE KIT   | EA | OTHER          | <input checked="" type="checkbox"/> |
|    | 71025       |           | 1000524        | Cornelius | STRAP, 3/8-16 THREADED                  | FOR DF-ED2XX             | EA | PART           | <input checked="" type="checkbox"/> |
|    | 71028       |           | 1009281        | Cornelius | BOLT, SH 1/4-20                         | FOR DF-ED2XX / CARMA 250 | EA | Hardware       | <input checked="" type="checkbox"/> |
|   | 71033       |           | 1004605        | Cornelius | BOLT, MACHINE, 3/8-16 HX 24 STCA        | FOR DF-ED2XX / CARMA 250 | EA | Hardware       | <input checked="" type="checkbox"/> |
|  | 71036       | 71036     | 1006289        | Cornelius | CUP REST                                | FOR ED-DF150             | EA | Cup Rest       | <input type="checkbox"/>            |
|  | 71038       | 71038     | 1006288        | Cornelius | CUP REST, STANDARD                      | FOR ED300                | EA | Cup Rest       | <input type="checkbox"/>            |
|  | 71039       | 71039     | 1004061        | Cornelius | CUP REST, FLAT, BLACK, 29.1 X 6.8       | FOR DF-ED2XX             | EA | Cup Rest       | <input type="checkbox"/>            |

Non-Stocked, Lead Time






Non-Stocked, Lead Time

Non-Stocked, Lead Time

Non-Stocked, Lead Time

Non-Stocked, Lead Time

Non-Stocked, Lead Time

| Picture  | Vendor Item | GIS Item  | Alternate Item | Vendor    | Item Description 01                      | Item Description 02              | UM | Classification | NS                                  |
|--|-------------|-----------|----------------|-----------|--|----------------------------------|----|----------------|-------------------------------------|
|   | 71059       |           | 1006922        | Cornelius | NUT, WING, 3/8-16                        | FOR DF2XX                        | EA | Hardware       | <input checked="" type="checkbox"/> |
|   | 71061       |           | 1030619        | Cornelius | WASHER, FLAT, 480<br>1.1 063, 7/16       | FOR DF2XX                        | EA | Hardware       | <input checked="" type="checkbox"/> |
|    | 710660001   | 710660001 | 1003929        | Cornelius | PROBE, DROP-IN<br>INTELLICARB            | FOR VANTAGE IC /<br>VANGUARD 245 | EA | Probe          | <input type="checkbox"/>            |
|    | 71085       | 71085     | 1025083        | Cornelius | SCREW, MACHINE,<br>08-32 - TRPH 40       | FOR PINNACLE 2-4                 | EA | Hardware       | <input type="checkbox"/>            |
|   | 71086       |           | 1002416        | Cornelius | CLAMP, HOSE,<br>WORM, 1/2" - 1-<br>2/16" | FOR DF150/2XX/<br>ABS 1.0        | EA | Clamp or Tie   | <input checked="" type="checkbox"/> |
|    | 71088       |           | 1014500        | Cornelius | CUP REST, 21.1" x<br>7.6", OPTIFILL      | FOR ED-DF150                     | EA | Cup Rest       | <input checked="" type="checkbox"/> |
|   | 71094       | 71094     | 1003474        | Cornelius | CUP REST,<br>OPTIFILL, SLANTED           | FOR DF2XX                        | EA | Cup Rest       | <input type="checkbox"/>            |
|  | 71098       | 71098     | 1003267        | Cornelius | CUP REST,<br>OPTIFILL, 43.3" x<br>9.6"   | FOR ED300                        | EA | Cup Rest       | <input type="checkbox"/>            |
|  | 711200000   |           | 1006222        | Cornelius | PROBE SERVICE KIT,<br>SF/CHAL CARB       | FOR CHALLENGER                   | EA | Probe          | <input checked="" type="checkbox"/> |
|  | 711200001   | 711200001 | 1008596        | Cornelius | PROBE KIT, SERVICE                       | FOR D80+ /<br>OMEGA+             | EA | Probe          | <input type="checkbox"/>            |

Non-Stocked,  
Lead Time

Non-Stocked,  
Lead Time

Non-Stocked,  
Lead Time

Non-Stocked,  
Lead Time

Non-Stocked,  
Lead Time

| Picture   | Vendor Item | GIS Item    | Alternate Item | Vendor    | Item Description 01                    | Item Description 02                          | UM | Classification | NS                                  |
|---|-------------|-------------|----------------|-----------|--|--|----|----------------|-------------------------------------|
|     | 711200002   |             | 1005990        | Cornelius | PROBE KIT, SERVICE, MOLDED CONNECTIONS |  | EA | Probe          | <input checked="" type="checkbox"/> |
|     | 711200003   | 71-1200-003 | 1001927        | Cornelius | PROBE KIT                              | FOR UCCR40 / UCR40 / UCC40                   | EA | Probe          | <input type="checkbox"/>            |
|     | 711200004   | 39582-8     | 1008510        | Cornelius | PROBE KIT, SERVICE, 97" CORD           |  | EA | Probe          | <input type="checkbox"/>            |
|     | 711200005   | 39582-9     | 1004226        | Cornelius | SERVICE PROBE KIT, 24" CORD LENGTH     |  | EA | Probe          | <input type="checkbox"/>            |
|    | 71815321    |             | 1005648        | Cornelius | RETAINING RING, 0.242 ID, SEV/FFV/GEV  | FOR MILLENNIUM II 4-6 / QUEST E2-4 / QUANTUM | EA | Hardware       | <input checked="" type="checkbox"/> |
|    | 71822024    | 22024       | 1000690        | Cornelius | SCREW, 8-18x7/16st SS Th PHIL          | FOR MILLENNIUM II 4-6                        | EA | Hardware       | <input type="checkbox"/>            |
|   | 71822081    |             | 1007977        | Cornelius | WASHER HOLD DOWN                       | FOR QUEST E2-4 / QUANTUM 1-2-3-4             | EA | Hardware       | <input checked="" type="checkbox"/> |
|  | 71823750    |             | 1007360        | Cornelius | WASHER, .406x.590x.049t SS             | FOR FFV VALVE                                | EA | Hardware       | <input checked="" type="checkbox"/> |
|  | 71827290    | 27290       | 1003838        | Cornelius | BRACKET CLAMP ASSEMBLY, PLATED         | FOR FFV VALVE                                | EA | PART           | <input type="checkbox"/>            |
|   | 71827615    |             | 1010158        | Cornelius | SWITCH-LOCK KIT W/ 2-KEYS (NO.2009)    | FOR IMPULSE / VANTAGE / OMEGA(+)/            | EA | PART           | <input checked="" type="checkbox"/> |

Non-Stocked, Lead Time

Non-Stocked, Lead Time

Non-Stocked, Lead Time

Non-Stocked, Lead Time

Non-Stocked, Lead Time

| Picture   | Vendor Item | GIS Item  | Alternate Item | Vendor    | Item Description 01                  | Item Description 02                      | UM | Classification   | NS                                  |
|---|-------------|-----------|----------------|-----------|--------------------------------------|--|----|------------------|-------------------------------------|
|    | 71828262    |           | 1008225        | Cornelius | DIFFUSER ASSEMBLY                    | FOR FFV VALVE                            | EA | PART             | <input checked="" type="checkbox"/> |
|    | 71828917    | 28917     | 1010906        | Cornelius | DIFFUSER ASSEMBLY, SYRUP TUBE        | FOR FFV VALVE                            | EA | PART             | <input type="checkbox"/>            |
|    | 71860230    |           | 1005355        | Cornelius | VALVE, PRESSURE RELIEF, LNCR 54-0066 | FOR IMPULSE/VANTAGE /UCCR40/2323/VA      | EA | PART             | <input checked="" type="checkbox"/> |
|    | 71860282    | 49613     | 1000923        | Cornelius | PORT, SYRUP, WITHOUT O-RING          | FOR FFV VALVE                            | EA | PART             | <input type="checkbox"/>            |
|    | 71860288    |           | 1000907        | Cornelius | PORT, WATER, W/O O-RING              | FOR FFV VALVE                            | EA | PART             | <input checked="" type="checkbox"/> |
|    | 71860290    | 71860290  | 1003858        | Cornelius | ARMATURE                             | FOR QUEST 2-4/ MILL 4-6/ QUANTUM 1-2-3-4 | EA | PART             | <input type="checkbox"/>            |
|   | 71860673    |           | 1007770        | Cornelius | MOTOR, PUMP, 1/3HP, 230V, 1725RPM    | FOR APPEX 6 / IDC2XX                     | EA | Motor            | <input checked="" type="checkbox"/> |
|  | 720200206   | 720200206 | 1004623        | Cornelius | IN-LINE COUPLING 3/8" NPT PP         | FOR QUEST E2-4                           | EA | Fitting, General | <input type="checkbox"/>            |
|  | 720201422   |           | 1032058        | Cornelius | BRACKET, DOOR HINGE                  | FOR QUEST                                | EA | PART             | <input checked="" type="checkbox"/> |
|  | 720201433   | 720201433 | 1032879        | Cornelius | BRACKET, PLATFORM ASSEMBLY           | FOR QUEST 2-4-NT                         | EA | PART             | <input type="checkbox"/>            |











Non-Stocked, Lead Time

Non-Stocked, Lead Time

Non-Stocked, Lead Time

Non-Stocked, Lead Time

Non-Stocked, Lead Time

| Picture   | Vendor Item | GIS Item  | Alternate Item | Vendor    | Item Description 01               | Item Description 02                 | UM | Classification | NS                                  |
|---|-------------|-----------|----------------|-----------|-----------------------------------|-------------------------------------|----|----------------|-------------------------------------|
|    | 720201439   | 720201439 | 1030527        | Cornelius | LATCH ASSEMBLY,<br>SERVICE        | FOR QUEST                           | EA | PART           | <input type="checkbox"/>            |
|     | 720201440   | 720201440 | 1029454        | Cornelius | BRACKET, CATCH<br>STRIKE PLATE    | FOR QUEST E2-4 /<br>NITROPRO MINI   | EA | PART           | <input type="checkbox"/>            |
|    | 720201447   |           | 1043054        | Cornelius | BRACKET,<br>HOLDDOWN,<br>SECURE   | FOR QUEST (?)                       | EA | PART           | <input checked="" type="checkbox"/> |
|    | 720201476   | 720201476 | 1048141        | Cornelius | OVERFLOW TUBE<br>ASSEMBLY         | FOR QUEST E2                        | EA | PART           | <input type="checkbox"/>            |
|     | 720201479   |           | 1054017        | Cornelius | BRACKET, DUAL<br>NOZZLE BLOCK     | FOR QUEST E2-4                      | EA | PART           | <input checked="" type="checkbox"/> |
|     | 720201509   | 720201509 | 1031747        | Cornelius | SHELF, CABINET                    | FOR QUEST E4                        | EA | PART           | <input type="checkbox"/>            |
|   | 720201510   |           | 1038739        | Cornelius | SHELF, CABINET                    | FOR QUEST E2                        | EA | PART           | <input checked="" type="checkbox"/> |
|   | 720201611   |           | 1031904        | Cornelius | PLATE, SUPPORT,<br>BOTTLE ADAPTER | FOR QUEST E2-4 /<br>QUANTUM 1-2-3-4 | EA | PART           | <input checked="" type="checkbox"/> |
|   | 720201720   | 720201720 | 1044271        | Cornelius | FRONT COVER<br>BRACKET, RH        | FOR QUEST 4-NT                      | EA | PART           | <input type="checkbox"/>            |
|  | 720202010   |           | 1042811        | Cornelius | CAP, BOTTLE<br>REFILLABLE,        | FOR QUEST E2-4                      | EA | PART           | <input checked="" type="checkbox"/> |

Non-Stocked,  
Lead Time











Non-Stocked,  
Lead Time

Non-Stocked,  
Lead Time

Non-Stocked,  
Lead Time

Non-Stocked,  
Lead Time



| Picture  | Vendor Item | GIS Item  | Alternate Item | Vendor    | Item Description 01                     | Item Description 02                         | UM | Classification | NS                                  |                           |
|--|-------------|-----------|----------------|-----------|---|---|----|----------------|-------------------------------------|---------------------------|
|   | 720202112   |           | 1042888        | Cornelius | PANEL, BACK                             | FOR QUEST NT /<br>QUEST 4 FLV               | EA | PART           | <input checked="" type="checkbox"/> | Non-Stocked,<br>Lead Time |
|   | 720202312   |           | 1044316        | Cornelius | HOLDER,<br>FLUORESCENT<br>LAMP          |   | EA | PART           | <input checked="" type="checkbox"/> | Non-Stocked,<br>Lead Time |
|   | 720202704   |           | 1043285        | Cornelius | BASE PLATFORM                           | FOR QUEST E2-4                              | EA | PART           | <input checked="" type="checkbox"/> | Non-Stocked,<br>Lead Time |
|    | 720204101   | 720204101 | 1032313        | Cornelius | CAM LOCK (OBS)                          | SHOWS (2) IN<br>STOCK. FOR QUEST            | EA | PART           | <input type="checkbox"/>            |                           |
|    | 720300401   | 45525     | 1001990        | Cornelius | ROTOR ASSEMBLY,<br>SEALED               | FOR QLT180                                  | EA | PART           | <input type="checkbox"/>            |                           |
|    | 720301104   |           | 1032322        | Cornelius | SWITCH ROCKER,<br>SEALED                | FOR NITROPRO<br>MINI                        | EA | PART           | <input checked="" type="checkbox"/> | Non-Stocked,<br>Lead Time |
|   | 720301304   |           | 1033205        | Cornelius | ELECTRICAL BOX<br>ASSEMBLY, SLJ<br>ONLY | FOR QUEST E2                                | EA | PART           | <input checked="" type="checkbox"/> | Non-Stocked,<br>Lead Time |
|  | 720301724   |           | 1033014        | Cornelius | HARNESS, SNAP<br>ACTION W/ PC<br>SWITCH | FOR QUEST 4 /<br>QUEST NT (OLDER<br>MODELS) | EA | PART           | <input checked="" type="checkbox"/> | Non-Stocked,<br>Lead Time |
|  | 720301743   |           | 1033369        | Cornelius | HARNESS<br>ASSEMBLY, RED<br>BOTTOM      | FOR QUEST 4 /<br>QUEST NT (OLDER<br>MODELS) | EA | Wire Harness   | <input checked="" type="checkbox"/> | Non-Stocked,<br>Lead Time |
|  | 720301744   |           | 1038260        | Cornelius | HARNESS<br>ASSEMBLY, E-BOX,<br>RED      |   | EA | Wire Harness   | <input checked="" type="checkbox"/> | Non-Stocked,<br>Lead Time |










| Picture  | Vendor Item | GIS Item  | Alternate Item | Vendor    | Item Description 01                     | Item Description 02                | UM | Classification | NS                                  |
|--|-------------|-----------|----------------|-----------|---|------------------------------------|----|----------------|-------------------------------------|
|    | 720301747   | 720301747 | 1041579        | Cornelius | HARNESS ASSEMBLY, ELEC BOX              | FOR QUEST 4                        | EA | Wire Harness   | <input type="checkbox"/>            |
|    | 720302402   |           | 1037709        | Cornelius | AIR FILTER, CONDENSER, COKE / McDONALDS |                                    | EA | Air Filter     | <input checked="" type="checkbox"/> |
|    | 720401106   |           | 1042812        | Cornelius | BOTTLE ONLY, REFILLABLE, W/O CAP        | FOR USE WITH QUEST 2-4             | EA | PART           | <input checked="" type="checkbox"/> |
|    | 720401107   | 720401107 | 1042922        | Cornelius | BOTTLE ASSEMBLY, REFILLABLE, W/ CAP     | FOR USE WITH QUEST 2-4             | EA | PART           | <input type="checkbox"/>            |
|    | 720401309   |           | 1032752        | Cornelius | MERCHANDISER ASSEMBLY                   | GROWERS SELECT JUICE. FOR QUEST    | EA | Merchandiser   | <input checked="" type="checkbox"/> |
|    | 720401312   |           | 1031049        | Cornelius | MERCHANDISER ASSEMBLY                   | FLORIDA'S NATURAL. FOR QUEST       | EA | Merchandiser   | <input checked="" type="checkbox"/> |
|    | 720401313   | 720401313 | 1029955        | Cornelius | Q2 GENERIC MERCHANDISER ASSEMBLY        | FOR QUEST E2                       | EA | Merchandiser   | <input type="checkbox"/>            |
|  | 720401319   | 720401319 | 1030439        | Cornelius | Q4 GENERIC MERCHANDISER ASSEMBLY        | FOR QUEST E4                       | EA | Merchandiser   | <input type="checkbox"/>            |
|  | 720401345   | 720401345 | 1041747        | Cornelius | Q4 ROYAL GROVE MERCHANDISER ASSY        | FOR QUEST E4                       | EA | Merchandiser   | <input type="checkbox"/>            |
|  | 720401346   | 720401346 | 1041746        | Cornelius | Q2 ROYAL GROVE MERCHANDISER ASSY (OBS)  | FOR QUEST E2. SHOWS (26) IN STOCK. | EA | Merchandiser   | <input type="checkbox"/>            |

Non-Stocked, Lead Time











Non-Stocked, Lead Time

Non-Stocked, Lead Time











Non-Stocked, Lead Time











| Picture  | Vendor Item | GIS Item  | Alternate Item | Vendor    | Item Description 01               | Item Description 02                     | UM | Classification    | NS                                  |
|--|-------------|-----------|----------------|-----------|-----------------------------------|---|----|-------------------|-------------------------------------|
|    | 720401704   | 720401704 |                | Cornelius | HEAT EXCHANGER (OBS)              | SHOWS (1) IN STOCK. FOR QUEST NT/4      | EA | PART              | <input type="checkbox"/>            |
|    | 720401801   | 720401801 | 1029914        | Cornelius | PLATFORM ASSEMBLY, M/F, SLJ FLUSH | FOR QUEST E2-4/NT                       | EA | PART              | <input type="checkbox"/>            |
|    | 720401809   | 720401809 | 1042849        | Cornelius | PLATFORM ASSEMBLY, NON FLUSH      | NO SOLDOUT. FOR QUEST 2-4               | EA | PART              | <input type="checkbox"/>            |
|    | 720401907   | 720401907 | 1041802        | Cornelius | CABINET FAN MOTOR                 | FOR QUEST E2-4 / NITROPRO MINI          | EA | Motor             | <input type="checkbox"/>            |
|    | 720402101   | 720402101 | 1038369        | Cornelius | WATER BATH TANK                   | FOR QUEST 4/NT                          | EA | PART              | <input type="checkbox"/>            |
|    | 720500012   |           | 2581916        | Cornelius | WASHER, LOCK, 641 1.0 156 STGA    | FOR QUEST 2-4 / QUEST NT (OLDER MODELS) | EA | Hardware          | <input checked="" type="checkbox"/> |
|   | 720500013   |           | 1029859        | Cornelius | BOX ASSEMBLY, ELECTRIC, SERVICE   | FOR QUEST 4                             | EA | PART              | <input checked="" type="checkbox"/> |
|  | 720500014   | 720500014 | 1012452        | Cornelius | CUP REST, 12.7 x 5.5              | FOR QUEST 4/NT / QUEST ELITE 2-4        | EA | Cup Rest          | <input type="checkbox"/>            |
|  | 720500033   | 720500033 | 1006879        | Cornelius | MIXING CHAMBER, CLEAR             | FOR QUEST E2-4 / MILLENNIUM II 4-6      | EA | PART              | <input type="checkbox"/>            |
|  | 720500047   | 720500047 | 1040616        | Cornelius | FITTING, WATER INLET              | FOR QUEST 2                             | EA | Fitting, Beverage | <input type="checkbox"/>            |

Non-Stocked,  
Lead TimeNon-Stocked,  
Lead Time

| Picture   | Vendor Item | GIS Item  | Alternate Item | Vendor    | Item Description 01             | Item Description 02                           | UM | Classification | NS                                  |
|---|-------------|-----------|----------------|-----------|---------------------------------|---|----|----------------|-------------------------------------|
|    | 720500069   |           | 1025144        | Cornelius | SCREW, SM, 08-32<br>THUMB 12 SS | FOR QUEST 2-4 /<br>QUEST NT (OLDER<br>MODELS) | EA | Hardware       | <input checked="" type="checkbox"/> |
|     | 720500102   | 720500102 | 1030920        | Cornelius | DRIP TRAY                       | FOR QUEST 2<br>(OLDER MODEL)                  | EA | Drip Tray      | <input type="checkbox"/>            |
|     | 720500104   | 720500104 | 1000741        | Cornelius | DRIP TRAY                       | FOR QUEST 4/NT                                | EA | Drip Tray      | <input type="checkbox"/>            |
|    | 720500202   | 720500202 | 1029451        | Cornelius | REAR PANEL                      | FOR QUEST 2<br>(OLDER MODEL)                  | EA | PART           | <input type="checkbox"/>            |
|    | 720500204   | 720500204 | 1016210        | Cornelius | REAR PANEL                      | FOR QUEST 4 /<br>QUEST NT (OLDER<br>MODELS)   | EA | PART           | <input type="checkbox"/>            |
|    | 720500301   | 720500301 | 1029402        | Cornelius | SIDE PANEL, RH                  | FOR QUEST NT /<br>QUEST 2 (OLDER<br>MODELS)   | EA | PART           | <input type="checkbox"/>            |
|   | 720500302   | 720500302 | 1029403        | Cornelius | SIDE PANEL, LH                  | FOR QUEST NT /<br>QUEST 2 (OLDER<br>MODELS)   | EA | PART           | <input type="checkbox"/>            |
|   | 720500402   | 720500402 | 1029452        | Cornelius | TOP PANEL                       | FOR QUEST 2<br>(OLDER MODEL)                  | EA | PART           | <input type="checkbox"/>            |
|  | 720500404   | 720500404 | 1029404        | Cornelius | TOP PANEL                       | FOR QUEST 4/NT<br>(OLDER MODELS)              | EA | PART           | <input type="checkbox"/>            |
|   | 720500502   | 720500502 | 1029450        | Cornelius | PANEL, SPLASH                   | FOR QUEST 2<br>(OLDER MODEL)                  | EA | Splash Panel   | <input type="checkbox"/>            |

Non-Stocked,  
Lead Time

| Picture  | Vendor Item | GIS Item  | Alternate Item | Vendor    | Item Description 01                     | Item Description 02                           | UM | Classification | NS                                  |                           |
|--|-------------|-----------|----------------|-----------|---|---|----|----------------|-------------------------------------|---------------------------|
|    | 720500504   | 720500504 | 1002696        | Cornelius | PANEL, SPLASH                           | FOR QUEST 4 /<br>QUEST NT (OLDER<br>MODELS)   | EA | Splash Panel   | <input type="checkbox"/>            |                           |
|    | 720500514   |           | 2517491        | Cornelius | PANEL, SPLASH,<br>DRIP TRAY KIT         | FOR QUEST 4                                   | EA | Splash Panel   | <input checked="" type="checkbox"/> | Non-Stocked,<br>Lead Time |
|    | 720500710   | 720500710 | 1014520        | Cornelius | DOOR GASKET                             | FOR QUEST 4/NT<br>(OLDER MODELS)              | EA | PART           | <input type="checkbox"/>            |                           |
|    | 720500711   | 720500711 | 1033370        | Cornelius | WIRE HARNESS                            | FOR QUEST 4/NT<br>(OLDER MODELS)              | EA | Wire Harness   | <input type="checkbox"/>            |                           |
|    | 720500726   |           | 1035616        | Cornelius | BRACKET, RESET<br>SWITCH, DOOR          | FOR QUEST (?)                                 | EA | PART           | <input checked="" type="checkbox"/> | Non-Stocked,<br>Lead Time |
|    | 720500763   |           | 1044345        | Cornelius | WASHER, NYLON,<br>.437 ODx .195 ID      | FOR QUEST 2-4 /<br>QUEST NT (OLDER<br>MODELS) | EA | Hardware       | <input checked="" type="checkbox"/> | Non-Stocked,<br>Lead Time |
|   | 720500764   |           | 1032298        | Cornelius | TOP HINGE PLATE                         | FOR QUEST 2-4 /<br>QUEST NT (OLDER<br>MODELS) | EA | PART           | <input checked="" type="checkbox"/> | Non-Stocked,<br>Lead Time |
|  | 720500794   |           | 1025146        | Cornelius | TRANSFORMER<br>230v/24v                 | FOR QUEST 2-4 /<br>QUEST NT (OLDER<br>MODELS) | EA | Transformer    | <input checked="" type="checkbox"/> | Non-Stocked,<br>Lead Time |
|  | 720500795   | 720500795 | 1014522        | Cornelius | TRANSFORMER,<br>120v 60hz<br>26v@4@ 24v | FOR QUEST 2-4 /<br>NT (OLDER<br>MODELS)       | EA | Transformer    | <input type="checkbox"/>            |                           |
|  | 720500902   |           | 1042677        | Cornelius | TANK ASSEMBLY,<br>FOAMED, WATER<br>BATH | FOR QUEST 2<br>(OLDER MODEL)                  | EA | PART           | <input checked="" type="checkbox"/> | Non-Stocked,<br>Lead Time |

| Picture   | Vendor Item | GIS Item   | Alternate Item | Vendor    | Item Description 01                 | Item Description 02               | UM | Classification | NS                                  |
|---|-------------|------------|----------------|-----------|-------------------------------------|-----------------------------------|----|----------------|-------------------------------------|
|     | 720501227   | 720501227  | 2519523        | Cornelius | CLIP, DRAIN TUBE CABINET            | FOR OLD QUEST 2-4/NT              | EA | Clamp or Tie   | <input type="checkbox"/>            |
|     | 720501227   | 7205011227 | 2519523        | Cornelius | CLIP, DRAIN TUBE CABINET            | FOR OLD QUEST 2-4/NT              | EA | Clamp or Tie   | <input type="checkbox"/>            |
|     | 720501502   |            | 2609087        | Cornelius | COIL, WATER, NO BARBS               | FOR QUEST E2                      | EA | Coil           | <input checked="" type="checkbox"/> |
|    | 720501706   |            | 1043863        | Cornelius | CAP PLUG .093 ID X 1/2, BLACK VNL   | FOR QUEST E2-4                    | EA | PART           | <input checked="" type="checkbox"/> |
|    | 720502800   | 720502800  | 1004307        | Cornelius | AGITATOR ASY, 115V                  | FOR QUEST E2-4 / OLD QUEST 2-4/NT | EA | Motor          | <input type="checkbox"/>            |
|    | 720502803   |            | 1043273        | Cornelius | PUMP ASSEMBLY, AGITATOR, 230V/50HZ  | FOR QUEST 4 / NT (OLDER MODELS)   | EA | Motor          | <input checked="" type="checkbox"/> |
|    | 720503206   | 720503206  | 1004297        | Cornelius | OVERLOAD, 120V/60HZ, 1/10HP         | FOR QUEST 2 / NT (OLDER MODELS)   | EA | PART           | <input type="checkbox"/>            |
|  | 720503209   |            | 1058296        | Cornelius | RELAY, START, COMPRESSOR, 230V/50HZ | FOR QUEST NT (OLDER 50HZ MODEL)   | EA | PART           | <input checked="" type="checkbox"/> |
|   | 720503210   |            | 1058295        | Cornelius | OVERLOAD, 230V/50HZ                 | FOR QUEST NT (OLDER 50HZ MODEL)   | EA | PART           | <input checked="" type="checkbox"/> |
|   | 720503604   | 720503604  | 1038612        | Cornelius | HEAT EXCHANGE ASSY QST4 (OBS)       | SHOWS (4) IN STOCK.               | EA | PART           | <input type="checkbox"/>            |







Non-Stocked, Lead Time

Non-Stocked, Lead Time

Non-Stocked, Lead Time

Non-Stocked, Lead Time

Non-Stocked, Lead Time

| Picture  | Vendor Item | GIS Item  | Alternate Item | Vendor    | Item Description 01                         | Item Description 02                | UM | Classification | NS                                  |
|--|-------------|-----------|----------------|-----------|---|------------------------------------|----|----------------|-------------------------------------|
|    | 720504304   | 720504304 | 1029538        | Cornelius | ELECTRICAL BOX ASSEMBLY                     | FOR QUEST E4 / 4 / NT              | EA | PART           | <input type="checkbox"/>            |
|    | 720504504   | 720504504 | 1029512        | Cornelius | VOLTAGE REGULATOR                           | FOR QUEST E2-4                     | EA | Control Board  | <input type="checkbox"/>            |
|    | 720504701   | 720504701 | 1031061        | Cornelius | BRACKET, LH, DRIP TRAY                      | FOR QUEST (OLDER MODELS)           | EA | PART           | <input type="checkbox"/>            |
|    | 720504702   | 720504702 | 1031062        | Cornelius | BRACKET, RH, DRIP TRAY                      | FOR QUEST (OLDER MODELS)           | EA | PART           | <input type="checkbox"/>            |
|    | 720505204   |           | 2545800        | Cornelius | CABINET ASSEMBLY                            | FOR QUEST 4 / NT (OLDER MODELS)    | EA | PART           | <input checked="" type="checkbox"/> |
|    | 720505402   |           | 1042678        | Cornelius | CABINET ASSEMBLY, FOAMED                    | FOR QUEST 2 (OLDER MODEL)          | EA | PART           | <input checked="" type="checkbox"/> |
|   | 720505404   |           | 1031058        | Cornelius | CABINET ASSEMBLY, FOAMED                    | FOR QUEST 4 / NT (OLDER MODELS)    | EA | PART           | <input checked="" type="checkbox"/> |
|  | 720506104   |           | 1009932        | Cornelius | FAN ASSEMBLY, 115/60/50, 4.7" x 4.7" x 1.0" | FOR QUEST ELITE 2-4 / QUEST 2-4-NT | EA | Motor          | <input checked="" type="checkbox"/> |
|  | 720506105   |           | 1025150        | Cornelius | FAN ASSEMBLY, 230/50/60, 4.7" x 4.7" x 1.0" | FOR QUEST ELITE 2-4 / QUEST 2-4-NT | EA | Motor          | <input checked="" type="checkbox"/> |
|  | 720506202   |           | 1041182        | Cornelius | CABINET HEAT EXCHANGER                      | FOR QUEST E2 (R290)                | EA | PART           | <input checked="" type="checkbox"/> |

Non-Stocked, Lead Time











Non-Stocked, Lead Time

Non-Stocked, Lead Time

Non-Stocked, Lead Time










Non-Stocked, Lead Time











Non-Stocked, Lead Time

| Picture   | Vendor Item | GIS Item  | Alternate Item | Vendor    | Item Description 01             | Item Description 02                           | UM | Classification | NS                                  |
|---|-------------|-----------|----------------|-----------|---------------------------------|---|----|----------------|-------------------------------------|
|    | 720506204   | 720506204 | 1025152        | Cornelius | CABINET HEAT EXCHANGER          | FOR QUEST E4                                  | EA | PART           | <input type="checkbox"/>            |
|    | 720506304   |           | 1041323        | Cornelius | PANEL, BACK, CABINET            | FOR QUEST 4 / NT (OLDER MODELS)               | EA | PART           | <input checked="" type="checkbox"/> |
|    | 720507102   | 720507102 | 1014524        | Cornelius | NOZZLE                          | FOR OLD QUEST 2-4                             | EA | PART           | <input type="checkbox"/>            |
|    | 720507103   | 720507103 | 1002750        | Cornelius | STATIC MIXER                    | FOR QUEST E2-4 / FOR QUEST 2000 (OLDER MODEL) | EA | PART           | <input type="checkbox"/>            |
|    | 720508502   | 720508502 | 1029241        | Cornelius | PUSH BUTTON BEZEL               | FOR OLD QUEST 2-4/NT / MILLENNIUM 4/6         | EA | PART           | <input type="checkbox"/>            |
|    | 720508505   | 720508505 | 1000550        | Cornelius | BEZEL PORTION CONTROL           | FOR OLD QUEST 2-4/NT / MILLENNIUM 4-6         | EA | PART           | <input type="checkbox"/>            |
|   | 720508601   | 720508601 | 1029242        | Cornelius | OVERLAY, PUSH                   | FOR OLD QUEST 2-4 / MILLENNIUM 4-6            | EA | PART           | <input type="checkbox"/>            |
|  | 720508602   | 720508602 | 1002676        | Cornelius | OVERLAY, PORTION CONTROL        | FOR OLD QUEST 2-4/NT / MILLENNIUM 4-6         | EA | PART           | <input type="checkbox"/>            |
|   | 720508704   | 720508704 | 1014526        | Cornelius | LOWER DOOR ASY, PUSH BUTTON     | FOR OLD QUEST 4/NT                            | EA | PART           | <input type="checkbox"/>            |
|   | 720508705   | 720508705 | 1006544        | Cornelius | LOWER DOOR ASY, PORTION CONTROL | FOR OLD QUEST 4/NT                            | EA | PART           | <input type="checkbox"/>            |

Non-Stocked,  
Lead Time











| Picture   | Vendor Item | GIS Item  | Alternate Item | Vendor    | Item Description 01                                 | Item Description 02                          | UM | Classification   | NS                                  |                           |
|---|-------------|-----------|----------------|-----------|---|--|----|------------------|-------------------------------------|---------------------------|
|     | 720508801   | 720508801 | 1016034        | Cornelius | BOARD, PUSH<br>BUTTON, FOR<br>QUEST ELITE 2/4       | FOR OLD QUEST 2-<br>4/NT /<br>MILLENNIUM 4-6 | EA | Control Board    | <input type="checkbox"/>            |                           |
|    | 720508802   | 720508802 | 1001604        | Cornelius | BOARD, PORTION<br>CTL, FOR QUEST<br>ELITE 2/4       | FOR OLD QUEST 2-<br>4/NT /<br>MILLENNIUM 4-6 | EA | Control Board    | <input type="checkbox"/>            |                           |
|     | 720508902   |           | 1042807        | Cornelius | Q2 PANEL, LOWER<br>DOOR                             | FOR OLD QUEST 2                              | EA | PART             | <input checked="" type="checkbox"/> | Non-Stocked,<br>Lead Time |
|     | 720508904   | 720508904 | 1029263        | Cornelius | Q4 PANEL, LOWER<br>DOOR                             | FOR OLD QUEST<br>4/NT                        | EA | PART             | <input type="checkbox"/>            |                           |
|    | 720509103   |           | 1033423        | Cornelius | TUBE ASSEMBLY,<br>SUCTION                           | FOR QUEST E2-4 /<br>OLD QUEST 2-4            | EA | PART             | <input checked="" type="checkbox"/> | Non-Stocked,<br>Lead Time |
|    | 720509104   |           | 1042799        | Cornelius | TUBE ASSEMBLY,<br>WATER VALVE<br>INLET              | FOR QUEST E2-4 /<br>OLD QUEST 2-4            | EA | PART             | <input checked="" type="checkbox"/> | Non-Stocked,<br>Lead Time |
|   | 720509105   |           | 1042800        | Cornelius | TUBE ASSEMBLY,<br>WATER RINSE INLET                 | FOR QUEST E2-4 /<br>OLD QUEST 2-4            | EA | PART             | <input checked="" type="checkbox"/> | Non-Stocked,<br>Lead Time |
|   | 720509206   | 720509206 | 1014528        | Cornelius | FITTING, L, 90-DEG,<br>JG, 1/2" X 3/8" TB           | FOR QUEST E2-4                               | EA | Fitting, General | <input type="checkbox"/>            |                           |
|   | 720509207   | 720509207 |                | Cornelius | FITTING, L, 90-DEG,<br>JG, 3/8" X 5/16" TB<br>(OBS) | SHOWS (11) ON<br>TRUCKS.                     | EA | Fitting, General | <input type="checkbox"/>            |                           |
|  | 720509208   |           | 1025156        | Cornelius | FITTING, A, JG, 3/8"<br>Tb x 3/8" MPT               | FOR QUEST 2-4/NT<br>/ PR150BC                | EA | Fitting, General | <input checked="" type="checkbox"/> | Non-Stocked,<br>Lead Time |

| Picture   | Vendor Item | GIS Item  | Alternate Item | Vendor    | Item Description 01                  | Item Description 02               | UM | Classification   | NS                                  |
|---|-------------|-----------|----------------|-----------|--------------------------------------|-----------------------------------|----|------------------|-------------------------------------|
|    | 720509209   |           | 1032076        | Cornelius | CLIP, LOCKING, FITTING, 3/8"         | FOR OLD QUEST 2-4                 | EA | Hardware         | <input checked="" type="checkbox"/> |
|    | 720509227   | 720509227 | 1009359        | Cornelius | FITTING, A, JG, 3/8" TUBE X 3/8" MFL | FOR QUEST 2-4 / NT (OLDER MODELS) | EA | Fitting, General | <input type="checkbox"/>            |
|     | 720509304   | 720509304 | 1042798        | Cornelius | WATER MANIFOLD                       | FOR QUEST E4 / OLD QUEST 4/NT     | EA | PART             | <input type="checkbox"/>            |
|    | 720509312   |           | 2516056        | Cornelius | MANIFOLD ASSEMBLY, WATER, QLT/QST2   | FOR QUEST E2 / OLD QUEST 2        | EA | PART             | <input checked="" type="checkbox"/> |
|     | 720509701   | 720509701 | 1033009        | Cornelius | BULKHEAD FITTING, WATER              | FOR QUEST 2-4/NT (OLDER MODELS)   | EA | Fitting, General | <input type="checkbox"/>            |
|    | 720509702   | 720509702 |                | Cornelius | NUT BULKHEAD (OBS)                   | SHOWS (2) IN STOCK.               | EA | Fitting, General | <input type="checkbox"/>            |
|   | 720511201   | 720511201 | 1007541        | Cornelius | KIT, FLAVOR STRIP, QUEST, # 1        | FOR QUEST 2-4/NT (OLDER MODELS)   | EA | Flavor Strip     | <input type="checkbox"/>            |
|  | 720511202   | 720511202 | 1031084        | Cornelius | KIT, FLAVOR STRIP, QUEST, # 2        | FOR QUEST 2-4/NT (OLDER MODELS)   | EA | Flavor Strip     | <input type="checkbox"/>            |
|   | 720511203   | 720511203 | 1002462        | Cornelius | FLAVOR STRIP, ORANGE JUICE           | FOR QUEST 2-4/NT (OLDER MODELS)   | EA | Flavor Strip     | <input type="checkbox"/>            |
|   | 720511204   | 720511204 | 1012500        | Cornelius | FLAVOR STRIP, GRAPEFRUIT JUICE (OBS) | FOR QUEST 2-4/NT (OLDER MODELS)   | EA | Flavor Strip     | <input type="checkbox"/>            |

Non-Stocked,  
Lead Time

Non-Stocked,  
Lead Time










| Picture  | Vendor Item | GIS Item  | Alternate Item | Vendor    | Item Description 01               | Item Description 02                     | UM | Classification | NS   |
|--|-------------|-----------|----------------|-----------|-----------------------------------|---|----|----------------|--|
|    | 720511207   | 720511207 | 1012502        | Cornelius | FLAVOR STRIP, CRANBERRY JUICE     | FOR QUEST 2-4/NT (OLDER MODELS)         | EA | Flavor Strip   | <input type="checkbox"/>                                   |
|    | 720511208   | 720511208 | 1012503        | Cornelius | FLAVOR STRIP, APPLE JUICE         | FOR QUEST 2-4/NT (OLDER MODELS)         | EA | Flavor Strip   | <input type="checkbox"/>                                   |
|    | 720511209   | 720511209 | 1012504        | Cornelius | FLAVOR STRIP, LEMONADE            | FOR QUEST 2-4/NT (OLDER MODELS)         | EA | Flavor Strip   | <input type="checkbox"/>                                   |
|    | 720511213   | 720511213 | 1012506        | Cornelius | FLAVOR STRIP, FRUIT PUNCH (OBS)   | FOR OLD QUEST 2-4. SHOWS (35) IN STOCK. | EA | Flavor Strip   | <input type="checkbox"/>                                   |
|   | 720511215   | 720511215 | 1032429        | Cornelius | FLAVOR STRIP, PASSION FRUIT (OBS) | FOR OLD QUEST 2-4. SHOWS (5) IN STOCK.  | EA | Flavor Strip   | <input type="checkbox"/>                                   |
|    | 720511238   | 720511238 | 1031912        | Cornelius | FLAVOR STRIP, PINK LEMONADE (OBS) | FOR OLD QUEST 2-4. SHOWS (21) IN STOCK. | EA | Flavor Strip   | <input type="checkbox"/>                                   |
|   | 720511299   | 720511299 | 1014533        | Cornelius | FLAVOR STRIP, BLANK               | FOR QUEST 2-4/NT (OLDER MODELS)         | EA | Flavor Strip   | <input type="checkbox"/>                                   |
|  | 720511301   |           | 1029413        | Cornelius | NOZZLE LOCK TAB                   | FOR QUEST 2/NT (OLDER MODELS)           | EA | PART           | <input checked="" type="checkbox"/> Non-Stocked, Lead Time |
|  | 720511401   |           | 1038505        | Cornelius | PANEL, LOWER                      | FOR QUEST 4/NT (OLDER MODELS)           | EA | PART           | <input checked="" type="checkbox"/> Non-Stocked, Lead Time |
|  | 720511514   |           | 2531742        | Cornelius | BRACKET, DRIP TRAY                | FOR QUEST 4                             | EA | PART           | <input checked="" type="checkbox"/> Non-Stocked, Lead Time |

| Picture  | Vendor Item | GIS Item  | Alternate Item | Vendor    | Item Description 01              | Item Description 02                  | UM | Classification | NS                                  |
|--|-------------|-----------|----------------|-----------|----------------------------------|--------------------------------------|----|----------------|-------------------------------------|
|    | 720511606   | 720511606 | 1012505        | Cornelius | BALLAST BOARD, QUEST             | FOR QUEST 2-4/NT (OLDER MODELS)      | EA | Control Board  | <input type="checkbox"/>            |
|    | 720519801   |           | 1033374        | Cornelius | BRACKET, HRNS, CABINET           | FOR QUEST 4/NT (OLDER MODELS)        | EA | PART           | <input checked="" type="checkbox"/> |
|    | 720520301   |           | 1057357        | Cornelius | BASE PLATFORM QLT                | FOR QUEST E2 / QUEST 2               | EA | PART           | <input checked="" type="checkbox"/> |
|    | 720520401   | 720520401 | 1037109        | Cornelius | PANEL, LOWER CABINET             | FOR QUEST 2 (OLDER MODEL)            | EA | PART           | <input type="checkbox"/>            |
|    | 720520501   | 720520501 | 1030919        | Cornelius | CUP REST, 8.1 x 5.5              | FOR QUEST E2 / QUEST 2 (OLDER MODEL) | EA | Cup Rest       | <input type="checkbox"/>            |
|    | 720520601   | 720520601 | 1032438        | Cornelius | DOOR GASKET                      | FOR QUEST 2 (OLDER MODEL)            | EA | PART           | <input type="checkbox"/>            |
|   | 720521000   | 720521000 | 1032424        | Cornelius | ELECTRICAL BOX ASY               | FOR QUEST E2 / QUEST 2               | EA | PART           | <input type="checkbox"/>            |
|  | 720521500   | 720521500 | 1044516        | Cornelius | VOLTAGE REGULATOR BOARD ASSEMBLY | FOR QUEST ELITE 2                    | EA | Control Board  | <input type="checkbox"/>            |
|  | 720522100   |           | 1044351        | Cornelius | PLATFORM ASSEMBLY                | FOR QUEST ELITE 2                    | EA | PART           | <input checked="" type="checkbox"/> |
|  | 720522501   | 720522501 | 1033133        | Cornelius | LOWER DOOR ASY, PUSH BUTTON      | FOR QUEST 2 (OLDER MODEL)            | EA | PART           | <input type="checkbox"/>            |

Non-Stocked, Lead Time

Non-Stocked, Lead Time

Non-Stocked, Lead Time

| Picture  | Vendor Item | GIS Item  | Alternate Item | Vendor    | Item Description 01                | Item Description 02                      | UM | Classification | NS                                  |
|--|-------------|-----------|----------------|-----------|------------------------------------|--|----|----------------|-------------------------------------|
|    | 720522502   | 720522502 | 1014535        | Cornelius | LOWER DOOR ASY,<br>PORTION CONTROL | FOR QUEST 2<br>(OLDER MODEL)             | EA | PART           | <input type="checkbox"/>            |
|   | 720531819   | 720531819 | 1014542        | Cornelius | MIXING CHAMBER                     | FOR QLT180 /<br>QUEST 2 (OLDER<br>MODEL) | EA | PART           | <input type="checkbox"/>            |
|    | 720532101   | 720532101 | 1032064        | Cornelius | PLATFORM DOOR                      | FOR QUEST ELITE 4                        | EA | PART           | <input type="checkbox"/>            |
|    | 720532102   | 720532102 | 1038738        | Cornelius | PLATFORM DOOR                      | FOR QUEST ELITE 2                        | EA | PART           | <input type="checkbox"/>            |
|   | 720532202   |           | 1044443        | Cornelius | MIXING CHAMBER,<br>CLEAR           |  | EA | PART           | <input checked="" type="checkbox"/> |
|   | 720601323   | 720601323 | 1032135        | Cornelius | SEPARATOR (H2O /<br>SYRUP)         | FOR OLD QUEST 2-4                        | EA | PART           | <input type="checkbox"/>            |
|  | 720601337   |           | 2542702        | Cornelius | TUBE ASSEMBLY,<br>WATER INLET      | FOR QUEST 4 / NT<br>(OLDER MODELS)       | EA | PART           | <input checked="" type="checkbox"/> |
|  | 720601338   |           | 2581229        | Cornelius | TUBE ASSEMBLY,<br>CONCENTRATE OUT  | FOR QUEST ELITE 2-<br>4                  | EA | PART           | <input checked="" type="checkbox"/> |
|  | 720601339   |           | 2581228        | Cornelius | TUBE ASSEMBLY,<br>CONCENTRATE IN   | FOR QUEST E2-4 /<br>QUEST 2-4-NT         | EA | PART           | <input checked="" type="checkbox"/> |
|  | 720601342   | 720601342 | 2507828        | Cornelius | FORMED WATER<br>LINE (OBS)         | FOR QUEST 4.<br>SHOWS (8) IN<br>STOCK.   | EA | PART           | <input type="checkbox"/>            |











Non-Stocked,  
Lead Time

Non-Stocked,  
Lead Time








Non-Stocked,  
Lead Time

Non-Stocked,  
Lead Time

| Picture   | Vendor Item | GIS Item  | Alternate Item | Vendor    | Item Description 01                             | Item Description 02                | UM | Classification | NS   |
|---|-------------|-----------|----------------|-----------|---|------------------------------------|----|----------------|--|
|    | 720601502   | 720601502 | 1032828        | Cornelius | DOOR HANDLE                                     | FOR QUEST 2-4-NT (OLDER MODELS)    | EA | PART           | <input type="checkbox"/>                                   |
|    | 720701001   |           | 1032039        | Cornelius | RIVET, PLATFORM BASE                            | FOR QUEST ELITE 2-4 / QUEST 2-4-NT | EA | Hardware       | <input checked="" type="checkbox"/> Non-Stocked, Lead Time |
|    | 720701405   |           | 1032262        | Cornelius | SCREW, TB, 06-18 Paph 12 SS                     | FOR QUEST E2-4 / QUEST 2-4-NT      | EA | Hardware       | <input checked="" type="checkbox"/> Non-Stocked, Lead Time |
|    | 720701407   |           | 1032083        | Cornelius | SCREW, MACHINE, PHILLIPS PAN HEAD 8-32          | SS                                 | EA | Hardware       | <input checked="" type="checkbox"/> Non-Stocked, Lead Time |
|     | 720701602   | 720701602 | 1029311        | Cornelius | O-RING, QUICK DISCONNECT, 615id 070cs 65du Epdm | FOR QUANTUM 1-2-3-4                | EA | O-Ring         | <input type="checkbox"/>                                   |
|     | 720702304   | 720702304 | 1038956        | Cornelius | BIB TO BOTTLE ADAPTER                           | FOR QUEST E2-4                     | EA | PART           | <input type="checkbox"/>                                   |
|    | 720702605   |           | 2550158        | Cornelius | CLIP, SPRING WATER COIL                         | FOR QUEST 4-NT (OLDER MODELS)      | EA | PART           | <input checked="" type="checkbox"/> Non-Stocked, Lead Time |
|  | 720702702   |           | 1037476        | Cornelius | PIN, HINGE, THREADED                            | FOR QUEST 4-NT (OLDER MODELS)      | EA | Hardware       | <input checked="" type="checkbox"/> Non-Stocked, Lead Time |
|  | 720702707   | 720702707 | 1061926        | Cornelius | DOOR LATCH PIN, 8-32 THREAD                     | FOR QUEST (?)                      | EA | PART           | <input type="checkbox"/>                                   |
|   | 720703003   | 720703003 | 1041365        | Cornelius | FOAM DOOR GASKET LINER, 3/8"                    | FOR QUEST NT (OLD MODEL)           | FT | PART           | <input type="checkbox"/>                                   |

| Picture   | Vendor Item | GIS Item  | Alternate Item | Vendor    | Item Description 01             | Item Description 02                     | UM | Classification   | NS                                  |
|---|-------------|-----------|----------------|-----------|---------------------------------|---|----|------------------|-------------------------------------|
|    | 720703105   | 720703105 | 1044517        | Cornelius | NOZZLE, EXTENDED MIXING         | FOR QUEST E2-4 / QUEST 2-4/NT           | EA | PART             | <input type="checkbox"/>            |
|     | 720703301   | 720703301 | 1031090        | Cornelius | GROMMET                         | FOR QUEST E2-4 PLATFORM / QUEST 2-4-NT  | EA | PART             | <input type="checkbox"/>            |
|    | 720703402   | 720703402 | 1043917        | Cornelius | HINGE BRACKET ASSEMBLY          | FOR QUEST 4-NT (OLDER MODELS)           | EA | PART             | <input type="checkbox"/>            |
|     | 720703502   | 720703502 | 1031054        | Cornelius | FOAM GASKET, LOWER DOOR         | FOR QUEST E2-4 / QUEST 2-4-NT           | FT | PART             | <input type="checkbox"/>            |
|     | 720703901   | 720703901 | 1029938        | Cornelius | KEYLOCK ASSY QUEST              | FOR QUEST 2-4-NT (OLDER MODELS)         | EA | PART             | <input type="checkbox"/>            |
|     | 720703902   | 720703902 | 1029939        | Cornelius | KEY, DOOR LOCK                  | FOR QUEST NT (OLD MODEL)                | EA | PART             | <input type="checkbox"/>            |
|    | 720704004   | 720704004 | 1035409        | Cornelius | DOOR CATCH, FEMALE              | FOR QUEST E2-4 / IDC PRO / QUEST 2-4-NT | EA | PART             | <input type="checkbox"/>            |
|  | 720704005   | 720704005 | 1035411        | Cornelius | DOOR LATCH, MALE,               | FOR QUEST E2-4 / IDC PRO / QUEST 2-4-NT | EA | PART             | <input type="checkbox"/>            |
|   | 720704207   |           | 1037209        | Cornelius | WASHER, HOLD DOWN HOOK, RH TURN | FOR QUEST E2-4                          | EA | Hardware         | <input checked="" type="checkbox"/> |
|  | 720720498   | 720720498 | 1014548        | Cornelius | COUPLING, INLINE, 3/8" ID Hfc35 | FOR QUEST E2-4 / QUEST 2-4-NT           | EA | Fitting, General | <input type="checkbox"/>            |

Non-Stocked,  
Lead Time

| Picture   | Vendor Item | GIS Item | Alternate Item | Vendor    | Item Description 01             | Item Description 02              | UM | Classification | NS                                  |                        |
|---|-------------|----------|----------------|-----------|---------------------------------|----------------------------------|----|----------------|-------------------------------------|------------------------|
|    | 720800077   |          | 1032140        | Cornelius | RIVET 125D 1/8"                 | FOR QUEST E2-4                   | EA | Hardware       | <input checked="" type="checkbox"/> | Non-Stocked, Lead Time |
|     | 720901036   |          | 1040598        | Cornelius | LABEL, DAILY FLUSH / CLEANING S |                                  | EA | Label          | <input checked="" type="checkbox"/> | Non-Stocked, Lead Time |
|     | 720901041   |          | 2617373        | Cornelius | LABEL, DAILY CLEANING           | FOR QUEST (?)                    | EA | Label          | <input checked="" type="checkbox"/> | Non-Stocked, Lead Time |
|    | 7210081     |          | 1002494        | Cornelius | LEG, RUBBER                     | FOR EJ1 / J15                    | EA | Leg Set        | <input checked="" type="checkbox"/> | Non-Stocked, Lead Time |
|     | 721120      |          | 1038966        | Cornelius | TERMINAL BOARD                  |                                  | EA | PART           | <input checked="" type="checkbox"/> | Non-Stocked, Lead Time |
|    | 7215323     | 7215323  | 1010277        | Cornelius | ARMATURE QUEST (OBS)            | SHOWS (5) IN STOCK.              | EA | PART           | <input type="checkbox"/>            |                        |
|   | 722836      |          | 1025237        | Cornelius | PLATE, SWITCH, SPRAY            | FOR EJ1                          | EA | PART           | <input checked="" type="checkbox"/> | Non-Stocked, Lead Time |
|  | 722837      |          | 2536480        | Cornelius | PLATE, SWITCH, REFRIGERATION    | FOR EJ1                          | EA | PART           | <input checked="" type="checkbox"/> | Non-Stocked, Lead Time |
|  | 7229192     |          | 1005536        | Cornelius | GASKET                          | FOR QUEST E2-4 / QUANTUM 1-2-3-4 | EA | PART           | <input checked="" type="checkbox"/> | Non-Stocked, Lead Time |
|   | 723643      |          | 2622104        | Cornelius | INSULATION BOARD                |                                  | EA | PART           | <input checked="" type="checkbox"/> | Non-Stocked, Lead Time |



| Picture   | Vendor Item | GIS Item | Alternate Item | Vendor    | Item Description 01                | Item Description 02                             | UM | Classification   | NS                                  |
|---|-------------|----------|----------------|-----------|------------------------------------|---|----|------------------|-------------------------------------|
|    | 723887      |          | 1029256        | Cornelius | RELAY, START, COMPRESSOR, TECUMSEH | FOR EJ1 / J15                                   | EA | PART             | <input checked="" type="checkbox"/> |
|     | 7245037     | 7245037  | 1004050        | Cornelius | TUBING NORPRENE, 1/4" X 50' (OBS)  | * REPLACED BY OEM # MFLX06402-24                | FT | Tubing, Beverage | <input type="checkbox"/>            |
|     | 7245059     | 7245059  | 1002617        | Cornelius | FUSE HOLDER                        | FOR QUEST E2-4 / QUANTUM 1-2-3-4                | EA | PART             | <input type="checkbox"/>            |
|     | 7245072     | 7245072  | 1014562        | Cornelius | LABEL, DISPENSE & FLUSH            | FOR QUEST E2-4                                  | EA | Label            | <input type="checkbox"/>            |
|     | 7245120     | 7245120  | 1010690        | Cornelius | DOOR GASKET, MAGNETIC,             | FOR QUANTUM 1-2                                 | EA | PART             | <input type="checkbox"/>            |
|    | 7245246     |          | 1010010        | Cornelius | TANK ADAPTER                       | FOR QUEST E2-4 / QUANTUM 1-2-3-4 / QUEST 2-4-NT | EA | PART             | <input checked="" type="checkbox"/> |
|   | 7245399     |          | 1007490        | Cornelius | BEZEL, PUSH BUTTON                 | FOR QUANTUM 1-2-3-4                             | EA | PART             | <input checked="" type="checkbox"/> |
|  | 7245444     | 7245444  | 1006191        | Cornelius | PANEL, SIDE, LH                    | FOR SLJ/QLT / QUANTUM 1-2-3-4                   | EA | PART             | <input type="checkbox"/>            |
|  | 7245527     |          | 1007027        | Cornelius | RING, RETAINER                     |   | EA | Hardware         | <input checked="" type="checkbox"/> |
|  | 724554      |          | 1043915        | Cornelius | SCREW, #10X1/2 THMS-ST-Phil-NI     | FOR QUEST E2 / QUEST 2 / JT20                   | EA | Hardware         | <input checked="" type="checkbox"/> |



Non-Stocked, Lead Time

Non-Stocked, Lead Time

Non-Stocked, Lead Time

Non-Stocked, Lead Time

Non-Stocked, Lead Time

| Picture  | Vendor Item | GIS Item | Alternate Item | Vendor    | Item Description 01                      | Item Description 02                                  | UM | Classification | NS                                  |                           |
|--|-------------|----------|----------------|-----------|--|--|----|----------------|-------------------------------------|---------------------------|
|    | 724558601   |          | 1037116        | Cornelius | CLIP, TUBE<br>RETAINER                   | FOR QUEST E2-4 /<br>QUEST 2-4-NT                     | EA | Hardware       | <input checked="" type="checkbox"/> | Non-Stocked,<br>Lead Time |
|   | 7245624     |          | 1009413        | Cornelius | TUBE GUIDE<br>ASSEMBLY                   | FOR QLT180   | EA | PART           | <input checked="" type="checkbox"/> | Non-Stocked,<br>Lead Time |
|   | 7245699     | 7245699  | 1006817        | Cornelius | FLOW<br>CONTROL/BONNET<br>ASSY           | FOR QUEST E2-4 /<br>MILLENNIUM 4-6 /<br>QUEST 2-4-NT | EA | PART           | <input type="checkbox"/>            |                           |
|    | 7245726     |          | 1002526        | Cornelius | PUMP BODY,<br>WILSHIRE SLJ               | FOR QUANTUM 1-<br>2-3-4                              | EA | PART           | <input checked="" type="checkbox"/> | Non-Stocked,<br>Lead Time |
|   | 7245753     |          | 1038113        | Cornelius | FLOW CONTROL<br>ADJUSTMENT<br>SCREW, SLJ | FOR FFV VALVE  | EA | PART           | <input checked="" type="checkbox"/> | Non-Stocked,<br>Lead Time |
|   | 7245779     | 7245779  | 1008110        | Cornelius | PUSH RIVET,<br>QUANTUM DOOR<br>(OBS)     | SHOWS (29) IN<br>STOCK.                              | EA | Hardware       | <input type="checkbox"/>            |                           |
|   | 7245781     |          | 1007262        | Cornelius | GASKET, DOOR<br>FRAME, MTG               | FOR QUANTUM<br>3000                                  | EA | PART           | <input checked="" type="checkbox"/> | Non-Stocked,<br>Lead Time |
|  | 7245782     | 7245782  | 1009492        | Cornelius | GASKET, DOOR<br>FRAME, MTG               | FOR QUANTUM<br>4000                                  | EA | PART           | <input type="checkbox"/>            |                           |
|  | 724645      |          | 1014564        | Cornelius | 8-GALLON BOWL,<br>PINCH TYPE             | FOR EJ1  | EA | PART           | <input checked="" type="checkbox"/> | Non-Stocked,<br>Lead Time |
|  | 72500124    |          | 1032689        | Cornelius | KEY #2009 (Key<br>Only)                  |  | EA | OTHER          | <input checked="" type="checkbox"/> | Non-Stocked,<br>Lead Time |

| Picture  | Vendor Item | GIS Item  | Alternate Item | Vendor    | Item Description 01                               | Item Description 02                         | UM | Classification          | NS                                  |
|--|-------------|-----------|----------------|-----------|---|---|----|-------------------------|-------------------------------------|
|    | 729011001   | 729011001 | 1012451        | Cornelius | COMPRESSOR,<br>1/10HP, 120/60,<br>TCMSEH          | FOR QUEST 4-NT<br>(OLDER MODELS)            | EA | Compressor              | <input type="checkbox"/>            |
|    | 729011003   | 729011003 | 1006533        | Cornelius | EXTENDED SPLASH<br>PANEL                          | FOR QUEST E4                                | EA | Splash Panel            | <input type="checkbox"/>            |
|    | 729011020   |           | 2614180        | Cornelius | KIT, NOZZLE<br>BUSHING AND<br>SEALING             |   | EA | PART                    | <input checked="" type="checkbox"/> |
|    | 729011125   | 729011125 | 1029945        | Cornelius | REMOTE BIB<br>CONVERSION KIT                      | FOR QUEST ELITE 4<br>/ QUEST NT             | EA | Accessory<br>(Beverage) | <input type="checkbox"/>            |
|    | 729011126   | 729011126 | 1030259        | Cornelius | REMOTE BIB<br>CONVERSION KIT                      | FOR QUEST E2 /<br>QUEST NT                  | EA | Accessory<br>(Beverage) | <input type="checkbox"/>            |
|    | 729011138   | 729011138 | 1030912        | Cornelius | GLOBAL ICE BANK<br>CONTROL                        | FOR QUEST E2-4 /<br>QUEST NT                | EA | PART                    | <input type="checkbox"/>            |
|    | 729011140   |           | 1032745        | Cornelius | KIT, TUBE<br>EXTENSION<br>ASSEMBLY                | FOR QUEST 4                                 | EA | PART                    | <input checked="" type="checkbox"/> |
|  | 729011152   | 729011152 | 1035309        | Cornelius | CUP LOCATOR                                       | FOR QUEST 2                                 | EA | Splash Panel            | <input type="checkbox"/>            |
|  | 729011153   | 729011153 |                | Cornelius | CUP LOCATOR (OBS)                                 | SHOWS (4) IN<br>STOCK. FOR QUEST<br>4       | EA | Splash Panel            | <input type="checkbox"/>            |
|  | 729011154   | 729011154 | 1035420        | Cornelius | KIT, LATCH &<br>CATCH, FOR OLD<br>QUEST 2/4 (OBS) | SHOWS (1) IN<br>STOCK AND (2) ON<br>TRUCKS. | EA | PART                    | <input type="checkbox"/>            |

Non-Stocked,  
Lead Time




Non-Stocked,  
Lead Time











| Picture  | Vendor Item | GIS Item    | Alternate Item | Vendor    | Item Description 01                    | Item Description 02             | UM | Classification | NS                                  |
|--|-------------|-------------|----------------|-----------|--|---------------------------------|----|----------------|-------------------------------------|
|    | 729011168   | 720511WATER | 1038116        | Cornelius | FLAVOR STRIP, WATER                    | FOR QUEST 2-4-NT (OLDER MODELS) | EA | Flavor Strip   | <input type="checkbox"/>            |
|    | 729011169   |             | 1040618        | Cornelius | BIB KIT, LEMON X W/O SHELF             | FOR 4 FLV                       | EA | PART           | <input checked="" type="checkbox"/> |
|    | 729011171   |             | 1042675        | Cornelius | CABINET ASSEMBLY KIT, FOAMED           | FOR QUEST 4                     | EA | PART           | <input checked="" type="checkbox"/> |
|    | 729011183   | 729011183   | 1044803        | Cornelius | EXTENDED NOZZLE KIT (SINGLE VALVE)     | FOR QUEST ELITE 2-4             | EA | PART           | <input type="checkbox"/>            |
|    | 729011187   |             | 2505166        | Cornelius | WIRE HARNESS KIT AND FUSE              | FOR QUEST 4                     | EA | Wire Harness   | <input checked="" type="checkbox"/> |
|    | 729011218   | 729011218   | 2556249        | Cornelius | KIT, CONVERSION PB TO PC, FOR QUEST E2 | PUSH-BUTTON TO PORTION CONTROL  | EA | PART           | <input type="checkbox"/>            |
|   | 729011220   | 729011220   | 2551268        | Cornelius | KIT, CONVERSION PB TO PC, FOR QUEST E4 | PUSH-BUTTON TO PORTION CONTROL  | EA | PART           | <input type="checkbox"/>            |
|  | 729011221   | 729011221   | 2559371        | Cornelius | KIT, CONVERSION PC TO PB, FOR QUEST E4 | PORTION CONTROL TO PUSH-BUTTON  | EA | PART           | <input type="checkbox"/>            |
|  | 729011222   | 729011222   | 2525847        | Cornelius | KIT, SERVICE, ICE PROBE ASSEMBLY       | FOR QUEST E2 / NITROPRO MINI    | EA | PART           | <input type="checkbox"/>            |
|  | 729011223   | 729011223   | 2525848        | Cornelius | KIT, SERVICE, ICE PROBE ASSEMBLY       | FOR QUEST E4                    | EA | PART           | <input type="checkbox"/>            |

Non-Stocked, Lead Time

Non-Stocked, Lead Time

Non-Stocked, Lead Time

| Picture   | Vendor Item | GIS Item  | Alternate Item | Vendor    | Item Description 01                      | Item Description 02                 | UM | Classification | NS                                  |                           |
|---|-------------|-----------|----------------|-----------|--|-------------------------------------|----|----------------|-------------------------------------|---------------------------|
|    | 729266      |           | 1044974        | Cornelius | PANEL, SIDE                              | FOR JT20 / JT30                     | EA | PART           | <input checked="" type="checkbox"/> | Non-Stocked,<br>Lead Time |
|    | 740000262   | 740000262 | 2537295        | Cornelius | BODY FLOW-CTRL<br>ULTR FLOW              | FOR UF1 / UFB1<br>VALVE             | EA | PART           | <input type="checkbox"/>            |                           |
|    | 740000596   |           | 2528749        | Cornelius | CUP REST,<br>SUREFILL, 27.5"<br>TOWER    |                                     | EA | Cup Rest       | <input checked="" type="checkbox"/> | Non-Stocked,<br>Lead Time |
|    | 740000630   |           | 2606972        | Cornelius | VALVE, UF<br>PORTION<br>CONTROL, 1.5 - 3 | LESS BLOCK-COVER                    | EA | Beverage Valve | <input checked="" type="checkbox"/> | Non-Stocked,<br>Lead Time |
|    | 740000651   |           | 1058946        | Cornelius | CUP REST, W/A<br>NUEVA TOWER,<br>Q4023   |                                     | EA | Cup Rest       | <input checked="" type="checkbox"/> | Non-Stocked,<br>Lead Time |
|    | 740000688   |           | 1058721        | Cornelius | SPLASH GUARD<br>ASSEMBLY, 23",<br>NUEVA  |                                     | EA | Splash Panel   | <input checked="" type="checkbox"/> | Non-Stocked,<br>Lead Time |
|   | 740000702   |           | 1054453        | Cornelius | TUBING, COPPER,<br>1/4" ID x 2.5 ft      |                                     | EA | PART           | <input checked="" type="checkbox"/> | Non-Stocked,<br>Lead Time |
|  | 740000795   | 740000795 | 2508821        | Cornelius | FLOW CONTROL<br>MODULE PURPLE            | HIGH YIELD. FOR<br>UF1 / UFB1 VALVE | EA | PART           | <input type="checkbox"/>            |                           |
|  | 740000809   |           | 2615143        | Cornelius | COVER, 26", F/M<br>OF 23", Q4109 P       |                                     | EA | PART           | <input checked="" type="checkbox"/> | Non-Stocked,<br>Lead Time |
|  | 740000878   |           | 2505285        | Cornelius | LAMP HOLDER<br>W/O WIRES, SNAP<br>IN     |                                     | EA | PART           | <input checked="" type="checkbox"/> | Non-Stocked,<br>Lead Time |

| Picture  | Vendor Item | GIS Item  | Alternate Item | Vendor    | Item Description 01                              | Item Description 02                | UM | Classification | NS                                  |                           |
|--|-------------|-----------|----------------|-----------|--|------------------------------------|----|----------------|-------------------------------------|---------------------------|
|    | 740000923   |           | 2596170        | Cornelius | DRIP TRAY, W/A,<br>36" SS TWR                    |                                    | EA | Drip Tray      | <input checked="" type="checkbox"/> | Non-Stocked,<br>Lead Time |
|    | 740000950   |           | 2579581        | Cornelius | CUP REST,<br>CERAMIC TOWER                       | FOR CB1522 6-<br>VALVE             | EA | Cup Rest       | <input checked="" type="checkbox"/> | Non-Stocked,<br>Lead Time |
|    | 740000956   |           | 2531190        | Cornelius | CUP REST,<br>OPTIFILL, 26"<br>TOWER              |                                    | EA | Cup Rest       | <input checked="" type="checkbox"/> | Non-Stocked,<br>Lead Time |
|    | 740001027   |           | 2526676        | Cornelius | DRIP TRAY KIT, SS,<br>FOR CB1522 DROP-<br>IN     | REPLACEMENT FOR<br>OEM # 167945002 | EA | Drip Tray      | <input checked="" type="checkbox"/> | Non-Stocked,<br>Lead Time |
|    | 740001057   |           | 2521948        | Cornelius | KIT, REPLACE,<br>McGILL 100S                     | FOR CB2323-08                      | EA | PART           | <input checked="" type="checkbox"/> | Non-Stocked,<br>Lead Time |
|    | 740001101   | 740001101 | 2606400        | Cornelius | SPLASHGUARD<br>PANEL, 26" SST                    |                                    | EA | Splash Panel   | <input type="checkbox"/>            |                           |
|    | 740001142   |           | 2563437        | Cornelius | DRIP TRAY KIT, CUP<br>REST, CERAMIC              |                                    | EA | Drip Tray      | <input checked="" type="checkbox"/> | Non-Stocked,<br>Lead Time |
|  | 740001213   |           | 2533241        | Cornelius | VALVE, UFB/UF1,<br>SELF SERVE LEVER              | HIGH YIELD,<br>COMPLETE            | EA | Beverage Valve | <input checked="" type="checkbox"/> | Non-Stocked,<br>Lead Time |
|  | 740001215   |           | 2533243        | Cornelius | VALVE, UFB,<br>PORTION CONTROL                   | HIGH YIELD,<br>COMPLETE            | EA | Beverage Valve | <input checked="" type="checkbox"/> | Non-Stocked,<br>Lead Time |
|  | 740001216   |           | 2533244        | Cornelius | VALVE, UFB,<br>OPTIFILL, HIGH<br>YIELD, COMPLETE |                                    | EA | Beverage Valve | <input checked="" type="checkbox"/> | Non-Stocked,<br>Lead Time |

| Picture  | Vendor Item | GIS Item  | Alternate Item | Vendor    | Item Description 01                       | Item Description 02           | UM | Classification     | NS                                  |
|--|-------------|-----------|----------------|-----------|---|-------------------------------|----|--------------------|-------------------------------------|
|    | 740001316   |           | 2615386        | Cornelius | PUMP-MOTOR KIT, INTELLICARB, 23           |                               | EA | Motor              | <input checked="" type="checkbox"/> |
|    | 740001366   | 740001366 | 2622377        | Cornelius | 2123 KNOCKDOWN LEG KIT FOR 80# ICE-TAINER |                               | EA | Accessory, General | <input type="checkbox"/>            |
|    | 740001367   | 740001367 | 2622378        | Cornelius | 1522IT, KNOCKDOWN LEG KIT, 60# CHEST      |                               | EA | Accessory, General | <input type="checkbox"/>            |
|    | 740001674   | 740001674 | 2562284        | Cornelius | WATER INLET VALVE QUEST ELITE             | FOR QUEST E2-4 (R290)         | EA | PART               | <input type="checkbox"/>            |
|    | 740001740   | 740001740 | 2582893        | Cornelius | REPLACEMENT TUBE ASSEMBLY                 |                               | EA | PART               | <input type="checkbox"/>            |
|    | 740001845   |           | 2623272        | Cornelius | PROCESS TUBE, COMPRESSOR                  | FOR QUEST (?) / NITRO PRO BIB | EA | PART               | <input checked="" type="checkbox"/> |
|   | 740001852   | 740001852 | 2578611        | Cornelius | O-RING, UF1 INLET FITTING, BLACK          | FOR UF1 / UFB1 / SFV1 VALVE   | EA | O-Ring             | <input type="checkbox"/>            |
|  | 740001883   |           | 2578610        | Cornelius | O-RING, 459ID 040CS EPDM E-16             | FOR QUEST E2-4 / PRISM VALVE  | EA | O-Ring             | <input checked="" type="checkbox"/> |
|  | 740001905   |           | 2619395        | Cornelius | PANEL, SPLASH GUARD, 18", SST 430         |                               | EA | Splash Panel       | <input checked="" type="checkbox"/> |
|  | 740001909   |           | 2614184        | Cornelius | CUP REST, 1522SST, STANDARD 17.1" x 6.6"  | STEEL-ROD                     | EA | Cup Rest           | <input checked="" type="checkbox"/> |

Non-Stocked, Lead Time

Non-Stocked, Lead Time

Non-Stocked, Lead Time

Non-Stocked, Lead Time

Non-Stocked, Lead Time

| Picture   | Vendor Item | GIS Item  | Alternate Item | Vendor    | Item Description 01                | Item Description 02              | UM | Classification | NS                                  |                        |
|---|-------------|-----------|----------------|-----------|------------------------------------|----------------------------------|----|----------------|-------------------------------------|------------------------|
|     | 740002055   |           | 2614185        | Cornelius | CUP REST W/ LOC, STAND, SS         | FOR QUEST 2                      | EA | Cup Rest       | <input checked="" type="checkbox"/> | Non-Stocked, Lead Time |
|    | 740002075   |           | 2590643        | Cornelius | SLEEVE, CYLINDER, FLOW CONTROL     | MFV VALVE. FOR IDC PRO / ABS 2.0 | EA | PART           | <input checked="" type="checkbox"/> | Non-Stocked, Lead Time |
|    | 740002076   |           | 2590644        | Cornelius | PISTON, SYRUP, MFV 30:1            | FOR IDC PRO / ABS 2.0            | EA | PART           | <input checked="" type="checkbox"/> | Non-Stocked, Lead Time |
|    | 740002109   |           | 2606975        | Cornelius | FLOW CONTROL ASSEMBLY, UF1         | 1.5-3 OZ, GRAY BODY              | EA | PART           | <input checked="" type="checkbox"/> | Non-Stocked, Lead Time |
|    | 740002164   |           | 2614176        | Cornelius | HOLDER ASSEMBLY, POUCH, 4.5L       | FOR QUEST QLT                    | EA | PART           | <input checked="" type="checkbox"/> | Non-Stocked, Lead Time |
|    | 740002167   |           | 2615045        | Cornelius | HOLDER ASSEMBLY, POUCH, 6.5L Que   | FOR QUEST QLT                    | EA | PART           | <input checked="" type="checkbox"/> | Non-Stocked, Lead Time |
|   | 740002168   |           | 2618507        | Cornelius | SHELF, POUCH HOLDER, BIB           | FOR QUEST QLT                    | EA | PART           | <input checked="" type="checkbox"/> | Non-Stocked, Lead Time |
|  | 740002199   | 740002199 | 2617665        | Cornelius | SWITCH, CUTOUT, 10 A MOM E69 40A   | FOR QUEST E2-4                   | EA | PART           | <input type="checkbox"/>            |                        |
|  | 740002242   | 740002242 | 2622385        | Cornelius | SQUEEZE THE DAY HIEX / HIX GRAPHIC | MERCHANDISER ASSY. FOR QUEST NT  | EA | Graphic        | <input type="checkbox"/>            |                        |
|  | 740002290   |           | 2617357        | Cornelius | ABS BLACK .062x1.6x.90 94 HB R     | FOR ABS (?)                      | EA | PART           | <input checked="" type="checkbox"/> | Non-Stocked, Lead Time |



| Picture  | Vendor Item | GIS Item  | Alternate Item | Vendor    | Item Description 01                      | Item Description 02                       | UM | Classification     | NS                                  |
|--|-------------|-----------|----------------|-----------|--|---|----|--------------------|-------------------------------------|
|    | 740002358   | 740002358 | 2618568        | Cornelius | PRISM 6-VALVE PANEL                      | FOR CB2323 6-VALVE                        | EA | Valve Panel        | <input type="checkbox"/>            |
|    | 740002359   | 740002359 | 2618569        | Cornelius | PRISM 8-VALVE PANEL                      | FOR CB2323 8-VALVE                        | EA | Valve Panel        | <input type="checkbox"/>            |
|    | 740002360   |           | 2618570        | Cornelius | PRISM 10-VALVE PANEL, 26" SS             | FOR CB2323 10-VALVE                       | EA | Valve Panel        | <input checked="" type="checkbox"/> |
|   | 740002444   | 740002444 |                | Cornelius | ICE CHEST RENEWABLE TOTE & PACKAGING     | * PURCHASED AS A QUANTITY OF 25           | EA | Accessory, General | <input type="checkbox"/>            |
|   | 740002448   | 740002448 |                | Cornelius | DROP-IN RENEWABLE TOTE & PACKAGING       | * PURCHASED AS A QUANTITY OF 25           | EA | Accessory, General | <input type="checkbox"/>            |
|   | 740002450   | 740002450 |                | Cornelius | ICE-BEV COMBO RENEWABLE TOTE & PACKAGING | * PURCHASED AS A QUANTITY OF 25           | EA | Accessory, General | <input type="checkbox"/>            |
|   | 740002510   |           | 2619699        | Cornelius | VALVE, UF1, 1.5-3 OZ, LESS BLOCK-COVER   | ACT MODE, TNG                             | EA | Beverage Valve     | <input checked="" type="checkbox"/> |
|  | 740002661   |           | 2622028        | Cornelius | DRIER, 2CU INFILTER, R134                | FOR QUEST E2-4, FOR R290, SEE # 620072238 | EA | PART               | <input checked="" type="checkbox"/> |
|  | 740002717   |           | 2622798        | Cornelius | VALVE, SFV1, LESS BLOCK-COVER            |   | EA | Beverage Valve     | <input checked="" type="checkbox"/> |
|  | 741000397   |           | 2606971        | Cornelius | VALVE, UF1, LEVER, 1.5-3 OZ, COMPLETE    |   | EA | Beverage Valve     | <input checked="" type="checkbox"/> |











Non-Stocked, Lead Time

Non-Stocked, Lead Time

Non-Stocked, Lead Time

Non-Stocked, Lead Time

Non-Stocked, Lead Time











| Picture  | Vendor Item | GIS Item | Alternate Item | Vendor    | Item Description 01                                | Item Description 02                 | UM | Classification   | NS                                  |                           |
|--|-------------|----------|----------------|-----------|--|-------------------------------------|----|------------------|-------------------------------------|---------------------------|
|    | 741000399   |          | 2607462        | Cornelius | VALVE, UF1, PUSH<br>BUTTON, 1.5-3 OZ               | COMPLETE                            | EA | Beverage Valve   | <input checked="" type="checkbox"/> | Non-Stocked,<br>Lead Time |
|    | 741000401   |          | 2606945        | Cornelius | VALVE, UF1,<br>PORTION<br>CONTROL, 1.5-3 OZ        | COMPLETE                            | EA | Beverage Valve   | <input checked="" type="checkbox"/> | Non-Stocked,<br>Lead Time |
|    | 741000403   |          | 2606944        | Cornelius | VALVE, UF1,<br>SANITARY LEVER,<br>1.5-3 OZ         | COMPLETE                            | EA | Beverage Valve   | <input checked="" type="checkbox"/> | Non-Stocked,<br>Lead Time |
|    | 741000514   |          | 1059584        | Cornelius | VALVE, UF1, VFCB<br>FILL                           | WITHOUT BLOCK-<br>COVER             | EA | Beverage Valve   | <input checked="" type="checkbox"/> | Non-Stocked,<br>Lead Time |
|    | 742000110   |          | 2621343        | Cornelius | HOPPER<br>ASSEMBLY,<br>FOAMED                      | FOR ED175                           | EA | PART             | <input checked="" type="checkbox"/> | Non-Stocked,<br>Lead Time |
|    | 7495        |          | 2570409        | Cornelius | FITTING, L, 90-DEG,<br>Swl SS 1/2" FF x<br>3/8" Bb |                                     | EA | Fitting, General | <input checked="" type="checkbox"/> | Non-Stocked,<br>Lead Time |
|   | 750200103   |          | 1025302        | Cornelius | BASE   | FOR OLYMPUS                         | EA | PART             | <input checked="" type="checkbox"/> | Non-Stocked,<br>Lead Time |
|  | 750200104   |          | 1000698        | Cornelius | PANEL, TOP   | FOR OLYMPUS                         | EA | PART             | <input checked="" type="checkbox"/> | Non-Stocked,<br>Lead Time |
|  | 750200105   |          | 1002769        | Cornelius | MERCHANDISER                                       | FOR OLYMPUS                         | EA | Merchandiser     | <input checked="" type="checkbox"/> | Non-Stocked,<br>Lead Time |
|  | 750300093   |          | 1002338        | Cornelius | DRIER, DUAL,<br>254id, R134A                       | FOR MILLENNIUM<br>II 6000 / OLYMPUS | EA | PART             | <input checked="" type="checkbox"/> | Non-Stocked,<br>Lead Time |











| Picture  | Vendor Item | GIS Item  | Alternate Item | Vendor    | Item Description 01                     | Item Description 02                | UM | Classification   | NS                                  |                           |
|--|-------------|-----------|----------------|-----------|---|------------------------------------|----|------------------|-------------------------------------|---------------------------|
|    | 750300103   |           | 1002745        | Cornelius | BASE                                    | FOR OLYMPUS                        | EA | PART             | <input checked="" type="checkbox"/> | Non-Stocked,<br>Lead Time |
|    | 750300104   |           | 1007205        | Cornelius | PANEL, TOP                              | FOR OLYMPUS                        | EA | PART             | <input checked="" type="checkbox"/> | Non-Stocked,<br>Lead Time |
|    | 750300105   | 750300105 | 1007057        | Cornelius | MERCHANDISER                            | FOR OLYMPUS                        | EA | Merchandiser     | <input type="checkbox"/>            |                           |
|    | 750300107   | 750300107 | 1009785        | Cornelius | DRIP TRAY, LARGE                        | FOR OLYMPUS 6 VALVE                | EA | Drip Tray        | <input type="checkbox"/>            |                           |
|    | 750300110   | 750300110 | 1005268        | Cornelius | CUP REST, LARGE,<br>17.7" x 5.5"        | FOR OLYMPUS 6 VALVE                | EA | Cup Rest         | <input type="checkbox"/>            |                           |
|    | 750300132   | 750300132 | 1009394        | Cornelius | SPLASH PLATE,<br>LARGE                  | FOR OLYMPUS 6- VALVE               | EA | Splash Panel     | <input type="checkbox"/>            |                           |
|   | 750300155   | 750300155 | 1000365        | Cornelius | FITTING, L, 90-DEG,<br>JG, 5/16" TB (2) | FOR OLYMPUS                        | EA | Fitting, General | <input type="checkbox"/>            |                           |
|  | 750300158   |           | 1009423        | Cornelius | VALVE, CHECK, 3/8"<br>PU, JG            |                                    | EA | Fitting, General | <input checked="" type="checkbox"/> | Non-Stocked,<br>Lead Time |
|  | 750300230   | 750300230 | 1004926        | Cornelius | SCREW SNAP IN<br>CAPTIVE 6-32           | FOR MILLENNIUM<br>II 4-6 / OLYMPUS | EA | PART             | <input type="checkbox"/>            |                           |
|  | 750300231   |           | 1002297        | Cornelius | NUT, TINNEMAN,<br>8-32 Typ U Sr         | FOR MILLENNIUM<br>II 4-6 / OLYMPUS | EA | Hardware         | <input checked="" type="checkbox"/> | Non-Stocked,<br>Lead Time |










| Picture  | Vendor Item | GIS Item  | Alternate Item | Vendor    | Item Description 01                          | Item Description 02                        | UM | Classification | NS                                  |
|--|-------------|-----------|----------------|-----------|--|--|----|----------------|-------------------------------------|
|   | 750300261   |           | 1008842        | Cornelius | O-RING, 075id<br>181cs 70du Ntrl             | FOR VANTAGE /<br>OLYMPUS                   | EA | O-Ring         | <input checked="" type="checkbox"/> |
|   | 750700501   | 750700501 |                | Cornelius | 1/4" CLIP, JG (OBS)                          | SHOWS (1) IN<br>STOCK. FOR<br>PINNACLE 2-4 | EA | PART           | <input type="checkbox"/>            |
|   | 750700502   | 750700502 | 1009006        | Cornelius | 3/8" CLIP JG                                 | FOR PINNACLE 2-4                           | EA | PART           | <input type="checkbox"/>            |
|    | 750900204   |           | 1000352        | Cornelius | GRAPHIC, PANEL,<br>FRONT, COCA-COLA          | C1 OLY L NI. FOR<br>OLYMPUS                | EA | Graphic        | <input checked="" type="checkbox"/> |
|    | 750900205   | 750900205 | 1002835        | Cornelius | GRAPHIC, COCA-<br>COLA, FOR<br>OLYMPUS (OBS) | SHOWS (4) IN<br>STOCK.                     | EA | Graphic        | <input type="checkbox"/>            |
|    | 756330      | 756330    |                | Cornelius | INNER DOOR,<br>WHIRLPOOL (OBS)               | SHOWS (1) IN<br>STOCK.                     | EA | PART           | <input type="checkbox"/>            |
|   | 759112      | 759112    |                | Cornelius | COIL, SOLENOID<br>(OBS)                      | SHOWS (3) IN<br>STOCK.                     | EA | PART           | <input type="checkbox"/>            |
|  | 759113      | 759113    |                | Cornelius | HOT GAS VALVE<br>BODY, WHIRLPOOL<br>(OBS)    | SHOWS (2) IN<br>STOCK.                     | EA | Hot Gas Valve  | <input type="checkbox"/>            |
|  | 759197      | 759197    |                | Cornelius | WHIRLPOOL CLIP<br>(OBS)                      | SHOWS (4) IN<br>STOCK.                     | EA | Hardware       | <input type="checkbox"/>            |
|  | 759308      | 759308    |                | Cornelius | ICE THICKNESS<br>CONTROL (OBS)               | SHOWS (2) IN<br>STOCK.                     | EA | PART           | <input type="checkbox"/>            |











Non-Stocked,  
Lead Time

Non-Stocked,  
Lead Time

| Picture   | Vendor Item | GIS Item    | Alternate Item | Vendor    | Item Description 01                             | Item Description 02                         | UM | Classification        | NS                                  |                           |
|---|-------------|-------------|----------------|-----------|---|---|----|-----------------------|-------------------------------------|---------------------------|
|     | 770000119   | 770000119   | 1005377        | Cornelius | TUBE SYRUP CONV.<br>40"                         | FOR<br>ED150/175/2XX/30<br>0 / FLV BLST TWR | EA | PART                  | <input type="checkbox"/>            |                           |
|    | 770000154   |             | 1002343        | Cornelius | SCREW, MACHINE,<br>06-32 FIPh 08 SS             |   | EA | Hardware              | <input checked="" type="checkbox"/> | Non-Stocked,<br>Lead Time |
|    | 770000156   |             | 1007646        | Cornelius | SPRING, CONVERT<br>BARGUN                       |   | EA | PART                  | <input checked="" type="checkbox"/> | Non-Stocked,<br>Lead Time |
|     | 770000157   | 1205        |                | Cornelius | BORE INSERT ASSY<br>QD2 (OBS)                   | SHOWS (3) IN<br>STOCK.                      | EA | PART                  | <input type="checkbox"/>            |                           |
|     | 770000243   |             | 2607669        | Cornelius | GUARD,<br>REGULATOR,<br>SINGLE                  |   | EA | Accessory,<br>General | <input checked="" type="checkbox"/> | Non-Stocked,<br>Lead Time |
|     | 770000244   |             | 2607670        | Cornelius | GUARD,<br>REGULATOR,<br>DOUBLE                  |   | EA | Accessory,<br>General | <input checked="" type="checkbox"/> | Non-Stocked,<br>Lead Time |
|    | 770000280   | 77-0000-280 | 1004194        | Cornelius | REGULATOR, CO2,<br>P, 1x100/1x160 2-<br>1/4" FI |   | EA | Regulator             | <input type="checkbox"/>            |                           |
|  | 770000534   |             | 1005774        | Cornelius | FITTING, L, SS, 3/8"<br>BARB X 1/2" DOLE        | (PART OF THE<br>WATER MANIFOLD<br>ASSEMBLY) | EA | Fitting, General      | <input checked="" type="checkbox"/> | Non-Stocked,<br>Lead Time |
|  | 770000540   |             | 1006513        | Cornelius | FITTING, CAP,<br>BRASS, 3/8" FFL                |   | EA | Fitting, General      | <input checked="" type="checkbox"/> | Non-Stocked,<br>Lead Time |
|  | 770000543   |             | 1006520        | Cornelius | FITTING, A, BR,<br>3/8" MPT (2)                 |   | EA | Fitting, General      | <input checked="" type="checkbox"/> | Non-Stocked,<br>Lead Time |










| Picture   | Vendor Item | GIS Item       | Alternate Item | Vendor    | Item Description 01                       | Item Description 02 | UM | Classification   | NS                                  |                        |
|---|-------------|----------------|----------------|-----------|---|---------------------|----|------------------|-------------------------------------|------------------------|
|     | 770000550   |                | 1003497        | Cornelius | FITTING, L, SWIVEL, 1/2" Bb x 3/8" FF     |                     | EA | Fitting, General | <input checked="" type="checkbox"/> | Non-Stocked, Lead Time |
|     | 770000555   |                | 1002110        | Cornelius | FITTING, T, BR, 1/2" FPT (3)              |                     | EA | Fitting, General | <input checked="" type="checkbox"/> | Non-Stocked, Lead Time |
|    | 770000560   |                | 1006506        | Cornelius | FITTING, A, BRASS, 1/4" MFL x 1/8" F      |                     | EA | Fitting, General | <input checked="" type="checkbox"/> | Non-Stocked, Lead Time |
|    | 770001353   |                | 1042902        | Cornelius | VALVE, CHECK, SS BALL, 1/4" Bb (2)        |                     | EA | PART             | <input checked="" type="checkbox"/> | Non-Stocked, Lead Time |
|    | 77010100    | 77-0101-00-CAR | 1002045        | Cornelius | FITTING, BRASS SWIVEL NUT, 7/16-20 Brni   | FOR PINNACLE 2-4    | EA | Fitting, General | <input type="checkbox"/>            |                        |
|    | 77010600    |                | 1010615        | Cornelius | FITTING, STEM, SS, 5/32" Bb X 1/4" FI NUT | FOR UNIVERSAL 750   | EA | Fitting, General | <input checked="" type="checkbox"/> | Non-Stocked, Lead Time |
|   | 77020100    |                | 1008584        | Cornelius | NUT, SWIVEL, 5/16 FL X 1/2-16 Brni        |                     | EA | Fitting, General | <input checked="" type="checkbox"/> | Non-Stocked, Lead Time |
|  | 77020200    |                | 1006024        | Cornelius | FITTING, STEM, SS, 1/8" Bb X 5/16" FI NUT |                     | EA | Fitting, General | <input checked="" type="checkbox"/> | Non-Stocked, Lead Time |
|  | 77020400    |                | 1010818        | Cornelius | FITTING, STEM, SS, 1/4" Bb X 5/16" FI NUT | FOR FCB V4-2 Flavor | EA | Fitting, General | <input checked="" type="checkbox"/> | Non-Stocked, Lead Time |
|  | 77030100    |                | 1010860        | Cornelius | NUT, SWIVEL, 5/8-18 Brni                  |                     | EA | Fitting, General | <input checked="" type="checkbox"/> | Non-Stocked, Lead Time |



| Picture   | Vendor Item | GIS Item | Alternate Item | Vendor    | Item Description 01                               | Item Description 02                          | UM | Classification   | NS                                  |                           |
|---|-------------|----------|----------------|-----------|---|--|----|------------------|-------------------------------------|---------------------------|
|    | 77030405    |          | 1025467        | Cornelius | FITTING, STEM, SS,<br>3/8" Bb x 3/8" TUBE         |  | EA | Fitting, General | <input checked="" type="checkbox"/> | Non-Stocked,<br>Lead Time |
|    | 77030500    |          | 1002060        | Cornelius | FITTING, STEM, SS,<br>3/8" Bb X 3/8" FI<br>NUT    |  | EA | Fitting, General | <input checked="" type="checkbox"/> | Non-Stocked,<br>Lead Time |
|    | 77030700    |          | 1004252        | Cornelius | FITTING, PLUG, SS,<br>3/8" Bb                     |  | EA | Fitting, General | <input checked="" type="checkbox"/> | Non-Stocked,<br>Lead Time |
|    | 77040100    |          | 1008645        | Cornelius | FITTING, L, SWIVEL,<br>7.16-20 (1/4" FFL)<br>FL X | 1/4" BARB, SS. FOR<br>FF/ IDC PRO/<br>IDC2XX | EA | Fitting, General | <input checked="" type="checkbox"/> | Non-Stocked,<br>Lead Time |
|    | 77040101    |          | 1025470        | Cornelius | FITTING, L, SWIVEL,<br>45-DEG, SS                 | 1/4" FI x 1/4" Bb                            | EA | Fitting, General | <input checked="" type="checkbox"/> | Non-Stocked,<br>Lead Time |
|    | 77040200    |          | 1004278        | Cornelius | FITTING, A, SS, 1/4"<br>Bb (2)                    |  | EA | Fitting, General | <input checked="" type="checkbox"/> | Non-Stocked,<br>Lead Time |
|   | 77040300    |          | 1029384        | Cornelius | FITTING, A, SS, 3/8"<br>x 3/8" Bb Std             |  | EA | Fitting, General | <input checked="" type="checkbox"/> | Non-Stocked,<br>Lead Time |
|  | 77040400    |          | 1001996        | Cornelius | FITTING, L, SS, 1/4"<br>Bb (2)                    |  | EA | Fitting, General | <input checked="" type="checkbox"/> | Non-Stocked,<br>Lead Time |
|  | 77040700    |          | 1010901        | Cornelius | FITTING, SPLICER,<br>SS, 1/4" x 3/8 Bb            | FOR ALL ED<br>MODELS / VIPER<br>E2-3-4       | EA | Fitting, General | <input checked="" type="checkbox"/> | Non-Stocked,<br>Lead Time |
|  | 77040800    |          | 1008649        | Cornelius | FITTING, L, SS, 3/8"<br>Bb (2) PREM               |  | EA | Fitting, General | <input checked="" type="checkbox"/> | Non-Stocked,<br>Lead Time |

| Picture  | Vendor Item | GIS Item | Alternate Item | Vendor    | Item Description 01                                | Item Description 02             | UM | Classification   | NS                                  |                           |
|--|-------------|----------|----------------|-----------|--|---------------------------------|----|------------------|-------------------------------------|---------------------------|
|    | 77040900    |          | 1004262        | Cornelius | FITTING, L, SWIVEL,<br>SS, 3/8" FI x 3/8"<br>Bb PR |                                 | EA | Fitting, General | <input checked="" type="checkbox"/> | Non-Stocked,<br>Lead Time |
|    | 77041000    |          | 1003064        | Cornelius | NUT, SWIVEL, BR,<br>5/8" FI-18                     |                                 | EA | Fitting, General | <input checked="" type="checkbox"/> | Non-Stocked,<br>Lead Time |
|    | 77041600    |          | 1004058        | Cornelius | FITTING, L, SS, 1/4"<br>x 3/8" Bb                  |                                 | EA | Fitting, General | <input checked="" type="checkbox"/> | Non-Stocked,<br>Lead Time |
|    | 77042400    |          | 1008575        | Cornelius | FITTING, SPLICER,<br>SS, 1/2" Bb (2)               |                                 | EA | Fitting, General | <input checked="" type="checkbox"/> | Non-Stocked,<br>Lead Time |
|    | 77045200    |          | 1001822        | Cornelius | FITTING, CAP, SS,<br>1/4" FL HEX                   | FOR CORNELIUS LR<br>CARBONATORS | EA | Fitting, General | <input checked="" type="checkbox"/> | Non-Stocked,<br>Lead Time |
|    | 77045500    |          | 1009855        | Cornelius | FITTING, CAP, BR,<br>3/8" FI HEX                   |                                 | EA | Fitting, General | <input checked="" type="checkbox"/> | Non-Stocked,<br>Lead Time |
|    | 77045600    |          | 1008545        | Cornelius | FITTING, CAP, SS,<br>3/8" FI HEX                   | FOR CORNELIUS LR<br>CARBONATORS | EA | Fitting, General | <input checked="" type="checkbox"/> | Non-Stocked,<br>Lead Time |
|  | 77045700    |          | 1008433        | Cornelius | NUT, SWIVEL, SS,<br>7/16-20                        | FOR CB1522 /<br>CB2323          | EA | Fitting, General | <input checked="" type="checkbox"/> | Non-Stocked,<br>Lead Time |
|  | 77046000    |          | 1006156        | Cornelius | FITTING, L, SWIVEL,<br>SS, 3/8" FFL x 1/4"<br>Bb   |                                 | EA | Fitting, General | <input checked="" type="checkbox"/> | Non-Stocked,<br>Lead Time |
|  | 77046100    |          | 1008408        | Cornelius | FITTING, L, SWIVEL,<br>SS, 5/16" FI x 1/4"<br>Bb   |                                 | EA | Fitting, General | <input checked="" type="checkbox"/> | Non-Stocked,<br>Lead Time |



| Picture   | Vendor Item | GIS Item    | Alternate Item | Vendor    | Item Description 01                           | Item Description 02          | UM | Classification   | NS                                  |                        |
|---|-------------|-------------|----------------|-----------|---|------------------------------|----|------------------|-------------------------------------|------------------------|
|    | 77051500    |             | 1001954        | Cornelius | FITTING, L, 102 SS, DOLE, 1/4" Bb             | FOR CB1522 / CB2323 / CB3023 | EA | Fitting, General | <input checked="" type="checkbox"/> | Non-Stocked, Lead Time |
|    | 77052100    | 31-8971-000 | 1001991        | Cornelius | FITTING, L, SS, 1/4" BARB X 360, L, 102 JUICE | * REPLACED BY OEM # 77052100 | EA | Fitting, General | <input type="checkbox"/>            |                        |
|    | 77052200    |             | 1001863        | Cornelius | FITTING, L, 45-DEG, SS, 1/4" Bb DOLE          | FOR CB1522 / CB2323          | EA | Fitting, General | <input checked="" type="checkbox"/> | Non-Stocked, Lead Time |
|    | 77052801    |             | 1004251        | Cornelius | FITTING, L, SS, PUMP-IN, 1/4" Bb w/ O-RING    |                              | EA | Fitting, General | <input checked="" type="checkbox"/> | Non-Stocked, Lead Time |
|    | 77052900    |             | 1008699        | Cornelius | FITTING, L, PUMP-IN, SS, 3/8" Bb              |                              | EA | Fitting, General | <input checked="" type="checkbox"/> | Non-Stocked, Lead Time |
|    | 77052901    |             | 1001950        | Cornelius | FITTING, L, SS, PUMP-IN, 3/8" Bb w/ O-RING    |                              | EA | Fitting, General | <input checked="" type="checkbox"/> | Non-Stocked, Lead Time |
|   | 77053201    |             | 1010845        | Cornelius | FITTING, A, SS, PUMP-IN, 1/4" Bb              | w/ O-RING                    | EA | Fitting, General | <input checked="" type="checkbox"/> | Non-Stocked, Lead Time |
|  | 77053400    | 77-0534-00  | 1001932        | Cornelius | FITTING, L, SS, PUMP-OUT, 1/4" Bb, FLOJET     |                              | EA | Fitting, General | <input type="checkbox"/>            |                        |
|  | 77053800    |             | 1008681        | Cornelius | FITTING, A, SS, PUMP, 3/8" Bb                 | FLOJET                       | EA | Fitting, General | <input checked="" type="checkbox"/> | Non-Stocked, Lead Time |
|  | 77053801    |             | 1008598        | Cornelius | FITTING, A, SS, PUMP, 3/8" Bb                 | w/ O-RING                    | EA | Fitting, General | <input checked="" type="checkbox"/> | Non-Stocked, Lead Time |

| Picture   | Vendor Item | GIS Item    | Alternate Item | Vendor    | Item Description 01                                 | Item Description 02    | UM | Classification   | NS                                  |                           |
|---|-------------|-------------|----------------|-----------|---|------------------------|----|------------------|-------------------------------------|---------------------------|
|     | 77062100    |             | 1006441        | Cornelius | FITTING, T, SS, 1/4"<br>(2) x 3/8" Bb PREM          |                        | EA | Fitting, General | <input checked="" type="checkbox"/> | Non-Stocked,<br>Lead Time |
|    | 77064900    |             | 1000775        | Cornelius | FITTING, T, SWIVEL,<br>SS, 1/4" FF x 1/4"<br>Bb (2) |                        | EA | Fitting, General | <input checked="" type="checkbox"/> | Non-Stocked,<br>Lead Time |
|     | 77065900    |             | 1001983        | Cornelius | FITTING, L, SWIVEL,<br>SS, 3/8" FF x 3/8"<br>Bb     |                        | EA | Fitting, General | <input checked="" type="checkbox"/> | Non-Stocked,<br>Lead Time |
|    | 77068100    | 77-0681-00  |                | Cornelius | 3/8" FFL SWIVEL X<br>(2) 3/8" MFL (OBS)             | SHOWS (3) IN<br>STOCK. | EA | Fitting, General | <input type="checkbox"/>            |                           |
|    | 77068700    |             | 1005508        | Cornelius | FITTING, T, SWIVEL,<br>SS, 1/4" FF x 1/4" FI<br>(2) |                        | EA | Fitting, General | <input checked="" type="checkbox"/> | Non-Stocked,<br>Lead Time |
|     | 77069300    |             | 1008580        | Cornelius | FITTING, T, SS, 1/2"<br>Bb (3) PREM                 |                        | EA | Fitting, General | <input checked="" type="checkbox"/> | Non-Stocked,<br>Lead Time |
|    | 77069800    | 32-6110-000 | 1001977        | Cornelius | FITTING, T, SS, 1/4"<br>Bb (2) X 1/4" MPT           |                        | EA | Fitting, General | <input type="checkbox"/>            |                           |
|  | 77070201    |             | 1010692        | Cornelius | FITTING, A, SS, 1/4"<br>x 5/16" MFL                 |                        | EA | Fitting, General | <input checked="" type="checkbox"/> | Non-Stocked,<br>Lead Time |
|  | 77070301    |             | 1006098        | Cornelius | FITTING, A, SS,<br>5/16" FI (2)                     |                        | EA | Fitting, General | <input checked="" type="checkbox"/> | Non-Stocked,<br>Lead Time |
|  | 77070502    |             | 1003421        | Cornelius | FITTING, A, SS, 1/4"<br>x 3/8" FI                   |                        | EA | Fitting, General | <input checked="" type="checkbox"/> | Non-Stocked,<br>Lead Time |

| Picture   | Vendor Item | GIS Item   | Alternate Item | Vendor    | Item Description 01                      | Item Description 02 | UM | Classification   | NS                                  |                           |
|---|-------------|------------|----------------|-----------|--|---------------------|----|------------------|-------------------------------------|---------------------------|
|    | 77070901    |            | 1005823        | Cornelius | FITTING, PLUG, SS,<br>1/4" MFL           |                     | EA | Fitting, General | <input checked="" type="checkbox"/> | Non-Stocked,<br>Lead Time |
|    | 77071102    | 77-0711-02 | 1010072        | Cornelius | FITTING, PLUG, SS,<br>3/8" MFL           |                     | EA | Fitting, General | <input type="checkbox"/>            |                           |
|    | 77071401    |            | 1010465        | Cornelius | FITTING, A, SS, 1/4"<br>x 7/16" FI       |                     | EA | Fitting, General | <input checked="" type="checkbox"/> | Non-Stocked,<br>Lead Time |
|    | 77071602    |            | 1001502        | Cornelius | FITTING, A, SS, 3/8"<br>FI x 1/4" FF     |                     | EA | Fitting, General | <input checked="" type="checkbox"/> | Non-Stocked,<br>Lead Time |
|    | 77071801    |            | 1001975        | Cornelius | FITTING,<br>BULKHEAD, SS,<br>1/4" FI (2) |                     | EA | Fitting, General | <input checked="" type="checkbox"/> | Non-Stocked,<br>Lead Time |
|    | 77075001    |            | 1010420        | Cornelius | FITTING, A, SS, 1/4"<br>MPT x 1/4" FI    |                     | EA | Fitting, General | <input checked="" type="checkbox"/> | Non-Stocked,<br>Lead Time |
|   | 77075103    |            | 1007971        | Cornelius | FITTING, A, SS, 1/4"<br>FPT x 1/4" MFL   |                     | EA | Fitting, General | <input checked="" type="checkbox"/> | Non-Stocked,<br>Lead Time |
|  | 77075303    |            | 1008400        | Cornelius | FITTING, A, SS, 3/8"<br>MPT x 3/8" MFL   |                     | EA | Fitting, General | <input checked="" type="checkbox"/> | Non-Stocked,<br>Lead Time |
|  | 77080101    |            | 1010782        | Cornelius | FITTING, A, SS, 1/4"<br>MFL x 1/4" Bb    |                     | EA | Fitting, General | <input checked="" type="checkbox"/> | Non-Stocked,<br>Lead Time |
|  | 77080201    |            | 1010371        | Cornelius | FITTING, A, SS, 1/4"<br>MFL x 3/8" Bb    |                     | EA | Fitting, General | <input checked="" type="checkbox"/> | Non-Stocked,<br>Lead Time |

| Picture  | Vendor Item | GIS Item   | Alternate Item | Vendor    | Item Description 01                        | Item Description 02     | UM | Classification   | NS                                  |                           |
|--|-------------|------------|----------------|-----------|--|-------------------------|----|------------------|-------------------------------------|---------------------------|
|   | 77080402    |            | 1001683        | Cornelius | FITTING, A, SS, 1/4"<br>MFL x 3/8" Bb      |                         | EA | Fitting, General | <input checked="" type="checkbox"/> | Non-Stocked,<br>Lead Time |
|   | 77080701    |            | 1006158        | Cornelius | FITTING, A, SS,<br>5/16" MFL x 3/8" Bb     |                         | EA | Fitting, General | <input checked="" type="checkbox"/> | Non-Stocked,<br>Lead Time |
|   | 77080801    | 77-0808-01 | 1001840        | Cornelius | FITTING, A, SS, 3/8"<br>Bb X 1/4" FFL      | HOSE FITTING            | EA | Fitting, General | <input type="checkbox"/>            |                           |
|   | 77081400    |            | 1005461        | Cornelius | FITTING, A, SS, 3/8"<br>BARB X 3/8" MPT    | FOR UCCR40 /<br>UCR40   | EA | Fitting, General | <input checked="" type="checkbox"/> | Non-Stocked,<br>Lead Time |
|   | 77083001    |            | 1001925        | Cornelius | FITTING, A, SS, 1/4"<br>Bb x 1/4" MPT      |                         | EA | Fitting, General | <input checked="" type="checkbox"/> | Non-Stocked,<br>Lead Time |
|   | 77083101    | 77-0831-01 | 1010575        | Cornelius | FITTING, A, SS, 3/8"<br>Bb HOSE x 1/4" MPT | FOR PINNACLE 4          | EA | Fitting, General | <input type="checkbox"/>            |                           |
|   | 77090800    |            | 1008457        | Cornelius | FITTING, T, SS, 3/8"<br>Bb (2) x 1/4" MPT  |                         | EA | Fitting, General | <input checked="" type="checkbox"/> | Non-Stocked,<br>Lead Time |
|  | 771000155   |            | 1004244        | Cornelius | REGULATOR, CO2,<br>P, 1 x 160 1-1/4" FI    | W/ GUARD                | EA | Regulator        | <input checked="" type="checkbox"/> | Non-Stocked,<br>Lead Time |
|  | 771000177   |            | 1006239        | Cornelius | COLD PLATE, 12" x<br>18", 7 FI             | POSTMIX W/O<br>FITTINGS | EA | Cold Plate       | <input checked="" type="checkbox"/> | Non-Stocked,<br>Lead Time |
|  | 771000212   |            | 1025516        | Cornelius | FITTING, UB, SS,<br>1/2" Bb (3)            |                         | EA | Fitting, General | <input checked="" type="checkbox"/> | Non-Stocked,<br>Lead Time |

| Picture  | Vendor Item | GIS Item   | Alternate Item | Vendor    | Item Description 01                          | Item Description 02        | UM | Classification   | NS                                  |                        |
|--|-------------|------------|----------------|-----------|--|----------------------------|----|------------------|-------------------------------------|------------------------|
|    | 771000296   |            | 1004391        | Cornelius | COLD PLATE, 13" x 20", 8 FI, POSTMIX, BARB C |                            | EA | Cold Plate       | <input checked="" type="checkbox"/> | Non-Stocked, Lead Time |
|    | 771000306   |            | 1048498        | Cornelius | FITTING, L, SS, 3/8" DOLE x 1/4" Bb          |                            | EA | Fitting, General | <input checked="" type="checkbox"/> | Non-Stocked, Lead Time |
|    | 771000340   |            | 1007203        | Cornelius | FITTING, UB, SS, 3/8" (2) x 1/2" Bb          |                            | EA | Fitting, General | <input checked="" type="checkbox"/> | Non-Stocked, Lead Time |
|    | 77150200    | 77-1502-00 | 1007957        | Cornelius | DRAIN ADAPTOR, SS, 7/16"                     | FOR VANGUARD 245 / IMPULSE | EA | PART             | <input type="checkbox"/>            |                        |
|    | 77150300    | 77-1503-00 | 1008319        | Cornelius | FITTING, L, 90-DEG, DRAIN, SS, 1/2" Bb       | FOR VANGUARD 245 / IMPULSE | EA | Fitting, General | <input type="checkbox"/>            |                        |
|    | 77150600    | 77-1506-00 | 1005837        | Cornelius | KNURLED SS NUT CAP, 10-24 THREAD             |                            | EA | Hardware         | <input type="checkbox"/>            |                        |
|   | 77400400    | 77-4004-00 | 1003531        | Cornelius | VENTED CHECK VALVE, 1/4" MFL X 7/16" Bb      | CARBONATOR SINGLE          | EA | PART             | <input type="checkbox"/>            |                        |
|  | 77400500    | 77-4005-00 | 1008477        | Cornelius | DUAL CHECK VALVE, BALL, SS, 3/8" MFL         | CARBONATOR DOUBLE CHECK    | EA | PART             | <input type="checkbox"/>            |                        |
|  | 77400501    |            | 1005447        | Cornelius | VALVE, CHECK, DUAL BALL, 1/4" MFL            |                            | EA | PART             | <input checked="" type="checkbox"/> | Non-Stocked, Lead Time |
|  | 77400601    |            | 1006470        | Cornelius | DUAL CHECK VALVE, INLINE, W/ SCREW           |                            | EA | PART             | <input checked="" type="checkbox"/> | Non-Stocked, Lead Time |

| Picture   | Vendor Item | GIS Item   | Alternate Item | Vendor    | Item Description 01                    | Item Description 02                  | UM | Classification   | NS                                  |
|---|-------------|------------|----------------|-----------|--|--------------------------------------|----|------------------|-------------------------------------|
|    | 77401400    |            | 1009261        | Cornelius | CHECK VALVE FITTING, 1/4" x 9/16-27 FI | FOR FLAVORFUSION / IDC2XX            | EA | PART             | <input checked="" type="checkbox"/> |
|    | 77510500    |            | 1005755        | Cornelius | COLD PLATE, 8" x 14", 2 FI             | PREMIX, W/O FITTINGS                 | EA | Cold Plate       | <input checked="" type="checkbox"/> |
|     | 77510801    | 77-5108-01 | 1002220        | Cornelius | COLD PLATE, 8" X 14" X 5-CIRCUITS      | 1/4" MFL TUBE SIZE, POSTMIX          | EA | Cold Plate       | <input type="checkbox"/>            |
|     | 77511001    | 77-5110-01 | 1006632        | Cornelius | COLD PLATE, 8" X 14" X 7-CIRCUITS      | 1/4" MFL TUBE SIZE, POSTMIX          | EA | Cold Plate       | <input type="checkbox"/>            |
|    | 77511700    |            | 1006202        | Cornelius | COLD PLATE, 10" x 15", 6 FI            | POSTMIX, W/O FITTINGS                | EA | Cold Plate       | <input checked="" type="checkbox"/> |
|     | 77511701    | 77-5117-01 | 1002223        | Cornelius | COLD PLATE, 10" X 15" X 6-CIRCUITS     | 1/4" TUBE SIZE, POSTMIX              | EA | Cold Plate       | <input type="checkbox"/>            |
|    | 77512201    | 77-5122-01 |                | Cornelius | COLD PLATE, 17 X 19 X 4-CIRCUITS (OBS) | SHOWS (14) IN STOCK.                 | EA | Cold Plate       | <input type="checkbox"/>            |
|  | 77605000    | 77-6050-00 | 1004124        | Cornelius | CARMUN BACK-FLOW PREVENTER (OBS)       | SHOWS (1) IN STOCK AND (1) ON TRUCK. | EA | PART             | <input type="checkbox"/>            |
|   | 77607500    | 77-6075-00 | 1006401        | Cornelius | FITTING, A, SS, 5/16" Cmp x 1/4" Bb    |                                      | EA | Fitting, General | <input type="checkbox"/>            |
|  | 77608700    |            | 1001030        | Cornelius | FITTING, A, SS, 3/8" MPT x 1/4" Bb     |                                      | EA | Fitting, General | <input checked="" type="checkbox"/> |

Non-Stocked, Lead Time

Non-Stocked, Lead Time

Non-Stocked, Lead Time

Non-Stocked, Lead Time

| Picture   | Vendor Item | GIS Item    | Alternate Item | Vendor    | Item Description 01                                  | Item Description 02    | UM | Classification   | NS                                  |                           |
|---|-------------|-------------|----------------|-----------|--|------------------------|----|------------------|-------------------------------------|---------------------------|
|    | 77608800    |             | 1010772        | Cornelius | FITTING, A, SS, 3/8"<br>Cmp x 1/4" Bb                |                        | EA | Fitting, General | <input checked="" type="checkbox"/> | Non-Stocked,<br>Lead Time |
|    | 77840200    | 77-8402-000 | 1010686        | Cornelius | FITTING, A, SS,<br>VALVE, SF1, INLET,<br>SS, 1/4" Bb |                        | EA | Fitting, General | <input type="checkbox"/>            |                           |
|    | 77890000    |             | 1025586        | Cornelius | FITTING, DRAIN,<br>BRASS, .75-11.5 NH                |                        | EA | Fitting, General | <input checked="" type="checkbox"/> | Non-Stocked,<br>Lead Time |
|    | 77890200    |             | 1025587        | Cornelius | NUT, HEX, .75-11.5<br>NH DRAIN                       |                        | EA | Fitting, General | <input checked="" type="checkbox"/> | Non-Stocked,<br>Lead Time |
|    | 77891900    | 77-8919-00  | 1008303        | Cornelius | KNURLED HINGE<br>PIN O/S 1522                        | FOR CB1522 /<br>CB2323 | EA | Hardware         | <input type="checkbox"/>            |                           |
|    | 77900200    |             | 1001936        | Cornelius | FITTING, UB, SS,<br>3/8" Bb (2)                      |                        | EA | Fitting, General | <input checked="" type="checkbox"/> | Non-Stocked,<br>Lead Time |
|   | 77900201    |             | 1004162        | Cornelius | FITTING, UB, SS,<br>1/4" x 3/8" Bb (2)               |                        | EA | Fitting, General | <input checked="" type="checkbox"/> | Non-Stocked,<br>Lead Time |
|  | 77900202    |             | 1008675        | Cornelius | FITTING, UB, SS,<br>3/8" Bb (3)                      |                        | EA | Fitting, General | <input checked="" type="checkbox"/> | Non-Stocked,<br>Lead Time |
|  | 77900300    |             | 1006119        | Cornelius | FITTING, UB, SS,<br>1/4" Bb (2)                      | FOR VIPER 2-3-4        | EA | Fitting, General | <input checked="" type="checkbox"/> | Non-Stocked,<br>Lead Time |
|  | 77900500    |             | 1010866        | Cornelius | FITTING, UB, SS,<br>1/4" Bb (3)                      |                        | EA | Fitting, General | <input checked="" type="checkbox"/> | Non-Stocked,<br>Lead Time |

| Picture  | Vendor Item  | GIS Item | Alternate Item | Vendor    | Item Description 01                       | Item Description 02    | UM | Classification        | NS                                  |
|--|--------------|----------|----------------|-----------|---|------------------------|----|-----------------------|-------------------------------------|
|    | 77901301     |          | 1001657        | Cornelius | FITTING, UB, SS,<br>1/2" Bb (2) x 1/4" FI |                        | EA | Fitting, General      | <input checked="" type="checkbox"/> |
|   | 77901800     |          | 1002046        | Cornelius | FITTING, Y, SS, 1/4"<br>Bb (3) PREM       |                        | EA | Fitting, General      | <input checked="" type="checkbox"/> |
|    | 8005-912-290 | 3150     | 1006234        | Cornelius | PUMP AND<br>MOTOR, 115V<br>INTEGRAL       |                        | EA | Motor                 | <input type="checkbox"/>            |
|    | 8006         | 8006     |                | Cornelius | SYRUP SEPARATOR<br>(OBS)                  | SHOWS (1) IN<br>STOCK. | EA | PART                  | <input type="checkbox"/>            |
|    | 8008         | 8008     |                | Cornelius | CONVERTIBLE<br>PARTS KIT (OBS)            | SHOWS (2) IN<br>STOCK. | EA | Accessory,<br>General | <input type="checkbox"/>            |
|    | 80164101     |          | 1008797        | Cornelius | INSTALL KIT,<br>McDONALDS, 1-<br>STATION  |                        | EA | Accessory, Kit        | <input checked="" type="checkbox"/> |
|   | 80177        |          | 1009661        | Cornelius | LENS, TOWER,<br>MERCHANDISER,<br>PRESTIGE |                        | EA | PART                  | <input checked="" type="checkbox"/> |
|  | 811900       | 811900   | 1000013        | Cornelius | UF1/ UFB VALVE<br>REPAIR KIT              | FOR UF1/ UFB<br>VALVE  | EA | PART                  | <input type="checkbox"/>            |
|  | 811917       | 811917   | 1038959        | Cornelius | UF-1 DIFFUSER KIT                         | FOR UF1 / UFB<br>VALVE | EA | PART                  | <input type="checkbox"/>            |
|  | 8209660F45   |          | 2587009        | Cornelius | START RELAY,<br>120V/60HZ                 | FOR JT20 / EJ1         | EA | PART                  | <input checked="" type="checkbox"/> |

Non-Stocked,  
Lead Time

Non-Stocked,  
Lead Time

Non-Stocked,  
Lead Time

Non-Stocked,  
Lead Time

Non-Stocked,  
Lead Time






| Picture  | Vendor Item | GIS Item   | Alternate Item | Vendor    | Item Description 01                 | Item Description 02 | UM | Classification | NS                                  |
|--|-------------|------------|----------------|-----------|-------------------------------------|---------------------|----|----------------|-------------------------------------|
|    | 8209660H39  |            | 2546365        | Cornelius | RELAY, START, COMPRESSOR, AE530     |                     | EA | PART           | <input checked="" type="checkbox"/> |
|    | 8209660L80  |            | 2553777        | Cornelius | RELAY, START, COMPRESSOR            |                     | EA | PART           | <input checked="" type="checkbox"/> |
|    | 820RR12130  | 820RR12130 | 1043762        | Cornelius | START RELAY, 115V                   | FOR QUEST           | EA | PART           | <input type="checkbox"/>            |
|    | 82373001    |            | 1003200        | Cornelius | DRIP TRAY, FOR 4-5 VALVE 1522 TOWER |                     | EA | Drip Tray      | <input checked="" type="checkbox"/> |
|    | 82453001    | 82453-1    | 1010677        | Cornelius | COVER, FRONT                        | FOR FFV / SEV VALVE | EA | PART           | <input type="checkbox"/>            |
|    | 82454       | 82454      | 1001804        | Cornelius | COVER, BACK                         | FOR FFV / SEV VALVE | EA | PART           | <input type="checkbox"/>            |
|   | 82463       | 82463      | 1001249        | Cornelius | BRACKET, TOP, W/ TAPPED HOLE        | FOR FFV VALVE       | EA | PART           | <input type="checkbox"/>            |
|  | 82587003    |            | 1014643        | Cornelius | MEMBRANE SWITCH, WATER, SABRE       | FOR FFV VALVE       | EA | PART           | <input checked="" type="checkbox"/> |
|  | 82606012    | 82606-12   | 1008561        | Cornelius | COVER KIT, SABRE LEVER, SODA        | FOR FFV VALVE       | EA | PART           | <input type="checkbox"/>            |
|  | 82606013    | 82606-13   | 1008595        | Cornelius | COVER KIT, SABRE LEVER, WATER       | FOR FFV VALVE       | EA | PART           | <input type="checkbox"/>            |

Non-Stocked, Lead Time

Non-Stocked, Lead Time

Non-Stocked, Lead Time







Non-Stocked, Lead Time

| Picture  | Vendor Item | GIS Item   | Alternate Item | Vendor    | Item Description 01                      | Item Description 02          | UM | Classification        | NS                                  |
|--|-------------|------------|----------------|-----------|--|------------------------------|----|-----------------------|-------------------------------------|
|    | 82606016    | 82606-16   | 1001947        | Cornelius | COVER KIT, SABRE<br>PUSH, WATER          | FOR FFV VALVE                | EA | PART                  | <input type="checkbox"/>            |
|    | 82606704    | 82606-14   | 1010829        | Cornelius | COVER KIT, PLAIN,<br>PUSH BUTTON         | LG P SABRE, FOR<br>FFV VALVE | EA | PART                  | <input type="checkbox"/>            |
|   | 82657       |            | 2570285        | Cornelius | START RELAY,<br>COMPRESSOR               | FOR JS7                      | EA | PART                  | <input checked="" type="checkbox"/> |
|    | 82778004    | 82778-004  |                | Cornelius | CI WATER SWITCH<br>(OBS)                 | SHOWS (1) IN<br>STOCK.       | EA | PART                  | <input type="checkbox"/>            |
|    | 82813       |            | 1007786        | Cornelius | CARBONATOR<br>SHELF KIT                  |                              | EA | Accessory,<br>General | <input checked="" type="checkbox"/> |
|    | 82950010    | 82950-010  |                | Cornelius | SWITCH, LARGE<br>PUSH, LEV (OBS)         | SHOWS (2) IN<br>STOCK.       | EA | PART                  | <input type="checkbox"/>            |
|    | 82969200    | 82969200   |                | Cornelius | CUP REST, OMEGA,<br>23.2" x 6.3"         | FOR OMEGA                    | EA | Cup Rest              | <input type="checkbox"/>            |
|  | 83377001C   |            | 1012560        | Cornelius | VALVE, FFV, LEVER,<br>1.5-3 Oz, COMPLETE |                              | EA | Beverage Valve        | <input checked="" type="checkbox"/> |
|  | 83377010CQ  | 83377-1    | 1014662        | Cornelius | VALVE, FFV, LEVER,<br>1.5-3 Oz           | W/ COVER                     | EA | Beverage Valve        | <input type="checkbox"/>            |
|  | 83377011CQ  | 83377-111Q | 1012491        | Cornelius | DOLE SABRE FFV<br>PUSH BUTTON            |                              | EA | Beverage Valve        | <input type="checkbox"/>            |










Non-Stocked,  
Lead Time


Non-Stocked,  
Lead Time











Non-Stocked,  
Lead Time











| Picture  | Vendor Item | GIS Item | Alternate Item | Vendor    | Item Description 01                       | Item Description 02                       | UM | Classification | NS                                  |                           |
|--|-------------|----------|----------------|-----------|---|---|----|----------------|-------------------------------------|---------------------------|
|           | 83377101C   | 83376-1  | 1012427        | Cornelius | SABRE-SEV VALVE<br>W/O BLOCK              |   | EA | Beverage Valve | <input type="checkbox"/>            |                           |
|           | 83377121C   |          | 1012520        | Cornelius | VALVE, FFV,<br>PORTION CONTROL            | 1.5-3 Oz,<br>COMPLETE                     | EA | Beverage Valve | <input checked="" type="checkbox"/> | Non-Stocked,<br>Lead Time |
|            | 83377122C   |          | 1014665        | Cornelius | VALVE, FFV,<br>PORTION CONTROL            | 1.5-3 Oz, W/ SODA<br>BUTTON,<br>COMPLETE  | EA | Beverage Valve | <input checked="" type="checkbox"/> | Non-Stocked,<br>Lead Time |
|            | 83377123C   |          | 1014666        | Cornelius | VALVE, FFV,<br>PORTION CONTROL            | 1.5-3 Oz, W/<br>WATER BUTTON,<br>COMPLETE | EA | Beverage Valve | <input checked="" type="checkbox"/> | Non-Stocked,<br>Lead Time |
|            | 83377129C   |          | 1025694        | Cornelius | VALVE, FFV, PUSH<br>BUTTON, W/O<br>COVER  | 1.5-3 Oz                                  | EA | Beverage Valve | <input checked="" type="checkbox"/> | Non-Stocked,<br>Lead Time |
|            | 83381100    | 83381100 | 1008418        | Cornelius | VALVE, FFV,<br>PORTION CONTROL<br>KIT     | SLND DUAL FLAVOR                          | EA | Beverage Valve | <input type="checkbox"/>            |                           |
|           | 83541001    |          | 1001048        | Cornelius | JUMPER ASSEMBLY                           | FOR FFV VALVE                             | EA | PART           | <input checked="" type="checkbox"/> | Non-Stocked,<br>Lead Time |
|          | 83601013    |          | 1002703        | Cornelius | COVER, VALVE,<br>SABRE, WATER /<br>LEVER  |   | EA | PART           | <input checked="" type="checkbox"/> | Non-Stocked,<br>Lead Time |
|  | 83914005    |          | 1001272        | Cornelius | TANK,<br>PRECHARGED, 20<br>PSIG, 1/4" MPT |   | EA | PART           | <input checked="" type="checkbox"/> | Non-Stocked,<br>Lead Time |
|          | 83915       |          | 1010483        | Cornelius | TANK, SURGE<br>SYSTEM,<br>McDONALDS       |   | EA | PART           | <input checked="" type="checkbox"/> | Non-Stocked,<br>Lead Time |

| Picture   | Vendor Item | GIS Item | Alternate Item | Vendor    | Item Description 01                           | Item Description 02                    | UM | Classification   | NS                                  |                           |
|---|-------------|----------|----------------|-----------|---|--|----|------------------|-------------------------------------|---------------------------|
|    | 83963009    |          | 1014675        | Cornelius | OVERLAY GRAPHIC,<br>PUSH                      | FOR FFV VALVE                          | EA | PART             | <input checked="" type="checkbox"/> | Non-Stocked,<br>Lead Time |
|     | 83983       |          | 2613850        | Cornelius | INSTALLATION<br>INSTRUCTION<br>MANUAL         | DOUBLE CHECK<br>VALVE INSTALL          | EA | OTHER            | <input checked="" type="checkbox"/> | Non-Stocked,<br>Lead Time |
|    | 84350001    |          | 1008890        | Cornelius | SCREW, 8 x 3/8" SS<br>PH PLASTILOK            | FOR ABS 2.0                            | EA | Hardware         | <input checked="" type="checkbox"/> | Non-Stocked,<br>Lead Time |
|    | 84353001    | 84353001 | 1010830        | Cornelius | SWITCH, P.B.<br>WILSHIRE JUICE                |  | EA | PART             | <input type="checkbox"/>            |                           |
|    | 84794001    |          | 1010278        | Cornelius | PANEL, SPLASH,<br>23", SABRE, SS<br>TOWER 9-3 |  | EA | Splash Panel     | <input checked="" type="checkbox"/> | Non-Stocked,<br>Lead Time |
|    | 84893001    |          | 1025926        | Cornelius | FITTING, A, SS, 1/4"<br>FI, RELIEF VALVE      |  | EA | Fitting, General | <input checked="" type="checkbox"/> | Non-Stocked,<br>Lead Time |
|   | 84923002    |          | 1003505        | Cornelius | LEVER, SHORT,<br>SELF-SERVE                   | FOR FFV VALVE                          | EA | PART             | <input checked="" type="checkbox"/> | Non-Stocked,<br>Lead Time |
|  | 84996001    | 22921    | 1003542        | Cornelius | FLOW CONTROL<br>ASSEMBLY                      | BONNET<br>ADJUSTMENT<br>SCREW ASSEMBLY | EA | PART             | <input type="checkbox"/>            |                           |
|  | 84997       |          | 1014720        | Cornelius | SPACER,<br>STABILIZER, LEVER,<br>FFV          | FOR FFV VALVE                          | EA | PART             | <input checked="" type="checkbox"/> | Non-Stocked,<br>Lead Time |
|  | 84998       |          | 1005059        | Cornelius | BRACKET, LEV SF<br>SURFACE MOUNT              |  | EA | PART             | <input checked="" type="checkbox"/> | Non-Stocked,<br>Lead Time |











| Picture   | Vendor Item | GIS Item  | Alternate Item | Vendor    | Item Description 01                      | Item Description 02 | UM | Classification | NS  |
|---|-------------|-----------|----------------|-----------|--|---------------------|----|----------------|---|
|     | 850000126   | 850000126 | 1014721        | Cornelius | SYRUP COIL                               | FOR IMPULSE         | EA | Coil           | <input type="checkbox"/>                                      |
|    | 850000163   |           | 1025949        | Cornelius | HOLDER, PROBE,<br>IBC                    | FOR IMPULSE         | EA | PART           | <input checked="" type="checkbox"/> Non-Stocked,<br>Lead Time |
|     | 850000185   |           | 1005125        | Cornelius | DECAL, PEPSI,<br>FRONT DOM               | FOR IMPULSE         | EA | Decal          | <input checked="" type="checkbox"/> Non-Stocked,<br>Lead Time |
|     | 850000212   |           | 1009835        | Cornelius | MERCHANDISER                             | FOR IMPULSE 6 FLV   | EA | Merchandiser   | <input checked="" type="checkbox"/> Non-Stocked,<br>Lead Time |
|     | 850000226   |           | 1004930        | Cornelius | PANEL, SPLASH                            | FOR IMPULSE         | EA | Splash Panel   | <input checked="" type="checkbox"/> Non-Stocked,<br>Lead Time |
|    | 850000233   |           | 1025961        | Cornelius | PANEL, BACK                              | FOR IMPULSE         | EA | PART           | <input checked="" type="checkbox"/> Non-Stocked,<br>Lead Time |
|   | 850000238   |           | 1025962        | Cornelius | BRACKET,<br>AGITATOR MOTOR               | FOR IMPULSE         | EA | PART           | <input checked="" type="checkbox"/> Non-Stocked,<br>Lead Time |
|   | 850000239   |           | 1016048        | Cornelius | DRIP TRAY                                | FOR IMPULSE         | EA | Drip Tray      | <input checked="" type="checkbox"/> Non-Stocked,<br>Lead Time |
|  | 850000285   |           | 1000062        | Cornelius | CLIP, CANOE,<br>PLASTIC, 240/260<br>Hole | FOR IMPULSE         | EA | Hardware       | <input checked="" type="checkbox"/> Non-Stocked,<br>Lead Time |
|   | 850000288   |           | 1025977        | Cornelius | HARNESS, WIRE,<br>LIQUID LEVEL           | FOR IMPULSE         | EA | Wire Harness   | <input checked="" type="checkbox"/> Non-Stocked,<br>Lead Time |

| Picture   | Vendor Item | GIS Item  | Alternate Item | Vendor    | Item Description 01                     | Item Description 02         | UM | Classification     | NS  |
|---|-------------|-----------|----------------|-----------|---|-----------------------------|----|--------------------|---|
|     | 850000312   | 850000312 | 1016138        | Cornelius | MERCHANDISER,<br>LIGHTED                | FOR IMPULSE                 | EA | Merchandiser       | <input type="checkbox"/>                                      |
|     | 850000317   |           | 1009442        | Cornelius | PANEL, TOP,<br>LIGHTED                  | FOR IMPULSE                 | EA | PART               | <input checked="" type="checkbox"/> Non-Stocked,<br>Lead Time |
|     | 850000323   |           | 1007143        | Cornelius | WRAP, CENTER                            | FOR IMPULSE                 | EA | PART               | <input checked="" type="checkbox"/> Non-Stocked,<br>Lead Time |
|     | 850000339   |           | 1009065        | Cornelius | BAFFLE, AIR,<br>MERCHANDISER            | FOR IMPULSE -<br>REVISION C | EA | PART               | <input checked="" type="checkbox"/> Non-Stocked,<br>Lead Time |
|    | 850000368   |           | 1026002        | Cornelius | TUBE, INLET,<br>SYRUP, JUICE            | FOR IMPULSE                 | EA | Fitting, General   | <input checked="" type="checkbox"/> Non-Stocked,<br>Lead Time |
|     | 850000444   |           | 1014737        | Cornelius | CUP REST,<br>STANDARD, 15.2" x<br>5.4"  | FOR IMPULSE                 | EA | Cup Rest           | <input checked="" type="checkbox"/> Non-Stocked,<br>Lead Time |
|    | 850000473   |           | 1026020        | Cornelius | SPACER,<br>EVAPORATOR COIL              | FOR IMPULSE                 | EA | PART               | <input checked="" type="checkbox"/> Non-Stocked,<br>Lead Time |
|  | 850000479   |           | 1000310        | Cornelius | PANEL, SIDE,<br>STANDARD                | FOR IMPULSE                 | EA | PART               | <input checked="" type="checkbox"/> Non-Stocked,<br>Lead Time |
|  | 850000549   | 850000549 | 1026043        | Cornelius | CARBONATOR<br>TANK ASSEMBLY             | FOR UCCR40 /<br>VANTAGE     | EA | Carbonator<br>Tank | <input type="checkbox"/>                                      |
|  | 85033001    | 48979-2   | 1010838        | Cornelius | KIT, CERAMIC,<br>WATER, FLOW<br>CONTROL | FOR FFV VALVE               | EA | PART               | <input type="checkbox"/>                                      |








| Picture   | Vendor Item | GIS Item   | Alternate Item | Vendor    | Item Description 01                     | Item Description 02                   | UM | Classification | NS  |
|---|-------------|------------|----------------|-----------|---|---------------------------------------|----|----------------|---|
|    | 85033002    | 48980-4    | 1004230        | Cornelius | KIT, CERAMIC,<br>SYRUP, FLOW<br>CONTROL | FOR FFV VALVE                         | EA | PART           | <input type="checkbox"/>                                      |
|     | 85318B030   |            | 2546363        | Cornelius | WIRE LEAD,<br>CAPACITOR, AE530          |                                       | EA | PART           | <input checked="" type="checkbox"/> Non-Stocked,<br>Lead Time |
|     | 856029089   |            | 1044568        | Cornelius | KNOB,<br>THERMOSTAT                     | FOR FOCUS                             | EA | PART           | <input checked="" type="checkbox"/> Non-Stocked,<br>Lead Time |
|    | 85868       | 85868      | 1010904        | Cornelius | LEVSF MODULE<br>REPLACEMENT KIT         | FOR LEV 3.0 / 4.5<br>VALVE            | EA | PART           | <input type="checkbox"/>                                      |
|    | 85868001    |            | 1008646        | Cornelius | FFV MODULE KIT,<br>SUREFILL             | FOR FFV VALVE                         | EA | PART           | <input checked="" type="checkbox"/> Non-Stocked,<br>Lead Time |
|    | 859000142   |            | 1030258        | Cornelius | LEVER, WATER<br>WITH EXTENSION,<br>UF1  | FOR ILLUMINATED<br>VALVE              | EA | PART           | <input checked="" type="checkbox"/> Non-Stocked,<br>Lead Time |
|   | 85PS165C99  | 85PS165C99 | 2618889        | Cornelius | START CAPACITOR,<br>SMART               | RESISTOR, 161 193<br>/ 165. FOR QUEST | EA | PART           | <input type="checkbox"/>                                      |
|   | 86431001    |            | 1001463        | Cornelius | KIT, SWITCH,<br>REPLACEMENT             | FOR OMEGA / D80<br>/ VANGUARD 245     | EA | PART           | <input checked="" type="checkbox"/> Non-Stocked,<br>Lead Time |
|   | 86459100    |            | 1032302        | Cornelius | PAN, DRIP,<br>WLDMT,<br>McDONALDS       | FOR 4-FLV REMOTE<br>TOWER             | EA | Drip Tray      | <input checked="" type="checkbox"/> Non-Stocked,<br>Lead Time |
|  | 86512001    |            | 1003918        | Cornelius | NOZZLE, VALVE,<br>REWORK, OM 6/2/2      | FOR FFV VALVE                         | EA | PART           | <input checked="" type="checkbox"/> Non-Stocked,<br>Lead Time |







| Picture  | Vendor Item | GIS Item  | Alternate Item | Vendor    | Item Description 01                         | Item Description 02 | UM | Classification   | NS                                  |                           |
|--|-------------|-----------|----------------|-----------|---|---------------------|----|------------------|-------------------------------------|---------------------------|
|   | 8705130     |           | 1012541        | Cornelius | FITTING, A, BR,<br>3/4" MPT x 3/8" Bb       |                     | EA | Fitting, General | <input checked="" type="checkbox"/> | Non-Stocked,<br>Lead Time |
|   | 8736        |           | 1010210        | Cornelius | TUBE ASSEMBLY, T<br>375, PUMP TO<br>BOOSTER |                     | EA | PART             | <input checked="" type="checkbox"/> | Non-Stocked,<br>Lead Time |
|   | 8737        |           | 1000423        | Cornelius | FITTING, A, BR,<br>3/8" Bb x 1/2" MPT       |                     | EA | Fitting, General | <input checked="" type="checkbox"/> | Non-Stocked,<br>Lead Time |
|   | 8815        |           | 1003928        | Cornelius | WATER<br>REGULATOR, 55<br>PSI, EB86         |                     | EA | PART             | <input checked="" type="checkbox"/> | Non-Stocked,<br>Lead Time |
|   | 8871        |           | 1009755        | Cornelius | FITTING, A, BR,<br>1/2" Bb x 1/2" MPT       |                     | EA | Fitting, General | <input checked="" type="checkbox"/> | Non-Stocked,<br>Lead Time |
|    | 890017602   | 890017602 | 2623773        | Cornelius | WASHER SEAL CO2<br>REGULATOR                |                     | EA | PART             | <input type="checkbox"/>            |                           |
|   | 890122502   |           | 2534706        | Cornelius | TUBE, PUMP TO<br>LARGE RESERVE<br>TANK      |                     | EA | PART             | <input checked="" type="checkbox"/> | Non-Stocked,<br>Lead Time |
|  | 890217303   |           | 2595642        | Cornelius | HOUSING, FOAMED                             | FOR IMPULSE         | EA | PART             | <input checked="" type="checkbox"/> | Non-Stocked,<br>Lead Time |
|  | 890219140   |           | 2502252        | Cornelius | LENS, LIGHTED,<br>PEPSI GRAPHIC<br>IMPRINT  | FOR IMPULSE         | EA | PART             | <input checked="" type="checkbox"/> | Non-Stocked,<br>Lead Time |
|  | 890231517   |           | 2568480        | Cornelius | HOUSING,<br>MERCHANDISER                    | FOR OLYMPUS         | EA | PART             | <input checked="" type="checkbox"/> | Non-Stocked,<br>Lead Time |













| Picture  | Vendor Item | GIS Item | Alternate Item | Vendor    | Item Description 01            | Item Description 02 | UM | Classification | NS                                  |                           |
|--|-------------|----------|----------------|-----------|--------------------------------|---------------------|----|----------------|-------------------------------------|---------------------------|
|    | 890414101   |          | 1044565        | Cornelius | MOTOR, FAN                     | FOR FOCUS           | EA | Motor          | <input checked="" type="checkbox"/> | Non-Stocked,<br>Lead Time |
|    | 890415202   |          | 1044572        | Cornelius | COMPRESSOR                     | FOR FOCUS           | EA | Compressor     | <input checked="" type="checkbox"/> | Non-Stocked,<br>Lead Time |
|    | 890415702   |          | 1044570        | Cornelius | THERMOSTAT                     | FOR FOCUS           | EA | PART           | <input checked="" type="checkbox"/> | Non-Stocked,<br>Lead Time |
|    | 890415705   |          | 1060443        | Cornelius | OVERLOAD,<br>COMPRESSOR        | FOR FOCUS           | EA | PART           | <input checked="" type="checkbox"/> | Non-Stocked,<br>Lead Time |
|    | 890416713   |          | 1044590        | Cornelius | VALVE ASSEMBLY                 | FOR FOCUS           | EA | PART           | <input checked="" type="checkbox"/> | Non-Stocked,<br>Lead Time |
|    | 890417617   |          | 1044557        | Cornelius | GASKET, DOOR                   | FOR FOCUS           | EA | PART           | <input checked="" type="checkbox"/> | Non-Stocked,<br>Lead Time |
|   | 890417625   |          | 2529802        | Cornelius | CLIP, PLASTIC,<br>MERCHANDISER | FOR FOCUS           | EA | Hardware       | <input checked="" type="checkbox"/> | Non-Stocked,<br>Lead Time |
|  | 890527612   |          | 2579512        | Cornelius | MANIFOLD, BLOCK                | FOR IMPULSE         | EA | PART           | <input checked="" type="checkbox"/> | Non-Stocked,<br>Lead Time |
|  | 890534828   |          | 2607158        | Cornelius | LED KIT, TITAN                 | FOR BLU CE D        | EA | PART           | <input checked="" type="checkbox"/> | Non-Stocked,<br>Lead Time |
|  | 890534851   |          | 2619416        | Cornelius | PROBE, CARB TANK               | FOR BLU CE          | EA | Probe          | <input checked="" type="checkbox"/> | Non-Stocked,<br>Lead Time |

| Picture  | Vendor Item | GIS Item | Alternate Item | Vendor    | Item Description 01                  | Item Description 02     | UM | Classification   | NS                                  |                        |
|--|-------------|----------|----------------|-----------|--------------------------------------|-------------------------|----|------------------|-------------------------------------|------------------------|
|   | 890544811   |          | 2619023        | Cornelius | SWITCH, WATER PROOF                  | FOR BLU CE              | EA | PART             | <input checked="" type="checkbox"/> | Non-Stocked, Lead Time |
|   | 8987        |          | 1002332        | Cornelius | SCREW, ST, 3", BLACK                 |                         | EA | Hardware         | <input checked="" type="checkbox"/> | Non-Stocked, Lead Time |
|    | 899202019   |          | 2617004        | Cornelius | MOTOR ASSEMBLY, FAN, EBM 230/50      | FOR VANGUARD 50HZ       | EA | Motor            | <input checked="" type="checkbox"/> | Non-Stocked, Lead Time |
|   | 9005        |          | 1038655        | Cornelius | FITTING, L, SS, 3/8" Bb (2) STANDARD |                         | EA | Fitting, General | <input checked="" type="checkbox"/> | Non-Stocked, Lead Time |
|   | 9027        |          | 1038653        | Cornelius | FITTING, PLUG, SS, 1/4" Bb           |                         | EA | Fitting, General | <input checked="" type="checkbox"/> | Non-Stocked, Lead Time |
|    | 90432       |          | 1041278        | Cornelius | WARNING LABEL: DISCONNECT POWER      | BEFORE SERVICING HEATER | EA | Label            | <input checked="" type="checkbox"/> | Non-Stocked, Lead Time |
|  | 9051        |          | 1038658        | Cornelius | FITTING, UB, SS, 1/4" Bb (3)         |                         | EA | Fitting, General | <input checked="" type="checkbox"/> | Non-Stocked, Lead Time |
|  | 9079        |          | 1038654        | Cornelius | FITTING, T, SS, 1/2" Bb (3) STANDARD |                         | EA | Fitting, General | <input checked="" type="checkbox"/> | Non-Stocked, Lead Time |
|  | 90862       |          | 2613743        | Cornelius | LABEL, SYRUP, GENERIC, "S1"          |                         | EA | Label            | <input checked="" type="checkbox"/> | Non-Stocked, Lead Time |
|  | 90863       |          | 2613760        | Cornelius | LABEL, SYRUP, GENERIC, "S2"          |                         | EA | Label            | <input checked="" type="checkbox"/> | Non-Stocked, Lead Time |

| Picture  | Vendor Item   | GIS Item | Alternate Item | Vendor    | Item Description 01               | Item Description 02 | UM | Classification   | NS                                  |                        |
|--|---------------|----------|----------------|-----------|-----------------------------------|---------------------|----|------------------|-------------------------------------|------------------------|
|    | 90865         |          | 2613758        | Cornelius | LABEL, SYRUP, GENERIC, "S4"       |                     | EA | Label            | <input checked="" type="checkbox"/> | Non-Stocked, Lead Time |
|    | 910000793     |          | 2618623        | Cornelius | PLASTIC CARBONATOR FITTING, WATER | FOR JUMP UNIT       | EA | Fitting, General | <input checked="" type="checkbox"/> | Non-Stocked, Lead Time |
|    | 910000806     |          | 2618628        | Cornelius | RELAY                             | FOR JUMP UNIT       | EA | PART             | <input checked="" type="checkbox"/> | Non-Stocked, Lead Time |
|    | 910000853-001 |          | 2618627        | Cornelius | CONTROL BOARD, PCB                | FOR JUMP UNIT       | EA | Control Board    | <input checked="" type="checkbox"/> | Non-Stocked, Lead Time |
|    | 910001036     |          | 2618624        | Cornelius | PLASTIC CARBONATOR FITTING, CARB  | FOR JUMP UNIT       | EA | Fitting, General | <input checked="" type="checkbox"/> | Non-Stocked, Lead Time |
|    | 910001305     |          | 2618891        | Cornelius | LEG, PLASTIC                      | FOR JUMP 2.0 UNIT   | EA | Leg Set          | <input checked="" type="checkbox"/> | Non-Stocked, Lead Time |
|   | 910001383     |          | 2618482        | Cornelius | MOTOR, FAN, CONDENSER             | FOR JUMP UNIT       | EA | Motor            | <input checked="" type="checkbox"/> | Non-Stocked, Lead Time |
|  | 910001384     |          | 2618486        | Cornelius | MOTOR, AGITATOR, HIMSUN           | FOR JUMP UNIT       | EA | Motor            | <input checked="" type="checkbox"/> | Non-Stocked, Lead Time |
|  | 910001386     |          | 2618626        | Cornelius | COMPRESSOR                        | FOR JUMP UNIT       | EA | Compressor       | <input checked="" type="checkbox"/> | Non-Stocked, Lead Time |
|  | 910001388     |          | 2618483        | Cornelius | PUMP, AQUATEC                     | FOR JUMP UNIT       | EA | Motor            | <input checked="" type="checkbox"/> | Non-Stocked, Lead Time |

| Picture   | Vendor Item | GIS Item | Alternate Item | Vendor    | Item Description 01                | Item Description 02 | UM | Classification   | NS                                  |                           |
|---|-------------|----------|----------------|-----------|------------------------------------|---------------------|----|------------------|-------------------------------------|---------------------------|
|    | 910001390   |          | 2618484        | Cornelius | TRANSFORMER                        | FOR JUMP UNIT       | EA | Transformer      | <input checked="" type="checkbox"/> | Non-Stocked,<br>Lead Time |
|    | 910001558   |          | 2618620        | Cornelius | FITTING, ELBOW,<br>DRAIN           | FOR JUMP UNIT       | EA | Fitting, General | <input checked="" type="checkbox"/> | Non-Stocked,<br>Lead Time |
|    | 910001591   |          | 2619127        | Cornelius | MOTOR ASSEMBLY,<br>AGITATOR        | FOR JUMP 2.0 UNIT   | EA | Motor            | <input checked="" type="checkbox"/> | Non-Stocked,<br>Lead Time |
|    | 910001656   |          | 2618622        | Cornelius | ICE PROBE<br>ASSEMBLY W/<br>HARNES | FOR JUMP UNIT       | EA | PART             | <input checked="" type="checkbox"/> | Non-Stocked,<br>Lead Time |
|    | 910001887   |          | 2618485        | Cornelius | PANEL, SPLASH                      | FOR JUMP UNIT       | EA | Splash Panel     | <input checked="" type="checkbox"/> | Non-Stocked,<br>Lead Time |
|    | 910001888   |          | 2618489        | Cornelius | DRIP TRAY                          | FOR JUMP UNIT       | EA | Drip Tray        | <input checked="" type="checkbox"/> | Non-Stocked,<br>Lead Time |
|   | 910001908   |          | 2618621        | Cornelius | LED STRIP, 3-PACK                  | FOR JUMP UNIT       | EA | PART             | <input checked="" type="checkbox"/> | Non-Stocked,<br>Lead Time |
|  | 910002699   |          | 2619083        | Cornelius | DIFFUSER                           | FOR JUMP 2.0 UNIT   | EA | PART             | <input checked="" type="checkbox"/> | Non-Stocked,<br>Lead Time |
|  | 910002769   |          | 2618488        | Cornelius | MERCHANDISER<br>ASSEMBLY, BUBLY    | FOR JUMP 2.0 UNIT   | EA | Merchandiser     | <input checked="" type="checkbox"/> | Non-Stocked,<br>Lead Time |
|  | 910002796   |          | 2618491        | Cornelius | FRONT HOUSING<br>ASSEMBLY          | FOR JUMP UNIT       | EA | PART             | <input checked="" type="checkbox"/> | Non-Stocked,<br>Lead Time |

| Picture  | Vendor Item | GIS Item  | Alternate Item | Vendor    | Item Description 01                     | Item Description 02                | UM | Classification | NS                                  |                        |
|--|-------------|-----------|----------------|-----------|---|------------------------------------|----|----------------|-------------------------------------|------------------------|
|    | 910002797   |           | 2618625        | Cornelius | CARB TANK LEVEL PROBE ASSEMBLY          | FOR JUMP UNIT                      | EA | PART           | <input checked="" type="checkbox"/> | Non-Stocked, Lead Time |
|    | 91035       | 91035     | 1014778        | Cornelius | LABEL, PUSH FOR ICE                     | FOR ALL DF-EDXXX MODELS            | EA | Label          | <input type="checkbox"/>            |                        |
|    | 910618049   |           | 2529800        | Cornelius | DRIP TRAY                               | FOR FOCUS                          | EA | Drip Tray      | <input checked="" type="checkbox"/> | Non-Stocked, Lead Time |
|    | 910618050   |           | 2529801        | Cornelius | CUP REST                                | FOR FOCUS                          | EA | Cup Rest       | <input checked="" type="checkbox"/> | Non-Stocked, Lead Time |
|   | 9107        |           | 1026553        | Cornelius | TIE CABLE, 7", BLACK                    | FOR ED2XX                          | EA | Clamp or Tie   | <input checked="" type="checkbox"/> | Non-Stocked, Lead Time |
|    | 910705025   |           | 2502244        | Cornelius | REGULATOR ASSEMBLY, 2 X 60PSI           | MODIFIED FOR VENTING. FOR VIPER E2 | EA | Regulator      | <input checked="" type="checkbox"/> | Non-Stocked, Lead Time |
|   | 910705026   | 910705026 | 2529478        | Cornelius | REGULATOR, PRESSURE, 1X30PSI            | FOR VIPER E2-3                     | EA | Regulator      | <input type="checkbox"/>            |                        |
|  | 910705027   |           | 2502245        | Cornelius | REGULATOR ASSEMBLY, 3 X 30PSI, MODIFIED | FOR VENTING. FOR VIPER E3          | EA | Regulator      | <input checked="" type="checkbox"/> | Non-Stocked, Lead Time |
|  | 91776       |           | 1026575        | Cornelius | LABEL: "CAUTION. HAZARDOUS MOVING       | PART". FOR IDC255 PFG              | EA | Label          | <input checked="" type="checkbox"/> | Non-Stocked, Lead Time |
|  | 91800       |           | 1010310        | Cornelius | GRAPHIC, GENERIC, MERCHANDISER          | FOR DF-ED2XX DUAL MERCHANDISER     | EA | Graphic        | <input checked="" type="checkbox"/> | Non-Stocked, Lead Time |

| Picture   | Vendor Item | GIS Item | Alternate Item | Vendor    | Item Description 01                 | Item Description 02             | UM | Classification | NS                                  |
|---|-------------|----------|----------------|-----------|-------------------------------------|---------------------------------|----|----------------|-------------------------------------|
|    | 91956       |          | 2572377        | Cornelius | LABEL, DANGER:<br>ELECTRIC SHOCK    |                                 | EA | Label          | <input checked="" type="checkbox"/> |
|    | 91957       |          | 1038490        | Cornelius | LABEL, WARNING<br>DIS BEFORE CLEAN  | FOR ALL ED AND<br>IDC MODELS    | EA | Decal          | <input checked="" type="checkbox"/> |
|    | 91973       | 91973    | 1014791        | Cornelius | GRAPHIC, PEPSI                      | FOR ED150                       | EA | Graphic        | <input type="checkbox"/>            |
|    | 91974       | 91974    | 1008324        | Cornelius | DECAL, SIDE, PEPSI                  | FOR ED150/150-<br>8/175/200/300 | EA | Decal          | <input type="checkbox"/>            |
|    | 92040       | 92040    | 1009897        | Cornelius | GRAPHIC, GENERIC                    | FOR ED150                       | EA | Graphic        | <input type="checkbox"/>            |
|    | 92046       | 92046    | 1006125        | Cornelius | GRAPHIC, PEPSI                      | FOR ED200                       | EA | Graphic        | <input type="checkbox"/>            |
|   | 92047       | 92047    | 1010564        | Cornelius | GRAPHIC, PEPSI                      | FOR ED250                       | EA | Graphic        | <input type="checkbox"/>            |
|  | 92053       | 92053    | 1005945        | Cornelius | GRAPHIC, PEPSI                      | FOR ED300                       | EA | Graphic        | <input type="checkbox"/>            |
|  | 92064       |          | 1001644        | Cornelius | DECAL, SIDE, PEPSI                  | FOR ED250 /<br>IDC255           | EA | Decal          | <input checked="" type="checkbox"/> |
|  | 92067       |          | 1026598        | Cornelius | LABEL, AGITATION<br>TIMER OPERATING | INSTRUCTIONS                    | EA | Label          | <input checked="" type="checkbox"/> |

Non-Stocked,  
Lead Time

Non-Stocked,  
Lead Time











Non-Stocked,  
Lead Time

Non-Stocked,  
Lead Time

| Picture  | Vendor Item | GIS Item | Alternate Item | Vendor    | Item Description 01                        | Item Description 02      | UM | Classification | NS                                  |                           |
|--|-------------|----------|----------------|-----------|--|--------------------------|----|----------------|-------------------------------------|---------------------------|
|    | 92070       | 92070    | 1005506        | Cornelius | GENERIC GRAPHIC                            | FOR ED300                | EA | Graphic        | <input type="checkbox"/>            |                           |
|    | 92073       |          | 1007950        | Cornelius | GRAPHIC, 7-UP                              | FOR ED300                | EA | Graphic        | <input checked="" type="checkbox"/> | Non-Stocked,<br>Lead Time |
|    | 92079       | 92079    | 1007907        | Cornelius | GENERIC GRAPHIC                            | FOR ED200                | EA | Graphic        | <input type="checkbox"/>            |                           |
|    | 92080       |          | 1009398        | Cornelius | GRAPHIC, GENERIC<br>DOM                    | FOR ED250                | EA | Graphic        | <input checked="" type="checkbox"/> | Non-Stocked,<br>Lead Time |
|    | 92085       |          | 1007418        | Cornelius | GRAPHIC, 7-UP<br>DOM                       | FOR ED200                | EA | Graphic        | <input checked="" type="checkbox"/> | Non-Stocked,<br>Lead Time |
|    | 92086       |          | 1009815        | Cornelius | GRAPHIC, 7-UP<br>DOM                       | FOR ED250                | EA | Graphic        | <input checked="" type="checkbox"/> | Non-Stocked,<br>Lead Time |
|   | 92165       |          | 1002657        | Cornelius | MEDALLION, COCA-<br>COLA, 12"<br>DIAMETER  | FOR DF150 / DF-<br>ED2XX | EA | PART           | <input checked="" type="checkbox"/> | Non-Stocked,<br>Lead Time |
|  | 92171       |          | 1001597        | Cornelius | MEDALLION<br>ASSEMBLY, COCA-<br>COLA       | FOR DF150                | EA | PART           | <input checked="" type="checkbox"/> | Non-Stocked,<br>Lead Time |
|  | 92246       |          | 2613757        | Cornelius | LABEL, WARNING<br>AGITATOR MOVING          |                          | EA | Label          | <input checked="" type="checkbox"/> | Non-Stocked,<br>Lead Time |
|  | 92332       |          | 2613613        | Cornelius | LABEL, NOTICE:<br>HELP LINE<br>TELEPHONE # | FOR EDXXX                | EA | Label          | <input checked="" type="checkbox"/> | Non-Stocked,<br>Lead Time |

| Picture  | Vendor Item | GIS Item | Alternate Item | Vendor    | Item Description 01                      | Item Description 02                   | UM | Classification | NS                                  |                        |
|--|-------------|----------|----------------|-----------|--|---------------------------------------|----|----------------|-------------------------------------|------------------------|
|    | 92362       |          | 2615289        | Cornelius | LABEL, SERVICE MOTOR                     | FOR ED-DF2XX                          | EA | Label          | <input checked="" type="checkbox"/> | Non-Stocked, Lead Time |
|    | 92363       |          | 2615172        | Cornelius | LABEL, SERVICE MOTOR INSTRUCTIONS        | FOR ED-DFXXX                          | EA | Label          | <input checked="" type="checkbox"/> | Non-Stocked, Lead Time |
|    | 940061000   |          | 1003897        | Cornelius | TUBING, INSULATION, 1/2" X 1/4", 350 FT  |                                       | EA | PART           | <input checked="" type="checkbox"/> | Non-Stocked, Lead Time |
|    | 940063000   |          | 1001372        | Cornelius | TUBING, INSULATION, 5/8"ID X 1/4"WI      | BLACK, 1575 FT (CARTON QTY)           | EA | PART           | <input checked="" type="checkbox"/> | Non-Stocked, Lead Time |
|    | 960002000   |          | 1000340        | Cornelius | TAPE # 2, 3/8" WIDE X 165' ROLL          |                                       | EA | PART           | <input checked="" type="checkbox"/> | Non-Stocked, Lead Time |
|    | 9649        |          | 2623259        | Cornelius | WASHER, FLAT, SLITTED, COMPRESSOR        | MOUNT. FOR QUEST E2-4 / QUEST 2-4-NT  | EA | Hardware       | <input checked="" type="checkbox"/> | Non-Stocked, Lead Time |
|   | 9660910     |          | 1003987        | Cornelius | SOLENOID VALVE, 11 REFRIG                | FOR QUANTUM 1-2-3-4                   | EA | Hot Gas Valve  | <input checked="" type="checkbox"/> | Non-Stocked, Lead Time |
|  | 978655      | 978655   |                | Cornelius | FAN BLADE, 5-PETALS (OBS)                | SHOWS (2) IN STOCK. FOR IACS50        | EA | Fan Blade      | <input type="checkbox"/>            |                        |
|  | 99250       |          | 2555616        | Cornelius | CAP, RED, 3/8" FITTING, FOR SHURFLO PUMP | FOR IDC2XX / CB1522 / CB1722 / CB2323 | EA | PART           | <input checked="" type="checkbox"/> | Non-Stocked, Lead Time |
|  | 99250CAP    |          | 2555616        | Cornelius | CAP, RED, 3/8" FITTING, FOR SHURFLO PUMP | FOR IDC2XX / CB1522 / CB1722 / CB2323 | EA | PART           | <input checked="" type="checkbox"/> | Non-Stocked, Lead Time |



| Picture  | Vendor Item | GIS Item | Alternate Item | Vendor    | Item Description 01                | Item Description 02                | UM | Classification | NS                                  |
|--|-------------|----------|----------------|-----------|------------------------------------|------------------------------------|----|----------------|-------------------------------------|
|   | 99375CAP    |          | 2555615        | Cornelius | CAP, RED, 1/4" FITTING             | FOR SHURFLO PUMP                   | EA | PART           | <input checked="" type="checkbox"/> |
|    | A0423       | A0423    | 1009563        | Cornelius | RETAINING CLIP (PIN), FOR IMPELLER | FOR EJ1 / JS7 / JT20 / JT30        | EA | Hardware       | <input type="checkbox"/>            |
|    | A1620       | A1620    | 1006379        | Cornelius | FOAMY PRODUCT CIRCULATOR (OBS)     | * REPLACED BY OEM # S6737          | EA | PART           | <input type="checkbox"/>            |
|    | A1753       | A1753    | 1001982        | Cornelius | SPRAY DRIVE MOTOR ASSEMBLY (OBS)   | FOR JT20/JT30. SHOWS (1) ON TRUCK. | EA | Motor          | <input type="checkbox"/>            |
|    | A2011       |          | 1001392        | Cornelius | FILTER, SIDE PANEL                 | FOR JT20 / JT30                    | EA | Air Filter     | <input checked="" type="checkbox"/> |
|   | A2084       | A2084    |                | Cornelius | OVERLOAD (OBS)                     | SHOWS (1) IN STOCK.                | EA | PART           | <input type="checkbox"/>            |
|   | A2086       | A2086    |                | Cornelius | COMPR RELAY DOM, FOR JT30 (OBS)    | SHOWS (1) IN STOCK.                | EA | PART           | <input type="checkbox"/>            |
|  | A2549       | A2549    | 1010671        | Cornelius | IMPELLA SUPPORT PIN W/ CLIP        | FOR EJ1 / JS7 / JT20 / JT30 / J15  | EA | PART           | <input type="checkbox"/>            |
|  | A2553       |          | 1029230        | Cornelius | FAN BLADE, 5-PETALS                | FOR JT20 / J15                     | EA | Fan Blade      | <input checked="" type="checkbox"/> |
|  | A2753       | A2753    |                | Cornelius | WHIPR MTR HI-SPD JWS (OBS)         | SHOWS (6) IN STOCK.                | EA | Motor          | <input type="checkbox"/>            |











Non-Stocked, Lead Time











Non-Stocked, Lead Time

Non-Stocked, Lead Time

| Picture  | Vendor Item | GIS Item | Alternate Item | Vendor    | Item Description 01                      | Item Description 02                  | UM | Classification | NS                                  |                        |
|--|-------------|----------|----------------|-----------|--|--------------------------------------|----|----------------|-------------------------------------|------------------------|
|    | A2754       |          | 1003127        | Cornelius | SWITCH, WHIPPER MOTOR                    | FOR JT20 / JT30                      | EA | PART           | <input checked="" type="checkbox"/> | Non-Stocked, Lead Time |
|    | A2962       |          | 1001471        | Cornelius | LEG KIT EXTENSION                        | FOR JT20 / JT30                      | EA | Leg Set        | <input checked="" type="checkbox"/> | Non-Stocked, Lead Time |
|    | A3058       | A3058    | 1004260        | Cornelius | IMPELLER W/<br>SUPPORT PIN<br>(120/60HZ- | FOR EJ1 / JS7 /<br>JT20 / JT30       | EA | PART           | <input type="checkbox"/>            |                        |
|    | A3192       |          | 1001730        | Cornelius | IMPELLER W/<br>SUPPORT PIN<br>(230/50HZ) | FOR J15 / JS7 /<br>JT20 / JT30 / EJ1 | EA | PART           | <input checked="" type="checkbox"/> | Non-Stocked, Lead Time |
|    | A4188       |          | 1007355        | Cornelius | FILTER, BACK PANEL                       | FOR JS7                              | EA | Air Filter     | <input checked="" type="checkbox"/> | Non-Stocked, Lead Time |
|    | A5810       |          | 1007643        | Cornelius | ROCKER SWITCH<br>HCL30                   | FOR IDC255 /<br>IDC255 PFG           | EA | PART           | <input checked="" type="checkbox"/> | Non-Stocked, Lead Time |
|   | A6832       |          | 2619897        | CORNELIUS | PANEL, FRONT,<br>EXTENSION               |                                      | EA | PART           | <input checked="" type="checkbox"/> | Non-Stocked, Lead Time |
|  | A7288       |          | 1002823        | Cornelius | PANEL, FRONT, LH,<br>WHITE               | FOR EJ1 / J15                        | EA | PART           | <input checked="" type="checkbox"/> | Non-Stocked, Lead Time |
|  | A7291       |          | 1005222        | Cornelius | PANEL, BACK,<br>WHITE                    | FOR EJ1 / J15                        | EA | PART           | <input checked="" type="checkbox"/> | Non-Stocked, Lead Time |
|  | A7296       |          | 1004045        | Cornelius | DRIP TRAY (USED<br>BELOW SN #<br>315270) | FOR JS7 / JT20 /<br>JT30             | EA | Drip Tray      | <input checked="" type="checkbox"/> | Non-Stocked, Lead Time |

| Picture  | Vendor Item | GIS Item | Alternate Item | Vendor    | Item Description 01               | Item Description 02                         | UM | Classification | NS                                  |                           |
|--|-------------|----------|----------------|-----------|-----------------------------------|---|----|----------------|-------------------------------------|---------------------------|
|    | A7304       |          | 1002747        | Cornelius | PANEL, SIDE, WHITE                | FOR EJ1 / J15                               | EA | PART           | <input checked="" type="checkbox"/> | Non-Stocked,<br>Lead Time |
|    | A7310       |          | 1001836        | Cornelius | DRIP TRAY ASSEMBLY, WHITE, LARGE  | * USED BELOW SN # 315270. FOR JS7/JT20/JT30 | EA | Drip Tray      | <input checked="" type="checkbox"/> | Non-Stocked,<br>Lead Time |
|    | A7315       |          | 1000969        | Cornelius | BACK PANEL                        | FOR JS7                                     | EA | PART           | <input checked="" type="checkbox"/> | Non-Stocked,<br>Lead Time |
|    | A7319       |          | 1007579        | Cornelius | BACK PANEL ASSEMBLY, WHITE        | FOR JT20 / JT30                             | EA | PART           | <input checked="" type="checkbox"/> | Non-Stocked,<br>Lead Time |
|    | A7342       |          | 1003576        | Cornelius | DRIP TRAY COVER, WHITE (CUP REST) | FOR EJ1 / J15                               | EA | Cup Rest       | <input checked="" type="checkbox"/> | Non-Stocked,<br>Lead Time |
|    | A7343       |          | 1001482        | Cornelius | DRIP TRAY, WHITE                  | FOR EJ1 / J15                               | EA | Drip Tray      | <input checked="" type="checkbox"/> | Non-Stocked,<br>Lead Time |
|   | A7977       | A7977    | 1004217        | Cornelius | EJ1 TALL CUP DRIP TRAY KIT (OBS)  | FOR EJ1                                     | EA | Drip Tray      | <input type="checkbox"/>            |                           |
|  | A8359       | A8359    | 1014841        | Cornelius | COMPRESSOR, 1/5HP, TECUMSEH       | FOR JT20                                    | EA | Compressor     | <input type="checkbox"/>            |                           |
|  | A8362       |          | 1003359        | Cornelius | COMPRESSOR KIT, 120V/60HZ         | FOR J15                                     | EA | Compressor     | <input checked="" type="checkbox"/> | Non-Stocked,<br>Lead Time |
|  | B-1256      | B-1256   | 2537723        | Cornelius | REPAIR KIT GLASS FILLER           |   | EA | PART           | <input type="checkbox"/>            |                           |

| Picture   | Vendor Item    | GIS Item | Alternate Item | Vendor    | Item Description 01                       | Item Description 02                 | UM | Classification | NS                                  |                           |
|---|----------------|----------|----------------|-----------|---|-------------------------------------|----|----------------|-------------------------------------|---------------------------|
|    | CA-4-BR-K      | 1044478  | 1044478        | Cornelius | CASTER KIT W/<br>BRAKE                    | FOR FOGEL VR26                      | EA | Leg Set        | <input type="checkbox"/>            |                           |
|    | CA-4-K         | 1044476  | 1044476        | Cornelius | CASTER KIT W/O<br>BRAKE (OBS)             | SHOWS (8) IN<br>STOCK.              | EA | Leg Set        | <input type="checkbox"/>            |                           |
|    | CD-1600-03     |          | 1044267        | Cornelius | TUBE, DRIP TRAY<br>DRAIN, 1" ID, 100'     | FOR ED300 / FF /<br>IDC2XX          | EA | Tubing, Drain  | <input checked="" type="checkbox"/> | Non-Stocked,<br>Lead Time |
|    | CIM025D02      |          | 2614400        | Cornelius | SPRING, SOLENOID,<br>SYRUP, PRISM         | FOR PRISM VALVE                     | EA | PART           | <input checked="" type="checkbox"/> | Non-Stocked,<br>Lead Time |
|    | CL-51-SS-E     | 1033450  | 1033450        | Cornelius | SHELF CLIPS (FOGEL<br>/ VR)               | FOR FOGEL VR10,<br>VR12, VR26, VR45 | EA | Hardware       | <input type="checkbox"/>            |                           |
|    | CO-272         |          | 1034931        | Cornelius | CONDENSER<br>ASSEMBLY, CO-272,<br>FOGEL   | FOR FOGEL<br>MODELS                 | EA | Condenser      | <input checked="" type="checkbox"/> | Non-Stocked,<br>Lead Time |
|   | CT-35-2-D      | 1033218  | 1033218        | Cornelius | THERMOSTAT,<br>FOGEL (OBS)                | * REPLACED BY<br>OEM # CT-35-D      | EA | PART           | <input type="checkbox"/>            |                           |
|  | CT-35-D        |          |                | Cornelius | THERMOSTAT,<br>FOGEL                      | FOR FOGEL MODEL                     | EA | PART           | <input checked="" type="checkbox"/> | Non-Stocked,<br>Lead Time |
|  | EL-675-E       | 1033225  | 1033225        | Cornelius | BALLAST, FOGEL,<br>10/12 VR10/12<br>(OBS) | * SEE PART # OT-EL-<br>675-E-M      | EA | PART           | <input type="checkbox"/>            |                           |
|  | FA-28-E-0396-K |          | 2623730        | Cornelius | FAN MOTOR,<br>BLADE, AND<br>CONNECTORS    | FOR FOGEL                           | EA | Motor          | <input checked="" type="checkbox"/> | Non-Stocked,<br>Lead Time |

| Picture  | Vendor Item       | GIS Item  | Alternate Item | Vendor    | Item Description 01                         | Item Description 02                       | UM | Classification      | NS  |
|--|-------------------|-----------|----------------|-----------|---|---|----|---------------------|---|
|    | FFU130HAX         | 1034904   | 1034904        | Cornelius | COMPRESSOR,<br>1/3HP, R134A,<br>FOGEL       | FOR COR23VM,<br>COR35VMSD,<br>COR49RRBMD, | EA | Compressor          | <input type="checkbox"/>                                      |
|    | JOK44             |           | 1000500        | Cornelius | VALVE, AIR, 1/4"<br>MPT x 1/4"FI            |   | EA | Fitting, General    | <input checked="" type="checkbox"/> Non-Stocked,<br>Lead Time |
|    | K1017             |           | 1005752        | Cornelius | SWITCH, PRESSURE                            | FOR MAXIE-AIRE<br>AIR COMPRESSOR          | EA | PART                | <input checked="" type="checkbox"/> Non-Stocked,<br>Lead Time |
|    | K90-07            |           | 2616061        | Cornelius | OVERLOAD KIT,<br>COMPRESSOR                 | FOR QUEST ELITE<br>MODELS                 | EA | PART                | <input checked="" type="checkbox"/> Non-Stocked,<br>Lead Time |
|    | LBJ0602141        |           | 1032204        | Cornelius | TORSION SPRING<br>CLAMP, 19/64"             | FOR<br>FLAVORFUSION /<br>FLAVOR OVERLOAD  | EA | Clamp or Tie        | <input checked="" type="checkbox"/> Non-Stocked,<br>Lead Time |
|    | MFLX06402-<br>24  |           | 2623940        | Cornelius | TUBING PUMP A-<br>60-F TYGON, 50'<br>BOX    | 1/4" Diameter.<br>FOR QUEST UNITS         | EA | Tubing,<br>Beverage | <input checked="" type="checkbox"/> Non-Stocked,<br>Lead Time |
|   | OT-EL-675-E-<br>M |           | 2542767        | Cornelius | BALLAST<br>DECK10/12<br>VR10/12 Fgl         | FOR FOGEL<br>VR10/12                      | EA | PART                | <input checked="" type="checkbox"/> Non-Stocked,<br>Lead Time |
|  | PI201210S         | PI201210S | 1038089        | Cornelius | REDUCING UNION<br>3/8" x 5/16", JG          |   | EA | Fitting, General    | <input type="checkbox"/>                                      |
|  | PN0023            |           | 2614399        | Cornelius | CAVITY TUBE,<br>SOLENOID, SYRUP,<br>PRIMARY |   | EA | Hardware            | <input checked="" type="checkbox"/> Non-Stocked,<br>Lead Time |
|  | PN0027            |           | 2614397        | Cornelius | PLUNGER,<br>SOLENOID, SYRUP,<br>PRISM       | FOR PRISM VALVE                           | EA | PART                | <input checked="" type="checkbox"/> Non-Stocked,<br>Lead Time |

| Picture  | Vendor Item | GIS Item | Alternate Item | Vendor    | Item Description 01                             | Item Description 02                  | UM | Classification | NS                                  |                           |
|--|-------------|----------|----------------|-----------|---|--------------------------------------|----|----------------|-------------------------------------|---------------------------|
|    | S1249       |          | 1010020        | Cornelius | CORD, SERVICE,<br>120V, 60HZ                    | FOR EJ1 / JS7 /<br>JT20 / JT30 / J15 | EA | PART           | <input checked="" type="checkbox"/> | Non-Stocked,<br>Lead Time |
|    | S1630       | S1630    | 1007946        | Cornelius | FAN MOTOR, 115V<br>/ 60HZ, 1550 rpm             | FOR EJ1 / JT20 / J15                 | EA | Motor          | <input type="checkbox"/>            |                           |
|    | S1717       | S1717    | 1006334        | Cornelius | GASKET BOWL SEAL                                | FOR EJ1 / J15                        | EA | PART           | <input type="checkbox"/>            |                           |
|    | S1748       |          | 1001882        | Cornelius | IMPELLER,<br>254/258, GRAY,<br>POLYPRO          | FOR EJ1 / JS7 /<br>JT20 / JT30 / TJ3 | EA | PART           | <input checked="" type="checkbox"/> | Non-Stocked,<br>Lead Time |
|    | S2220       |          | 1005048        | Cornelius | RELAY,<br>COMPRESSOR,<br>230V/50HZ,             | FOR EJ1                              | EA | PART           | <input checked="" type="checkbox"/> | Non-Stocked,<br>Lead Time |
|    | S2397       |          | 1007729        | Cornelius | MOTOR, FAN, 06W,<br>220-240V/50-60,<br>1550 RPM | FOR JT20                             | EA | Motor          | <input checked="" type="checkbox"/> | Non-Stocked,<br>Lead Time |
|   | S2721       | S2721    | 1006150        | Cornelius | IMPELLAR ASSY<br>BODY                           | FOR EJ1                              | EA | PART           | <input type="checkbox"/>            |                           |
|  | S2722       | S2722    | 1001652        | Cornelius | TUBE SPRAY                                      | FOR EJ1                              | EA | PART           | <input type="checkbox"/>            |                           |
|  | S2747       |          | 1014878        | Cornelius | TEMPERATURE<br>CONTROL                          | FOR EJ1 / J15                        | EA | PART           | <input checked="" type="checkbox"/> | Non-Stocked,<br>Lead Time |
|  | S2828       |          | 1005512        | Cornelius | OVERLOAD, 120V,<br>60HZ (R12)                   | FOR JT20 / EJ1 / J15                 | EA | PART           | <input checked="" type="checkbox"/> | Non-Stocked,<br>Lead Time |

| Picture  | Vendor Item | GIS Item | Alternate Item | Vendor    | Item Description 01                  | Item Description 02                | UM | Classification | NS                                  |                           |
|--|-------------|----------|----------------|-----------|--------------------------------------|------------------------------------|----|----------------|-------------------------------------|---------------------------|
|   | S2836       |          | 1002776        | Cornelius | PLATE SWITCH,<br>SPRAY               | FOR J15                            | EA | PART           | <input checked="" type="checkbox"/> | Non-Stocked,<br>Lead Time |
|   | S2837       |          | 1009241        | Cornelius | PLATE SWITCH,<br>REFRIG              | FOR J15                            | EA | PART           | <input checked="" type="checkbox"/> | Non-Stocked,<br>Lead Time |
|   | S3004       |          | 1006048        | Cornelius | SWITCH, TOGGLE,<br>ON/OFF            | FOR EJ1 / J15                      | EA | PART           | <input checked="" type="checkbox"/> | Non-Stocked,<br>Lead Time |
|    | S3067       |          | 1010202        | Cornelius | OVERLOAD, 120V,<br>60HZ              | FOR JS7 / JW5 /<br>JW6 / TJ3       | EA | PART           | <input checked="" type="checkbox"/> | Non-Stocked,<br>Lead Time |
|   | S3150       |          | 1006124        | Cornelius | HANDLE PIN<br>ASSEMBLY KIT           | FOR EJ1 / J15                      | EA | PART           | <input checked="" type="checkbox"/> | Non-Stocked,<br>Lead Time |
|    | S3159       |          | 1005952        | Cornelius | LEG SET,<br>REPLACEMENT,<br>PEDESTAL | FOR JS7 / JT20 /<br>JT30           | EA | Leg Set        | <input checked="" type="checkbox"/> | Non-Stocked,<br>Lead Time |
|  | S3170       | S3170    | 1002034        | Cornelius | BOWL GASKET                          | FOR TJ3                            | EA | PART           | <input type="checkbox"/>            |                           |
|  | S3194       | S3194    |                | Cornelius | MOTOR, FAN (OBS)                     | FOR JT30. SHOWS<br>(1) IN STOCK.   | EA | Motor          | <input type="checkbox"/>            |                           |
|  | S3354       | S3354    | 1008106        | Cornelius | BOWL SPOUT<br>CEILING GASKET         | FOR QUEST 2-4-NT<br>(OLDER MODELS) | EA | PART           | <input type="checkbox"/>            |                           |
|  | S3887       |          | 1004753        | Cornelius | RELAY,<br>COMPRESSOR,<br>120V/60HZ   | FOR J15                            | EA | PART           | <input checked="" type="checkbox"/> | Non-Stocked,<br>Lead Time |

| Picture  | Vendor Item | GIS Item | Alternate Item | Vendor    | Item Description 01           | Item Description 02                     | UM | Classification | NS                                  |
|--|-------------|----------|----------------|-----------|-------------------------------|---|----|----------------|-------------------------------------|
|    | S4081       |          | 1009328        | Cornelius | SPRING, CLAMP, 6-PACK         | FOR J15                                 | EA | Clamp or Tie   | <input checked="" type="checkbox"/> |
|    | S4206       | S4206    | 1004227        | Cornelius | PINCH TUBE                    | FOR EJ1 / JS7 / JT20 / JT30 / TJ3 / J15 | EA | PART           | <input type="checkbox"/>            |
|    | S4363       | S4363    | 1003406        | Cornelius | PINCH TUBE SPRING             | FOR EJ1 / JS7 / JT20 / JT30 / J15       | EA | PART           | <input type="checkbox"/>            |
|    | S4381       | S4381    | 1010865        | Cornelius | PUSH HANDLE ASSEMBLY          | FOR EJ1 / JS7 / JT20 / JT30 / J15       | EA | PART           | <input type="checkbox"/>            |
|    | S4495       | S4495    | 1010816        | Cornelius | WHIPPER MOTOR 115V (OBS)      | SHOWS (2) IN STOCK.                     | EA | Motor          | <input type="checkbox"/>            |
|    | S4576       |          | 1010155        | Cornelius | RIVET SPRING RETAINER KIT (6) | FOR EJ1 / J15 / JS7 / JT20 / JT30 / TJ3 | EA | Hardware       | <input checked="" type="checkbox"/> |
|   | S470DVV6F6X |          | 1011315        | Cornelius | VENTED DOUBLE CHECK VALVE     |   | EA | PART           | <input checked="" type="checkbox"/> |
|  | S5847       |          | 1008194        | Cornelius | IMPELLER, MAGNETIC            | FOR J15                                 | EA | PART           | <input checked="" type="checkbox"/> |
|  | S6127       |          | 1001707        | Cornelius | IMPELLER ASSEMBLY, BEIGE      | FOR EJ1 / J15                           | EA | PART           | <input checked="" type="checkbox"/> |
|  | S6129       |          | 1012405        | Cornelius | BOWL, 15-GALLONS              | FOR J15                                 | EA | PART           | <input checked="" type="checkbox"/> |

Non-Stocked,  
Lead Time

Non-Stocked,  
Lead Time

Non-Stocked,  
Lead Time


Non-Stocked,  
Lead Time

Non-Stocked,  
Lead Time

Non-Stocked,  
Lead Time













| Picture   | Vendor Item | GIS Item | Alternate Item | Vendor    | Item Description 01              | Item Description 02                  | UM | Classification | NS                                  |                           |
|---|-------------|----------|----------------|-----------|----------------------------------|--------------------------------------|----|----------------|-------------------------------------|---------------------------|
|    | S6469       |          | 1001751        | Cornelius | HANDLE, PUSH,<br>NON-CUP CONTACT | FOR EJ1                              | EA | PART           | <input checked="" type="checkbox"/> | Non-Stocked,<br>Lead Time |
|     | S6600       | S6600    | 1004233        | Cornelius | BOWL GASKET                      | FOR JS7 / JT20 /<br>JT30             | EA | PART           | <input type="checkbox"/>            |                           |
|     | S6641       |          | 1001750        | Cornelius | SPRAY DRIVE<br>ASSEMBLY          | FOR JS7                              | EA | Motor          | <input checked="" type="checkbox"/> | Non-Stocked,<br>Lead Time |
|     | S6642       | S6642    | 1010619        | Cornelius | SPRAY DRIVE & FAN<br>MOTOR       | FOR JS7                              | EA | Motor          | <input type="checkbox"/>            |                           |
|    | S6657       | S6657    | 1008259        | Cornelius | THERMOSTAT                       | FOR JS7 / JT20 /<br>JT30             | EA | PART           | <input type="checkbox"/>            |                           |
|    | S6670       | S6670    | 1004184        | Cornelius | SPRAY TUBE                       | FOR JS7 / JT20 /<br>JT30             | EA | PART           | <input type="checkbox"/>            |                           |
|   | S6677       | S6677    | 1006444        | Cornelius | PUMP HOUSING<br>ASB              | FOR JS7 / JT20 /<br>JT30             | EA | PART           | <input type="checkbox"/>            |                           |
|  | S6737       | S6737    | 1006367        | Cornelius | PULPY PRODUCT<br>CIRCULATOR      | FOR JS7 / JT20 /<br>JT30 / J15 / TJ3 | EA | PART           | <input type="checkbox"/>            |                           |
|   | S6793       |          | 1010185        | Cornelius | SIDE PANEL<br>ASSEMBLY           | FOR JS7                              | EA | PART           | <input checked="" type="checkbox"/> | Non-Stocked,<br>Lead Time |
|  | S6853       |          | 1003569        | Cornelius | IMPELLER BEARING<br>SCREW        | FOR J15 (OLDER<br>UNITS)             | EA | PART           | <input checked="" type="checkbox"/> | Non-Stocked,<br>Lead Time |

| Picture  | Vendor Item   | GIS Item | Alternate Item | Vendor    | Item Description 01                       | Item Description 02                          | UM | Classification      | NS                                  |                           |
|--|---------------|----------|----------------|-----------|---|--|----|---------------------|-------------------------------------|---------------------------|
|    | S6854         |          | 1010608        | Cornelius | IMPELLER W/<br>BEARING SCREW              | FOR JS7 / JT20 / TJ3                         | EA | PART                | <input checked="" type="checkbox"/> | Non-Stocked,<br>Lead Time |
|    | S7046         |          | 1006189        | Cornelius | PUMP ASSEMBLY                             | FOR JT30 / JS7-<br>W25 / JT20                | EA | PART                | <input checked="" type="checkbox"/> | Non-Stocked,<br>Lead Time |
|    | S7233         |          | 1005465        | Cornelius | FAN MOTOR<br>ASSEMBLY,<br>230V/50-60HZ    | FOR J15                                      | EA | Motor               | <input checked="" type="checkbox"/> | Non-Stocked,<br>Lead Time |
|    | S7289         | S7289    | 1003719        | Cornelius | CONDENSATE<br>DRAIN                       | FOR JS7 / JT20 /<br>JT30                     | EA | PART                | <input type="checkbox"/>            |                           |
|    | S7341002      |          | 1001619        | Cornelius | CUP REST,<br>STANDARD, 7" X<br>5.9"       | FOR JT20 / JS7                               | EA | Cup Rest            | <input checked="" type="checkbox"/> | Non-Stocked,<br>Lead Time |
|    | S7683         |          | 1007458        | Cornelius | PLATE SWITCH<br>WITH HANDLE               | FOR JS7 / JT20 /<br>JT30                     | EA | PART                | <input checked="" type="checkbox"/> | Non-Stocked,<br>Lead Time |
|   | SH-180-HD-FE  | 1038017  | 1038017        | Cornelius | VR26 SHELF<br>(FLAT)180HDFE<br>(NO CLIPS) | FOR FOGEL VR26                               | EA | PART                | <input type="checkbox"/>            |                           |
|  | SH-78-4-HD-FE | 1033241  | 1033241        | Cornelius | FOGEL SHELF SMALL                         |  | EA | PART                | <input type="checkbox"/>            |                           |
|  | V1000777B     |          | 2522306        | Cornelius | TYGON TUBING,<br>5/16" OD X 3/16"<br>ID,  | FOR<br>FLAVORFUSION /<br>FLAVOR OVERLOAD     | EA | Tubing,<br>Beverage | <input checked="" type="checkbox"/> | Non-Stocked,<br>Lead Time |
|  | V1090FS       | V1090FS  | 1011515        | Cornelius | 120V SOLENOID<br>COIL (OBS)               | FOR VITALITY UNIT.<br>SHOWS (1) IN<br>STOCK. | EA | PART                | <input type="checkbox"/>            |                           |

| Picture   | Vendor Item      | GIS Item   | Alternate Item | Vendor        | Item Description 01              | Item Description 02                | UM | Classification          | NS                                  |                        |
|---|------------------|------------|----------------|---------------|----------------------------------|------------------------------------|----|-------------------------|-------------------------------------|------------------------|
|    | V25020           |            | 1012115        | Cornelius     | SCREW, PAN, HD, 4-40 x 1/2"      |                                    | EA | Hardware                | <input checked="" type="checkbox"/> | Non-Stocked, Lead Time |
|    | V25210           |            | 1027544        | Cornelius     | WASHER, SL, A04-0120-0209-025-SS |                                    | EA | Hardware                | <input checked="" type="checkbox"/> | Non-Stocked, Lead Time |
|    | V25248           |            | 1041886        | Cornelius     | FLAT WASHER, #10, SS             | FOR FLAVORFUSION / IDC2XX / IDC255 | EA | Hardware                | <input checked="" type="checkbox"/> | Non-Stocked, Lead Time |
|    | V25304           |            | 1015327        | Cornelius     | NUT, HEX 4-40 S.S. CONS          | FOR ABS 1.0                        | EA | Hardware                | <input checked="" type="checkbox"/> | Non-Stocked, Lead Time |
|     | V700390          | V700390    | 1015824        | Cornelius     | SOLENOID VALVE BODY (OBS)        | SHOWS (1) IN STOCK.                | EA | PART                    | <input type="checkbox"/>            |                        |
|     | V700411          | V700411    |                | Cornelius     | COMPRESSOR, R134A (OBS)          | SHOWS (2) IN STOCK.                | EA | Compressor              | <input type="checkbox"/>            |                        |
|    | WB2-M3-22-001-SS | 2530732    | 2530732        | Cornelius     | WB2-LVTO-01 BOOSTER              | WtrBst/FilterSys 2 Gallon NSF42 SS | EA | Water Filtration System | <input type="checkbox"/>            |                        |
|  | 0055A105C        | 0055A105C  |                | Dispense-Rite | ADJUSTMENT CLIP STAINLESS        |                                    | EA | PART                    | <input type="checkbox"/>            |                        |
|   | 0055ASTL2C       | 0055ASTL2C |                | Dispense-Rite | ADJUSTMENT CLIP BLACK PLASTIC    |                                    | EA | PART                    | <input type="checkbox"/>            |                        |
|   | ADJ-2            | ADJ-2      |                | Dispense-Rite | ADJ-2, IN-COUNTER CUP DISPENSER  | ONE-SIZE-FITS-ALL                  | EA | Cup Dispensing System   | <input type="checkbox"/>            |                        |



| Picture   | Vendor Item | GIS Item   | Alternate Item | Vendor        | Item Description 01                   | Item Description 02                  | UM | Classification        | NS                                  |
|---|-------------|------------|----------------|---------------|---------------------------------------|--------------------------------------|----|-----------------------|-------------------------------------|
|     | ADJ-2F      | ADJ-2F     |                | Dispense-Rite | ADJ-2F, IN-COUNTER FOAM CUP DISPENSER | ONE-SIZE-FITS-ALL                    | EA | Cup Dispensing System | <input type="checkbox"/>            |
|    | ADJ-2M      | ADJ-2M     |                | Dispense-Rite | MOUNTING COLLAR FOR ADJ SERIES        |                                      | EA | PART                  | <input type="checkbox"/>            |
|     | ADJ-3       |            |                | Dispense-Rite | ADJ-3, IN-COUNTER CUP DISPENSER       |                                      | EA | Cup Dispensing System | <input checked="" type="checkbox"/> |
|     | ADL-3       | ADL-3      |                | Dispense-Rite | ADL-3, ANGLED DOME LID DISPENSER      | THREE SECTION                        | EA | Accessory, General    | <input type="checkbox"/>            |
|     | BFL-2       | BFL-2      |                | Dispense-Rite | BFL-2, IN-COUNTER CUP DISPENSER       |                                      | EA | Cup Dispensing System | <input type="checkbox"/>            |
|     | BFL2R-BLK2  | BFL2R-BLK2 |                | Dispense-Rite | BLACK BEZEL BFL-2                     |                                      | EA | PART                  | <input type="checkbox"/>            |
|   | BFL-C-3BT   | BFL-C-3BT  |                | Dispense-Rite | BFL COUNTERTOP CUP DISPENSING CABINET | WITH (3) BFL-2F AND LID & STRAW ORG. | EA | Cup Dispensing System | <input type="checkbox"/>            |
|  | BFL-C-4BT   | BFL-C-4BT  |                | Dispense-Rite | BFL COUNTERTOP CUP DISPENSING CABINET | WITH (4) BFL-2F AND LID & STRAW ORG. | EA | Cup Dispensing System | <input type="checkbox"/>            |
|  | BFL-S-3BT   | BFL-S-3BT  |                | Dispense-Rite | BFL COUNTERTOP CUP DISPENSING CABINET | WITH (3) BFL-2F                      | EA | Cup Dispensing System | <input type="checkbox"/>            |
|  | BFL-S-4BT   | BFL-S-4BT  |                | Dispense-Rite | BFL COUNTERTOP CUP DISPENSING CABINET | WITH (4) BFL-2F                      | EA | Cup Dispensing System | <input type="checkbox"/>            |

Non-Stocked,  
Lead Time

| Picture   | Vendor Item | GIS Item   | Alternate Item | Vendor        | Item Description 01                    | Item Description 02                        | UM | Classification           | NS                       |
|---|-------------|------------|----------------|---------------|--|--|----|--------------------------|--------------------------|
|    | CTC-C-2BT   | CTC-C-2BT  |                | Dispense-Rite | CTC COUNTERTOP CUP DISPENSING CABINET  | W/ (2) ADJ-2F & BUILT-IN LID & STRAW ORG   | EA | Cup Dispensing System    | <input type="checkbox"/> |
|    | CTC-C-3BT   | CTC-C-3BT  |                | Dispense-Rite | CTC COUNTERTOP CUP DISPENSING CABINET  | W/ (3) ADJ-2F & BUILT-IN LID & STRAW ORG   | EA | Cup Dispensing System    | <input type="checkbox"/> |
|    | CTC-C-4LSS  | CTC-C-4LSS |                | Dispense-Rite | CTC COUNTERTOP CUP DISPENSING CABINET  | L/H W/ (4) ADJ-2F BUILT-IN LID & STRAW ORG | EA | Cup Dispensing System    | <input type="checkbox"/> |
|    | CTC-C-4RSS  | CTC-C-4RSS |                | Dispense-Rite | CTC COUNTERTOP CUP DISPENSING CABINET  | R/H W/ (4) ADJ-2F BUILT-IN LID & STRAW ORG | EA | Cup Dispensing System    | <input type="checkbox"/> |
|    | CTC-M-3BT   | CTC-M-3BT  |                | Dispense-Rite | CTC COUNTERTOP CUP DISPENSING CABINET  | W/ (3) ADJ-2F BUILT-IN LID & STRAW ORG     | EA | Cup Dispensing System    | <input type="checkbox"/> |
|    | CTLD-15     | CTLD-15    |                | Dispense-Rite | THREE (3) SECTION CUP & LID ORGANIZER  | ADJUSTABLE, STAINLESS STEEL                | EA | Organizer, Cups-Lids     | <input type="checkbox"/> |
|   | FDL-3       | FDL-3      |                | Dispense-Rite | THREE (3) SECTION DOME LID ORGANIZER   |  | EA | Organizer, General       | <input type="checkbox"/> |
|  | FML-2       | FML-2      |                | Dispense-Rite | TWO (2) SECTION BUILT-IN LID ORGANIZER |  | EA | Organizer, Cups-Lids     | <input type="checkbox"/> |
|  | FMTS-1BT    | FMTS-1BT   |                | Dispense-Rite | BUILT-IN STRAW/ STIRRER ORGANIZER      |  | EA | Organizer, Straw-Stirrer | <input type="checkbox"/> |
|  | FMVL-1      | FMVL-1     |                | Dispense-Rite | BUILT-IN ONE (1) SECTION LID ORGANIZER |  | EA | Organizer, Cups-Lids     | <input type="checkbox"/> |

| Picture  | Vendor Item | GIS Item   | Alternate Item | Vendor        | Item Description 01                | Item Description 02          | UM | Classification        | NS                       |
|--|-------------|------------|----------------|---------------|------------------------------------|------------------------------|----|-----------------------|--------------------------|
|   | NLO-1B      | NLO-1B     |                | Dispense-Rite | COUNTERTOP ORGANIZER W/ REMOVEABLE | DIVIDERS, BLACK POLY         | EA | Organizer, General    | <input type="checkbox"/> |
|   | NLO-CTVL    | NLO-CTVL   |                | Dispense-Rite | COUNTERTOP ORGANIZER, MULTIPURPOSE |                              | EA | Organizer, General    | <input type="checkbox"/> |
|   | NLO-WVL     | NLO-WVL    |                | Dispense-Rite | COUNTERTOP ORGANIZER, MULTIPURPOSE | ATTRACTIVE DESIGN            | EA | Organizer, General    | <input type="checkbox"/> |
|   | NLS-1BT     | NLS-1BT    |                | Dispense-Rite | COUNTERTOP ORGANIZER, NARROW       | MULTIPURPOSE, REMOVEABLE TOP | EA | Organizer, General    | <input type="checkbox"/> |
|    | SLR-2       | SLR-2      |                | Dispense-Rite | SLR IN-COUNTER CUP DISPENSER       |                              | EA | Cup Dispensing System | <input type="checkbox"/> |
|    | SLR-2F      | SLR-2F     |                | Dispense-Rite | SLR IN-COUNTER CUP DISPENSER       |                              | EA | Cup Dispensing System | <input type="checkbox"/> |
|   | SLR-2F-CSD  | SLR-2F-CSD |                | Dispense-Rite | SLR IN-COUNTER CUP DISPENSER       |                              | EA | Cup Dispensing System | <input type="checkbox"/> |
|  | SLR2R-BLK   | SLR2R-BLK  |                | Dispense-Rite | BLACK BEZEL SLR-2F                 |                              | EA | PART                  | <input type="checkbox"/> |
|  | SLRB-2LG    | SLRB-2LG   |                | Dispense-Rite | RUBBER BAFFLE LARGE                |                              | EA | PART                  | <input type="checkbox"/> |
|  | SLRB-2MD    | SLRB-2MD   |                | Dispense-Rite | RUBBER BAFFLE MEDIUM               |                              | EA | PART                  | <input type="checkbox"/> |

| Picture   | Vendor Item | GIS Item   | Alternate Item | Vendor        | Item Description 01                           | Item Description 02                            | UM | Classification              | NS                       |
|---|-------------|------------|----------------|---------------|---|--|----|-----------------------------|--------------------------|
|     | SLRB-2XL    | SLRB-2XL   |                | Dispense-Rite | RUBBER BAFFLE<br>EXTRA LARGE                  |  | EA | PART                        | <input type="checkbox"/> |
|     | SLRB-2XL-F  | SLRB-2XL-F |                | Dispense-Rite | RUBBER BAFFLE<br>EXTRA LARGE                  |  | EA | PART                        | <input type="checkbox"/> |
|    | SLR-S-2BT   | SLR-S-2BT  |                | Dispense-Rite | SLR COUNTERTOP<br>CUP DISPENSING<br>CABINET   | WITH (2) SLR-2F                                | EA | Cup<br>Dispensing<br>System | <input type="checkbox"/> |
|    | SLR-S-4BT   | SLR-S-4BT  |                | Dispense-Rite | SLR COUNTERTOP<br>CUP DISPENSING<br>CABINET   | WITH (4) SLR-2F                                | EA | Cup<br>Dispensing<br>System | <input type="checkbox"/> |
|    | SLR-SL-2BT  | SLR-SL-2BT |                | Dispense-Rite | SLR COUNTERTOP<br>CUP AND LID<br>DISPENSER    | WITH BUILT-IN<br>STRAW AND LID<br>ORGANIZER    | EA | Cup<br>Dispensing<br>System | <input type="checkbox"/> |
|     | STL-2       | STL-2      |                | Dispense-Rite | STL-2, IN-COUNTER<br>CUP DISPENSER            |  | EA | Cup<br>Dispensing<br>System | <input type="checkbox"/> |
|    | STL-2F      | STL-2F     |                | Dispense-Rite | STL-2F, IN-<br>COUNTER CUP<br>DISPENSER       |  | EA | Cup<br>Dispensing<br>System | <input type="checkbox"/> |
|   | STL-2FS     | STL-2FS    |                | Dispense-Rite | STL-2FS, IN-<br>COUNTER CUP<br>DISPENSER, 17" |  | EA | Cup<br>Dispensing<br>System | <input type="checkbox"/> |
|   | STL2R-BLK   | STL2R-BLK  |                | Dispense-Rite | BLACK BEZEL STL-2F                            |  | EA | PART                        | <input type="checkbox"/> |
|  | STL-C-4LBT  | STL-C-4LBT |                | Dispense-Rite | STL COUNTERTOP<br>CUP DISPENSING<br>CABINET   | w/ (4) STL-2F &<br>BUILT-IN LID &<br>STRAW ORG | EA | Cup<br>Dispensing<br>System | <input type="checkbox"/> |

| Picture   | Vendor Item  | GIS Item     | Alternate Item | Vendor        | Item Description 01                        | Item Description 02                      | UM | Classification        | NS                       |
|---|--------------|--------------|----------------|---------------|--|--|----|-----------------------|--------------------------|
|    | STL-C-4RBT   | STL-C-4RBT   |                | Dispense-Rite | STL COUNTERTOP CUP DISPENSING CABINET      | w/ (4) STL-2F & BUILT-IN LID & STRAW ORG | EA | Cup Dispensing System | <input type="checkbox"/> |
|    | STL-S-2BT    | STL-S-2BT    |                | Dispense-Rite | STL COUNTERTOP CUP DISPENSING CABINET      | WITH (2) STL-2F                          | EA | Cup Dispensing System | <input type="checkbox"/> |
|    | STL-S-3BT    | STL-S-3BT    |                | Dispense-Rite | STL COUNTERTOP CUP DISPENSING CABINET      | WITH (3) STL-2F                          | EA | Cup Dispensing System | <input type="checkbox"/> |
|    | STL-S-4BT    | STL-S-4BT    |                | Dispense-Rite | STL COUNTERTOP CUP DISPENSING CABINET      | WITH (4) STL-2F                          | EA | Cup Dispensing System | <input type="checkbox"/> |
|    | STL-SL-2BT   | STL-SL-2BT   |                | Dispense-Rite | STL COUNTERTOP CUP AND LID DISPENSER       | WITH BUILT-IN STRAW AND LID ORGANIZER    | EA | Cup Dispensing System | <input type="checkbox"/> |
|    | STL-SL-2X2BT | STL-SL-2X2BT |                | Dispense-Rite | STL COUNTERTOP CUP AND LID DISPENSER       | WITH BUILT-IN STRAW AND LID ORGANIZER    | EA | Cup Dispensing System | <input type="checkbox"/> |
|   | STL-SL-3BT   | STL-SL-3BT   |                | Dispense-Rite | STL COUNTERTOP CUP AND LID DISPENSER       | WITH BUILT-IN STRAW AND LID ORGANIZER    | EA | Cup Dispensing System | <input type="checkbox"/> |
|  | STL-STK-1BT  | STL-STK-1BT  |                | Dispense-Rite | STL STACKABLE DISPENSING CABINET (OBS)     | SHOWS (7) IN STOCK.                      | EA | Cup Dispensing System | <input type="checkbox"/> |
|  | WR-3         | WR-3         |                | Dispense-Rite | THREE (3) SECTION CUP & LID WIRE ORGANIZER |  | EA | Cup Dispensing System | <input type="checkbox"/> |
|   | WR-4         | WR-4         |                | Dispense-Rite | FOUR (4) SECTION CUP & LID WIRE ORGANIZER  | MEDIUM SIZED CUPS ONLY                   | EA | Cup Dispensing System | <input type="checkbox"/> |



| Picture  | Vendor Item | GIS Item  | Alternate Item | Vendor               | Item Description 01                       | Item Description 02                         | UM | Classification        | NS                                  |
|--|-------------|-----------|----------------|----------------------|---|---|----|-----------------------|-------------------------------------|
|    | WR-5        | WR-5      |                | Dispense-Rite        | FIVE (5) SECTION CUP & LID WIRE ORGANIZER |   | EA | Cup Dispensing System | <input type="checkbox"/>            |
|   | WR-CT-3     | WR-CT-3   |                | Dispense-Rite        | THREE (3) SECTION WIRE RACK DISPENSER     | VERTICAL WIRE RACK                          | EA | Cup Dispensing System | <input type="checkbox"/>            |
|   | WR-CT-4     | WR-CT-4   |                | Dispense-Rite        | FOUR (4) SECTION WIRE RACK DISPENSER      | VERTICAL WIRE RACK                          | EA | Cup Dispensing System | <input type="checkbox"/>            |
|    | WR-CT-LID   | WR-CT-LID |                | Dispense-Rite        | LID CHUTE INSERT FOR WR-CT SERIES         |   | EA | Accessory, General    | <input type="checkbox"/>            |
|    | XRB-2MD     | XRB-2MD   |                | Dispense-Rite        | RUBBER BAFFLE                             |   | EA | PART                  | <input type="checkbox"/>            |
|    | MTLINVAAC   |           |                | Display Technologies | COLD VAULT ADD-A-SHELF, 4-SHELVES         | STANDARD DEPTH                              | EA | Shelf Glides          | <input checked="" type="checkbox"/> |
|   | MTLINVAAD   |           |                | Display Technologies | COLD VAULT ADD-A-SHELF, 3-SHELVES         | EXPANDED DEPTH                              | EA | Shelf Glides          | <input checked="" type="checkbox"/> |
|  | VISINVAAU   |           | VISINVAAX      | Display Technologies | VISI-SLIDE SHELF GLIDE, 11-WIDE, SLIM     | 12oz Slim Can or 8oz Energy cans, High Ring | EA | Shelf Glides          | <input checked="" type="checkbox"/> |
|  | VISINVEAT   |           |                | Display Technologies | VISI-SLIDE SHELF GLIDE, 7-WIDE, EXTENDED  | 30 oz / 1 Liter Bottles                     | EA | Shelf Glides          | <input checked="" type="checkbox"/> |
|  | VISINVEAV   |           |                | Display Technologies | VISI-SLIDE SHELF GLIDE, 8-WIDE            | 1 Liter Bottles, High Ring                  | EA | Shelf Glides          | <input checked="" type="checkbox"/> |







Non-Stocked, Lead Time

Non-Stocked, Lead Time

Non-Stocked, Lead Time


Non-Stocked, Lead Time

Non-Stocked, Lead Time








| Picture  | Vendor Item | GIS Item | Alternate Item | Vendor               | Item Description 01                       | Item Description 02                   | UM | Classification | NS                                  |                        |
|--|-------------|----------|----------------|----------------------|---|---------------------------------------|----|----------------|-------------------------------------|------------------------|
|    | VISINVECT   |          |                | Display Technologies | VISI-SLIDE SHELF GLIDE, 9-WIDE, EXTENDED  | 20 oz Cans and Bottles                | EA | Shelf Glides   | <input checked="" type="checkbox"/> | Non-Stocked, Lead Time |
|    | VISINVECU   |          |                | Display Technologies | VISI-SLIDE SHELF GLIDE, 10-WIDE, EXTENDED | 12 oz Cans                            | EA | Shelf Glides   | <input checked="" type="checkbox"/> | Non-Stocked, Lead Time |
|    | VISINVEDY   |          |                | Display Technologies | VISI-FAST PUSHER GLIDE, 11-WIDE, SLIM     | 12 oz Slim Cans, Black                | EA | Shelf Glides   | <input checked="" type="checkbox"/> | Non-Stocked, Lead Time |
|    | VISINVENM   |          |                | Display Technologies | VISI-FAST PUSHER GLIDE, 10-WIDE           | 12 oz / 16 oz Cans and Bottles, Black | EA | Shelf Glides   | <input checked="" type="checkbox"/> | Non-Stocked, Lead Time |
|    | VISINVFAD   |          |                | Display Technologies | VISI-FAST PUSHER GLIDE, 8-WIDE            | 20-25 oz Cans and Bottles, Black      | EA | Shelf Glides   | <input checked="" type="checkbox"/> | Non-Stocked, Lead Time |
|    | VISINVFAE   |          |                | Display Technologies | VISI-FAST PUSHER GLIDE, 6-WIDE            | 32 oz / 1 Liter Bottles, Black        | EA | Shelf Glides   | <input checked="" type="checkbox"/> | Non-Stocked, Lead Time |
|   | VISINVPNA   |          |                | Display Technologies | VISI-SLIDE SHELF GLIDE, 10-WIDE           | 12 oz Cans and Bottles, Low Ring      | EA | Shelf Glides   | <input checked="" type="checkbox"/> | Non-Stocked, Lead Time |
|  | VISINVPNB   |          |                | Display Technologies | VISI-SLIDE SHELF GLIDE, 10-WIDE           | 16 oz Cans and Bottles, High Ring     | EA | Shelf Glides   | <input checked="" type="checkbox"/> | Non-Stocked, Lead Time |
|  | VISINVPND   |          |                | Display Technologies | VISI-SLIDE SHELF GLIDE, 7-WIDE            | 32 oz / 1 Liter Bottles, High Ring    | EA | Shelf Glides   | <input checked="" type="checkbox"/> | Non-Stocked, Lead Time |
|  | VISINVPNS   |          |                | Display Technologies | VISI-SLIDE SHELF GLIDE, 9-WIDE            | 20-25 oz Cans and Bottles, High Ring  | EA | Shelf Glides   | <input checked="" type="checkbox"/> | Non-Stocked, Lead Time |

| Picture   | Vendor Item | GIS Item  | Alternate Item | Vendor   | Item Description 01                | Item Description 02         | UM | Classification          | NS                                  |
|---|-------------|-----------|----------------|----------|------------------------------------|-----------------------------|----|-------------------------|-------------------------------------|
|     | 115036      |           |                | Everpure | WATER TEST KIT                     |                             | EA | Accessory, Kit          | <input checked="" type="checkbox"/> |
|    | 150467      | 150467    |                | Everpure | BIG BLUE FILTER HOUSING 20", LARGE | WITH PRESSURE RELEASE       | EA | PART                    | <input type="checkbox"/>            |
|     | 151120      | 3112-40   | EV311240       | Everpure | O-RING SRX SERIES                  | O-RING, PREFILTER, E SERIES | EA | O-Ring                  | <input type="checkbox"/>            |
|     | 151120      | 3071-19   | EV307119       | Everpure | O-RING SRX SERIES                  | O-RING, PREFILTER, E SERIES | EA | O-Ring                  | <input type="checkbox"/>            |
|     | 151121      | 151121    | EV309256       | Everpure | O-RING FOR BLUE BOWL -SLIMLINE     |                             | EA | O-Ring                  | <input type="checkbox"/>            |
|    | 153196-06   | 153196-06 |                | Everpure | BOWL, 10" BLACK PREFILTER          |                             | EA | PART                    | <input type="checkbox"/>            |
|   | 153197-06   | 3112-56   | EV311256       | Everpure | OPAQUE 10" BOWL, SRX               |                             | EA | PART                    | <input type="checkbox"/>            |
|  | 153199-06   | 153199-06 |                | Everpure | BOWL 20" BLACK PREFILTER           |                             | EA | PART                    | <input type="checkbox"/>            |
|   | 154981-06   | 154981-06 | 3112-37        | Everpure | FILTER HEAD SRX & PREFILTER        |                             | EA | PART                    | <input type="checkbox"/>            |
|   | 160168      | 160168    |                | Everpure | PENTEK 3 STAGE BIG BLUE SYSTEM     |                             | EA | Water Filtration System | <input type="checkbox"/>            |

Non-Stocked,  
Lead Time

| Picture   | Vendor Item      | GIS Item         | Alternate Item | Vendor   | Item Description 01                 | Item Description 02                 | UM | Classification             | NS                                  |
|---|------------------|------------------|----------------|----------|-------------------------------------|-------------------------------------|----|----------------------------|-------------------------------------|
|    | 180-80193        |                  |                | Everpure | H2O EXPRESS TEST KIT (6-PACK)       |                                     | EA | Accessory (Filtration)     | <input checked="" type="checkbox"/> |
|    | 255486-43        | 255486-43        |                | Everpure | ECP5-20 PREFILTER DROP-IN CARTRIDGE | 14-PACK                             | EA | Water Filter Cartridge     | <input type="checkbox"/>            |
|    | 455904-43        | 455904-43        |                | Everpure | FLOPLUS 20 CARBON PREFILTER DROP-IN | (12-PACK). SOLD AS SINGLE (1) EACH. | EA | Water Filter Cartridge     | <input type="checkbox"/>            |
|     | 9100-08-1/4B-KIT | 9100-08-1/4B-KIT |                | Everpure | INLINE FILTER KIT (GIS ASSEMBLED)   | (X1) EV9100-08 AND (X2) H48-4-4     | EA | Water Filter Cartridge Kit | <input type="checkbox"/>            |
|     | 9100-08-3/8B-KIT | 9100-08-3/8B-KIT |                | Everpure | INLINE FILTER KIT 3/8 BARB FITTINGS | (X1) EV9100-08 AND (X2) H48-6-4     | EA | Water Filtration System    | <input type="checkbox"/>            |
|    | 9105-41/9100-02  | 9105-41/9100-02  | A11SO10        | Everpure | 10" SOFTENER CART & HOUSING SYSTEM  | ** GIS ASSEMBLED KIT **             | EA | Water Filtration System    | <input type="checkbox"/>            |
|   | 9105-42/9100-03  | 9105-42/9100-03  | A20SO20        | Everpure | 20" SOFTENER CART & HOUSING SYSTEM  | ** GIS ASSEMBLED KIT **             | EA | Water Filtration System    | <input type="checkbox"/>            |
|  | 9612-00/9259-24  | 9612-00/9259-24  |                | Everpure | BH FILTER AND QL3B HEAD ASSEMBLY    | ** GIS ASSEMBLED KIT **             | EA | Water Filtration System    | <input type="checkbox"/>            |
|  | 9613-01/9259-24  | 9613-01/9259-24  |                | Everpure | MH FILTER AND QL3B HEAD ASSEMBLY    | ** GIS ASSEMBLED KIT **             | EA | Water Filtration System    | <input type="checkbox"/>            |
|  | 9618-12/9259-24  | 9618-12/9259-24  |                | Everpure | OCS FILTER AND QL3B HEAD ASSEMBLY   | ** GIS ASSEMBLED KIT **             | EA | Water Filtration System    | <input type="checkbox"/>            |

Non-Stocked,  
Lead Time

| Picture   | Vendor Item                | GIS Item | Alternate Item | Vendor   | Item Description 01                | Item Description 02           | UM | Classification         | NS                       |
|---|----------------------------|----------|----------------|----------|------------------------------------|-------------------------------|----|------------------------|--------------------------|
|    | EV094400                   | 0944-00  |                | Everpure | GASKET SQ CUT T-9/20               |                               | EA | PART                   | <input type="checkbox"/> |
|    | EV202900                   | 2029-00  |                | Everpure | T20 STAINLESS STEEL SHELL W/O TOP  |                               | EA | PART                   | <input type="checkbox"/> |
|     | EV301200                   | 3012-00  |                | Everpure | SCREW, QL HANDLE                   | SCREW, TAP, #8-16 X 7/8, PLTD | EA | Hardware               | <input type="checkbox"/> |
|    | EV301457                   | 3014-57  |                | Everpure | FITTING INLET PLATED (OBS)         | SHOWS (1) IN STOCK.           | EA | Fitting, General       | <input type="checkbox"/> |
|    | EV301641                   | 3016-41  |                | Everpure | LPA PRESSURE SWITCH, 9 PSI         |                               | EA | PART                   | <input type="checkbox"/> |
|    | EV301650                   | 3016-50  |                | Everpure | LPA SWITCH COVER, CAP BLACK VINYL  |                               | EA | PART                   | <input type="checkbox"/> |
|   | EV301940                   | 3019-40  |                | Everpure | QUAD CUP EXTERNAL                  |                               | EA | PART                   | <input type="checkbox"/> |
|  | EV302494                   | EV302494 |                | Everpure | WATER HARDNESS TEST KIT FIELD TEST |                               | EA | Accessory (Filtration) | <input type="checkbox"/> |
|  | EV302705                   | 3027-05  |                | Everpure | LPA BOX                            | LOW PRESSURE ALARM BOX        | EA | PART                   | <input type="checkbox"/> |
|   | EV302705/EV301641/EV301650 | 9113-09  | EV911309       | Everpure | EVERGUARD II LP ALARM, 115V        | ** GIS ASSEMBLED<br>**        | EA | PART                   | <input type="checkbox"/> |



| Picture   | Vendor Item | GIS Item | Alternate Item | Vendor   | Item Description 01  | Item Description 02    | UM | Classification | NS                       |
|---|-------------|----------|----------------|----------|--|------------------------|----|----------------|--------------------------|
|     | EV303452    | 3034-52  |                | Everpure | QL VALVE HANDLE,<br>BLACK  |                        | EA | PART           | <input type="checkbox"/> |
|     | EV303500    | 3035-00  |                | Everpure | O-RING   |                        | EA | O-Ring         | <input type="checkbox"/> |
|     | EV303700    | 3037-00  |                | Everpure | O-RING, QC<br>MEDIUM   |                        | EA | O-Ring         | <input type="checkbox"/> |
|    | EV303800    | 3038-00  |                | Everpure | O-RING, QC SMALL   |                        | EA | O-Ring         | <input type="checkbox"/> |
|     | EV306520    | EV306520 |                | Everpure | TANK,<br>ACCUMULATOR, 9<br>GAL., W/ FITTINGS                       |                        | EA | PART           | <input type="checkbox"/> |
|     | EV306818    | 3068-18  |                | Everpure | GAGE 1/8" NPT 0-<br>160 PSI INLET                                  |                        | EA | PART           | <input type="checkbox"/> |
|    | EV306961    | 3069-61  |                | Everpure | BRACKET,<br>MOUNTING (OBS)   | SHOWS (3) IN<br>STOCK. | EA | PART           | <input type="checkbox"/> |
|  | EV307018    | 3070-18  |                | Everpure | CLEAR 20" PRE-<br>FILTER BOWL W/<br>O-RING, SERIES K<br>PRE-FILTER |                        | EA | PART           | <input type="checkbox"/> |
|  | EV307019    | 3070-19  |                | Everpure | ARX BOWL (FOR<br>AR10 SYSTEM)                                      |                        | EA | PART           | <input type="checkbox"/> |
|  | EV308040    | 3080-40  |                | Everpure | DIP TUBE<br>ASSEMBLY,<br>KLEENSTEAM                                |                        | EA | PART           | <input type="checkbox"/> |

| Picture   | Vendor Item | GIS Item  | Alternate Item | Vendor   | Item Description 01                   | Item Description 02 | UM | Classification          | NS                       |
|---|-------------|-----------|----------------|----------|---------------------------------------|---------------------|----|-------------------------|--------------------------|
|    | EV308165    | EV3081-65 |                | Everpure | CLEAR 10" BOWL HOUSING FOR IMF        |                     | EA | PART                    | <input type="checkbox"/> |
|    | EV309257    | 3092-57   | 153049         | Everpure | 10" OPAQUE BOWL REPLACEMENT           |                     | EA | PART                    | <input type="checkbox"/> |
|    | EV309259    | 3092-59   | 150539         | Everpure | SMALL BOWL WRENCH                     | FOR SLIM LINE BOWLS | EA | TOOL                    | <input type="checkbox"/> |
|    | EV309335    | 3093-35   |                | Everpure | DIP TUBE ASSEMBLY, KLEENSTEAM         |                     | EA | PART                    | <input type="checkbox"/> |
|    | EV309620    | 3096-20   | EV311437       | Everpure | FLUSHING VALVE ASSY (EV311437)        |                     | EA | PART                    | <input type="checkbox"/> |
|    | EV310097    | 3021-96   |                | Everpure | IMF PRESSURE VESSEL (BOWL) ASSY (OBS) | SHOWS (6) IN STOCK. | EA | PART                    | <input type="checkbox"/> |
|   | EV310201    | EV310201  |                | Everpure | SHUTOFF/ACTIVATION BALL VALVE         |                     | EA | PART                    | <input type="checkbox"/> |
|  | EV310362    | EV310362  |                | Everpure | FLOW RESTRICTOR                       |                     | EA | PART                    | <input type="checkbox"/> |
|   | EV310672    | EV3106-72 |                | Everpure | HIGH FLOW CSR QUAD XC2 SYSTEM         |                     | EA | Water Filtration System | <input type="checkbox"/> |
|  | EV310876    | EV310876  |                | Everpure | HEADER BYPASS PLUG                    |                     | EA | PART                    | <input type="checkbox"/> |

| Picture  | Vendor Item | GIS Item  | Alternate Item | Vendor   | Item Description 01                                | Item Description 02                | UM | Classification | NS                                  |
|--|-------------|-----------|----------------|----------|--|------------------------------------|----|----------------|-------------------------------------|
|    | EV311133    | EV311133  |                | Everpure | TEE, HIGH FLOW SYSTEM W/ RETAINING                 | RING                               | EA | PART           | <input type="checkbox"/>            |
|    | EV311133    | 3111-33   |                | Everpure | TEE, HIGH FLOW SYSTEM W/ RETAINING                 | RING                               | EA | PART           | <input type="checkbox"/>            |
|    | EV311134    | EV311134  |                | Everpure | CAP, 3/4" NPT, MANIFOLD                            |                                    | EA | PART           | <input type="checkbox"/>            |
|   | EV311238    | 3112-38   | 153195-06      | Everpure | CLEAR 20" BOWL SRX & PREFILTER                     |                                    | EA | PART           | <input type="checkbox"/>            |
|   | EV311239    | 3112-39   |                | Everpure | CLEAR 10" BOWL SRX & PREFILTER                     |                                    | EA | PART           | <input type="checkbox"/>            |
|   | EV311241    | 3112-41   | 150295-06      | Everpure | SW-2 BOWL WRENCH FOR E-SERIES, SRX, AND PRE-FILTER |                                    | EA | TOOL           | <input type="checkbox"/>            |
|   | EV311407    | 3114-07   |                | Everpure | 3/4" BALL VALVE, MANIFOLD                          | VALVE, BALL, 3/4" FNPT X 3/4" MNPT | EA | PART           | <input type="checkbox"/>            |
|  | EV311408    | EV3114-08 |                | Everpure | COUPLING, 3/4" FPT, SURGE TANK                     |                                    | EA | PART           | <input type="checkbox"/>            |
|  | EV311409    | EV3114-09 |                | Everpure | PRESSURE GAUGE, 160 PSI                            |                                    | EA | PART           | <input type="checkbox"/>            |
|  | EV311437    |           | EV309620       | Everpure | FLUSH VALVE KIT, CB-20-302                         |                                    | EA | PART           | <input checked="" type="checkbox"/> |

Non-Stocked, Lead Time



| Picture   | Vendor Item | GIS Item  | Alternate Item | Vendor   | Item Description 01                                | Item Description 02 | UM | Classification                | NS                       |
|---|-------------|-----------|----------------|----------|--|---------------------|----|-------------------------------|--------------------------|
|    | EV311450    | EV311450  |                | Everpure | CHECK VALVE 3/4<br>NPT FEMALE                      |                     | EA | PART                          | <input type="checkbox"/> |
|    | EV311743    | EV3117-43 |                | Everpure | DUAL HIGH FLOW<br>MANIFOLD                         |                     | EA | PART                          | <input type="checkbox"/> |
|    | EV313534    | EV3135-34 |                | Everpure | FITTING, A, PL, 1/2"<br>Bb WITHOUT O-<br>RINGS     |                     | EA | Fitting, General              | <input type="checkbox"/> |
|    | EV313535    | EV3135-35 |                | Everpure | FITTING, L, PL, 1/2"<br>Bb WITHOUT O-<br>RINGS     |                     | EA | Fitting, General              | <input type="checkbox"/> |
|    | EV313548    | EV3135-48 |                | Everpure | FITTING, S, PL, 1/2"<br>INLET PLUG W/O O-<br>RINGS |                     | EA | Fitting, General              | <input type="checkbox"/> |
|    | EV313552    | EV3135-52 |                | Everpure | VALVE, BALL, 1/2"<br>W/O O-RINGS                   |                     | EA | PART                          | <input type="checkbox"/> |
|   | EV313604    | EV313604  |                | Everpure | ELBOW, 3/4" FPT X<br>3/4" FPT                      |                     | EA | PART                          | <input type="checkbox"/> |
|  | EV313861    | EV3138-61 |                | Everpure | FITTING, A, PL, 3/4"<br>MPT (2)                    |                     | EA | Fitting, General              | <input type="checkbox"/> |
|  | EV433906    | EV433906  |                | Everpure | CLARIS XL STEAM<br>SYSTEM                          |                     | EA | Water<br>Filtration<br>System | <input type="checkbox"/> |
|  | EV433910    | EV4339-10 |                | Everpure | CLARIS CARTRIDGE<br>SM                             |                     | EA | Water Filter<br>Cartridge     | <input type="checkbox"/> |

| Picture   | Vendor Item | GIS Item  | Alternate Item | Vendor   | Item Description 01                 | Item Description 02                   | UM | Classification            | NS                       |
|---|-------------|-----------|----------------|----------|-------------------------------------|---------------------------------------|----|---------------------------|--------------------------|
|    | EV433911    | EV4339-11 |                | Everpure | CLARIS CARTRIDGE<br>M               |                                       | EA | Water Filter<br>Cartridge | <input type="checkbox"/> |
|    | EV433912    | EV4339-12 |                | Everpure | CLARIS CARTRIDGE<br>L               |                                       | EA | Water Filter<br>Cartridge | <input type="checkbox"/> |
|    | EV433913    | EV4339-13 |                | Everpure | CLARIS CARTRIDGE<br>XL              |                                       | EA | Water Filter<br>Cartridge | <input type="checkbox"/> |
|    | EV433914    | EV4339-14 |                | Everpure | CLARIS CARTRIDGE<br>XXL             |                                       | EA | Water Filter<br>Cartridge | <input type="checkbox"/> |
|     | EV433921    | EV4339-21 |                | Everpure | CLARIS HEAD 3/8"<br>(OBS)           | SHOWS (3) IN<br>STOCK.                | EA | Water Filter<br>Head      | <input type="checkbox"/> |
|    | EV433940    | EV4339-40 |                | Everpure | CLARIS TEST KIT                     |                                       | EA | Accessory<br>(Filtration) | <input type="checkbox"/> |
|    | EV433950    | EV4339-50 |                | Everpure | CLARIS HOSE 59",<br>3/8" X 3/8"     | CLARIS<br>CONNECTION HOSE             | EA | PART                      | <input type="checkbox"/> |
|  | EV433952    | EV4339-52 |                | Everpure | CLARIS HOSE KIT                     | 3/8" x 1/2" FOR<br>FILTER CARTRIDGES  | EA | PART                      | <input type="checkbox"/> |
|  | EV433982    | EV4339-82 |                | Everpure | CLARIS ULTRA 1000-<br>L CARTRIDGE   | FILTER, EVUL1000<br>CLARIS ULTRA 1000 | EA | Water Filter<br>Cartridge | <input type="checkbox"/> |
|  | EV589600    | 5896-00   |                | Everpure | VALVE STEM<br>ASSEMBLY W/<br>O-RING |                                       | EA | PART                      | <input type="checkbox"/> |

| Picture   | Vendor Item | GIS Item  | Alternate Item | Vendor   | Item Description 01               | Item Description 02   | UM | Classification          | NS                                  |
|---|-------------|-----------|----------------|----------|-----------------------------------|-----------------------|----|-------------------------|-------------------------------------|
|    | EV650020    | EV6500-20 |                | Everpure | POCKET TDS METER (1-PACK)         |                       | EA | TOOL                    | <input type="checkbox"/>            |
|    | EV650080    | 650080    | EV6500-80      | Everpure | WATER SAMPLE BOTTLE, 16 OZ        |                       | EA | Accessory (Filtration)  | <input type="checkbox"/>            |
|    | EV910001    | 9100-01   |                | Everpure | A-10 CLEAR 10" HOUSING ASSY       |                       | EA | PART                    | <input type="checkbox"/>            |
|    | EV910002    | 9100-02   |                | Everpure | A-11 OPAQUE 10" HOUSING           |                       | EA | PART                    | <input type="checkbox"/>            |
|    | EV910003    | 9100-03   |                | Everpure | A-20 OPAQUE 20" HOUSING           |                       | EA | PART                    | <input type="checkbox"/>            |
|    | EV910008    | 9100-08   |                | Everpure | IN-10 IN-LINE 10" FILTER (6-PACK) | W/ PHOSPHATE W/O FTGS | EA | Water Filtration System | <input type="checkbox"/>            |
|   | EV910010    | 9100-10   | DEV910010      | Everpure | CGS-10 SINGLE FILTER HOUSING, 10" |                       | EA | PART                    | <input type="checkbox"/>            |
|  | EV910012    |           |                | Everpure | CGS-12 DUAL SERIES FILTER HOUSING |                       | EA | Water Filtration System | <input checked="" type="checkbox"/> |
|  | EV910020    | 9100-20   |                | Everpure | CGS-20 SINGLE FILTER HOUSING      |                       | EA | Water Filtration System | <input type="checkbox"/>            |
|  | EV910022    |           |                | Everpure | CGS-22 DUAL SERIES FILTER HOUSING |                       | EA | Water Filtration System | <input checked="" type="checkbox"/> |

Non-Stocked, Lead Time

Non-Stocked, Lead Time

| Picture  | Vendor Item | GIS Item  | Alternate Item | Vendor   | Item Description 01                   | Item Description 02                  | UM | Classification          | NS                                  |
|--|-------------|-----------|----------------|----------|---------------------------------------|--------------------------------------|----|-------------------------|-------------------------------------|
|                                     | EV910023    | 9100-23   | DEV910023      | Everpure | CGS-23 DUAL PARALLEL FILTER HOUSING   | 20"                                  | EA | PART                    | <input type="checkbox"/>            |
|                                      | EV910024    | 9100-24   |                | Everpure | PARALLEL 202 PREFILTER SYSTEM         | W/O SURGE TANK                       | EA | Water Filtration System | <input type="checkbox"/>            |
|                                     | EV910032    |           |                | Everpure | CB20-302E WATER FILTER SYSTEM         |                                      | EA | Water Filtration System | <input checked="" type="checkbox"/> |
|                                      | EV910037    | 9100-37   |                | Everpure | CB20-312E FILTER SYSTEM               | INCLUDES CARTRIDGES                  | EA | Water Filtration System | <input type="checkbox"/>            |
|                                     | EV910050    | 9100-50   | DEV9100-50     | Everpure | CGS-55 TRIPLE SERIES-PARALLEL HOUSING |                                      | EA | Water Filtration System | <input type="checkbox"/>            |
|                                     | EV910050    | 9100-50   |                | Everpure | CGS-55 TRIPLE SERIES-PARALLEL HOUSING | COSTGUARD, TRIPLE-SERIES             | EA | Water Filtration System | <input type="checkbox"/>            |
|                                    | EV910051    | EV9100-51 |                | Everpure | CB20-124E WATER FILTER SYSTEM         |                                      | EA | Water Filtration System | <input type="checkbox"/>            |
|  | EV910071    | 9100-71   |                | Everpure | IN-10CC 10" CALCITE/ CARBON (6-PACK)  | SOLD TO CUSTOMERS AS SINGLE (1) EACH | EA | PART                    | <input type="checkbox"/>            |
|  | EV910076    | EV9100-76 |                | Everpure | IN-15CF, 15" IN-LINE FILTER (6-PACK)  | SOLD TO CUSTOMERS AS SINGLE (1) EACH | EA | Water Filtration System | <input type="checkbox"/>            |
|                                   | EV910091    |           |                | Everpure | HFC-10 DELIMING SYSTEM                |                                      | EA | Water Filtration System | <input checked="" type="checkbox"/> |

Non-Stocked,  
Lead Time

Non-Stocked,  
Lead Time

| Picture   | Vendor Item | GIS Item  | Alternate Item | Vendor   | Item Description 01                    | Item Description 02                   | UM | Classification             | NS                                  |
|---|-------------|-----------|----------------|----------|--|---------------------------------------|----|----------------------------|-------------------------------------|
|    | EV910094    | 9100-94   |                | Everpure | SO-24 ESPRESSO SYSTEM                  |                                       | EA | Water Filtration System    | <input type="checkbox"/>            |
|    | EV910502    | 9105-02   |                | Everpure | CC1E DROP-IN CARTRIDGE (1-PACK)        |                                       | EA | Water Filter Cartridge     | <input type="checkbox"/>            |
|    | EV910521    | 9105-21   |                | Everpure | CB20-302 CARTRIDGE KIT                 |                                       | EA | Water Filter Cartridge Kit | <input type="checkbox"/>            |
|    | EV910534    | 9105-34   |                | Everpure | 312E CART KIT FOR CB20-312E            |                                       | EA | Water Filter Cartridge Kit | <input type="checkbox"/>            |
|     | EV910535    | EV9105-35 |                | Everpure | 312E CART KIT FOR CB20-312E            | SPECIAL WAB KIT                       | EA | Water Filter Cartridge Kit | <input type="checkbox"/>            |
|    | EV910541    | 9105-41   | DEV9105-41     | Everpure | SO-10 SOFTENING CARTRIDGE (6-PACK)     | SOLD TO CUSTOMERS AS SINGLE (1) EACH. | EA | Water Filter Cartridge     | <input type="checkbox"/>            |
|   | EV910542    | 9105-42   | DEV9105-42     | Everpure | SO-20 SOFTENING CARTRIDGE (6-PACK)     | SOLD TO CUSTOMERS AS SINGLE (1) EACH  | EA | Water Filter Cartridge     | <input type="checkbox"/>            |
|  | EV910545    | 9105-45   |                | Everpure | SO-204 ESPRESSO CARTRIDGE (4-PACK)     | SOLD TO CUSTOMERS AS SINGLE (1) EACH  | EA | Water Filter Cartridge     | <input type="checkbox"/>            |
|  | EV910811    |           |                | Everpure | CGT-10 COSTGUARD REP CARTRIDGE (12-PK) | SOLD TO CUSTOMERS AS SINGLE (1) EACH  | EA | Water Filter Cartridge     | <input checked="" type="checkbox"/> |
|  | EV910813    | 9108-13   |                | Everpure | CGT-10S COSTGUARD REP CARTRIDGE        | (12-PACK), ADDS SCALE REDUCTION       | EA | Water Filter Cartridge     | <input type="checkbox"/>            |

Non-Stocked,  
Lead Time

| Picture   | Vendor Item | GIS Item | Alternate Item | Vendor   | Item Description 01                           | Item Description 02                           | UM | Classification            | NS                                  |
|---|-------------|----------|----------------|----------|---|---|----|---------------------------|-------------------------------------|
|    | EV910815    | 9108-15  |                | Everpure | CG5-10<br>COSTGUARD REP<br>CARTRIDGE          | (12-PACK). SOLD<br>AS A SINGLE (1)<br>EACH    | EA | Water Filter<br>Cartridge | <input type="checkbox"/>            |
|    | EV910817    | 9108-17  |                | Everpure | CG5-10S<br>COSTGUARD REP<br>CARTRIDGE         | (12-PACK), ADDS<br>SCALE REDUCTION            | EA | Water Filter<br>Cartridge | <input type="checkbox"/>            |
|    | EV910825    | 9108-25  | DEV9108-25     | Everpure | CG5-20<br>COSTGUARD REP<br>CARTRIDGE (6-PK)   | SOLD TO<br>CUSTOMERS AS<br>SINGLE (1) EACH    | EA | Water Filter<br>Cartridge | <input type="checkbox"/>            |
|    | EV910827    | 9108-27  |                | Everpure | CG5-20S<br>COSTGUARD REP<br>CARTRIDGE (12-PK) | ADDS SCALE<br>REDUCTION. SOLD<br>AS A SINGLE. | EA | Water Filter<br>Cartridge | <input type="checkbox"/>            |
|    | EV910832    |          |                | Everpure | CGT-20<br>COSTGUARD REP<br>CARTRIDGE (12-PK)  | SOLD TO<br>CUSTOMERS AS<br>SINGLE (1) EACH    | EA | Water Filter<br>Cartridge | <input checked="" type="checkbox"/> |
|    | EV910833    |          |                | Everpure | CGT-20S<br>COSTGUARD REP<br>CARTRIDGE (6-PK)  | ADDS SCALE<br>REDUCTION                       | EA | Water Filter<br>Cartridge | <input checked="" type="checkbox"/> |
|   | EV910853    |          |                | Everpure | CG53-10<br>COSTGUARD REP<br>CARTRIDGE         | (12-PACK), SOLD<br>AS A SINGLE (1)<br>EACH    | EA | Water Filter<br>Cartridge | <input checked="" type="checkbox"/> |
|  | EV910857    | 9108-57  |                | Everpure | CG53-10S<br>COSTGUARD REP<br>CARTRIDGE        | ADDS SCALE<br>REDUCTION (12-<br>PACK)         | EA | Water Filter<br>Cartridge | <input type="checkbox"/>            |
|  | EV910863    | 9108-63  | DEV9108-63     | Everpure | CG53-20<br>REPLACEMENT<br>CARTRIDGE (6-       |   | EA | Water Filter<br>Cartridge | <input type="checkbox"/>            |
|  | EV910867    |          |                | Everpure | CG53-20S<br>COSTGUARD REP<br>CARTRIDGE        | ADDS SCALE<br>REDUCTION (6-<br>PACK)          | EA | Water Filter<br>Cartridge | <input checked="" type="checkbox"/> |

Non-Stocked,  
Lead Time

Non-Stocked,  
Lead Time

Non-Stocked,  
Lead Time

Non-Stocked,  
Lead Time




| Picture   | Vendor Item | GIS Item | Alternate Item | Vendor   | Item Description 01                      | Item Description 02                  | UM | Classification          | NS                                  |
|---|-------------|----------|----------------|----------|--|--------------------------------------|----|-------------------------|-------------------------------------|
|    | EV918901    | 9189-01  |                | Everpure | C3-TW WATER FILTRATION SYSTEM (1-PACK)   |                                      | EA | Water Filtration System | <input type="checkbox"/>            |
|    | EV925618    | 9256-18  |                | Everpure | QL1 SINGLE FILTER HEAD (24-PACK)         | SOLD TO CUSTOMERS AS SINGLE (1) EACH | EA | Water Filter Head       | <input type="checkbox"/>            |
|    | EV925912    | 9259-12  |                | Everpure | QL3 SINGLE FILTER HEAD (12-PACK)         | SOLD TO CUSTOMERS AS SINGLE (1) EACH | EA | Water Filter Head       | <input type="checkbox"/>            |
|    | EV925914    |          |                | Everpure | QL3 SINGLE FILTER HEAD (12-PACK)         | SOLD TO CUSTOMERS AS SINGLE (1) EACH | EA | Water Filter Head       | <input checked="" type="checkbox"/> |
|    | EV925924    | 9259-24  |                | Everpure | QL3B SINGLE FILTER HEAD (12-PACK)        | SOLD TO CUSTOMERS AS SINGLE (1) EACH | EA | Water Filter Head       | <input type="checkbox"/>            |
|    | EV926612    | 9266-12  |                | Everpure | QC4 FILTER HEAD PLASTIC W/ BRACKET (OBS) | SHOWS (2) IN STOCK.                  | EA | Water Filter Head       | <input type="checkbox"/>            |
|   | EV927200    | 9272-00  |                | Everpure | QL3-BH2 SINGLE FILTRATION SYSTEM         | FOR 1-3 POT COFFEE AND TEA BREWERS   | EA | Water Filtration System | <input type="checkbox"/>            |
|  | EV927217    | 9272-17  |                | Everpure | QC7 FILTER HEAD W/ FTGS (OBS)            | SHOWS (10) IN STOCK.                 | EA | Water Filter Head       | <input type="checkbox"/>            |
|  | EV927218    | 9272-18  |                | Everpure | QL2 SINGLE FILTER HEAD W/ BRACKET        | BUT W/O FITTINGS (12-PACK)           | EA | Water Filter Head       | <input type="checkbox"/>            |
|  | EV927219    |          |                | Everpure | QL2 SINGLE FILTER HEAD (12-PACK)         | SOLD TO CUSTOMERS AS SINGLE (1) EACH | EA | Water Filter Head       | <input checked="" type="checkbox"/> |

Non-Stocked, Lead Time

Non-Stocked, Lead Time

| Picture   | Vendor Item | GIS Item  | Alternate Item | Vendor   | Item Description 01                         | Item Description 02                             | UM | Classification                | NS                       |
|---|-------------|-----------|----------------|----------|---|---|----|-------------------------------|--------------------------|
|     | EV927222    | 9272-22   |                | Everpure | QC7I TWIN<br>PARALLEL FILTER<br>HEAD        |   | EA | Water Filter<br>Head          | <input type="checkbox"/> |
|     | EV927223    | 9272-23   |                | Everpure | QC7I TRIPLE<br>PARALLEL FILTER<br>HEAD      |   | EA | Water Filter<br>Head          | <input type="checkbox"/> |
|     | EV927224    | 9272-24   |                | Everpure | QC7I TWIN SERIES<br>FILTER HEAD             |   | EA | Water Filter<br>Head          | <input type="checkbox"/> |
|     | EV927241    | 9272-41   |                | Everpure | QC7I SINGLE FILTER<br>HEAD                  | For 5 Pot Coffee<br>And Tea Brewers             | EA | Water Filter<br>Head          | <input type="checkbox"/> |
|    | EV927501    | EV9275-01 |                | Everpure | QC7I SINGLE -<br>MC(2) FILTRATION<br>SYSTEM | For Systems W/ 1<br>Carb And <25 Bib /<br>Month | EA | Water<br>Filtration<br>System | <input type="checkbox"/> |
|    | EV927501    | 9275-01   |                | Everpure | QC7I SINGLE -<br>MC(2) FILTRATION<br>SYSTEM |   | EA | Water<br>Filtration<br>System | <input type="checkbox"/> |
|   | EV927502    | 9275-02   |                | Everpure | QC7I TWIN - MC(2)<br>FILTRATION SYSTEM      | For Systems W/ 2<br>Carb And <50 Bib /<br>Month | EA | Water<br>Filtration<br>System | <input type="checkbox"/> |
|   | EV927503    | 9275-03   |                | Everpure | QC7I TRIPLE -<br>MC(2) FILTRATION<br>SYSTEM | For Systems W/ 3<br>Carb And <75 Bib /<br>Month | EA | Water<br>Filtration<br>System | <input type="checkbox"/> |
|  | EV927560    | 9275-60   |                | Everpure | QL2-OCS2 SINGLE<br>FILTRATION SYSTEM        | FOR 1-3 POT<br>COFFEE AND TEA<br>BREWERS        | EA | Water<br>Filtration<br>System | <input type="checkbox"/> |
|  | EV927570    | 9275-70   |                | Everpure | QL2-OW200L<br>SINGLE SYSTEM                 |   | EA | Water<br>Filtration<br>System | <input type="checkbox"/> |













| Picture   | Vendor Item | GIS Item  | Alternate Item | Vendor   | Item Description 01                | Item Description 02 | UM | Classification          | NS                                  |
|---|-------------|-----------|----------------|----------|------------------------------------|---------------------|----|-------------------------|-------------------------------------|
|     | EV927820    |           |                | Everpure | 7CLM / 7SI HYBRID TWIN SYSTEM      |                     | EA | Water Filtration System | <input checked="" type="checkbox"/> |
|     | EV927821    |           |                | Everpure | 7CLM / 7SI HYBRID TRIPLE SYSTEM    |                     | EA | Water Filtration System | <input checked="" type="checkbox"/> |
|     | EV927891    |           |                | Everpure | QC7I DIO MANIFOLD FILTER HEAD      |                     | EA | Water Filter Head       | <input checked="" type="checkbox"/> |
|    | EV928801    | 9288-01   |                | Everpure | C5-TW FILTER SYSTEM                |                     | EA | Water Filtration System | <input type="checkbox"/>            |
|    | EV930000    | EV9300-00 |                | Everpure | BW CALCITE FEEDER HEAD ONLY        |                     | EA | Water Filter Head       | <input type="checkbox"/>            |
|    | EV930090    | EV930090  |                | Everpure | HQS-WF WATER FILTRATION SYSTEM     |                     | EA | Water Filtration System | <input type="checkbox"/>            |
|   | EV932401    | 9324-01   |                | Everpure | INSURICE SINGLE i2000(2) SYSTEM    |                     | EA | Water Filtration System | <input type="checkbox"/>            |
|  | EV932402    | 9324-02   |                | Everpure | INSURICE TWIN i2000(2) SYSTEM      |                     | EA | Water Filtration System | <input type="checkbox"/>            |
|  | EV932421    | EV9324-21 |                | Everpure | INSURICE SINGLE PF-i2000(2) SYSTEM | W/ PREFILTER        | EA | Water Filtration System | <input type="checkbox"/>            |
|  | EV932422    | EV9324-22 |                | Everpure | INSURICE TWIN PF-i2000(2) SYSTEM   |                     | EA | Water Filtration System | <input type="checkbox"/>            |

Non-Stocked, Lead Time

Non-Stocked, Lead Time

Non-Stocked, Lead Time

| Picture  | Vendor Item | GIS Item | Alternate Item | Vendor   | Item Description 01                      | Item Description 02                      | UM | Classification          | NS                                  |                        |
|--|-------------|----------|----------------|----------|--|--|----|-------------------------|-------------------------------------|------------------------|
|   | EV932460    |          |                | Everpure | INSURICE SINGLE 4SI FILTRATION SYSTEM    |  | EA | Water Filtration System | <input checked="" type="checkbox"/> | Non-Stocked, Lead Time |
|   | EV932461    |          |                | Everpure | INSURICE SINGLE PF-4SI FILTRATION SYSTEM | WITH EC110 PREFILTER                     | EA | Water Filtration System | <input checked="" type="checkbox"/> | Non-Stocked, Lead Time |
|   | EV932470    |          |                | Everpure | INSURICE SINGLE 7SI FILTRATION SYSTEM    |  | EA | Water Filtration System | <input checked="" type="checkbox"/> | Non-Stocked, Lead Time |
|   | EV932471    |          |                | Everpure | INSURICE SINGLE PF-7SI FILTRATION SYSTEM |  | EA | Water Filtration System | <input checked="" type="checkbox"/> | Non-Stocked, Lead Time |
|   | EV932472    |          |                | Everpure | INSURICE TWIN 7SI FILTRATION SYSTEM      |  | EA | Water Filtration System | <input checked="" type="checkbox"/> | Non-Stocked, Lead Time |
|   | EV932473    |          |                | Everpure | INSURICE TWIN PF-7SI FILTRATION SYSTEM   |  | EA | Water Filtration System | <input checked="" type="checkbox"/> | Non-Stocked, Lead Time |
|   | EV932474    |          |                | Everpure | INSURICE TRIPLE 7SI FILTRATION SYSTEM    |  | EA | Water Filtration System | <input checked="" type="checkbox"/> | Non-Stocked, Lead Time |
|  | EV932475    |          |                | Everpure | INSURICE TRIPLE PF-7SI FILTRATION SYSTEM |  | EA | Water Filtration System | <input checked="" type="checkbox"/> | Non-Stocked, Lead Time |
|  | EV932476    |          |                | Everpure | INSURICE QUAD 7SI FILTRATION SYSTEM      |  | EA | Water Filtration System | <input checked="" type="checkbox"/> | Non-Stocked, Lead Time |
|  | EV932503    | 9325-03  |                | Everpure | INSURICE TRIPLE i4000(2) SYSTEM          | Icemakers Requiring Higher Volume, Flow, | EA | Water Filtration System | <input type="checkbox"/>            |                        |

| Picture  | Vendor Item | GIS Item  | Alternate Item | Vendor   | Item Description 01                              | Item Description 02                 | UM | Classification                | NS                                  |
|--|-------------|-----------|----------------|----------|--|-------------------------------------|----|-------------------------------|-------------------------------------|
|    | EV932504    | 9325-04   |                | Everpure | INSURICE QUAD<br>i4000(2) SYSTEM                 |                                     | EA | Water<br>Filtration<br>System | <input type="checkbox"/>            |
|    | EV932523    | EV9325-23 |                | Everpure | INSURICE TRIPLE PF-<br>i4000(2) SYSTEM           |                                     | EA | Water<br>Filtration<br>System | <input type="checkbox"/>            |
|    | EV932744    |           |                | Everpure | INSURICE PF QUAD<br>4FC-S FILTRATION<br>SYSTEM   |                                     | EA | Water<br>Filtration<br>System | <input checked="" type="checkbox"/> |
|    | EV932773    |           |                | Everpure | INSURICE PF TRIPLE<br>7FC-S FILTRATION<br>SYSTEM |                                     | EA | Water<br>Filtration<br>System | <input checked="" type="checkbox"/> |
|    | EV932801    | 9328-01   |                | Everpure | COLDDRINK 1-<br>MC(2) FILTRATION<br>SYSTEM       | W/ PREFILTER                        | EA | Water<br>Filtration<br>System | <input type="checkbox"/>            |
|    | EV932802    | 9328-02   |                | Everpure | COLDDRINK 2-<br>MC(2) FILTRATION<br>SYSTEM       | W/ PREFILTER                        | EA | Water<br>Filtration<br>System | <input type="checkbox"/>            |
|   | EV932803    | 9328-03   |                | Everpure | COLDDRINK 3-<br>MC(2) FILTRATION<br>SYSTEM       | W/ PREFILTER                        | EA | Water<br>Filtration<br>System | <input type="checkbox"/>            |
|  | EV932805    | 9328-05   |                | Everpure | HIGH FLOW CSR<br>TRIPLE-MC SYSTEM                |                                     | EA | Water<br>Filtration<br>System | <input type="checkbox"/>            |
|  | EV932806    | 9328-06   |                | Everpure | HIGH FLOW CSR<br>TRIPLE-MC(2)<br>SYSTEM          |                                     | EA | Water<br>Filtration<br>System | <input type="checkbox"/>            |
|  | EV932944    |           |                | Everpure | HIGH FLOW CSR<br>QUAD-4FC SYSTEM                 | W/ 10" PREFILTER<br>AND SR-X FEEDER | EA | Water<br>Filtration<br>System | <input checked="" type="checkbox"/> |

Non-Stocked,  
Lead Time

Non-Stocked,  
Lead Time

Non-Stocked,  
Lead Time

| Picture  | Vendor Item | GIS Item  | Alternate Item | Vendor   | Item Description 01              | Item Description 02              | UM | Classification          | NS                                  |
|--|-------------|-----------|----------------|----------|----------------------------------|----------------------------------|----|-------------------------|-------------------------------------|
|    | EV932973    |           |                | Everpure | HIGH FLOW CSR TRIPLE-7FC SYSTEM  | W/ 20" PREFILTER AND SR-X FEEDER | EA | Water Filtration System | <input checked="" type="checkbox"/> |
|    | EV932974    | 9329-74   |                | Everpure | HIGH FLOW CSR QUAD-7FC SYSTEM    | W/ 20" PREFILTER AND SR-X FEEDER | EA | Water Filtration System | <input type="checkbox"/>            |
|    | EV933042    | 9330-42   |                | Everpure | HIGH FLOW CSR TWIN-MC(2) SYSTEM  |                                  | EA | Water Filtration System | <input type="checkbox"/>            |
|    | EV933043    | 9330-43   |                | Everpure | TRIPLE CSR SYSTEM W/ 10" PF      |                                  | EA | Water Filtration System | <input type="checkbox"/>            |
|    | EV933611    | 9336-11   |                | Everpure | QC7I QUAD PARALLEL HEAD          |                                  | EA | Water Filter Head       | <input type="checkbox"/>            |
|    | EV933651    |           |                | Everpure | EXTRA CAPACITY SURGE TANK        | FOR EV933652 OR EV910024         | EA | PART                    | <input checked="" type="checkbox"/> |
|   | EV933652    | 9336-52   |                | Everpure | PARALLEL 202 PREFILTER KIT       |                                  | EA | Water Filtration System | <input type="checkbox"/>            |
|  | EV933722    |           |                | Everpure | DUAL HIGH FLOW COLDDRINK XC(2)   | FILTRATION SYSTEM                | EA | Water Filtration System | <input checked="" type="checkbox"/> |
|  | EV933726    | EV9337-26 |                | Everpure | HIGH FLOW CSR QUAD MC2 UNIMOUNT  | SYSTEM W/ SEP PREFILTER          | EA | Water Filtration System | <input type="checkbox"/>            |
|  | EV933744    |           |                | Everpure | DUAL HIGH FLOW COLDDRINK S-MC(2) | FILTRATION SYSTEM                | EA | Water Filtration System | <input checked="" type="checkbox"/> |

Non-Stocked, Lead Time

Non-Stocked, Lead Time

Non-Stocked, Lead Time

Non-Stocked, Lead Time

| Picture  | Vendor Item | GIS Item  | Alternate Item | Vendor   | Item Description 01                      | Item Description 02                                | UM | Classification          | NS                                  |
|--|-------------|-----------|----------------|----------|--|--|----|-------------------------|-------------------------------------|
|    | EV934710    | 9347-10   |                | Everpure | HIGH FLOW CSR SYSTEM                     |  | EA | Water Filtration System | <input type="checkbox"/>            |
|    | EV934720    | 9347-20   |                | Everpure | HIGH FLOW CSR PLUS-XC(2) WITH TANK       | FILTRATION SYSTEM                                  | EA | Water Filtration System | <input type="checkbox"/>            |
|    | EV934721    |           |                | Everpure | HIGH FLOW CSR PLUS-XC(2) W/ LPA AND TANK | FILTRATION SYSTEM                                  | EA | Water Filtration System | <input checked="" type="checkbox"/> |
|    | EV943710    | 9437-10   |                | Everpure | HIGH FLOW CSR QUAD-MC(2) SYSTEM          | For Systems W/ 3 Carb, 4 Coffee, 1m Up To 1200 Lbs | EA | Water Filtration System | <input type="checkbox"/>            |
|    | EV943711    | 9437-11   |                | Everpure | HIGH FLOW CSR QUAD-MC(2) W/ LPA          | FILTRATION SYSTEM                                  | EA | Water Filtration System | <input type="checkbox"/>            |
|    | EV943730    |           |                | Everpure | ENDURANCE HIGH FLOW TWIN SYSTEM          |  | EA | Water Filtration System | <input checked="" type="checkbox"/> |
|   | EV943731    | EV9437-31 |                | Everpure | ENDURANCE HIGH FLOW TRIPLE SYSTEM        |  | EA | Water Filtration System | <input type="checkbox"/>            |
|  | EV943732    | EV9437-32 |                | Everpure | ENDURANCE HIGH FLOW QUAD SYSTEM          |  | EA | Water Filtration System | <input type="checkbox"/>            |
|  | EV943740    |           |                | Everpure | ENDURANCE SC HIGH FLOW TWIN 1.0 SYSTEM   |  | EA | Water Filtration System | <input checked="" type="checkbox"/> |
|  | EV943741    | EV943741  |                | Everpure | ENDURANCE SC HIGH FLOW TRIPLE 1.1 SYSTEM |  | EA | Water Filtration System | <input type="checkbox"/>            |

Non-Stocked, Lead Time

Non-Stocked, Lead Time

Non-Stocked, Lead Time

| Picture   | Vendor Item | GIS Item  | Alternate Item | Vendor   | Item Description 01                          | Item Description 02                        | UM | Classification                | NS                                  |
|---|-------------|-----------|----------------|----------|--|--|----|-------------------------------|-------------------------------------|
|    | EV943742    |           |                | Everpure | ENDURANCE SC<br>HIGH FLOW QUAD<br>1.1 SYSTEM |  | EA | Water<br>Filtration<br>System | <input checked="" type="checkbox"/> |
|    | EV943750    |           |                | Everpure | ENDURANCE TKO<br>MICROFILTER<br>PRETREATMENT | SYSTEM                                     | EA | Water<br>Filtration<br>System | <input checked="" type="checkbox"/> |
|    | EV950300    | EV9503-00 |                | Everpure | WATER BLOCK<br>OVERFLOW SAFETY<br>DEVICE     |  | EA | PART                          | <input type="checkbox"/>            |
|    | EV950320    | EV9503-20 |                | Everpure | WATER BLOCK<br>RESET DEVICE                  |  | EA | PART                          | <input type="checkbox"/>            |
|    | EV953412    |           |                | Everpure | EC110 PREFILTER<br>CARTRIDGE (12-<br>PACK)   | W/ SPACER. SOLD<br>AS SINGLE (1) EACH      | EA | Water Filter<br>Cartridge     | <input checked="" type="checkbox"/> |
|    | EV953420    | 9534-20   |                | Everpure | EC210 PREFILTER<br>CARTRIDGE (20-<br>PACK)   | SOLD TO<br>CUSTOMERS AS<br>SINGLE (1) EACH | EA | Water Filter<br>Cartridge     | <input type="checkbox"/>            |
|   | EV953426    |           |                | Everpure | EC210 PREFILTER<br>CARTRIDGE (6-<br>PACK)    | SOLD TO<br>CUSTOMERS AS<br>SINGLE (1) EACH | EA | Water Filter<br>Cartridge     | <input checked="" type="checkbox"/> |
|  | EV953440    | 9534-40   |                | Everpure | EC110 PREFILTER<br>CARTRIDGE (40-<br>PACK)   | SOLD TO<br>CUSTOMERS AS<br>SINGLE (1) EACH | EA | Water Filter<br>Cartridge     | <input type="checkbox"/>            |
|  | EV958801    | 9588-01   |                | Everpure | 558 TW CARTRIDGE<br>(1-PACK)                 |  | EA | Water Filter<br>Cartridge     | <input type="checkbox"/>            |
|  | EV958901    | 9589-01   |                | Everpure | 358 TW CARTRIDGE<br>(1-PACK)                 |  | EA | Water Filter<br>Cartridge     | <input type="checkbox"/>            |

Non-Stocked,  
Lead Time

Non-Stocked,  
Lead Time

Non-Stocked,  
Lead Time

Non-Stocked,  
Lead Time

| Picture   | Vendor Item | GIS Item  | Alternate Item | Vendor   | Item Description 01                   | Item Description 02                  | UM | Classification         | NS                                  |
|---|-------------|-----------|----------------|----------|---------------------------------------|--------------------------------------|----|------------------------|-------------------------------------|
|    | EV960100    | 9603-12   | EV960312       | Everpure | 4C FILTER CARTRIDGE (6-PACK)          | SOLD TO CUSTOMERS AS SINGLE (1) EACH | EA | Water Filter Cartridge | <input type="checkbox"/>            |
|    | EV960576    | EV9605-76 |                | Everpure | 4H(2) FILTER CARTRIDGE (6-PACK)       | SOLD TO CUSTOMERS AS SINGLE (1) EACH | EA | Water Filter Cartridge | <input type="checkbox"/>            |
|    | EV960601    | EV9606-01 |                | Everpure | 7SI SEDIMENT BLOCK CARTRIDGE (1-PACK) |                                      | EA | Water Filter Cartridge | <input type="checkbox"/>            |
|    | EV960700    | 9607-00   |                | Everpure | 7DBG DUAL STAGE GAC CARTRIDGE         | FOR TURBID WATER (1-PACK)            | EA | Water Filter Cartridge | <input type="checkbox"/>            |
|    | EV960701    | 9607-01   |                | Everpure | 7DM DEMINERALIZING CARTRIDGE (1-      |                                      | EA | Water Filter Cartridge | <input type="checkbox"/>            |
|    | EV960702    | 9607-02   |                | Everpure | 7NE ACIDITY CARTRIDGE (1-PACK)        | ACIDIC NEUTRALIZING FILTER           | EA | Water Filter Cartridge | <input type="checkbox"/>            |
|   | EV960703    | 9607-03   |                | Everpure | 7OF OXIDIZING CARTRIDGE (1-PACK)      | OXIDIZES IRON AND SULFUR             | EA | Water Filter Cartridge | <input type="checkbox"/>            |
|  | EV960704    | 9607-04   |                | Everpure | 7SO SOFTENING CARTRIDGE (1-PACK)      |                                      | EA | Water Filter Cartridge | <input type="checkbox"/>            |
|  | EV960705    |           |                | Everpure | TO REPLACEMENT CARTRIDGE (1-PACK)     | FOR EXTREME TURBID WATER             | EA | Water Filter Cartridge | <input checked="" type="checkbox"/> |
|  | EV960710    | EV9607-10 |                | Everpure | ESO6 EVERPLUS CARTRIDGE (1-PACK)      |                                      | EA | Water Filter Cartridge | <input type="checkbox"/>            |

Non-Stocked,  
Lead Time

| Picture   | Vendor Item | GIS Item  | Alternate Item | Vendor   | Item Description 01                   | Item Description 02                  | UM | Classification         | NS                                  |
|---|-------------|-----------|----------------|----------|---------------------------------------|--------------------------------------|----|------------------------|-------------------------------------|
|    | EV960725    | EV9607-25 |                | Everpure | ESO7 EVERPLUS CARTRIDGE (1-PACK)      |                                      | EA | Water Filter Cartridge | <input type="checkbox"/>            |
|    | EV960756    | 9607-56   |                | Everpure | 7TO TASTE AND ODOR CARTRIDGE (6-PACK) | SOLD TO CUSTOMERS AS SINGLE (1) EACH | EA | Water Filter Cartridge | <input type="checkbox"/>            |
|    | EV960800    | 9608-00   |                | Everpure | 4JT FLUSHING/SANITIZING CARTRIDGE     |                                      | EA | Accessory (Filtration) | <input type="checkbox"/>            |
|    | EV960810    |           |                | Everpure | 2JT FLUSHING/SANITIZING CARTRIDGE     | (1-PACK)                             | EA | Accessory (Filtration) | <input checked="" type="checkbox"/> |
|    | EV961200    |           |                | Everpure | BH FILTER CARTRIDGE                   |                                      | EA | Water Filter Cartridge | <input checked="" type="checkbox"/> |
|    | EV961222    |           |                | Everpure | INSURICE i2000(2) CARTRIDGE (1-PACK)  | WITH MICROPURE                       | EA | Water Filter Cartridge | <input checked="" type="checkbox"/> |
|   | EV961227    | 9612-27   |                | Everpure | INSURICE i2000(2) CARTRIDGE (6-PACK)  | WITH MICROPURE II                    | EA | Water Filter Cartridge | <input type="checkbox"/>            |
|  | EV961232    |           |                | Everpure | INSURICE i4000(2) CARTRIDGE (1-PACK)  |                                      | EA | Water Filter Cartridge | <input checked="" type="checkbox"/> |
|  | EV961237    | 9612-37   |                | Everpure | INSURICE i4000(2) CARTRIDGE (6-PACK)  | SOLD TO CUSTOMERS AS SINGLE (1) EACH | EA | Water Filter Cartridge | <input type="checkbox"/>            |
|  | EV961250    |           | EV961251       | Everpure | BH2 FILTER CARTRIDGE (1-PACK)         |                                      | EA | Water Filter Cartridge | <input checked="" type="checkbox"/> |

Non-Stocked, Lead Time

Non-Stocked, Lead Time

Non-Stocked, Lead Time

Non-Stocked, Lead Time

Non-Stocked, Lead Time



| Picture   | Vendor Item | GIS Item | Alternate Item | Vendor   | Item Description 01               | Item Description 02                  | UM | Classification         | NS                                  |
|---|-------------|----------|----------------|----------|-----------------------------------|--------------------------------------|----|------------------------|-------------------------------------|
|    | EV961251    | 9612-01  |                | Everpure | BH2 FILTER CARTRIDGE (6-PACK)     | SOLD TO CUSTOMERS AS SINGLE (1) EACH | EA | Water Filter Cartridge | <input type="checkbox"/>            |
|    | EV961255    | 9612-55  |                | Everpure | MC2 FILTER CARTRIDGE (6-PACK)     | SOLD TO CUSTOMERS AS SINGLE (1) EACH | EA | Water Filter Cartridge | <input type="checkbox"/>            |
|    | EV961256    |          |                | Everpure | MC2 FILTER CARTRIDGE (1-PACK)     |                                      | EA | Water Filter Cartridge | <input checked="" type="checkbox"/> |
|    | EV961261    |          |                | Everpure | 2K-PLUS FILTER CARTRIDGE (1-PACK) |                                      | EA | Water Filter Cartridge | <input checked="" type="checkbox"/> |
|    | EV961266    | 9612-66  |                | Everpure | 2K-PLUS FILTER CARTRIDGE (6-PACK) |                                      | EA | Water Filter Cartridge | <input type="checkbox"/>            |
|    | EV961271    |          |                | Everpure | 4K-PLUS FILTER CARTRIDGE (1-PACK) |                                      | EA | Water Filter Cartridge | <input checked="" type="checkbox"/> |
|   | EV961301    |          |                | Everpure | MH FILTER CARTRIDGE               |                                      | EA | Water Filter Cartridge | <input checked="" type="checkbox"/> |
|  | EV961310    |          |                | Everpure | XC2 FILTER CARTRIDGE (1-PACK)     |                                      | EA | Water Filter Cartridge | <input checked="" type="checkbox"/> |
|  | EV961321    |          |                | Everpure | MH2 FILTER CARTRIDGE (1-PACK)     |                                      | EA | Water Filter Cartridge | <input checked="" type="checkbox"/> |
|  | EV961326    | 9613-06  |                | Everpure | MH2 FILTER CARTRIDGE (6-PACK)     | SOLD TO CUSTOMERS AS SINGLE (1) EACH | EA | Water Filter Cartridge | <input type="checkbox"/>            |

Non-Stocked, Lead Time

Non-Stocked, Lead Time

Non-Stocked, Lead Time

Non-Stocked, Lead Time

Non-Stocked, Lead Time

Non-Stocked, Lead Time









| Picture   | Vendor Item | GIS Item | Alternate Item | Vendor   | Item Description 01               | Item Description 02                      | UM | Classification         | NS                                  |
|---|-------------|----------|----------------|----------|-----------------------------------|--|----|------------------------|-------------------------------------|
|    | EV961397    | 9613-96  |                | Everpure | XC2 FILTER CARTRIDGE (6-PACK)     | SOLD TO CUSTOMERS AS SINGLE (1) EACH     | EA | Water Filter Cartridge | <input type="checkbox"/>            |
|    | EV961705    | 9617-05  |                | Everpure | 2CB5 FILTER CARTRIDGE (6-PACK)    | SOLD TO CUSTOMERS AS SINGLE (1) EACH     | EA | Water Filter Cartridge | <input type="checkbox"/>            |
|    | EV961711    | 9617-11  |                | Everpure | 4CB5 FILTER CARTRIDGE (1-PACK)    |  | EA | Water Filter Cartridge | <input type="checkbox"/>            |
|    | EV961716    |          |                | Everpure | 4CB5 FILTER CARTRIDGE (6-PACK)    | SOLD TO CUSTOMERS AS SINGLE (1) EACH     | EA | Water Filter Cartridge | <input checked="" type="checkbox"/> |
|    | EV961722    | 9617-22  |                | Everpure | 2CB5-S FILTER CARTRIDGE (6-PACK)  | SOLD TO CUSTOMERS AS SINGLE (1) EACH     | EA | Water Filter Cartridge | <input type="checkbox"/>            |
|    | EV961726    | 9617-21  | EV961721       | Everpure | 4CB5-S FILTER CARTRIDGE (6-PACK)  | CARBON BLOCK W/ SCALE INHIBITOR          | EA | Water Filter Cartridge | <input type="checkbox"/>            |
|   | EV961776    | 9617-76  |                | Everpure | 7CB5-K FILTER CARTRIDGE (6-PACK)  | SOLD TO CUSTOMERS AS SINGLE (1) EACH     | EA | Water Filter Cartridge | <input type="checkbox"/>            |
|  | EV961802    |          |                | Everpure | OCS2 SUBMICRON CARTRIDGE (1-PACK) | W/ MICROPURE II                          | EA | Water Filter Cartridge | <input checked="" type="checkbox"/> |
|  | EV961807    | 9618-07  | 9618-12        | Everpure | OCS2 SUBMICRON CARTRIDGE (6-PACK) | W/ MICROPURE II. SOLD AS SINGLE (1) EACH | EA | Water Filter Cartridge | <input type="checkbox"/>            |
|  | EV961811    |          |                | Everpure | 7CB5 FILTER CARTRIDGE (1-PACK)    |  | EA | Water Filter Cartridge | <input checked="" type="checkbox"/> |

Non-Stocked,  
Lead Time







Non-Stocked,  
Lead Time

Non-Stocked,  
Lead Time

| Picture   | Vendor Item | GIS Item  | Alternate Item    | Vendor   | Item Description 01                          | Item Description 02                              | UM | Classification                | NS                       |
|---|-------------|-----------|-------------------|----------|--|--|----|-------------------------------|--------------------------|
|    | EV961812    | 9618-12   | * SEE<br>EV961807 | Everpure | OCS SUBMICRON<br>CARTRIDGE (12-<br>PACK)     | * REPLACED BY<br>EV961807, OCS2 (6-<br>PACK) *   | EA | Water Filter<br>Cartridge     | <input type="checkbox"/> |
|    | EV961816    | 9618-16   |                   | Everpure | 7CB5 FILTER<br>CARTRIDGE (6-<br>PACK)        | SOLD TO<br>CUSTOMER AS ONE<br>(1) EACH           | EA | Water Filter<br>Cartridge     | <input type="checkbox"/> |
|    | EV961821    | 9618-21   |                   | Everpure | 7CB5-S FILTER<br>CARTRIDGE (1-<br>PACK)      | CARBON BLOCK<br>FILTER                           | EA | Water Filter<br>Cartridge     | <input type="checkbox"/> |
|    | EV961826    | 9618-21   |                   | Everpure | 7CB5-S FILTER<br>CARTRIDGE (6-<br>PACK)      | CARBON BLOCK<br>FILTER. SOLD AS<br>SINGLE (1) EA | EA | Water Filter<br>Cartridge     | <input type="checkbox"/> |
|    | EV961901    |           |                   | Everpure | OW200L FILTER<br>CARTRIDGE (1-<br>PACK)      |  | EA | Water Filter<br>Cartridge     | <input type="checkbox"/> |
|    | EV961906    | 9619-06   |                   | Everpure | OW200L FILTER<br>CARTRIDGE (6-<br>PACK)      | FOR DRINKING<br>WATER                            | EA | Water Filter<br>Cartridge     | <input type="checkbox"/> |
|   | EV962700    | 9627-00   |                   | Everpure | NE-CC FILTER<br>ASSEMBLY (1-PACK)            |  | EA | Water Filter<br>Cartridge     | <input type="checkbox"/> |
|  | EV962705    | 9627-05   |                   | Everpure | 7CC-BW CALCITE<br>FEEDER FILTER (1-<br>PACK) |  | EA | Water Filter<br>Cartridge     | <input type="checkbox"/> |
|  | EV962714    | EV9627-14 |                   | Everpure | 2SR-BW FILTER<br>CARTRIDGE (1-<br>PACK)      |  | EA | Water Filter<br>Cartridge     | <input type="checkbox"/> |
|  | EV962828    | EV9628-28 |                   | Everpure | QUAD-MC2<br>CARTRIDGE KIT                    |  | EA | Water Filter<br>Cartridge Kit | <input type="checkbox"/> |

| Picture   | Vendor Item | GIS Item                  | Alternate Item | Vendor   | Item Description 01                               | Item Description 02                        | UM | Classification                | NS                                  |
|---|-------------|---------------------------|----------------|----------|---|--|----|-------------------------------|-------------------------------------|
|    | EV962829    | 9628-29                   |                | Everpure | QUAD-XC2<br>CARTRIDGE KIT                         | (RACETRAC)                                 | EA | Water Filter<br>Cartridge Kit | <input type="checkbox"/>            |
|    | EV962870    |                           |                | Everpure | ENDURANCE HIGH<br>FLOW TWIN<br>CARTRIDGE KIT      |  | EA | Water Filter<br>Cartridge Kit | <input checked="" type="checkbox"/> |
|    | EV962871    | EV9628-71                 |                | Everpure | ENDURANCE HIGH<br>FLOW TRIPLE<br>CARTRIDGE KIT    |  | EA | Water Filter<br>Cartridge Kit | <input type="checkbox"/>            |
|    | EV962871    | RT-<br>ENDURANCE3-<br>KIT |                | Everpure | ENDURANCE HIGH<br>FLOW TRIPLE<br>CARTRIDGE KIT    |  | EA | Water Filter<br>Cartridge Kit | <input type="checkbox"/>            |
|    | EV962872    | EV9628-72                 |                | Everpure | ENDURANCE HIGH<br>FLOW QUAD<br>CARTRIDGE KIT      |  | EA | Water Filter<br>Cartridge Kit | <input type="checkbox"/>            |
|    | EV963426    | EV9634-26                 |                | Everpure | 2H-L FILTER<br>CARTRIDGE (12-<br>PACK)            | SOLD TO<br>CUSTOMERS AS<br>SINGLE (1) EACH | EA | Water Filter<br>Cartridge     | <input type="checkbox"/>            |
|   | EV963526    | EV963526                  |                | Everpure | 4H-L FILTER<br>CARTRIDGE (6-<br>PACK)             | SOLD TO<br>CUSTOMERS AS<br>SINGLE (1) EACH | EA | Water Filter<br>Cartridge     | <input type="checkbox"/>            |
|  | EV969000    | 9690-00                   |                | Everpure | Micro-Pure Filter<br>Charge 2053 T-20<br>(6-PACK) | SOLD TO<br>CUSTOMERS AS<br>SINGLE (1) EACH | EA | Accessory<br>(Filtration)     | <input type="checkbox"/>            |
|  | EV969221    | 9692-21                   |                | Everpure | 4FC FILTER<br>CARTRIDGE (1-<br>PACK)              |  | EA | Water Filter<br>Cartridge     | <input type="checkbox"/>            |
|  | EV969231    | 9692-31                   |                | Everpure | 4FC-S FILTER<br>CARTRIDGE (1-<br>PACK)            |  | EA | Water Filter<br>Cartridge     | <input type="checkbox"/>            |

Non-Stocked,  
Lead Time











| Picture   | Vendor Item | GIS Item  | Alternate Item | Vendor   | Item Description 01   | Item Description 02                  | UM | Classification          | NS                                  |
|---|-------------|-----------|----------------|----------|---|--------------------------------------|----|-------------------------|-------------------------------------|
|    | EV969261    | 9692-61   |                | Everpure | 7FC FILTER CARTRIDGE (1-PACK)                                       |                                      | EA | Water Filter Cartridge  | <input type="checkbox"/>            |
|    | EV969265    | EV9692-65 |                | Everpure | ENDURANCE SEN CARTRIDGE (1-PACK)                                    |                                      | EA | Water Filter Cartridge  | <input type="checkbox"/>            |
|    | EV969271    |           |                | Everpure | 7FC-S FILTER CARTRIDGE (1-PACK)                                     |                                      | EA | Water Filter Cartridge  | <input checked="" type="checkbox"/> |
|    | EV969321    |           |                | Everpure | 4FC5 FILTER CARTRIDGE (1-PACK)                                      |                                      | EA | Water Filter Cartridge  | <input checked="" type="checkbox"/> |
|    | EV969331    | EV9693-31 |                | Everpure | 4FC5-S FILTER CARTRIDGE (1-PACK)                                    |                                      | EA | Water Filter Cartridge  | <input type="checkbox"/>            |
|    | EV969361    |           |                | Everpure | 7FC5 FILTER CARTRIDGE (1-PACK)                                      |                                      | EA | Water Filter Cartridge  | <input checked="" type="checkbox"/> |
|   | EV969371    |           |                | Everpure | 7FC5-S FILTER CARTRIDGE (1-PACK)                                    |                                      | EA | Water Filter Cartridge  | <input checked="" type="checkbox"/> |
|  | EV975111    | 9751-11   |                | Everpure | EFS5002-K CUNO CARTRIDGE (6-PACK)                                   | SOLD TO CUSTOMERS AS SINGLE (1) EACH | EA | Water Filter Cartridge  | <input type="checkbox"/>            |
|  | EV976100    | EV976100  |                | Everpure | XCLM+ HIGH CAPACITY CHLORAMINES REDUCTION FILTER CARTRIDGE (1-PACK) |                                      | EA | Water Filter Cartridge  | <input type="checkbox"/>            |
|  | EV976111    | EV976111  |                | Everpure | QC7I SINGLE XCLM+ FILTRATION SYSTEM                                 | HIGH CAPACITY CHLORAMINES REDUCTION  | EA | Water Filtration System | <input type="checkbox"/>            |

Non-Stocked, Lead Time

Non-Stocked, Lead Time


Non-Stocked, Lead Time





Non-Stocked, Lead Time

| Picture   | Vendor Item | GIS Item    | Alternate Item | Vendor   | Item Description 01                      | Item Description 02                 | UM | Classification             | NS                                  |
|---|-------------|-------------|----------------|----------|--|-------------------------------------|----|----------------------------|-------------------------------------|
|     | EV976132    |             |                | Everpure | HIGH FLOW CSR TWIN-XCLM+ HIGH CAPACITY   | CHLORAMINES REDUCTION SYSTEM        | EA | Water Filtration System    | <input checked="" type="checkbox"/> |
|     | EV976134    |             |                | Everpure | HIGH FLOW CSR QUAD-XCLM+ HIGH CAPACITY   | CHLORAMINES REDUCTION SYSTEM        | EA | Water Filtration System    | <input checked="" type="checkbox"/> |
|    | EV977100    | EV977100    |                | Everpure | 7CLM+ HIGH CAPACITY CHLORAMINES          | REDUCTION FILTER CARTRIDGE (1-PACK) | EA | Water Filter Cartridge     | <input type="checkbox"/>            |
|    | EV977111    | EV977111    |                | Everpure | QC7I SINGLE 7CLM+ FILTRATION SYSTEM      | CHLORAMINES REDUCTION SYSTEM        | EA | Water Filtration System    | <input type="checkbox"/>            |
|     | EV977112    | EV9771-12   |                | Everpure | QC7I TWIN - 7CLM+ FILTRATION SYSTEM      |                                     | EA | Water Filtration System    | <input type="checkbox"/>            |
|     | EV977122    | EV9771-22   |                | Everpure | COLD DRINK 2 SYSTEM 7CLM+ HIGH CAPACITY  | CHLORAMINES REDUCTION SYSTEM        | EA | Water Filtration System    | <input type="checkbox"/>            |
|    | EV977132    | EV9771-32   |                | Everpure | HIGH FLOW CRS TWIN-7CLM+ HIGH CAPACITY   | CHLORAMINES REDUCTION SYSTEM        | EA | Water Filtration System    | <input type="checkbox"/>            |
|  | EV977132RCK | EV977132RCK |                | Everpure | 7CLM+ TWIN CARTRIDGE KIT                 | ** THIS IS A GIS ASSEMBLED KIT **   | EA | Water Filter Cartridge Kit | <input type="checkbox"/>            |
|   | EV977133    | EV9771-33   |                | Everpure | HIGH FLOW CSR TRIPLE-7CLM+ HIGH CAPACITY | CHLORAMINES REDUCTION SYSTEM        | EA | Water Filtration System    | <input type="checkbox"/>            |
|   | EV977133RCK | EV977133RCK |                | Everpure | 7CLM+ TRIPLE CARTRIDGE KIT               | ** THIS IS A GIS ASSEMBLED KIT **   | EA | Water Filter Cartridge Kit | <input type="checkbox"/>            |

Non-Stocked, Lead Time

Non-Stocked, Lead Time

| Picture   | Vendor Item | GIS Item    | Alternate Item | Vendor   | Item Description 01                       | Item Description 02                  | UM | Classification             | NS                       |
|---|-------------|-------------|----------------|----------|---|--------------------------------------|----|----------------------------|--------------------------|
|     | EV977134    | EV9771-34   |                | Everpure | HIGH FLOW CSR QUAD-7CLM+ HIGH CAPACITY    | CHLORAMINES REDUCTION SYSTEM         | EA | Water Filtration System    | <input type="checkbox"/> |
|     | EV977134RCK | EV977134RCK |                | Everpure | 7CLM+ QUAD CARTRIDGE KIT                  | ** THIS IS A GIS ASSEMBLED KIT **    | EA | Water Filter Cartridge Kit | <input type="checkbox"/> |
|    | EV978110    | 9781-10     |                | Everpure | EFS8002 CUNO CARTRIDGE (6-PACK)           | SOLD TO CUSTOMERS AS SINGLE (1) EACH | EA | Water Filter Cartridge     | <input type="checkbox"/> |
|    | EV978112    | 9781-12     |                | Everpure | EFS8002-S CUNO CARTRIDGE (6-PACK)         | SOLD TO CUSTOMERS AS SINGLE (1) EACH | EA | Water Filter Cartridge     | <input type="checkbox"/> |
|    | EV979580    | 9795-80     |                | Everpure | E-10 PREFILTER SYSTEM                     |                                      | EA | Water Filtration System    | <input type="checkbox"/> |
|    | EV979590    | 9795-71     |                | Everpure | E-20 PREFILTER SYSTEM                     |                                      | EA | Water Filtration System    | <input type="checkbox"/> |
|   | EV979720    | EV9797-20   |                | Everpure | SR-X FEEDER & DELIMING SYSTEM             |                                      | EA | Water Filtration System    | <input type="checkbox"/> |
|  | EV979721    | 9797-21     |                | Everpure | KLEENSTEAM II SINGLE SYSTEM W/ SCALESTICK |                                      | EA | Water Filtration System    | <input type="checkbox"/> |
|  | EV979722    | 9797-22     |                | Everpure | KLEENSTEAM II TWIN SYSTEM W/ SCALESTICK   |                                      | EA | Water Filtration System    | <input type="checkbox"/> |
|  | EV979740    | EV9797-40   |                | Everpure | KLEENSTEAM II TWIN SYSTEM                 | WITHOUT SCALESTICK                   | EA | Water Filtration System    | <input type="checkbox"/> |

| Picture   | Vendor Item | GIS Item  | Alternate Item | Vendor   | Item Description 01                   | Item Description 02                  | UM | Classification          | NS                                  |
|---|-------------|-----------|----------------|----------|---------------------------------------|--------------------------------------|----|-------------------------|-------------------------------------|
|    | EV979750    | 9797-50   |                | Everpure | KLEENSTEAM CT SYSTEM                  |                                      | EA | Water Filtration System | <input type="checkbox"/>            |
|    | EV979833    | 9796-20   |                | Everpure | SCALEKLEEN 7 OZ PACKET (24-PACK/CASE) | SOLD TO CUSTOMERS AS SINGLE (1) EACH | EA | Accessory (Filtration)  | <input type="checkbox"/>            |
|    | EV979835    | 9796-01   |                | Everpure | SCALEKLEEN 2.2 LB CANISTER            | (4-CANISTERS/CASE)                   | EA | Accessory (Filtration)  | <input type="checkbox"/>            |
|    | EV979835    | EV9798-35 |                | Everpure | SCALEKLEEN 2.2 LB CANISTER            | (4-CANISTERS/CASE)                   | EA | Accessory (Filtration)  | <input type="checkbox"/>            |
|    | EV979845    | 9798-45   |                | Everpure | SR-X FEEDER SYSTEM                    |                                      | EA | Water Filtration System | <input type="checkbox"/>            |
|    | EV979870    |           |                | Everpure | 2SR-BW ENDURANCE FEEDER SYSTEM        |                                      | EA | Water Filtration System | <input checked="" type="checkbox"/> |
|   | EV979875    |           |                | Everpure | 2SR-BW QL2 ENDURANCE FEEDER SYSTEM    | GENERAL PURPOSE                      | EA | Water Filtration System | <input checked="" type="checkbox"/> |
|  | EV979902    | 9799-02   |                | Everpure | SS-10 SCALESTICK CARTRIDGE (12-PACK)  | SOLD TO CUSTOMERS AS SINGLE (1) EACH | EA | Water Filter Cartridge  | <input type="checkbox"/>            |
|  | EV979910    |           |                | Everpure | KLEENWARE HTS-10 SYSTEM               |                                      | EA | Water Filtration System | <input checked="" type="checkbox"/> |
|  | EV979911    | 9799-11   |                | Everpure | KLEENWARE HTS-11 SYSTEM               |                                      | EA | Water Filtration System | <input type="checkbox"/>            |

Non-Stocked, Lead Time











Non-Stocked, Lead Time

Non-Stocked, Lead Time



| Picture   | Vendor Item | GIS Item   | Alternate Item | Vendor   | Item Description 01                   | Item Description 02                  | UM | Classification             | NS                                  |
|---|-------------|------------|----------------|----------|---------------------------------------|--------------------------------------|----|----------------------------|-------------------------------------|
|    | EV979922    |            |                | Everpure | HT-10 REPLACEMENT CARTRIDGE (6-       | ALSO FOR THE HTS-10                  | EA | Water Filter Cartridge     | <input checked="" type="checkbox"/> |
|    | EV979932    | 9799-32    |                | Everpure | SS-IMF SCALESTICK CARTRIDGE (12-PACK) | SOLD TO CUSTOMERS AS SINGLE (1) EACH | EA | Water Filter Cartridge     | <input type="checkbox"/>            |
|    | EV979942    | 9799-42    |                | Everpure | SS-XL SCALESTICK (IMF) (6-PACK)       | SOLD TO CUSTOMERS AS SINGLE (1) EACH | EA | Water Filter Cartridge     | <input type="checkbox"/>            |
|    | EV983001    | DEV9830-01 |                | Everpure | HQS-WF HIGH QUALITY FILTER CARTRIDGE  | WITH SCALE PROTECTION (12-PACK)      | EA | Water Filter Cartridge     | <input type="checkbox"/>            |
|    | EV997038    | EV9970-38  |                | Everpure | MRS ENVI-RO-600 SYSTEM                | REVERSE OSMOSIS SYSTEM               | EA | Water Filtration System    | <input type="checkbox"/>            |
|    | EV997042    | 9970-42    |                | Everpure | TRIPLE MC2 CARTRIDGE KIT              |                                      | EA | Water Filter Cartridge Kit | <input type="checkbox"/>            |
|   | FE4620YYAB  | FE4620YYAB |                | Everpure | ENDURANCE TKO MICROFILTER (1-PACK)    |                                      | EA | Water Filter Cartridge     | <input type="checkbox"/>            |
|   | RT-7FC-KIT  | RT-7FC-KIT | EV962860       | Everpure | QUAD 7FC CARTRIDGE KIT                | (RACETRAC) ** GIS ASSEMBLED KIT **   | EA | Water Filter Cartridge Kit | <input type="checkbox"/>            |
|  | SH144368    | 3093-53    | EV309353       | Everpure | BOWL WRENCH (SH144368)                |                                      | EA | TOOL                       | <input type="checkbox"/>            |
|  | SH153087    | SH153087   |                | Everpure | ENDURANCE PREFILTER BOWL, GRAY        |                                      | EA | PART                       | <input type="checkbox"/>            |

Non-Stocked,  
Lead Time

| Picture  | Vendor Item  | GIS Item        | Alternate Item  | Vendor | Item Description 01              | Item Description 02                  | UM | Classification | NS                                  |
|--|--------------|-----------------|-----------------|--------|----------------------------------|--------------------------------------|----|----------------|-------------------------------------|
|    | 12-0000-0371 | FBD12-0000-0371 |                 | FBD    | EPROM                            | FOR FBD554                           | EA | PART           | <input type="checkbox"/>            |
|    | 12-0202-0001 | FBD12-0202-0001 |                 | FBD    | UPPER MANIFOLD ASSY (OBS)        | SHOWS (1) IN STOCK AND (2) ON TRUCK. | EA | PART           | <input type="checkbox"/>            |
|    | 12-0202-0002 | FBD12-0202-0002 |                 | FBD    | LOWER MANIFOLD ASSEMBLY          | FOR FBD500                           | EA | PART           | <input type="checkbox"/>            |
|    | 12-0251-0001 | FBD12-0251-0001 |                 | FBD    | FACEPLATE ASSEMBLY, DDV, FCB     | FOR FBD352/500/550/56X/77X           | EA | PART           | <input type="checkbox"/>            |
|    | 12-0251-0003 |                 |                 | FBD    | ADA DDV FACEPLATE ASSY, FCB      | FOR FBD77X / FBD352                  | EA | PART           | <input checked="" type="checkbox"/> |
|    | 12-0251-2001 | FBD12-0251-2001 |                 | FBD    | FACE PLATE ASSEMBLY              | FOR FBD554                           | EA | PART           | <input type="checkbox"/>            |
|   | 12-0251-2101 |                 |                 | FBD    | LONG HANDLE, FACEPLATE ASSY, FCB | FOR FBD772 / FBD773 / FBD774         | EA | PART           | <input checked="" type="checkbox"/> |
|  | 12-0253-0010 | FBD12-0253-0010 | FBD52-0151-0001 | FBD    | FACE PLATE RELIEF VALVE          | FOR FBD500/550/56X/77X               | EA | PART           | <input type="checkbox"/>            |
|  | 12-0290-0002 | FBD12-0290-0002 | FBD12-0291-0003 | FBD    | BEATER DRIVE MOTOR               | FOR FBD500 / FBD77X                  | EA | Motor          | <input type="checkbox"/>            |
|  | 12-0291-0003 | FBD12-0291-0003 | 12-0290-0002    | FBD    | BEATER DRIVE MOTOR               | FOR FBD77X / FBD500                  | EA | Motor          | <input type="checkbox"/>            |










Non-Stocked,  
Lead Time











Non-Stocked,  
Lead Time

| Picture   | Vendor Item  | GIS Item        | Alternate Item  | Vendor | Item Description 01                  | Item Description 02              | UM | Classification | NS                                  |
|---|--------------|-----------------|-----------------|--------|--------------------------------------|----------------------------------|----|----------------|-------------------------------------|
|    | 12-0296-0003 |                 |                 | FBD    | RIGHT PANEL ASSEMBLY                 | FOR FBD500 / FBD550 / FBD56X     | EA | PART           | <input checked="" type="checkbox"/> |
|    | 12-0297-0003 | 12-0297-0003    |                 | FBD    | LEFT PANEL ASSEMBLY                  | FOR FBD500 / FBD550 / FBD56X     | EA | PART           | <input type="checkbox"/>            |
|     | 12-0301-0001 | FBD12-0301-0001 |                 | FBD    | BEATER BAR ASSEMBLY                  | FOR FBD500 / FBD56X / FBD77X     | EA | PART           | <input type="checkbox"/>            |
|    | 12-0316-0001 | FBD12-0316-0001 | 12-0316-0004    | FBD    | FBD EXPANSION TANK                   | * REPLACED BY OEM # 12-0316-0004 | EA | PART           | <input type="checkbox"/>            |
|    | 12-0316-0004 |                 | FBD12-0316-0001 | FBD    | EXPANSION TANK, 3/8 FITTINGS, FLOJET | FOR FBD352/550/553/56X/77X       | EA | PART           | <input checked="" type="checkbox"/> |
|     | 12-0351-0002 | FBD12-0351-0001 |                 | FBD    | TEMPERATURE SENSOR W/ LOOM           |                                  | EA | PART           | <input type="checkbox"/>            |
|    | 12-0351-0005 | FBD12-0351-0005 | 12-2509-0001    | FBD    | 4 WIRE TEMP SENSOR                   | * REPLACED BY OEM # 12-2509-0001 | EA | PART           | <input type="checkbox"/>            |
|   | 12-0364-0001 | FBD12-0364-0001 | 12-2682-0200    | FBD    | TRANSDUCER UNIV LEFT SENSOR          | * REPLACED BY OEM # 12-2682-0200 | EA | PART           | <input type="checkbox"/>            |
|  | 12-0501-0001 | FBD12-0501-0001 | 12-0501-0009    | FBD    | FREEZE PACK, FOR FBD500              | * REPLACED BY OEM # 12-0501-0009 | EA | Freeze Pack    | <input type="checkbox"/>            |
|  | 12-0501-0003 | FBD12-0501-0003 | 12-0501-0008    | FBD    | FREEZE PACK, FOR FBD550 / FBD500     | * REPLACED BY OEM # 12-0501-0008 | EA | Freeze Pack    | <input type="checkbox"/>            |

Non-Stocked,  
Lead Time

Non-Stocked,  
Lead Time

| Picture  | Vendor Item    | GIS Item          | Alternate Item  | Vendor | Item Description 01              | Item Description 02 | UM | Classification | NS                                  |                        |
|--|----------------|-------------------|-----------------|--------|----------------------------------|---------------------|----|----------------|-------------------------------------|------------------------|
|    | 12-0501-0006   |                   |                 | FBD    | FREEZE PACK ASSEMBLY             | FOR FBD562          | EA | Freeze Pack    | <input checked="" type="checkbox"/> | Non-Stocked, Lead Time |
|    | 12-0501-0008   |                   | FBD12-0501-0003 | FBD    | FREEZE PACK                      | FOR FBD550 / FBD500 | EA | Freeze Pack    | <input checked="" type="checkbox"/> | Non-Stocked, Lead Time |
|    | 12-0501-0009   |                   | FBD12-0501-0001 | FBD    | FREEZE PACK                      | FOR FBD500          | EA | Freeze Pack    | <input checked="" type="checkbox"/> | Non-Stocked, Lead Time |
|    | 12-0511-0001   | FBD12-0511-0001   |                 | FBD    | KEYPAD W/ ACRYLIC BACKPLATE      | FOR FBD500          | EA | PART           | <input type="checkbox"/>            |                        |
|    | 12-0511-0002   | FBD12-0511-0002   |                 | FBD    | KEYPAD W/ ACRYLIC BACKPLATE      | FOR FBD500          | EA | PART           | <input type="checkbox"/>            |                        |
|    | 12-0541-0005-R | FBD12-0541-0005-R |                 | FBD    | REBUILT MAIN BOARD FBD500 (OBS)  | SHOWS (1) ON TRUCK. | EA | Control Board  | <input type="checkbox"/>            |                        |
|    | 12-0542-0001   | FBD12-0542-0001   |                 | FBD    | MAIN BOARD, FOR FBD500/550 (OBS) | SHOWS (1) ON TRUCK. | EA | Control Board  | <input type="checkbox"/>            |                        |
|  | 12-0551-0001   |                   |                 | FBD    | DISPLAY BOARD LED W/ HARNESS     | FOR FBD500 / FBD56X | EA | PART           | <input checked="" type="checkbox"/> | Non-Stocked, Lead Time |
|  | 12-0551-0009   |                   |                 | FBD    | GRAPHIC DISPLAY, 5" LCD          | FOR FBD77X          | EA | PART           | <input checked="" type="checkbox"/> | Non-Stocked, Lead Time |
|  | 12-0570-0002   |                   |                 | FBD    | TRANSFORMER, 240V/194VA, REV3    | FOR FBD562 / FBD563 | EA | Transformer    | <input checked="" type="checkbox"/> | Non-Stocked, Lead Time |

| Picture   | Vendor Item  | GIS Item        | Alternate Item  | Vendor | Item Description 01                          | Item Description 02                     | UM | Classification | NS                                  |
|---|--------------|-----------------|-----------------|--------|--|---|----|----------------|-------------------------------------|
|    | 12-0570-0005 |                 |                 | FBD    | TRANSFORMER,<br>240V/194VA                   | FOR FBD564                              | EA | Transformer    | <input checked="" type="checkbox"/> |
|    | 12-0570-0010 |                 | FBD14-0379-0001 | FBD    | TRANSFORMER<br>240/192                       | FOR FBD77X /<br>FBD500                  | EA | Transformer    | <input checked="" type="checkbox"/> |
|    | 12-0571-0001 | FBD12-0571-0001 |                 | FBD    | TRANSFORMER T1<br>12V                        |   | EA | Transformer    | <input type="checkbox"/>            |
|    | 12-0666-0001 | FBD12-0666-0001 |                 | FBD    | FBD<br>ACCUMULATOR                           |   | EA | PART           | <input type="checkbox"/>            |
|    | 12-0976-0001 | FBD12-0976-0001 |                 | FBD    | CHECK VALVE ASSY,<br>FOR FBD500/550<br>(OBS) | SHOWS (1) IN<br>STOCK.                  | EA | PART           | <input type="checkbox"/>            |
|    | 12-1140-0001 | FBD12-1140-0001 |                 | FBD    | VALVE REPAIR KIT                             |   | EA | PART           | <input type="checkbox"/>            |
|   | 12-1151-0001 | FBD12-1151-0001 |                 | FBD    | COUPLER, DIRECT<br>DRIVE CERAMIC             | FOR FBD352 /<br>FBD56X / FBD77X         | EA | PART           | <input type="checkbox"/>            |
|  | 12-2040-0001 | FBD12-2040-0001 |                 | FBD    | KEYPAD W/ BACK<br>PLATE                      | FOR FBD554                              | EA | PART           | <input type="checkbox"/>            |
|  | 12-2054-0001 | FBD12-2054-0001 | 12-9100-0001    | FBD    | MAIN CONTROLLER<br>BOARD, FOR<br>FBD554      | * REPLACED BY<br>OEM # 12-9100-<br>0001 | EA | Control Board  | <input type="checkbox"/>            |
|  | 12-2058-0005 |                 |                 | FBD    | FREEZE PACK<br>ASSEMBLY                      | FOR FBD563                              | EA | Freeze Pack    | <input checked="" type="checkbox"/> |

Non-Stocked,  
Lead Time

Non-Stocked,  
Lead Time

Non-Stocked,  
Lead Time

| Picture  | Vendor Item  | GIS Item        | Alternate Item  | Vendor | Item Description 01               | Item Description 02             | UM | Classification     | NS                                  |
|--|--------------|-----------------|-----------------|--------|-----------------------------------|---------------------------------|----|--------------------|-------------------------------------|
|    | 12-2058-0008 |                 |                 | FBD    | FREEZE PACK ASSEMBLY, AIR         | FOR FBD773                      | EA | Freeze Pack        | <input checked="" type="checkbox"/> |
|    | 12-2059-0001 | FBD12-2059-0001 |                 | FBD    | TEMPERATURE SENSOR RTD            | FOR FBD562 / FBD563 / FBD564    | EA | PART               | <input type="checkbox"/>            |
|    | 12-2059-0002 | FBD12-2059-0002 |                 | FBD    | TEMPERATURE SENSOR W/O RTD        |                                 | EA | PART               | <input type="checkbox"/>            |
|    | 12-2174-0001 | FBD12-2174-0001 |                 | FBD    | TEMP SENSOR REPAIR KIT            |                                 | EA | PART               | <input type="checkbox"/>            |
|    | 12-2275-0010 |                 | FBD17-0481-0002 | FBD    | MOUNTING PLATE, GEARMOTOR         | FOR FBD553D                     | EA | PART               | <input checked="" type="checkbox"/> |
|    | 12-2307-0001 | FBD12-2307-0001 |                 | FBD    | VALVE REPAIR KIT, MAJOR           |                                 | EA | PART               | <input type="checkbox"/>            |
|   | 12-2474-0073 | 12-2474-0073    |                 | FBD    | INSTALL KIT, BULK CO2             | FBD561 (?)                      | EA | OTHER              | <input type="checkbox"/>            |
|  | 12-2493-0001 | 12-2493-0001    |                 | FBD    | FBD772 STAND W/ CASTERS, STANDARD |                                 | EA | Accessory, General | <input type="checkbox"/>            |
|  | 12-2509-0001 |                 | FBD12-0351-0005 | FBD    | 4 WIRE TEMP SENSOR                | FOR FBD500                      | EA | PART               | <input checked="" type="checkbox"/> |
|  | 12-2516-0001 | 12-2516-0001    |                 | FBD    | FBD773 STAND W/ CASTERS, STANDARD | FOR ANY 3-BARREL FBD DISPENSERS | EA | Accessory, General | <input type="checkbox"/>            |

Non-Stocked, Lead Time

Non-Stocked, Lead Time






Non-Stocked, Lead Time

| Picture  | Vendor Item  | GIS Item        | Alternate Item  | Vendor | Item Description 01                       | Item Description 02            | UM | Classification | NS                                  |
|--|--------------|-----------------|-----------------|--------|---|--------------------------------|----|----------------|-------------------------------------|
|    | 12-2533-0001 | 12-2533-0001    |                 | FBD    | FBD UNIVERSAL LEG SET (4-PACK)            |                                | EA | Leg Set        | <input type="checkbox"/>            |
|    | 12-2533-0001 | FBD12-2533-0001 |                 | FBD    | LANCER FBD LEG SET (SET OF 4)             |                                | EA | Leg Set        | <input type="checkbox"/>            |
|    | 12-2537-0001 | FBD12-2537-0001 |                 | FBD    | KEYPAD W/ BACK PLATE                      | FOR FBD500 / FBD550            | EA | PART           | <input type="checkbox"/>            |
|    | 12-2546-0001 | FBD12-2546-0001 |                 | FBD    | DRAIN ELBOW KIT                           | FOR FBD500 / FBD550 / FBD56X   | EA | PART           | <input type="checkbox"/>            |
|    | 12-2546-0025 |                 |                 | FBD    | DRIP TRAY, RECTANGULAR                    | FOR FBD773                     | EA | Drip Tray      | <input checked="" type="checkbox"/> |
|    | 12-2546-0026 |                 | FBD19-2386-0003 | FBD    | DRIP TRAY                                 | FOR FBD774                     | EA | Drip Tray      | <input checked="" type="checkbox"/> |
|   | 12-2602-0001 | FBD12-2602-0001 |                 | FBD    | RETURN TEMPERATURE SENSOR, FOR            | DOESN'T INCLUDE ENTIRE HARNESS | EA | PART           | <input type="checkbox"/>            |
|  | 12-2602-0002 | FBD12-2602-0002 |                 | FBD    | THERMISTER, SENSOR, TEMP, IP68, 5/8" CLIP | FOR FBD772 / FBD773 / FBD774   | EA | PART           | <input type="checkbox"/>            |
|  | 12-2607-0007 |                 |                 | FBD    | COIL, HOT GAS SOLENOID                    | FOR FBD500                     | EA | Hot Gas Valve  | <input checked="" type="checkbox"/> |
|  | 12-2681-0040 | FBD12-2681-0040 | FBD12-2681-0200 | FBD    | PRESSURE TRANSDUCER                       | FOR FBD553 / FBD564            | EA | PART           | <input type="checkbox"/>            |

Non-Stocked, Lead Time

Non-Stocked, Lead Time

Non-Stocked, Lead Time

| Picture   | Vendor Item  | GIS Item        | Alternate Item  | Vendor | Item Description 01                     | Item Description 02               | UM | Classification | NS                                  |
|---|--------------|-----------------|-----------------|--------|---|-----------------------------------|----|----------------|-------------------------------------|
|     | 12-2681-0100 | FBD12-2681-0100 |                 | FBD    | PRESSURE TRANSDUCER 0-100 PSI           | FOR FBD352 / FBD56X / FBD77X      | EA | PART           | <input type="checkbox"/>            |
|     | 12-2681-0140 |                 |                 | FBD    | HARNESS, WIRE LEAD, PRESSURE TRANSDUCER | 40", FOR FBD562 / FBD563 / FBD564 | EA | Wire Harness   | <input checked="" type="checkbox"/> |
|     | 12-2681-0200 | FBD12-2681-0200 | FBD12-2681-0040 | FBD    | PRESSURE TRANSDUCER,                    | FOR FBD553 / FBD56X               | EA | PART           | <input type="checkbox"/>            |
|     | 12-2682-0200 |                 | FBD12-0364-0001 | FBD    | TRANSDUCER UNIV LEFT SENSOR             | FOR FBD550                        | EA | PART           | <input checked="" type="checkbox"/> |
|    | 12-2691-0001 | FBD12-2691-0001 |                 | FBD    | WIRE HARNESS 554 NTR TO BOARD           | FOR FBD554                        | EA | Wire Harness   | <input type="checkbox"/>            |
|    | 12-2695-0001 | FBD12-2695-0001 | FBD36-0100-0001 | FBD    | COMPRESSOR KIT,                         | FOR FBD500 / FBD550               | EA | Compressor     | <input type="checkbox"/>            |
|    | 12-2722-0005 | FBD12-2722-0005 |                 | FBD    | FBD POWER CORD, MAIN AC                 |                                   | EA | PART           | <input type="checkbox"/>            |
|   | 12-2747-0001 | FBD12-2747-0001 |                 | FBD    | FBD DDV SERVING VALVE, BLACK            | FOR FBD56X / FBD77X               | EA | PART           | <input type="checkbox"/>            |
|   | 12-2747-0004 | FBD12-2747-0004 |                 | FBD    | FBD DDV DISPENSE VALVE - ADA, BLACK     | FOR FBD772 / FBD773 / FBD774      | EA | PART           | <input type="checkbox"/>            |
|  | 12-2747-0011 |                 |                 | FBD    | DDV MINOR REBUILD KIT, FCB              | FOR FBD562 / FBD563 / FBD564      | EA | PART           | <input checked="" type="checkbox"/> |








Non-Stocked, Lead Time







Non-Stocked, Lead Time

Non-Stocked, Lead Time




| Picture  | Vendor Item  | GIS Item        | Alternate Item  | Vendor | Item Description 01           | Item Description 02                 | UM | Classification | NS   |
|--|--------------|-----------------|-----------------|--------|-------------------------------|-------------------------------------|----|----------------|--|
|   | 12-2747-0016 | FBD12-2747-0016 |                 | FBD    | ADA HANDLE CONVERSION KIT     |                                     | EA | PART           | <input type="checkbox"/>                                   |
|    | 12-2747-0021 | FBD12-2747-0021 |                 | FBD    | DDV MAJOR REBUILD KIT, FCB    | FOR FBD562 / FBD563 / FBD564        | EA | PART           | <input type="checkbox"/>                                   |
|    | 12-2749-0005 | FBD12-2749-0005 |                 | FBD    | HARNESS, LPB P14 TO CNTRL P12 |                                     | EA | Wire Harness   | <input type="checkbox"/>                                   |
|    | 12-2749-0024 | FBD12-2749-0024 |                 | FBD    | HARNESS LPB P9 TO TRANSFORMER | LEFT INPUT 24V AC P9 TO TRANSFORMER | EA | Wire Harness   | <input type="checkbox"/>                                   |
|    | 12-2770-0002 | FBD12-2770-0002 |                 | FBD    | ACRYLIC KEYPAD ASSY           | FOR FBD564                          | EA | PART           | <input type="checkbox"/>                                   |
|    | 12-2771-0001 | FBD12-2771-0001 | FBD12-9100-0012 | FBD    | MAIN CONTROL BOARD            | * REPLACED BY OEM # 12-9100-0012    | EA | Control Board  | <input type="checkbox"/>                                   |
|  | 12-2771-0002 | FBD12-2771-0002 |                 | FBD    | AUX BOARD ASSEMBLY            | FOR FBD564                          | EA | Control Board  | <input type="checkbox"/>                                   |
|  | 12-2780-0440 | 12-2780-0440    |                 | FBD    | SHORT, VERTICAL MERCHANDISER  |                                     | EA | Merchandiser   | <input type="checkbox"/>                                   |
|  | 12-2786-0002 |                 |                 | FBD    | FREEZE PACK ASSEMBLY, AIR     | FOR FBD774                          | EA | Freeze Pack    | <input checked="" type="checkbox"/> Non-Stocked, Lead Time |
|  | 12-2786-0003 |                 |                 | FBD    | FREEZE PACK ASSEMBLY          | FOR FBD564                          | EA | Freeze Pack    | <input checked="" type="checkbox"/> Non-Stocked, Lead Time |



| Picture  | Vendor Item  | GIS Item        | Alternate Item  | Vendor | Item Description 01             | Item Description 02                   | UM | Classification | NS                                  |                        |
|--|--------------|-----------------|-----------------|--------|---------------------------------|---------------------------------------|----|----------------|-------------------------------------|------------------------|
|    | 12-2786-0004 |                 |                 | FBD    | FREEZE PACK ASSEMBLY, AIR       | FOR FBD772                            | EA | Freeze Pack    | <input checked="" type="checkbox"/> | Non-Stocked, Lead Time |
|    | 12-2787-0100 | FBD12-2787-0100 |                 | FBD    | ACTIVE CHARGE REGULATOR         | FOR FBD562 / FBD563 / FBD564          | EA | PART           | <input type="checkbox"/>            |                        |
|    | 12-2787-0103 |                 |                 | FBD    | REGULATOR ASSEMBLY, CO2, 60 PSI | FOR FBD772 / FBD773 / FBD774          | EA | PART           | <input checked="" type="checkbox"/> | Non-Stocked, Lead Time |
|    | 12-2787-0104 |                 |                 | FBD    | REGULATOR ASSEMBLY, CO2, 30 PSI | FOR FBD772 / FBD773 / FBD774          | EA | PART           | <input checked="" type="checkbox"/> | Non-Stocked, Lead Time |
|    | 12-2837-0001 |                 | FBD52-0137-0003 | FBD    | DUAL CERAMIC FLOW CONTROL       | VALVE, KIT, FLOMATIC, BLACK, LEFT     | EA | PART           | <input checked="" type="checkbox"/> | Non-Stocked, Lead Time |
|    | 12-2837-0002 |                 | FBD12-2837-0002 | FBD    | DUAL CERAMIC FLOW CONTROL       | VALVE, KIT, FLOMATIC, WHITE, RIGHT    | EA | PART           | <input checked="" type="checkbox"/> | Non-Stocked, Lead Time |
|   | 12-2864-0012 | FBD12-2864-0012 |                 | FBD    | FBD DDV VALVE HANDLE BLACK      |                                       | EA | PART           | <input type="checkbox"/>            |                        |
|  | 12-2867-0101 | FBD12-2867-0101 |                 | FBD    | SOLUTION MODULE                 | FOR FBD554 / FBD562 / FBD563 / FBD564 | EA | PART           | <input type="checkbox"/>            |                        |
|  | 12-2867-0106 | FBD12-2867-0106 |                 | FBD    | CO2 MODULE                      | FOR FBD554 / FBD562 / FBD563 / FBD564 | EA | PART           | <input type="checkbox"/>            |                        |
|  | 12-2867-0107 |                 |                 | FBD    | CO2 ATTACHMENT MODULE ASSEMBLY  | FOR FBD563 / FBD564                   | EA | PART           | <input checked="" type="checkbox"/> | Non-Stocked, Lead Time |

| Picture   | Vendor Item  | GIS Item        | Alternate Item | Vendor | Item Description 01                 | Item Description 02                  | UM | Classification     | NS                                  |                        |
|---|--------------|-----------------|----------------|--------|-------------------------------------|--------------------------------------|----|--------------------|-------------------------------------|------------------------|
|    | 12-2867-0700 |                 |                | FBD    | MOUNTING BLOCK ASSEMBLY             | FOR FBD772 / FBD773 / FBD774         | EA | PART               | <input checked="" type="checkbox"/> | Non-Stocked, Lead Time |
|    | 12-2867-0704 |                 |                | FBD    | SOLUTION MODULE, CO2 SOLENOID,      | ONE TRANSDUCER, FOR FBD77X           | EA | PART               | <input checked="" type="checkbox"/> | Non-Stocked, Lead Time |
|    | 12-2867-0705 | FBD12-2867-0705 |                | FBD    | SOLUTION MODULE, CO2 SOLENOID,      | TWO TRANSDUCERS, FOR FBD77X          | EA | PART               | <input type="checkbox"/>            |                        |
|    | 12-2869-0002 | FBD12-2869-0002 |                | FBD    | BEZEL ASSEMBLY W/ MASTER BOARD      | FOR FBD562 / FBD563 / FBD564         | EA | PART               | <input type="checkbox"/>            |                        |
|    | 12-2899-0001 | 12-2899-0001    |                | FBD    | FBD774 STAND W/ CASTERS, STANDARD   | CABINET FOR 4 BARREL FBD 26" WIDE SS | EA | Accessory, General | <input type="checkbox"/>            |                        |
|    | 12-2900-0001 | FBD12-2900-0001 | 12-9100-0014   | FBD    | MAIN CONTROL BOARD, FOR FBD563      | * REPLACED BY OEM # 12-9100-0014     | EA | Control Board      | <input type="checkbox"/>            |                        |
|   | 12-2901-0005 |                 |                | FBD    | KEYPAD, ACRYLIC ASSEMBLY            | FOR FBD562                           | EA | PART               | <input checked="" type="checkbox"/> | Non-Stocked, Lead Time |
|  | 12-2902-0003 | FBD12-2902-0003 |                | FBD    | TOUCH PAD                           | FOR FBD562 / FBD563 / FBD564         | EA | PART               | <input type="checkbox"/>            |                        |
|  | 12-2944-2001 |                 |                | FBD    | SHORT HANDLE, SDV II VALVE ASSEMBLY | FOR FBD772 / FBD773 / FBD774         | EA | PART               | <input checked="" type="checkbox"/> | Non-Stocked, Lead Time |
|  | 12-2944-2101 |                 |                | FBD    | LONG HANDLE, SDV II VALVE ASSEMBLY  | FOR FBD772 / FBD773 / FBD774         | EA | PART               | <input checked="" type="checkbox"/> | Non-Stocked, Lead Time |

| Picture  | Vendor Item  | GIS Item        | Alternate Item  | Vendor | Item Description 01                        | Item Description 02          | UM | Classification    | NS                                  |
|--|--------------|-----------------|-----------------|--------|--|------------------------------|----|-------------------|-------------------------------------|
|   | 12-2952-0001 | FBD12-2952-0001 |                 | FBD    | COMPRESSOR KIT                             | FOR FBD564 / FBD773 / FBD774 | EA | Compressor        | <input type="checkbox"/>            |
|   | 12-2952-0002 | FBD12-2952-0002 |                 | FBD    | COMPRESSOR KIT                             | FOR FBD562 / FBD563 / FBD772 | EA | Compressor        | <input type="checkbox"/>            |
|   | 12-2980-0001 | FBD14-0481-0001 | FBD12-2980-0001 | FBD    | COMPRESSOR RUN CAPACITOR                   | FOR FBD500                   | EA | PART              | <input type="checkbox"/>            |
|    | 12-2998-0001 | FBD12-2998-0001 |                 | FBD    | SHURFLO WATER PUMP - REGULATOR KIT         | FOR FBD352 / FBD56X          | EA | PART              | <input type="checkbox"/>            |
|    | 12-3003-0006 | 12-3003-0001    |                 | FBD    | FBD RC W/ 50FT LINE SET                    | REMOTE INSTALLATION KIT      | EA | Condenser, Remote | <input type="checkbox"/>            |
|    | 12-3003-0012 | 12-3003-0012    |                 | FBD    | FBD DUAL REMOTE CONDENSER                  |                              | EA | Condenser, Remote | <input type="checkbox"/>            |
|   | 12-3003-0032 | 12-3003-0032    |                 | FBD    | FBD REMOTE CONDENSER, 50' LINE SET, R448A  | FOR ALL 77X FBD              | EA | Remote Condenser  | <input type="checkbox"/>            |
|  | 12-3003-0033 | 12-3003-0033    |                 | FBD    | FBD REMOTE CONDENSER, 100' LINE SET, R448A | FOR ALL 77X FBD              | EA | Remote Condenser  | <input type="checkbox"/>            |
|  | 12-3051-0001 | FBD12-3051-0001 |                 | FBD    | PRESSURE TRANSDUCER                        | FOR FBD563                   | EA | PART              | <input type="checkbox"/>            |
|  | 12-3134-0001 |                 |                 | FBD    | KEYPAD / PANEL / LCD ASSEMBLY              | FOR FBD772 / FBD773 / FBD774 | EA | PART              | <input checked="" type="checkbox"/> |

Non-Stocked,  
Lead Time

| Picture   | Vendor Item  | GIS Item        | Alternate Item  | Vendor | Item Description 01                  | Item Description 02               | UM | Classification | NS                                  |                        |
|---|--------------|-----------------|-----------------|--------|--------------------------------------|-----------------------------------|----|----------------|-------------------------------------|------------------------|
|    | 12-3155-0001 |                 |                 | FBD    | COMPOSITE MOTOR PLATE, WELDED BARREL | FOR FBD562 / FBD563 / FBD564      | EA | PART           | <input checked="" type="checkbox"/> | Non-Stocked, Lead Time |
|    | 12-3232-0202 |                 |                 | FBD    | PRESSURE TRANSDUCER MOUNT W/ CO2     | DISTRIBUTION MANIFOLD, FOR FBD772 | EA | PART           | <input checked="" type="checkbox"/> | Non-Stocked, Lead Time |
|    | 12-3232-0203 |                 |                 | FBD    | PRESSURE TRANSDUCER MOUNT W/ CO2     | DISTRIBUTION MANIFOLD, FOR FBD773 | EA | PART           | <input checked="" type="checkbox"/> | Non-Stocked, Lead Time |
|    | 12-3232-0204 |                 |                 | FBD    | PRESSURE TRANSDUCER MOUNT W/ CO2     | DISTRIBUTION MANIFOLD, FOR FBD774 | EA | PART           | <input checked="" type="checkbox"/> | Non-Stocked, Lead Time |
|    | 12-9100-0001 |                 | FBD12-2054-0001 | FBD    | MAIN CONTROLLER BOARD                | FOR FBD554                        | EA | Control Board  | <input checked="" type="checkbox"/> | Non-Stocked, Lead Time |
|    | 12-9100-0012 | FBD12-9100-0012 |                 | FBD    | MAIN CONTROLLER BOARD                | FOR FBD564                        | EA | Control Board  | <input type="checkbox"/>            |                        |
|   | 12-9100-0014 |                 | FBD12-2900-0001 | FBD    | MAIN CONTROL BOARD                   | FOR FBD563                        | EA | Control Board  | <input checked="" type="checkbox"/> | Non-Stocked, Lead Time |
|  | 12-9100-0016 |                 |                 | FBD    | MAIN CONTROL BOARD                   | FOR FBD562                        | EA | Control Board  | <input checked="" type="checkbox"/> | Non-Stocked, Lead Time |
|  | 14-0108-0002 | FBD14-0108-0002 |                 | FBD    | FBD CORD PLUG                        | L630P 30 AMP 250 VAC              | EA | PART           | <input type="checkbox"/>            |                        |
|  | 14-0378-0001 | FBD14-0378-0001 |                 | FBD    | LANCER BUCK/BOOST TRANSFORMER        | FOR FBD562 / FBD772               | EA | Transformer    | <input type="checkbox"/>            |                        |

| Picture   | Vendor Item  | GIS Item            | Alternate Item | Vendor | Item Description 01                       | Item Description 02                         | UM | Classification | NS                                  |
|---|--------------|---------------------|----------------|--------|---|---|----|----------------|-------------------------------------|
|    | 14-0378-0001 | 14-0378-0001        |                | FBD    | LANCER<br>BUCK/BOOST<br>TRANSFORMER       | FOR FBD562 /<br>FBD772                      | EA | Transformer    | <input type="checkbox"/>            |
|     | 14-0378-0005 | FBD14-0378-<br>0005 |                | FBD    | FBD77X BUCK-<br>BOOST<br>TRANSFORMER      | PRE-WIRED. FOR<br>FBD56X / FBD77X           | EA | Transformer    | <input type="checkbox"/>            |
|    | 14-0379-0001 | FBD14-0379-<br>0001 | 12-0570-0010   | FBD    | TRANSFORMER<br>240/192                    | FOR FBD500 /<br>FBD772 / FBD773 /<br>FBD774 | EA | Transformer    | <input type="checkbox"/>            |
|    | 14-0380-0001 |                     |                | FBD    | TRANSFORMER,<br>12VA                      | FOR FBD500                                  | EA | Transformer    | <input checked="" type="checkbox"/> |
|     | 14-0391-0001 | FBD14-0391-<br>0001 |                | FBD    | CONTACTOR, 2-<br>POLE                     | FOR<br>FBD352/500/562/5<br>63/77X           | EA | PART           | <input type="checkbox"/>            |
|     | 14-0401-0001 | FBD14-0401-<br>0001 |                | FBD    | COMPRESSOR<br>START RELAY                 | FOR FBD500                                  | EA | PART           | <input type="checkbox"/>            |
|    | 14-0478-0002 |                     |                | FBD    | REPLACEMENT<br>FUSE, 5X20MM<br>2.5A, 250V | FOR FBD564 /<br>FBD772 / FBD773 /<br>FBD774 | EA | PART           | <input checked="" type="checkbox"/> |
|   | 14-0481-0001 | FBD14-0481-<br>0001 | 12-2980-0001   | FBD    | COMPRESSOR<br>START CAPACITOR             | FOR FBD500                                  | EA | PART           | <input type="checkbox"/>            |
|  | 14-0482-0001 | FBD14-0482-<br>0001 |                | FBD    | COMPRESSOR RUN<br>CAPACITOR               | FOR FBD500                                  | EA | PART           | <input type="checkbox"/>            |
|  | 14-0482-0002 |                     |                | FBD    | 40MFD<br>CAPACITOR, RUN,<br>370VAC, 60HZ  | FOR FBD562 /<br>FBD563 / FBD772             | EA | PART           | <input checked="" type="checkbox"/> |

Non-Stocked,  
Lead Time

Non-Stocked,  
Lead Time

Non-Stocked,  
Lead Time

| Picture  | Vendor Item  | GIS Item        | Alternate Item | Vendor | Item Description 01                     | Item Description 02                   | UM | Classification    | NS                                  |
|--|--------------|-----------------|----------------|--------|---|---------------------------------------|----|-------------------|-------------------------------------|
|    | 14-0483-0001 | FBD14-0483-0001 |                | FBD    | CAPACITOR FBD 5 MFD                     |                                       | EA | PART              | <input type="checkbox"/>            |
|    | 14-0483-0002 |                 |                | FBD    | CAPACITOR, 3 MFD, FAN MOTOR RUN         | FOR FBD500 / FBD562 / FBD563 / FBD564 | EA | PART              | <input checked="" type="checkbox"/> |
|    | 14-0484-0001 |                 |                | FBD    | FAN CAPACITOR, 4 MFD, 440 Volt, 50/60HZ | FOR FBD352 / FBD56X / FBD77X          | EA | PART              | <input checked="" type="checkbox"/> |
|    | 14-0533-0001 | FBD14-0533-0001 |                | FBD    | "OUT OF SERVICE" LIGHT                  | FOR FBD500                            | EA | PART              | <input type="checkbox"/>            |
|    | 14-0534-0001 | FBD14-0534-0001 |                | FBD    | FLOURESCENT BULB                        | FOR FBD550                            | EA | Bulb, Fluorescent | <input type="checkbox"/>            |
|    | 14-0549-0001 | FBD14-0549-0001 |                | FBD    | POS LIGHT BALLAST (OBS)                 | SHOWS (1) IN STOCK.                   | EA | PART              | <input type="checkbox"/>            |
|   | 14-2084-0001 |                 |                | FBD    | BALLAST, MERCHANDISER                   | FOR FBD500                            | EA | PART              | <input checked="" type="checkbox"/> |
|  | 14-2110-0001 | FBD14-2110-0001 |                | FBD    | RUN CAPACITOR 45 MFD 370V               | FOR FBD56X / FBD773 / FBD774          | EA | PART              | <input type="checkbox"/>            |
|  | 14-2114-0001 | FBD14-2114-0001 |                | FBD    | LIGHT BALLAST, WORKHORSE, WH6-277L      | FOR FBD562 / FBD563 / FBD564          | EA | PART              | <input type="checkbox"/>            |
|  | 14-2148-0001 |                 |                | FBD    | 50 MFD CAPACITOR, COMPRESSOR, RUN       | ZB21, FOR FBD564                      | EA | PART              | <input checked="" type="checkbox"/> |

Non-Stocked, Lead Time



Non-Stocked, Lead Time

Non-Stocked, Lead Time

Non-Stocked, Lead Time










| Picture  | Vendor Item    | GIS Item          | Alternate Item | Vendor | Item Description 01            | Item Description 02                    | UM | Classification | NS                                  |                        |
|--|----------------|-------------------|----------------|--------|--------------------------------|--|----|----------------|-------------------------------------|------------------------|
|   | 14-2149-0006   |                   |                | FBD    | RIBBON CABLE                   | FOR FBD772 / FBD773 / FBD774           | EA | Wire Harness   | <input checked="" type="checkbox"/> | Non-Stocked, Lead Time |
|   | 14-2235-0003   |                   |                | FBD    | PRESSURE TRANSDUCER, 0-200 PSI | BRAZE-IN, FOR FBD772 / FBD773 / FBD774 | EA | PART           | <input checked="" type="checkbox"/> | Non-Stocked, Lead Time |
|   | 14-2236-0003   |                   |                | FBD    | PRESSURE TRANSDUCER, 0-500 PSI | BRAZE-IN, FOR FBD772 / FBD773 / FBD774 | EA | PART           | <input checked="" type="checkbox"/> | Non-Stocked, Lead Time |
|    | 14-2280-0001   |                   |                | FBD    | LIGHT GUIDE PANEL              | FOR FBD772                             | EA | PART           | <input checked="" type="checkbox"/> | Non-Stocked, Lead Time |
|    | 14-2280-0003   |                   |                | FBD    | LIGHT GUIDE PANEL              | FOR FBD774                             | EA | PART           | <input checked="" type="checkbox"/> | Non-Stocked, Lead Time |
|    | 14-2284-0001   |                   |                | FBD    | FLEX CABLE                     | FOR FBD772 / FBD773 / FBD774           | EA | Wire Harness   | <input checked="" type="checkbox"/> | Non-Stocked, Lead Time |
|   | 16-0104-0001   | FBD16-0104-0001   |                | FBD    | 8 PIN CONNECTOR (OBS)          | SHOWS (3) IN STOCK AND MORE ON TRUCKS. | EA | PART           | <input type="checkbox"/>            |                        |
|  | 16-0104-0002   | FBD16-0104-0002   |                | FBD    | 6 PIN CONNECTOR (OBS)          | SHOWS (3) IN STOCK AND (1) ON TRUCK.   | EA | PART           | <input type="checkbox"/>            |                        |
|  | 16-0306-0004   | FBD16-0306-0004   |                | FBD    | RELAY BOARD ASSEMBLY           | FOR FBD500                             | EA | Control Board  | <input type="checkbox"/>            |                        |
|  | 16-0306-0004-R | FBD16-0306-0004-R |                | FBD    | REBUILT RELAY BOARD ASSEMBLY   | FOR FBD500                             | EA | Control Board  | <input type="checkbox"/>            |                        |



| Picture  | Vendor Item  | GIS Item        | Alternate Item | Vendor | Item Description 01                  | Item Description 02                          | UM | Classification | NS                                  |
|--|--------------|-----------------|----------------|--------|--------------------------------------|--|----|----------------|-------------------------------------|
|    | 16-0307-0002 |                 |                | FBD    | CONTROL BOARD,<br>NO RELAY           | FOR FBD500                                   | EA | Control Board  | <input checked="" type="checkbox"/> |
|    | 16-2003-0002 | FBD16-2003-0002 | 70-2003-0002   | FBD    | RELAY DIO BOARD                      | * REPLACED BY<br>OEM # 70-2003-0002          | EA | Control Board  | <input type="checkbox"/>            |
|    | 16-2016-0001 | FBD16-2016-0001 |                | FBD    | TOUCH PAD                            | FOR FBD553                                   | EA | PART           | <input type="checkbox"/>            |
|    | 16-2059-0001 | FBD16-2059-0001 | 70-2059-0001   | FBD    | LOWER POWER<br>BOARD                 | * REPLACED BY<br>OEM # 70-2059-0001          | EA | Control Board  | <input type="checkbox"/>            |
|    | 16-2065-0002 | FBD16-2065-0002 | 70-2065-0002   | FBD    | MASTER<br>ANNUNCIATOR<br>BOARD 564   | * REPLACED BY<br>OEM # 70-2065-0002          | EA | Control Board  | <input type="checkbox"/>            |
|    | 16-2077-0001 | FBD16-0302-0001 |                | FBD    | LOWER POWER<br>SUPPLY BOARD<br>(OBS) | SHOWS (3) ON<br>TRUCKS.                      | EA | Control Board  | <input type="checkbox"/>            |
|   | 16-2077-0001 | FBD16-2077-0001 |                | FBD    | LOWER POWER<br>SUPPLY BOARD<br>(OBS) | SHOWS (1) IN<br>STOCK AND MORE<br>ON TRUCKS. | EA | Control Board  | <input type="checkbox"/>            |
|  | 17-0221-0004 | FBD17-0221-0004 |                | FBD    | SPLASH PANEL                         | FOR<br>FBD500/550/562                        | EA | Splash Panel   | <input type="checkbox"/>            |
|  | 17-0221-0030 |                 |                | FBD    | SPLASH PLATE                         | FOR FBD563                                   | EA | Splash Panel   | <input checked="" type="checkbox"/> |
|  | 17-0481-0002 | FBD17-0481-0002 | 12-2275-0010   | FBD    | MOUNTING PLATE,<br>GEARMOTOR         | * REPLACED BY<br>OEM # 12-2275-0010          | EA | PART           | <input type="checkbox"/>            |

Non-Stocked,  
Lead Time

Non-Stocked,  
Lead Time

| Picture  | Vendor Item  | GIS Item        | Alternate Item | Vendor | Item Description 01           | Item Description 02             | UM | Classification | NS  |
|--|--------------|-----------------|----------------|--------|-------------------------------|---------------------------------|----|----------------|---|
|    | 17-0571-0001 | FBD17-0571-0001 |                | FBD    | SOLENOID FITTING<br>FBD (OBS) | SHOWS (2) IN STOCK.             | EA | PART           | <input type="checkbox"/>                                      |
|    | 17-2051-0001 | FBD17-2051-0001 |                | FBD    | CUP REST                      | FOR FBD500 /<br>FBD550 / FBD562 | EA | Cup Rest       | <input type="checkbox"/>                                      |
|    | 17-2597-0001 |                 |                | FBD    | SPLASH PLATE                  | FOR FBD564                      | EA | Splash Panel   | <input checked="" type="checkbox"/> Non-Stocked,<br>Lead Time |
|    | 17-2602-0001 |                 |                | FBD    | SUPPORT, DRIP<br>TRAY         | FOR FBD564                      | EA | PART           | <input checked="" type="checkbox"/> Non-Stocked,<br>Lead Time |
|    | 17-2603-0001 | FBD17-2603-0001 |                | FBD    | CUP REST                      | FOR FBD564                      | EA | Cup Rest       | <input type="checkbox"/>                                      |
|    | 17-2633-0001 |                 |                | FBD    | SUPPORT, DRIP<br>TRAY         | FOR FBD562                      | EA | PART           | <input checked="" type="checkbox"/> Non-Stocked,<br>Lead Time |
|   | 17-2634-0001 |                 |                | FBD    | SUPPORT, DRIP<br>TRAY         | FOR FBD563                      | EA | PART           | <input checked="" type="checkbox"/> Non-Stocked,<br>Lead Time |
|  | 17-2636-0001 |                 |                | FBD    | CUP REST                      | FOR FBD563                      | EA | Cup Rest       | <input checked="" type="checkbox"/> Non-Stocked,<br>Lead Time |
|  | 17-3052-0006 |                 |                | FBD    | CUP REST                      | FOR FBD772                      | EA | Cup Rest       | <input checked="" type="checkbox"/> Non-Stocked,<br>Lead Time |
|  | 17-3052-0007 |                 |                | FBD    | CUP REST                      | FOR FBD773                      | EA | Cup Rest       | <input checked="" type="checkbox"/> Non-Stocked,<br>Lead Time |

| Picture  | Vendor Item  | GIS Item        | Alternate Item | Vendor | Item Description 01           | Item Description 02          | UM | Classification | NS                                  |
|--|--------------|-----------------|----------------|--------|-------------------------------|------------------------------|----|----------------|-------------------------------------|
|    | 17-3052-0008 |                 |                | FBD    | CUP REST                      | FOR FBD774                   | EA | Cup Rest       | <input checked="" type="checkbox"/> |
|    | 17-3055-0009 | FBD17-3055-0009 |                | FBD    | DRIP TRAY BRACKET, RIGHT      | FOR FBD772 / FBD773 / FBD774 | EA | PART           | <input type="checkbox"/>            |
|    | 17-3055-0010 | FBD17-3055-0010 |                | FBD    | DRIP TRAY BRACKET, LEFT       | FOR FBD772 / FBD773 / FBD774 | EA | PART           | <input type="checkbox"/>            |
|    | 17-3073-0002 | FBD17-3073-0002 |                | FBD    | EXTENDED SPLASH PLATE / PANEL | FOR FBD774                   | EA | Splash Panel   | <input type="checkbox"/>            |
|    | 17-3073-0003 | FBD17-3073-0003 |                | FBD    | PANEL, FRONT FREEZE PACK      | FOR FBD774                   | EA | Freeze Pack    | <input type="checkbox"/>            |
|    | 17-3150-0007 |                 |                | FBD    | SPLASH PLATE                  | FOR FBD772                   | EA | Splash Panel   | <input checked="" type="checkbox"/> |
|    | 17-3150-0008 |                 |                | FBD    | SPLASH PLATE                  | FOR FBD773                   | EA | Splash Panel   | <input checked="" type="checkbox"/> |
|  | 17-3150-0009 | FBD17-3150-0009 |                | FBD    | SPLASH PLATE / PANEL          | FOR FBD774                   | EA | Splash Panel   | <input type="checkbox"/>            |
|  | 17-3186-0001 |                 |                | FBD    | RETAINING WIRE                | FOR FBD772 / FBD773 / FBD774 | EA | PART           | <input checked="" type="checkbox"/> |
|  | 18-0161-0001 |                 |                | FBD    | RETAINING RING                | FOR FBD772 / FBD773 / FBD774 | EA | Hardware       | <input checked="" type="checkbox"/> |

Non-Stocked, Lead Time











Non-Stocked, Lead Time

Non-Stocked, Lead Time

Non-Stocked, Lead Time

Non-Stocked, Lead Time

| Picture  | Vendor Item  | GIS Item            | Alternate Item | Vendor | Item Description 01                             | Item Description 02                         | UM | Classification | NS                                  |                           |
|--|--------------|---------------------|----------------|--------|---|---|----|----------------|-------------------------------------|---------------------------|
|    | 18-0616-0001 |                     |                | FBD    | RETAINING RING,<br>EXTERNAL, SS,<br>FACEPLATE   | FOR FBD500 /<br>FBD550 / FBD56X             | EA | Hardware       | <input checked="" type="checkbox"/> | Non-Stocked,<br>Lead Time |
|    | 18-0921-0001 | FBD18-0921-<br>0001 |                | FBD    | FBD FACE PLATE<br>KNOB                          | FOR FBD500 /<br>FBD550 / FBD56X /<br>FBD77X | EA | PART           | <input type="checkbox"/>            |                           |
|    | 18-2182-0001 |                     |                | FBD    | WASHER,<br>FACEPLATE, 3/8<br>FW, 1.00 OD X .050 | FOR FBD772 /<br>FBD773 / FBD774             | EA | Hardware       | <input checked="" type="checkbox"/> | Non-Stocked,<br>Lead Time |
|    | 18-2183-0001 |                     |                | FBD    | NUT, FACEPLATE,<br>HEX 3/8-16, SS               | FOR FBD772 /<br>FBD773 / FBD774             | EA | Hardware       | <input checked="" type="checkbox"/> | Non-Stocked,<br>Lead Time |
|    | 18-2184-0005 |                     |                | FBD    | STAND-OFF                                       | FOR FBD772 /<br>FBD773 / FBD774             | EA | Hardware       | <input checked="" type="checkbox"/> | Non-Stocked,<br>Lead Time |
|    | 19-0100-0003 |                     |                | FBD    | SCRAPER BLADE,<br>FOR BEATER BAR                | FOR FBD772 /<br>FBD773 / FBD774             | EA | PART           | <input checked="" type="checkbox"/> | Non-Stocked,<br>Lead Time |
|    | 19-0100-0010 |                     |                | FBD    | SCRAPER BLADE,<br>FOR BEATER BAR                | FOR FBD500 /<br>FBD56X                      | EA | PART           | <input checked="" type="checkbox"/> | Non-Stocked,<br>Lead Time |
|  | 19-0161-0001 |                     |                | FBD    | FACEPLATE,<br>ACRYLIC CLEAR                     | FOR FBD500 /<br>FBD550 / FBD56X /<br>FBD77X | EA | PART           | <input checked="" type="checkbox"/> | Non-Stocked,<br>Lead Time |
|  | 19-0186-0001 | FBD19-0186-<br>0001 |                | FBD    | BUSHING, FACE<br>PLATE BEATER BAR               | FOR FBD500 /<br>FBD550 / FBD56X /<br>FBD77X | EA | PART           | <input type="checkbox"/>            |                           |
|  | 19-0202-0003 | FBD19-0202-<br>0003 |                | FBD    | FBD DDV VALVE<br>DIFFUSER                       | FOR FBD772 /<br>FBD773 / FBD774             | EA | PART           | <input type="checkbox"/>            |                           |

| Picture  | Vendor Item  | GIS Item        | Alternate Item | Vendor | Item Description 01        | Item Description 02          | UM | Classification | NS                                  |
|--|--------------|-----------------|----------------|--------|----------------------------|------------------------------|----|----------------|-------------------------------------|
|    | 19-2006-0001 | FBD19-2006-0001 |                | FBD    | DRIP TRAY                  | FOR FBD500 / FBD550 / FBD562 | EA | Drip Tray      | <input type="checkbox"/>            |
|   | 19-2192-0001 | FBD19-2192-0001 |                | FBD    | FBD DDV VALVE CAP          | FOR FBD772 / FBD773 / FBD774 | EA | PART           | <input type="checkbox"/>            |
|   | 19-2195-0001 | FBD19-2195-0001 |                | FBD    | FBD DDV VALVE NOZZLE BLACK | FOR FBD772 / FBD773 / FBD774 | EA | PART           | <input type="checkbox"/>            |
|    | 19-2213-0001 |                 |                | FBD    | MOTOR PLATE, PLASTIC       | FOR FBD562 / FBD563 / FBD564 | EA | PART           | <input checked="" type="checkbox"/> |
|   | 19-2217-0010 | FBD19-2217-0010 |                | FBD    | STEM, FBD SAMPLE           |                              | EA | PART           | <input type="checkbox"/>            |
|    | 19-2218-0002 |                 |                | FBD    | DRIP TRAY                  | FOR FBD564                   | EA | Drip Tray      | <input checked="" type="checkbox"/> |
|    | 19-2223-0006 |                 |                | FBD    | STATUS DISPLAY OVERLAY     | FOR FBD772 / FBD773 / FBD774 | EA | PART           | <input checked="" type="checkbox"/> |
|  | 19-2225-0002 |                 |                | FBD    | FLAVOR CARD DIFFUSER       | FOR FBD772 / FBD773 / FBD774 | EA | PART           | <input checked="" type="checkbox"/> |
|  | 19-2230-0001 |                 |                | FBD    | DRIP TRAY                  | FOR FBD563                   | EA | Drip Tray      | <input checked="" type="checkbox"/> |
|  | 19-2384-0002 |                 |                | FBD    | DRIP TRAY                  | FOR FBD772                   | EA | Drip Tray      | <input checked="" type="checkbox"/> |

Non-Stocked, Lead Time

Non-Stocked, Lead Time

Non-Stocked, Lead Time

Non-Stocked, Lead Time

Non-Stocked, Lead Time

Non-Stocked, Lead Time

| Picture  | Vendor Item  | GIS Item         | Alternate Item  | Vendor | Item Description 01             | Item Description 02              | UM | Classification | NS                                  |
|--|--------------|------------------|-----------------|--------|---------------------------------|----------------------------------|----|----------------|-------------------------------------|
|    | 19-2386-0003 | FBD19-2386-0003  | 12-2546-0026    | FBD    | DRIP TRAY, FOR FBD774           | * REPLACED BY OEM # 12-2546-0026 | EA | Drip Tray      | <input type="checkbox"/>            |
|    | 19-2413-0001 |                  |                 | FBD    | GRID, FAN                       | FOR FBD772 / FBD773 / FBD774     | EA | PART           | <input checked="" type="checkbox"/> |
|    | 20-0121-0021 | FBD20-0121-00021 | FBD20-0121-0021 | FBD    | AIR FILTER                      | FOR FBD562                       | EA | Air Filter     | <input type="checkbox"/>            |
|    | 20-2008-0001 | FBD20-0121-0001  | 20-2008-0021    | FBD    | AIR FILTER, FOR FBD563 (OBS)    | * REPLACED BY OEM # 20-2008-0021 | EA | Air Filter     | <input type="checkbox"/>            |
|    | 20-2008-0008 |                  |                 | FBD    | AIR FILTER, 1618 MESH, ALUMINUM | FOR FBD773                       | EA | Air Filter     | <input checked="" type="checkbox"/> |
|    | 20-2008-0009 | FBD20-2008-0009  |                 | FBD    | AIR FILTER                      | FOR FBD774                       | EA | Air Filter     | <input type="checkbox"/>            |
|   | 20-2008-0010 |                  |                 | FBD    | AIR FILTER, 1618 MESH, ALUMINUM | FOR FBD772                       | EA | Air Filter     | <input checked="" type="checkbox"/> |
|  | 20-2008-0021 |                  |                 | FBD    | AIR FILTER                      | FOR FBD563                       | EA | Air Filter     | <input checked="" type="checkbox"/> |
|  | 20-2010-0020 |                  |                 | FBD    | AIR FILTER, ALLUMINUM GRID      | FOR FBD564                       | EA | Air Filter     | <input checked="" type="checkbox"/> |
|  | 20-2010-0021 |                  |                 | FBD    | AIR FILTER                      | FOR FBD564                       | EA | Air Filter     | <input checked="" type="checkbox"/> |

Non-Stocked, Lead Time











Non-Stocked, Lead Time

Non-Stocked, Lead Time

Non-Stocked, Lead Time

Non-Stocked, Lead Time

Non-Stocked, Lead Time

| Picture  | Vendor Item  | GIS Item        | Alternate Item | Vendor | Item Description 01            | Item Description 02                   | UM | Classification   | NS                                  |
|--|--------------|-----------------|----------------|--------|--------------------------------|---------------------------------------|----|------------------|-------------------------------------|
|    | 22-2243-0054 | FBD24-2243-0054 |                | FBD    | FLAVOR CARD, GREEN APPLE       |                                       | EA | Flavor Card      | <input type="checkbox"/>            |
|   | 22-2404-0005 | FBD22-2404-0005 |                | FBD    | SYRUP FTG 1/2 SM X 3/8 B       | FOR FBD352 / FBD562 / FBD563 / FBD564 | EA | Fitting, General | <input type="checkbox"/>            |
|   | 24-2095-0014 | FBD24-2095-0014 |                | FBD    | FLAVOR CARD SET, ASSORTMENT    | FOR FBD56X / FBD77X                   | EA | Flavor Card      | <input type="checkbox"/>            |
|    | 24-2196-0001 |                 |                | FBD    | GRAPHIC DIFFUSER               | FOR FBD772                            | EA | PART             | <input checked="" type="checkbox"/> |
|    | 24-2243-0004 | FBD24-2243-0004 |                | FBD    | FLAVOR CARD, RED CHERRY        |                                       | EA | Flavor Card      | <input type="checkbox"/>            |
|    | 24-2243-0008 | FBD24-2243-0008 |                | FBD    | FLAVOR CARD, COCA COLA CLASSIC |                                       | EA | Flavor Card      | <input type="checkbox"/>            |
|   | 24-2243-0011 | FBD24-2243-0011 |                | FBD    | FLAVOR CARD, COLA              |                                       | EA | Flavor Card      | <input type="checkbox"/>            |
|  | 24-2243-0050 | FBD24-2243-0050 |                | FBD    | FLAVOR CARD, CHERRY COLA       |                                       | EA | Flavor Card      | <input type="checkbox"/>            |
|  | 24-2347-0001 |                 |                | FBD    | GRAPHIC DIFFUSER               | FOR FBD773                            | EA | PART             | <input checked="" type="checkbox"/> |
|  | 24-2350-0001 |                 |                | FBD    | GRAPHIC DIFFUSER               | FOR FBD774                            | EA | PART             | <input checked="" type="checkbox"/> |

Non-Stocked,  
Lead Time


Non-Stocked,  
Lead Time

Non-Stocked,  
Lead Time

| Picture   | Vendor Item  | GIS Item        | Alternate Item | Vendor | Item Description 01               | Item Description 02                 | UM | Classification       | NS                                  |
|---|--------------|-----------------|----------------|--------|-----------------------------------|-------------------------------------|----|----------------------|-------------------------------------|
|    | 24-2412-0008 | FBD24-2412-0008 |                | FBD    | PUSH DECAL FOR DDV ADA VALVE      | FOR FBD772 / FBD773 / FBD774        | EA | PART                 | <input type="checkbox"/>            |
|    | 24-372G-T004 | FBD24-372G-T004 |                | FBD    | FBD372 MERCHANDISER GRAPHIC, TALL | FOR FBD372                          | EA | Merchandiser Graphic | <input type="checkbox"/>            |
|    | 24-373G-T004 | FBD24-373G-T004 |                | FBD    | FBD373 MERCHANDISER GRAPHIC, TALL | FOR FBD373                          | EA | Merchandiser Graphic | <input type="checkbox"/>            |
|    | 24-772G-T004 | FBD24-772G-T004 |                | FBD    | FBD772 MERCHANDISER GRAPHIC, TALL | FOR FBD772                          | EA | Merchandiser Graphic | <input type="checkbox"/>            |
|    | 24-773G-T004 | FBD24-773G-T004 |                | FBD    | FBD773 MERCHANDISER GRAPHIC, TALL | FOR FBD773                          | EA | Merchandiser Graphic | <input type="checkbox"/>            |
|    | 24-774G-T004 | FBD24-774G-T004 |                | FBD    | FBD774 MERCHANDISER GRAPHIC, TALL | EXTREME FROZEN. FOR FBD564 / FBD774 | EA | Merchandiser Graphic | <input type="checkbox"/>            |
|   | 30-0100-0001 | FBD30-0100-0001 |                | FBD    | CONDENSER FAN MOTOR, 60HZ         | FOR FBD500                          | EA | Motor                | <input type="checkbox"/>            |
|  | 30-0103-0001 | FBD30-0103-0001 |                | FBD    | CONDENSER FAN MOTOR               | FOR FBD550 / FBD553                 | EA | Motor                | <input type="checkbox"/>            |
|  | 30-0105-0001 | FBD30-0105-0001 |                | FBD    | COND FAN MOTOR, FOR FBD56X/77X    | FOR FBD56X / FBD77X                 | EA | Motor                | <input type="checkbox"/>            |
|  | 30-0110-0001 |                 |                | FBD    | GEAR MOTOR, FOR FBD56X            | * NOTE: POSSIBLE ISSUE W/ PART #    | EA | Motor                | <input checked="" type="checkbox"/> |

Non-Stocked, Lead Time



| Picture  | Vendor Item  | GIS Item        | Alternate Item | Vendor | Item Description 01            | Item Description 02                   | UM | Classification | NS                                  |
|--|--------------|-----------------|----------------|--------|--------------------------------|---------------------------------------|----|----------------|-------------------------------------|
|    | 34-2030-0001 | FBD34-0103-0001 | 12-2998-0001   | FBD    | PUMP, WATER BOOSTER, FLOJET    | FOR FBD352 / FBD500 / FBD56X          | EA | Water Pump     | <input type="checkbox"/>            |
|    | 34-2030-0004 |                 |                | FBD    | WATER PUMP, FLOJET             | FOR FBD772 / FBD773 / FBD774          | EA | Water Pump     | <input checked="" type="checkbox"/> |
|    | 36-0100-0001 | FBD36-0100-0001 | 12-2695-0001   | FBD    | COMPRESSOR KIT, FOR FBD500/550 | * REPLACED BY OEM # 12-2695-0001      | EA | Compressor     | <input type="checkbox"/>            |
|    | 36-0151-0002 |                 |                | FBD    | CONDENSER, AIR, 14 FPI         | FOR FBD500                            | EA | Condenser      | <input type="checkbox"/>            |
|    | 36-0156-0001 | FBD36-0156-0001 |                | FBD    | FILTER DRIER,                  | FOR FBD352 / FBD500 / FBD56X / FBD77X | EA | PART           | <input type="checkbox"/>            |
|    | 36-2006-0001 |                 |                | FBD    | RECEIVER 9"                    | FOR FBD562 / FBD563                   | EA | Receiver       | <input checked="" type="checkbox"/> |
|   | 36-2040-0004 | FBD36-2040-0004 |                | FBD    | AIR CONDENSER                  | FOR FBD564                            | EA | Condenser      | <input type="checkbox"/>            |
|  | 36-2043-0002 |                 |                | FBD    | RECEIVER                       | FOR FBD564 / FBD772                   | EA | Receiver       | <input checked="" type="checkbox"/> |
|  | 36-2043-0003 |                 |                | FBD    | RECEIVER                       | FOR FBD773 / FBD774                   | EA | Receiver       | <input checked="" type="checkbox"/> |
|  | 36-2051-0002 |                 |                | FBD    | CONDENSER                      | FOR FBD562 / FBD772                   | EA | Condenser      | <input checked="" type="checkbox"/> |







Non-Stocked,  
Lead Time

Non-Stocked,  
Lead Time

Non-Stocked,  
Lead Time

Non-Stocked,  
Lead Time

Non-Stocked,  
Lead Time

| Picture   | Vendor Item  | GIS Item        | Alternate Item | Vendor | Item Description 01                | Item Description 02              | UM | Classification | NS                                  |
|---|--------------|-----------------|----------------|--------|------------------------------------|----------------------------------|----|----------------|-------------------------------------|
|    | 36-2052-0002 |                 |                | FBD    | CONDENSER                          | FOR FBD563 / FBD773              | EA | Condenser      | <input checked="" type="checkbox"/> |
|    | 36-2075-0001 |                 |                | FBD    | HEAT EXCHANGER, BRAZED             | FOR FBD772 / FBD773 / FBD774     | EA | PART           | <input checked="" type="checkbox"/> |
|    | 38-0100-0001 | FBD38-0100-0001 |                | FBD    | SECONDARY CO2 REGULATOR            | FOR FBD500 / FBD550              | EA | PART           | <input type="checkbox"/>            |
|     | 38-0126-0001 | FBD38-0126-0001 | 38-2007-0002   | FBD    | WATER PRESSURE REGULATOR           | * REPLACED BY OEM # 38-2007-0002 | EA | PART           | <input type="checkbox"/>            |
|    | 38-2004-0001 | FBD38-2004-0001 | 12-0316-0004   | FBD    | EXPANSION TANK, FOR FBD352/56X/77X | * REPLACED BY OEM # 12-0316-0004 | EA | PART           | <input type="checkbox"/>            |
|    | 38-2006-0001 | FBD38-2006-0001 |                | FBD    | REGULATOR, CO2, FBD                | DIAPHRAGM TYPE                   | EA | PART           | <input type="checkbox"/>            |
|    | 38-2007-0002 |                 |                | FBD    | WATER PRESSURE REGULATOR           | FOR FBD352 / FBD56X / FBD77X     | EA | PART           | <input checked="" type="checkbox"/> |
|  | 40-0100-0001 | FBD40-0100-0001 |                | FBD    | O-RING (01-010)                    | FOR FBD500 / FBD550              | EA | O-Ring         | <input type="checkbox"/>            |
|  | 40-0101-0001 | FBD40-0101-0001 |                | FBD    | O RING, FBD SERVING VALVE          | FOR FBD500 / FBD550 / FBD56X     | EA | O-Ring         | <input type="checkbox"/>            |
|   | 40-0101-0002 | FBD40-0101-0002 | 40-0101-0005   | FBD    | FACEPLATE O-RING, FOR FBD56X/77X   | * REPLACED BY OEM # 40-0101-0005 | EA | O-Ring         | <input type="checkbox"/>            |

Non-Stocked, Lead Time

Non-Stocked, Lead Time

Non-Stocked, Lead Time

| Picture   | Vendor Item  | GIS Item        | Alternate Item | Vendor | Item Description 01                   | Item Description 02                   | UM | Classification | NS                                  |
|---|--------------|-----------------|----------------|--------|---------------------------------------|---------------------------------------|----|----------------|-------------------------------------|
|    | 40-0101-0003 | FBD40-0101-0003 |                | FBD    | O-RING, FBD DDV VALVE NOZZLE          | FOR FBD772 / FBD773 / FBD774          | EA | O-Ring         | <input type="checkbox"/>            |
|     | 40-0101-0005 |                 |                | FBD    | O-RING, FACEPLATE,                    | FOR FBD56X / FBD77X                   | EA | O-Ring         | <input checked="" type="checkbox"/> |
|     | 40-0301-0001 | FBD40-0301-0001 | 40-0301-0003   | FBD    | SEAL, REAR, BEATER BAR                | * REPLACED BY OEM # 40-0301-0003      | EA | PART           | <input type="checkbox"/>            |
|     | 40-0301-0003 | FBD40-0301-0003 |                | FBD    | SEAL, REAR, BEATER BAR                | FOR FBD352 / FBD500 / FBD56X / FBD77X | EA | PART           | <input type="checkbox"/>            |
|    | 40-2030-0001 | FBD40-2030-0001 |                | FBD    | O-RING FBD 1/2" SYRUP FTG             | FOR FBD772 / FBD773 / FBD774          | EA | O-Ring         | <input type="checkbox"/>            |
|     | 46-0100-0003 | FBD46-0100-0003 |                | FBD    | HOT GAS SOLENOID VALVE                | FOR FBD56X / FBD77X                   | EA | Hot Gas Valve  | <input type="checkbox"/>            |
|   | 46-0101-0003 | FBD46-0101-0003 | 46-0103-0003   | FBD    | CO2 SOLUTION SOLENOID, FOR FBD500     | * REPLACED BY OEM # 46-0103-0003      | EA | PART           | <input type="checkbox"/>            |
|  | 46-0102-0001 | FBD46-0102-0001 |                | FBD    | HOT GAS BODY, FBD                     |                                       | EA | Hot Gas Valve  | <input type="checkbox"/>            |
|   | 46-0102-0002 | FBD46-0102-0002 |                | FBD    | HOT GAS COIL, FBD                     |                                       | EA | Hot Gas Valve  | <input type="checkbox"/>            |
|  | 46-0102-0003 | FBD46-0102-0003 | 46-0102-0013   | FBD    | EXPANSION VALVE, FOR FBD500/550/56X/7 | * REPLACED BY OEM # 46-0102-0013      | EA | TXV            | <input type="checkbox"/>            |

Non-Stocked,  
Lead Time

| Picture   | Vendor Item  | GIS Item        | Alternate Item  | Vendor | Item Description 01                    | Item Description 02                   | UM | Classification | NS                                  |
|---|--------------|-----------------|-----------------|--------|--|---------------------------------------|----|----------------|-------------------------------------|
|    | 46-0102-0013 |                 | FBD46-0102-0003 | FBD    | EXPANSION VALVE W/ SOLENOID            | FOR FBD500 / FBD550 / FBD56X / FBD77X | EA | TXV            | <input checked="" type="checkbox"/> |
|    | 46-0103-0003 |                 | FBD46-0101-0003 | FBD    | CO2 SOLUTION SOLENOID                  | FOR FBD500                            | EA | PART           | <input checked="" type="checkbox"/> |
|    | 46-2010-0001 | FBD46-2010-0001 |                 | FBD    | SOLENOID, GAS AND SOLUTION MODULE, 24V | FOR FBD562 / FBD563 / FBD564          | EA | PART           | <input type="checkbox"/>            |
|    | 46-2020-0001 | FBD46-2010-0001 |                 | FBD    | SOLENOID 24V                           |                                       | EA | PART           | <input type="checkbox"/>            |
|    | 48-0101-0001 | FBD48-0101-0001 | 48-0101-0003    | FBD    | BEATER BAR SPRING                      | * REPLACED BY OEM # 48-0101-0003      | EA | PART           | <input type="checkbox"/>            |
|    | 48-0101-0003 |                 |                 | FBD    | BEATER BAR SPRING                      |                                       | EA | PART           | <input checked="" type="checkbox"/> |
|   | 48-0105-0002 | FBD48-0105-0002 |                 | FBD    | FBD DDV VALVE DIFFUSER SPRING          | FOR FBD772 / FBD773 / FBD774          | EA | PART           | <input type="checkbox"/>            |
|  | 52-0103-0001 | FBD52-0103-0001 |                 | FBD    | FBD SERVING VALVE                      | FOR FBD500 / FBD550                   | EA | PART           | <input type="checkbox"/>            |
|  | 52-0126-0001 | FBD52-0126-0001 |                 | FBD    | CHECK VALVE S/S (OBS)                  | SHOWS (2) IN STOCK.                   | EA | PART           | <input type="checkbox"/>            |
|  | 52-0137-0003 | FBD52-0137-0003 | 12-2837-0001    | FBD    | DUAL CERAMIC FLOW CONTROL              | * REPLACED BY OEM # 12-2837-0001      | EA | PART           | <input type="checkbox"/>            |

Non-Stocked, Lead Time

Non-Stocked, Lead Time

Non-Stocked, Lead Time

| Picture  | Vendor Item  | GIS Item        | Alternate Item  | Vendor | Item Description 01                     | Item Description 02                   | UM | Classification | NS                                  |
|--|--------------|-----------------|-----------------|--------|---|---------------------------------------|----|----------------|-------------------------------------|
|    | 52-0137-0004 | FBD52-0137-0004 | 12-2837-0002    | FBD    | DUAL CERAMIC FLOW CONTROL, WHITE, RIGHT | * REPLACED BY OEM # 12-2837-0002      | EA | PART           | <input type="checkbox"/>            |
|    | 52-0151-0001 | FBD52-0151-0001 | FBD12-0253-0010 | FBD    | FACE PLATE RELIEF VALVE                 | * REPLACED BY OEM 12-0253-0010        | EA | PART           | <input type="checkbox"/>            |
|    | 52-0190-0001 | FBD52-0190-0001 | 52-2003-0001    | FBD    | CO2 CHECK VALVE KIT, FOR FBD500         | * REPLACED BY OEM # 52-2003-0001      | EA | PART           | <input type="checkbox"/>            |
|    | 52-2003-0001 | FBD52-2003-0001 |                 | FBD    | CO2 CHECK VALVE KIT                     | FOR FBD500                            | EA | PART           | <input type="checkbox"/>            |
|    | 52-2018-0001 | FBD52-2018-0001 |                 | FBD    | ACCESS VALVE ASSEMBLY, SHUT-OFF, 3/8"   | FOR FBD352 / FBD500 / FBD56X / FBD77X | EA | PART           | <input type="checkbox"/>            |
|    | 70-2003-0002 |                 | FBD16-2003-0002 | FBD    | RELAY DIO BOARD                         | FOR FBD554 / FBD562                   | EA | Control Board  | <input checked="" type="checkbox"/> |
|   | 70-2059-0001 | FBD70-2059-0001 | FBD16-2059-0001 | FBD    | LOWER POWER BOARD                       | FOR FBD553 / FBD554 / FBD56X          | EA | Control Board  | <input type="checkbox"/>            |
|  | 70-2065-0002 |                 | FBD16-2065-0002 | FBD    | MASTER ANNUNCIATOR BOARD                | FOR FBD564                            | EA | Control Board  | <input checked="" type="checkbox"/> |
|  | 70-2077-0001 | FBD70-2077-0001 |                 | FBD    | WATT BOARD ASSEMBLY, ROHS               | FOR FBD500 / FBD550                   | EA | Control Board  | <input type="checkbox"/>            |
|  | 70-2085-0004 | FBD70-2085-0004 |                 | FBD    | RELAY BOARD                             | FOR FBD564                            | EA | Control Board  | <input type="checkbox"/>            |




Non-Stocked, Lead Time






Non-Stocked, Lead Time

| Picture   | Vendor Item  | GIS Item        | Alternate Item | Vendor        | Item Description 01                   | Item Description 02                          | UM | Classification   | NS                                  |
|---|--------------|-----------------|----------------|---------------|---------------------------------------|--|----|------------------|-------------------------------------|
|    | 70-2121-0001 |                 |                | FBD           | KEYPAD                                | FOR FBD772 / FBD773 / FBD774                 | EA | PART             | <input checked="" type="checkbox"/> |
|    | 70-2137-0002 | FBD70-2137-0002 |                | FBD           | CONTROL BOARD                         | FOR FBD772 / FBD773 / FBD774                 | EA | Control Board    | <input type="checkbox"/>            |
|    | 70-2175-0001 |                 |                | FBD           | ADAPTER PC BOARD, LCD                 | FOR FBD772 / FBD773 / FBD774                 | EA | Control Board    | <input checked="" type="checkbox"/> |
|    | 1001         | 77-0101-00      |                | Fittings Inc. | FITTING, NPBR, 1/4" SWIVEL NUT        | 1/4" Swivel Nut - Nickel Plated Brass        | EA | Fitting, General | <input type="checkbox"/>            |
|    | 1002         | 77-0201-00      |                | Fittings Inc. | FITTING, NPBR, 5/16" SWIVEL NUT       | 5/16" Swivel Nut - Nickel Plated Brass       | EA | Fitting, General | <input type="checkbox"/>            |
|    | 1003         | 77-0301-00      |                | Fittings Inc. | FITTING, NPBR, 3/8" SWIVEL NUT        | 3/8" Swivel Nut - Nickel Plated Brass        | EA | Fitting, General | <input type="checkbox"/>            |
|   | 3001         | 77-0701-01      |                | Fittings Inc. | FITTING, A, SS, 1/4" MFL X (2)        | 1/4" Male Flare to 1/4" Male Flare Adapter   | EA | Fitting, General | <input type="checkbox"/>            |
|  | 3002         | 77-0702-01      |                | Fittings Inc. | FITTING, A, SS, 1/4" MFL TO 5/16" MFL | 1/4" Male Flare to 5/16" Male Flare Adapter  | EA | Fitting, General | <input type="checkbox"/>            |
|  | 3003         | 77-0703-01      |                | Fittings Inc. | FITTING, A, SS, 5/16" MFL X (2)       | 5/16" Male Flare to 5/16" Male Flare Adapter | EA | Fitting, General | <input type="checkbox"/>            |
|  | 3005         | 77-0705-02      |                | Fittings Inc. | FITTING, A, SS, 1/4" MFL TO 3/8" MFL  | 1/4" Male Flare to 3/8" Male Flare Adapter   | EA | Fitting, General | <input type="checkbox"/>            |

Non-Stocked, Lead Time

Non-Stocked, Lead Time

| Picture  | Vendor Item | GIS Item   | Alternate Item    | Vendor        | Item Description 01                              | Item Description 02                             | UM | Classification   | NS                       |
|--|-------------|------------|-------------------|---------------|--|---|----|------------------|--------------------------|
|    | 3006        | 77-0104-00 |                   | Fittings Inc. | FITTING, STEM, SS,<br>1/4" NUT TO 1/4"<br>ID Bb  | 1/4" Barbed Stem<br>for 1/4" Nut                | EA | Fitting, General | <input type="checkbox"/> |
|    | 3007        | 77-0204-00 |                   | Fittings Inc. | FITTING, STEM, SS,<br>5/16" NUT TO 1/4"<br>ID Bb | 1/4" Barbed Stem<br>for 5/16" Nut               | EA | Fitting, General | <input type="checkbox"/> |
|    | 3008        | 77-0304-00 |                   | Fittings Inc. | FITTING, STEM, SS,<br>3/8" NUT TO 1/4"<br>ID Bb  | 1/4" Barbed Stem<br>for 3/8" Nut                | EA | Fitting, General | <input type="checkbox"/> |
|    | 3009        | 77-0305-00 |                   | Fittings Inc. | FITTING, STEM, SS,<br>3/8" NUT TO 3/8"<br>ID Bb  | 3/8" Barbed Stem<br>for 3/8" Nut                | EA | Fitting, General | <input type="checkbox"/> |
|    | 3014        | 77-0102-00 |                   | Fittings Inc. | FITTING, STEM, SS,<br>1/4" NUT TO 1/8"<br>ID Bb  | 1/8" Barbed Stem<br>for 1/4" Nut                | EA | Fitting, General | <input type="checkbox"/> |
|    | 3015        | 77-0801-01 |                   | Fittings Inc. | FITTING, A, SS, 1/4"<br>MFL TO 1/4" ID Bb        | 1/4" Male Flare to<br>1/4" Barb Hose<br>Adapter | EA | Fitting, General | <input type="checkbox"/> |
|   | 3017        | 77-0802-01 | S25-64            | Fittings Inc. | FITTING, A, SS, 1/4"<br>MFL TO 3/8" ID Bb        | 1/4" Male Flare to<br>3/8" Barb Hose<br>Adapter | EA | Fitting, General | <input type="checkbox"/> |
|  | 3027        | 77-0107-00 | 9027<br>(INVALID) | Fittings Inc. | FITTING, PLUG, SS,<br>1/4" BARBED HOSE           | 1/4" Barbed Plug                                | EA | Fitting, General | <input type="checkbox"/> |
|  | 3028        | 77-0307-00 | 9028<br>(INVALID) | Fittings Inc. | FITTING, PLUG, SS,<br>3/8" BARBED HOSE           | 3/8" Barbed Plug                                | EA | Fitting, General | <input type="checkbox"/> |
|  | 3046        | 77-0503-00 |                   | Fittings Inc. | FITTING, A, SS,<br>DOLE VALVE TO<br>1/4" ID Bb   | Dole Valve Inlet to<br>1/4" Barb Adapter        | EA | Fitting, General | <input type="checkbox"/> |

| Picture   | Vendor Item | GIS Item    | Alternate Item | Vendor        | Item Description 01                                | Item Description 02                             | UM | Classification   | NS                       |
|---|-------------|-------------|----------------|---------------|--|---|----|------------------|--------------------------|
|     | 3055        | 31-7725-000 |                | Fittings Inc. | FITTING, L, SS,<br>WUNDERBAR INLET<br>TO 1/4" Bb   | B-M FITTING IN<br>90SS W/ O-RING                | EA | Fitting, General | <input type="checkbox"/> |
|     | 3080        | 77-0804-02  |                | Fittings Inc. | FITTING, A, SS, 3/8"<br>MFL X 1/4" ID Bb           | 3/8" Male Flare to<br>1/4" Barb Hose<br>Adapter | EA | Fitting, General | <input type="checkbox"/> |
|     | 3081        | 77-0805-02  |                | Fittings Inc. | FITTING, A, SS, 3/8"<br>MFL TO 3/8" ID Bb          | 3/8" Male Flare to<br>3/8" Barb Hose<br>Adapter | EA | Fitting, General | <input type="checkbox"/> |
|     | 3093        | 77-0452-00  |                | Fittings Inc. | FITTING, CAP NUT,<br>SS, 1/4" FFL                  | 1/4" Cap Nut                                    | EA | Fitting, General | <input type="checkbox"/> |
|     | 3094        | 77-0456-00  |                | Fittings Inc. | FITTING, CAP NUT,<br>SS, 3/8" FFL                  | 3/8" Cap Nut                                    | EA | Fitting, General | <input type="checkbox"/> |
|     | 3137        | 77-0422-00  |                | Fittings Inc. | FITTING, SPLICER,<br>SS, 1/2" Bb TO 1/4"<br>ID Bb  | 1/2" to 1/4"<br>Barbed Splicer-<br>Reducer      | EA | Fitting, General | <input type="checkbox"/> |
|     | 3138        | 77-0423-00  | 9138           | Fittings Inc. | FITTING, SPLICER,<br>1/2" Bb (1) TO 3/8"<br>Bb (1) | 1/2"x 3/8" Barbed<br>Splicer-Reducer            | EA | Fitting, General | <input type="checkbox"/> |
|   | 3143        | 19-0434     | 80-1060        | Fittings Inc. | FITTING, A, SS,<br>FLOJET INLET TO<br>3/8" ID Bb   | 3/8" BARB SYRUP<br>FITTING (80-1060)            | EA | Fitting, General | <input type="checkbox"/> |
|   | 3144        | 19-0443     |                | Fittings Inc. | FITTING, A, SS,<br>FLOJET INLET TO<br>1/4" ID Bb   | 1/4" BARB SYRUP<br>FITTING                      | EA | Fitting, General | <input type="checkbox"/> |
|  | 3216        | 3216        |                | Fittings Inc. | FITTING, A, SS, 1/2"<br>MPT TO 1/2" Bb             | 1/2" Male NPT to<br>1/2" Barb Hose<br>Adapter   | EA | Fitting, General | <input type="checkbox"/> |



| Picture  | Vendor Item | GIS Item      | Alternate Item | Vendor        | Item Description 01                       | Item Description 02                            | UM | Classification   | NS                       |
|--|-------------|---------------|----------------|---------------|---|--|----|------------------|--------------------------|
|    | 3220        | 77-0421-00    |                | Fittings Inc. | FITTING, SPLICER, SS, 5/16" Bb X (2)      | 5/16" Barb Hose Splicer                        | EA | Fitting, General | <input type="checkbox"/> |
|    | 3231        | 77-0753-03    |                | Fittings Inc. | FITTING, A, SS, 3/8" MFL TO 3/8" MPT      | 3/8" Male NPT to 3/8" Male Flare Adapter       | EA | Fitting, General | <input type="checkbox"/> |
|    | 3239        | 3239          |                | Fittings Inc. | FITTING, A, SS, 1/2" MPT TO 3/8" Bb       | 1/2" Male NPT to 3/8" Barb Hose Adapter        | EA | Fitting, General | <input type="checkbox"/> |
|    | 3241        | 3241          |                | Fittings Inc. | FITTING, A, SS, 3/8" MPT TO 3/8" Bb       | 3/8" Male NPT to 3/8" Barb Hose Adapter        | EA | Fitting, General | <input type="checkbox"/> |
|    | 517X19-73   | 517X19-73     |                | Fittings Inc. | COLD PLATE, 17 X 19 X 7 CIRCUITS          | 17"x19" Cold Plate: 7 Product Lines w/ 1/4" Bb | EA | Cold Plate       | <input type="checkbox"/> |
|    | 608x12-63   | 77-5103-01-FI |                | Fittings Inc. | COLD PLATE, 8 X 12 X 6-CIRCUITS           | 8"x12" Cold Plate: 6 Product Lines w/ 1/4" Bb  | EA | Cold Plate       | <input type="checkbox"/> |
|   | 7009        | 77-0621-00    |                | Fittings Inc. | FITTING, T, SS, 1/4" Bb (2) X 3/8" (1) Bb | 1/4" Barb Run Tee with 3/8" Barb               | EA | Fitting, General | <input type="checkbox"/> |
|  | 7013        | 77-0401-00    |                | Fittings Inc. | FITTING, L, SS, 1/4" FFL TO 1/4" ID Bb    | 1/4" Female Flare Swivel to 1/4" Barb Elbow    | EA | Fitting, General | <input type="checkbox"/> |
|  | 7018        | 77-0409-00    |                | Fittings Inc. | FITTING, L, SS, 3/8" FFL SN TO 3/8" ID Bb | 3/8" Female Flare Swivel to 3/8" Barb Elbow    | EA | Fitting, General | <input type="checkbox"/> |
|  | 7020        | 77-0605-00    |                | Fittings Inc. | FITTING, T, SS, 1/4" MFL (3)              | 1/4" Male Flare Tee                            | EA | Fitting, General | <input type="checkbox"/> |

| Picture   | Vendor Item | GIS Item   | Alternate Item | Vendor        | Item Description 01                                   | Item Description 02                                   | UM | Classification   | NS                       |
|---|-------------|------------|----------------|---------------|---|---|----|------------------|--------------------------|
|    | 7022        | 77-0627-00 |                | Fittings Inc. | FITTING, T, SS, 3/8"<br>MFL (3)                       | 3/8" Male Flare Tee                                   | EA | Fitting, General | <input type="checkbox"/> |
|    | 7042        | 77-6076-00 |                | Fittings Inc. | FITTING, COM, SS,<br>3/8" OD COM TO<br>3/8" Bb        | 3/8" OD Tube<br>Compression to<br>3/8" Barb           | EA | Fitting, General | <input type="checkbox"/> |
|     | 7058        | 77-0465-00 |                | Fittings Inc. | FITTING, A, SS, 1/4"<br>FFL SN TO 3/8" Bb             | 3/8" Barb to 1/4"<br>Female Flare Swivel              | EA | Fitting, General | <input type="checkbox"/> |
|    | 7059        | 77-0460-00 |                | Fittings Inc. | FITTING, L, SS, 3/8"<br>FFL SN X 1/4" ID Bb           | 3/8" Female Flare<br>Swivel to 1/4" Barb<br>Elbow     | EA | Fitting, General | <input type="checkbox"/> |
|    | 7072        | 7072       |                | Fittings Inc. | FITTING, L, SS,<br>BEVERAGE INLET<br>TO 3/8" Bb       | General Beverage<br>Valve Inlet to 3/8"<br>Barb Elbow | EA | Fitting, General | <input type="checkbox"/> |
|    | 7073        | 77-0660-00 |                | Fittings Inc. | FITTING, L, SS, 1/4"<br>FFL SN X 3/8" ID Bb           | 1/4" Female Flare<br>Swivel to 3/8" Barb<br>Elbow     | EA | Fitting, General | <input type="checkbox"/> |
|   | 7073        | 7073       |                | Fittings Inc. | FITTING, L, SS, 1/4"<br>FFL SN TO 3/8" Bb             | 1/4" Female Flare<br>Swivel to 3/8" Barb<br>Elbow     | EA | Fitting, General | <input type="checkbox"/> |
|  | 7082        | 77-0654-00 | S34-66         | Fittings Inc. | FITTING, T, 3/8" ID<br>Bb (2) X 1/4" FL<br>SWIVEL NUT | 3/8" Barb Tee to<br>1/4" Female Flare<br>Swivel       | EA | Fitting, General | <input type="checkbox"/> |
|  | 7083        | S38-44     |                | Fittings Inc. | FITTING, C, SS, 1/4"<br>FFL SN X 1/4" Bb              | 1/4" Barb Cross to<br>1/4" Female Flare<br>Swivel     | EA | Fitting, General | <input type="checkbox"/> |
|  | 7101        | 77-0695-00 |                | Fittings Inc. | FITTING, T, SS, 3/8"<br>Bb (2) TO 1/2" Bb<br>(1)      | 3/8" Barb to 1/2"<br>Barb Tee - Enlarging             | EA | Fitting, General | <input type="checkbox"/> |

| Picture   | Vendor Item | GIS Item   | Alternate Item    | Vendor        | Item Description 01                                 | Item Description 02                                   | UM | Classification   | NS                       |
|---|-------------|------------|-------------------|---------------|---|---|----|------------------|--------------------------|
|     | 7108        | 77-0501-00 |                   | Fittings Inc. | FITTING, L, SS,<br>BEVERAGE INLET<br>TO 1/4" ID Bb  | General Beverage<br>Valve Inlet to 1/4"<br>Barb Elbow | EA | Fitting, General | <input type="checkbox"/> |
|     | 7117        | 77-0418-00 |                   | Fittings Inc. | FITTING, SPLICER,<br>SS, 1/8" Bb TO 1/4"<br>Bb      | 1/4"x 1/8" Barbed<br>Splicer - Reducer                | EA | Fitting, General | <input type="checkbox"/> |
|     | 7191        | 7191       |                   | Fittings Inc. | FITTING, L, SS, 1/2"<br>FFL TO 1/2" ID Bb           | 1/2" Female Flare<br>Swivel to 1/2" Barb<br>Elbow     | EA | Fitting, General | <input type="checkbox"/> |
|     | 7212        | 7212       |                   | Fittings Inc. | FITTING, 3/8"<br>SMOOTH W/<br>NOTCH X 1/4" Bb       | 1/4" Barb to 3/8"<br>Quick Disconnect<br>Adapter      | EA | Fitting, General | <input type="checkbox"/> |
|     | 7232        | 7232       |                   | Fittings Inc. | FITTING, A, SS, 1/2"<br>FFL SWV TO 1/2"<br>Bb (OBS) | 1/2" Barb to 1/2"<br>Female Flare Swivel              | EA | Fitting, General | <input type="checkbox"/> |
|     | 7263        | 7263       |                   | Fittings Inc. | FITTING, COM, SS,<br>1/4" F COM TO<br>1/4" Bb       | 1/4" Female Flare<br>Compression to<br>1/4" Barb      | EA | Fitting, General | <input type="checkbox"/> |
|     | 7264        | 7264       |                   | Fittings Inc. | FITTING, COM, SS,<br>3/8" F COM TO<br>3/8" Bb       | 3/8" Female Flare<br>Compression to<br>3/8" Barb      | EA | Fitting, General | <input type="checkbox"/> |
|  | 7280        | S40-4-370  | 4248<br>(INVALID) | Fittings Inc. | FITTING, A, SS, 3/8"<br>TUBE TO 1/4" Bb             | 3/8" Female Flare<br>Compression to<br>1/4" Barb      | EA | Fitting, General | <input type="checkbox"/> |
|   | 7280        | 7280       |                   | Fittings Inc. | FITTING, COM, SS,<br>3/8" F COM TO<br>1/4" Bb       | 3/8" Female Flare<br>Compression to<br>1/4" Barb      | EA | Fitting, General | <input type="checkbox"/> |
|  | 7292        | S40-4-250  |                   | Fittings Inc. | FITTING, A, SS, 1/4"<br>Bb X 1/4 ID TUBE            | 1/4" Barb to 1/4"<br>Smooth Tube<br>Adapter           | EA | Fitting, General | <input type="checkbox"/> |

| Picture  | Vendor Item | GIS Item      | Alternate Item | Vendor        | Item Description 01                            | Item Description 02                   | UM | Classification   | NS                       |
|--|-------------|---------------|----------------|---------------|--|---------------------------------------|----|------------------|--------------------------|
|   | 7293        | S40-6-375     |                | Fittings Inc. | FITTING, A, SS, 3/8" Bb X 3/8" ID TUBE         | 3/8" Barb to 3/8" Smooth Tube Adapter | EA | Fitting, General | <input type="checkbox"/> |
|   | 7344        | 7344          |                | Fittings Inc. | FITTING, UB, SS, 3/8" ID Bb (2) TO FJ PORT (1) |                                       | EA | Fitting, General | <input type="checkbox"/> |
|   | 7368        | 7368          |                | Fittings Inc. | FITTING, L, SS, DOLE TO 3/8" ID Bb             | LONG SHANK                            | EA | Fitting, General | <input type="checkbox"/> |
|    | 7416        | KU4H6         |                | Fittings Inc. | FITTING, UB, 3/8" ID Bb (2) X 3/8" MFL (OBS)   | (6) OUT. SHOWS (10) ON TRUCKS.        | EA | Fitting, General | <input type="checkbox"/> |
|    | 77510801    | 77-5108-01-FI | 1002220        | Fittings Inc. | COLD PLATE, 8" X 14" X 5-CIRCUITS              | 1/4" TUBE SIZE                        | EA | Cold Plate       | <input type="checkbox"/> |
|    | 77511001    | 77-5110-01-FI | 1006632        | Fittings Inc. | COLD PLATE, 8" X 14" X 7-CIRCUITS              | TUBE SIZE 1/4" MALE FLARE             | EA | Cold Plate       | <input type="checkbox"/> |
|   | 77511002    | 77-5110-02-FI | 1000016        | Fittings Inc. | COLD PLATE, 8" X 14" X 7-CIRCUITS              | 5/16" TUBE SIZE                       | EA | Cold Plate       | <input type="checkbox"/> |
|  | 77511701    | 77-5117-01-FI | 1002223        | Fittings Inc. | COLD PLATE, 10" X 15" X 6-CIRCUITS             | TUBE SIZE 1/4" MALE FLARES            | EA | Cold Plate       | <input type="checkbox"/> |
|  | 8007        | NY45-4        |                | Fittings Inc. | 1/4" NYLON FLARE GASKET (WASHER), WHITE        | 1/4" Flare Washer (White)             | EA | PART             | <input type="checkbox"/> |
|  | 8008        | NY45-5        |                | Fittings Inc. | 5/16" NYLON FLARE GASKET (WASHER), RED         | 5/16" Flare Washer (Red)              | EA | PART             | <input type="checkbox"/> |

| Picture   | Vendor Item | GIS Item   | Alternate Item | Vendor        | Item Description 01                              | Item Description 02                          | UM | Classification   | NS                       |
|---|-------------|------------|----------------|---------------|--|--|----|------------------|--------------------------|
|     | 8009        | NY45-6     |                | Fittings Inc. | 3/8" NYLON FLARE GASKET (WASHER), BLACK          | 3/8" Flare Washer (Black)                    | EA | PART             | <input type="checkbox"/> |
|     | 8011        | NY45-8     |                | Fittings Inc. | 1/2 NYLON FLARE GASKET (WASHER), OFF-WHITE       | 1/2" Flare Washer (Off-White)                | EA | PART             | <input type="checkbox"/> |
|     | 9001        | 77-0402-00 |                | Fittings Inc. | FITTING, SPLICER, SS, 1/4" ID Bb (2)             | 1/4" Barb Splicer – Economy                  | EA | Fitting, General | <input type="checkbox"/> |
|     | 9002        | 77-0404-00 |                | Fittings Inc. | FITTING, L-SPLICER, SS, 1/4" ID Bb (2)           | 1/4" Barbed Splicer Elbow                    | EA | Fitting, General | <input type="checkbox"/> |
|     | 9005        | 77-0408-00 |                | Fittings Inc. | FITTING, L-SPLICER, SS, 3/8" ID Bb (2)           | 3/8" Barbed Splicer Elbow                    | EA | Fitting, General | <input type="checkbox"/> |
|     | 9006        | 77-0601-00 | 77-0601-00-CAR | Fittings Inc. | FITTING, T, SS, 1/4" ID Bb (3)                   | 1/4" Barbed Tee – Economy                    | EA | Fitting, General | <input type="checkbox"/> |
|    | 9007        | 77-0609-00 |                | Fittings Inc. | FITTING, T, SS, 3/8" ID Bb (3)                   | 3/8" Barbed Tee – Economy                    | EA | Fitting, General | <input type="checkbox"/> |
|   | 9008        | 77-0607-00 |                | Fittings Inc. | FITTING, T, SS, 3/8" ID Bb (2) TO 1/4" ID Bb (1) | 3/8" Barbed Run Tee with 1/4" Barb – Economy | EA | Fitting, General | <input type="checkbox"/> |
|   | 9010        | 77-0602-00 |                | Fittings Inc. | FITTING, C, SS, 1/4" ID Bb (4)                   | 1/4" Barbed Cross - Economy                  | EA | Fitting, General | <input type="checkbox"/> |
|  | 9011        | 77-0620-00 |                | Fittings Inc. | FITTING, C, SS, 3/8" ID Bb (4)                   | 3/8" Barbed Cross - Economy                  | EA | Fitting, General | <input type="checkbox"/> |







| Picture  | Vendor Item | GIS Item   | Alternate Item | Vendor        | Item Description 01                              | Item Description 02                        | UM | Classification   | NS                       |
|--|-------------|------------|----------------|---------------|--|--|----|------------------|--------------------------|
|    | 9012        | 77-0407-00 |                | Fittings Inc. | FITTING, SPLICER, SS, 1/4" Bb (1) TO 3/8" Bb (1) | 3/8" to 1/4" Barb Splicer                  | EA | Fitting, General | <input type="checkbox"/> |
|    | 9013        | 77-0403-00 |                | Fittings Inc. | FITTING, SPLICER, SS, 3/8" ID Bb (2)             | 3/8" Barb Splicer                          | EA | Fitting, General | <input type="checkbox"/> |
|    | 9015        | 77-0467-00 |                | Fittings Inc. | FITTING, L, SS, 1/2" ID Bb (2)                   | 1/2" Barbed Splicer Elbow - Economy        | EA | Fitting, General | <input type="checkbox"/> |
|    | 9017        | 77-9013-00 |                | Fittings Inc. | FITTING, UB, SS, 1/2" ID Bb (2), U-BEND          | 1/2" Barbed U-Bend - Economy               | EA | Fitting, General | <input type="checkbox"/> |
|    | 9019        | 77-9002-00 | 4019           | Fittings Inc. | FITTING, UB, SS, 3/8" Bb X (2)                   | 3/8" Barbed Ubend - Economy                | EA | Fitting, General | <input type="checkbox"/> |
|    | 9051        | 77-9005-00 |                | Fittings Inc. | FITTING, UB, SS, 1/4" ID Bb (3)                  | 1/4" Barbed Ubend Manifold                 | EA | Fitting, General | <input type="checkbox"/> |
|   | 9079        | 77-0693-00 |                | Fittings Inc. | FITTING, T, SS, 1/2" ID Bb (3)                   | 1/2" Barbed Tee - Economy                  | EA | Fitting, General | <input type="checkbox"/> |
|  | 9080        | 77-0699-01 | 77-0699-00     | Fittings Inc. | FITTING, T, SS, 1/2" Bb (2) X 3/8" Bb (1)        | 1/2" Barbed Run to 3/8" Barb Tee - Economy | EA | Fitting, General | <input type="checkbox"/> |
|  | 9080        | 77-0699-00 | 77-0699-01     | Fittings Inc. | FITTING, T, SS, 1/2" Bb (2) X 3/8" Bb (1)        | 1/2" Barbed Run to 3/8" Barb Tee - Economy | EA | Fitting, General | <input type="checkbox"/> |
|  | 9094        | 77-9002-01 | 7094           | Fittings Inc. | FITTING, UB, SS, 3/8" Bb (2) TO 1/4" Bb (1)      | 3/8" Barbed Ubend Manifold with 1/4" Barb  | EA | Fitting, General | <input type="checkbox"/> |

| Picture  | Vendor Item | GIS Item   | Alternate Item | Vendor        | Item Description 01                          | Item Description 02                           | UM | Classification   | NS                       |
|--|-------------|------------|----------------|---------------|--|---|----|------------------|--------------------------|
|   | 9095        | 77-9002-02 |                | Fittings Inc. | FITTING, UB, SS,<br>3/8" ID Bb (3)           | 3/8" Barbed Ubend<br>Manifold –<br>Economy    | EA | Fitting, General | <input type="checkbox"/> |
|    | 9107        | S40-22     |                | Fittings Inc. | FITTING, SPLICER,<br>SS, 1/8" ID Bb (2)      | 1/8" Barb Splicer                             | EA | Fitting, General | <input type="checkbox"/> |
|    | 9130        | 77-0424-00 |                | Fittings Inc. | FITTING, SPLICER,<br>SS, 1/2" ID Bb (2)      | 1/2" Barb Splicer                             | EA | Fitting, General | <input type="checkbox"/> |
|    | 9136        | 9136       |                | Fittings Inc. | FITTING, Y - T, SS,<br>3/8" ID Bb (3)        | 3/8" Barbed Y-Tee<br>– Economy                | EA | Fitting, General | <input type="checkbox"/> |
|   | 01524-000   | 01524-000  |                | Flojet        | FLOJET BRASS<br>ELBOW R/H OFFSET             | (CO2 SHUTOFF) 12<br>PER BAG                   | EA | Fitting, General | <input type="checkbox"/> |
|    | 01600230A   | 1500-030   | 1500-030A      | Flojet        | TRANSFER VALVE,<br>AUTO-SWITCHING<br>AT 18"  | HG  | EA | PART             | <input type="checkbox"/> |
|   | 01600530A   | 1500-130A  | 1030280        | Flojet        | TRANSFER VALVE<br>W/ SWIVEL ELBOW            | AUTO-SWITCHING<br>AT 14" Hg, HIGH<br>ALTITUDE | EA | PART             | <input type="checkbox"/> |
|  | 01600531A   | 1500-031   | 1030281        | Flojet        | TRANSFER VALVE<br>AUTO-SWITCHING<br>AT 14"   | HG, FOR HIGH<br>ALTITUDE                      | EA | PART             | <input type="checkbox"/> |
|  | 01740003S   | 01740003S  | 1740-003S      | Flojet        | FLOJET STRAINER                              | Fresh Water Pump<br>Inlet Strainer            | EA | PART             | <input type="checkbox"/> |
|  | 01752302C   | 1750-302   |                | Flojet        | WATER<br>REGULATOR IN-<br>LINE, 50 PSI, 3/8" | 1/2" MNPT X 3/8"<br>OD BARBED<br>FITTING      | EA | PART             | <input type="checkbox"/> |

| Picture  | Vendor Item | GIS Item   | Alternate Item | Vendor | Item Description 01                         | Item Description 02                           | UM | Classification   | NS                       |
|--|-------------|------------|----------------|--------|---|---|----|------------------|--------------------------|
|    | 02125030A   | 2125-030   |                | Flojet | PUMP, ELECTRIC,<br>BAG-IN-BOX,<br>DUPLEX AC |   | EA | Syrup Pump       | <input type="checkbox"/> |
|    | 028300541   | 02830-000A |                | Flojet | WATER BOOSTER<br>PUMP                       | AUTOMATIC 4<br>GALLON TANK 1.5<br>GPM 100 PSI | EA | Water Booster    | <input type="checkbox"/> |
|    | 11028-508   | 11028-508  | 1006280        | Flojet | 3-PUMP FLAT<br>MOUNTING<br>BRACKET          |   | EA | PART             | <input type="checkbox"/> |
|    | 11028-509   | 11028-509  | 1011187        | Flojet | 2-PUMP FLAT<br>MOUNTING<br>BRACKET          |   | EA | PART             | <input type="checkbox"/> |
|    | 1510-000    | 1510-000   |                | Flojet | BRASS CO2 SHUT<br>OFF                       |   | EA | Fitting, General | <input type="checkbox"/> |
|    | 1520-000    | 1520-000   |                | Flojet | BRASS "T" AIR<br>VALVE                      |   | EA | Fitting, General | <input type="checkbox"/> |
|   | 1521-000    | 1521-000   |                | Flojet | BRASS ELBOW AIR<br>VALVE FITTING            |   | EA | Fitting, General | <input type="checkbox"/> |
|  | 1522-000    | 01522-000  |                | Flojet | BRASS "T" OFFSET                            |   | EA | Fitting, General | <input type="checkbox"/> |
|  | 1523-000    | 01523-000  |                | Flojet | BRASS ELBOW L/H<br>OFFSET                   |   | EA | Fitting, General | <input type="checkbox"/> |
|  | 1524-000    | 01524-000  |                | Flojet | BRASS ELBOW R/H<br>OFFSET                   |   | EA | Fitting, General | <input type="checkbox"/> |








| Picture   | Vendor Item | GIS Item   | Alternate Item | Vendor | Item Description 01                      | Item Description 02                | UM | Classification   | NS                       |
|---|-------------|------------|----------------|--------|--|------------------------------------|----|------------------|--------------------------|
|     | 1740-003S   | 1600-000   | 01740003S      | Flojet | STRAINER, FLOJET                         | Fresh Water Pump Inlet Strainer    | EA | PART             | <input type="checkbox"/> |
|    | 1750-301C   | 1750-301   |                | Flojet | WATER REGULATOR IN-LINE, 50 PSI, 1/4"    | 1/2" MNPT X 1/4" OD BARBED FITTING | EA | PART             | <input type="checkbox"/> |
|     | 20272-002B  | 20272-002B |                | Flojet | N5000 SLIDE MOUNT BRACKET                | N5000 Series Slider Bracket        | EA | PART             | <input type="checkbox"/> |
|    | 20272-003B  | 20272003   |                | Flojet | G SERIES SLIDE MOUNT BRACKET             | G Series Slider Bracket            | EA | PART             | <input type="checkbox"/> |
|    | 20308-130   | 20308-130  | 20308132       | Flojet | AUTO SHUTOFF, FOR MODEL 5000 BIB PUMPS   | 1/4" (6.3mm) plastic straight      | EA | PART             | <input type="checkbox"/> |
|     | 20308-131   | 20308-131  | 20308131       | Flojet | AUTO SHUTOFF, HIGH ALTITUDE              | 1/4" (6.3mm) plastic straight      | EA | PART             | <input type="checkbox"/> |
|   | 20325-031   | 20325-031  | 20325031       | Flojet | FITTING, STEM, PL, 3/8" ID Bb (1), BLACK | SYRUP OUTLET                       | EA | Fitting, General | <input type="checkbox"/> |
|  | 20325-033   | 20325-033  | 20325033       | Flojet | FITTING, STEM, PL, 1/4" ID Bb (1), BLACK | CO2 INLET                          | EA | Fitting, General | <input type="checkbox"/> |
|  | 20381-026   | 20381-026  |                | Flojet | FITTING, STEM, PL, 3/8" ID Bb,           | FOR G56 PUMP                       | EA | Fitting, General | <input type="checkbox"/> |
|   | 20574102    | 20574102   |                | Flojet | U SERIES GAS FITTING KIT                 |                                    | EA | Fitting, General | <input type="checkbox"/> |







| Picture   | Vendor Item | GIS Item  | Alternate Item | Vendor | Item Description 01                 | Item Description 02                     | UM | Classification   | NS                                  |
|---|-------------|-----------|----------------|--------|-------------------------------------|---|----|------------------|-------------------------------------|
|    | 20574103    | 20574103  |                | Flojet | U SERIES GAS FITTING KIT            |   | EA | Fitting, General | <input type="checkbox"/>            |
|    | 20574104    | 20574104  |                | Flojet | U SERIES GAS FITTING KIT            |   | EA | Fitting, General | <input type="checkbox"/>            |
|    | 20606-100   | 20606-100 | 3145           | Flojet | FITTING, A, INLET TO 1/2" ID Bb     | Flojet Inlet to 1/2" Barb Adapter       | EA | Fitting, General | <input type="checkbox"/>            |
|    | 2095-502    | 2095-502  |                | Flojet | SYRUP SOLD-OUT SWITCH, FOR 1/4" ID  | TUBING                                  | EA | PART             | <input type="checkbox"/>            |
|    | 2095-540    |           |                | Flojet | SYRUP SOLD-OUT SWITCH, FOR 3/8" ID  | TUBING                                  | EA | PART             | <input checked="" type="checkbox"/> |
|    | 20982-100A  | 20982-100 | 1012514        | Flojet | UNIVERSAL BRACKET                   | For all N5000, T5000 and G Series Pumps | EA | PART             | <input type="checkbox"/>            |
|   | 21000-255B  | 21000255B | 1030287        | Flojet | MOUNTING BRACKET FOR TRANSFER VALVE |   | EA | PART             | <input type="checkbox"/>            |
|  | 21000-296A  |           |                | Flojet | FOUR (4) PUMP MOUNTING BRACKET      | G SERIES                                | EA | PART             | <input checked="" type="checkbox"/> |
|  | 21000-325A  | 21000325  | 2580857        | Flojet | 8 PUMP PLASTIC BRACKET FOR G SERIES |   | EA | PART             | <input type="checkbox"/>            |
|  | 21000-563B  | 21000-563 | 1051145        | Flojet | 90 DEGREE SLIDE MOUNT BRACKET       |   | EA | PART             | <input type="checkbox"/>            |

Non-Stocked,  
Lead Time











Non-Stocked,  
Lead Time

| Picture  | Vendor Item | GIS Item    | Alternate Item | Vendor | Item Description 01                                | Item Description 02         | UM | Classification          | NS                       |
|--|-------------|-------------|----------------|--------|--|-----------------------------|----|-------------------------|--------------------------|
|    | 30573-0022B | 30573-0022B |                | Flojet | ACCUMULATOR<br>TANK, FOR FBD500                    |                             | EA | PART                    | <input type="checkbox"/> |
|    | 91010-001   | 91010-001   |                | Flojet | FITTING, L, NY, 3/8"<br>MPT X 3/8" ID Bb,<br>WHITE |                             | EA | Fitting, General        | <input type="checkbox"/> |
|    | 91010-002   | 91010-002   |                | Flojet | FITTING, A, NY,<br>3/8" MPT X 3/8" ID<br>Bb, WHITE |                             | EA | Fitting, General        | <input type="checkbox"/> |
|    | 91010-003   | 91010-003   |                | Flojet | FITTING, L, NY, 1/4"<br>MPT X 3/8" ID Bb,<br>WHITE |                             | EA | Fitting, General        | <input type="checkbox"/> |
|    | 91010-004   | 91010-004   |                | Flojet | FITTING, A, NY,<br>1/4" MPT X 3/8" ID<br>Bb, WHITE |                             | EA | Fitting, General        | <input type="checkbox"/> |
|    | 91010-053   | 91010-053   |                | Flojet | FITTING, A, NY,<br>1/4" MPT X 1/4" ID<br>Bb, WHITE |                             | EA | Fitting, General        | <input type="checkbox"/> |
|   | BW5000-000A | BW5000-000A |                | Flojet | BW5000 SERIES<br>BOTTLE WATER<br>PUMP SYSTEM       |                             | EA | Accessory<br>(Beverage) | <input type="checkbox"/> |
|  | G55-1000M   | G55-1000M   |                | Flojet | G55 SERVICE<br>PUMP, NO FITTINGS                   |                             | EA | Syrup Pump              | <input type="checkbox"/> |
|  | G55-1012    | G55-1012    |                | Flojet | G55 H/F PUMP W/<br>BUILT-IN SHUT-OFF               | 3/8" Bb IN X 1/4"<br>Bb OUT | EA | Syrup Pump              | <input type="checkbox"/> |
|  | G55-1022A   | G55-1022    |                | Flojet | G55 H/F PUMP W/<br>BUILT-IN SHUT-OFF               | 3/8" Bb IN X 3/8"<br>Bb OUT | EA | Syrup Pump              | <input type="checkbox"/> |

| Picture  | Vendor Item        | GIS Item           | Alternate Item | Vendor | Item Description 01                        | Item Description 02             | UM | Classification           | NS                       |
|--|--------------------|--------------------|----------------|--------|--|---------------------------------|----|--------------------------|--------------------------|
|    | G55102WA           | G55102WA           |                | Flojet | FLOJET 2 PUMP<br>G55 KIT                   | W/ MANF, NO BIB<br>/ CONNECTORS | EA | Bag-In-Box<br>(BIB) Pump | <input type="checkbox"/> |
|    | G55102XA           | G55102XA           |                | Flojet | FLOJET 3 PUMP<br>G55 KIT                   | W/ MANF, NO BIB<br>/ CONNECTORS | EA | Bag-In-Box<br>(BIB) Pump | <input type="checkbox"/> |
|    | G55-2CCE           | G55-2CCE           | G55102BA       | Flojet | GIS / FLOJET HP 2<br>PUMP CCE KIT          | W/ CO2 MANIFOLD<br>SYSTEM       | EA | Bag-In-Box<br>(BIB) Pump | <input type="checkbox"/> |
|    | G55-3CCE           | G55-3CCE           | G55102CA       | Flojet | GIS / FLOJET HP 3<br>PUMP CCE KIT          | W/ CO2 MANIFOLD<br>SYSTEM       | EA | Bag-In-Box<br>(BIB) Pump | <input type="checkbox"/> |
|    | G55-4CCE           | G55-4CCE           | G55102NA       | Flojet | GIS / FLOJET HF 4<br>PUMP CCE KIT          | W/ CO2 MANIFOLD<br>SYSTEM       | EA | Bag-In-Box<br>(BIB) Pump | <input type="checkbox"/> |
|    | G56-1202           | G56-1202           |                | Flojet | G56 BEER PUMP,<br>3/8 IN & OUT             |                                 | EA | Syrup Pump               | <input type="checkbox"/> |
|   | G80-1022           | G80-1022           |                | Flojet | PULPJET PUMP, 3/8<br>IN & OUT W/           | AUTO-SHUTOFF                    | EA | Syrup Pump               | <input type="checkbox"/> |
|  | G80E000T           | G80E000T           |                | Flojet | FLOJET PULPJET<br>PUMP                     | 3/8" Bb IN X 3/8"<br>Bb OUT     | EA | Syrup Pump               | <input type="checkbox"/> |
|  | PHFJ24-GB-<br>REGS | PHFJ24-GB-<br>REGS |                | Flojet | HALO 24 PUMP W/<br>FLOJET                  | PUMPS, REGS &<br>ACC'S          | EA | Bag-In-Box<br>(BIB) Rack | <input type="checkbox"/> |
|  | T5000110           | 5000-140           | T5000-140      | Flojet | SYRUP PUMP W/<br>1/4" BRASS CO2<br>SHUTOFF | 1/4" SS SYRUP OUT               | EA | Syrup Pump               | <input type="checkbox"/> |








| Picture  | Vendor Item       | GIS Item     | Alternate Item | Vendor | Item Description 01                                | Item Description 02        | UM | Classification           | NS                       |
|--|-------------------|--------------|----------------|--------|--|----------------------------|----|--------------------------|--------------------------|
|    | T5000111          | 5000-515     | T5000-515      | Flojet | SYRUP PUMP W/<br>1/4" BRASS CO2<br>SHUTOFF         | 3/8" SS SYRUP OUT          | EA | Syrup Pump               | <input type="checkbox"/> |
|    | T5000114          | 5000-130     | T5000-130      | Flojet | SYRUP SINGLE<br>PUMP W/ PLASTIC<br>FITTINGS        |                            | EA | Syrup Pump               | <input type="checkbox"/> |
|    | T5000121          | N5000-220A   | T5000-220A     | Flojet | 2 T5000 PUMP KIT<br>W/ MANIFOLD                    | NO BIB OR<br>CONNECTORS    | EA | Bag-In-Box<br>(BIB) Pump | <input type="checkbox"/> |
|    | T5000131          | N5000-230A   | T5000-230A     | Flojet | 3 T5000 PUMP KIT<br>W/ MANIFOLD,                   | NO BIB OR<br>CONNECTORS    | EA | Bag-In-Box<br>(BIB) Pump | <input type="checkbox"/> |
|    | T5000141          | N5000-240A   | T5000-240A     | Flojet | 4 T5000 PUMP KIT,<br>NO BIB TUBING                 |                            | EA | Bag-In-Box<br>(BIB) Pump | <input type="checkbox"/> |
|    | T5000-241A        | N5000-241A   |                | Flojet | 4 T5000 PUMP KIT,<br>HIGH ALTITUDE                 | NO BIB TUBING              | EA | Bag-In-Box<br>(BIB) Pump | <input type="checkbox"/> |
|   | T5000-2CCE        | 5000-2CCE    | T5200821       | Flojet | GIS / FJ 2 PUMP KIT<br>W/ CO2 MANIFOLD             | ** GIS ASSEMBLED<br>KIT ** | EA | Bag-In-Box<br>(BIB) Pump | <input type="checkbox"/> |
|  | T5000-2CCE-<br>HA | 5000-2CCE-HA | T5B00820       | Flojet | GIS / FJ HIGH ALT 2<br>PUMP KIT W/ CO2<br>MANIFOLD | ** GIS ASSEMBLED<br>KIT ** | EA | Bag-In-Box<br>(BIB) Pump | <input type="checkbox"/> |
|  | T5000-3CCE        | 5000-3CCE    | T5200831       | Flojet | GIS / FJ 3 PUMP KIT<br>W/ CO2 MANIFOLD             | ** GIS ASSEMBLED<br>KIT ** | EA | Bag-In-Box<br>(BIB) Pump | <input type="checkbox"/> |
|  | T5000-3CCE-<br>HA | 5000-3CCE-HA | T5B00830       | Flojet | GIS / FJ HIGH ALT 3<br>PUMP KIT W/ CO2<br>MANIFOLD | ** GIS ASSEMBLED<br>KIT ** | EA | Bag-In-Box<br>(BIB) Pump | <input type="checkbox"/> |



| Picture  | Vendor Item   | GIS Item     | Alternate Item | Vendor | Item Description 01                          | Item Description 02           | UM | Classification        | NS                       |
|--|---------------|--------------|----------------|--------|--|-------------------------------|----|-----------------------|--------------------------|
|    | T5000-4CCE    | 5000-4CCE    | T5200841       | Flojet | GIS / FJ 4 PUMP KIT W/ CO2 MANIFOLD          | ** GIS ASSEMBLED KIT **       | EA | Bag-In-Box (BIB) Pump | <input type="checkbox"/> |
|    | T5000-4CCE-HA | 5000-4CCE-HA | N5000-4CCE-HA  | Flojet | GIS / FJ HIGH ALT 4 PUMP KIT W/ CO2 MANIFOLD | ** GIS ASSEMBLED KIT **       | EA | Bag-In-Box (BIB) Pump | <input type="checkbox"/> |
|    | T5000-503     | 5000-503     | N5000-503      | Flojet | 3 T5000 PUMP KIT W/ COKE CONNECTORS          | ** GIS ASSEMBLED KIT **       | EA | Bag-In-Box (BIB) Pump | <input type="checkbox"/> |
|    | T5000-520W    | 5000-520-W   | N5000-520W     | Flojet | SINGLE PUMP W/O SHUTOFF, NO PORTS            | (COKE WARRANTY PUMP)          | EA | Bag-In-Box (BIB) Pump | <input type="checkbox"/> |
|    | T5000-562A    | 5000-562A    | N5000-562A     | Flojet | FLOJET 3-PUMP KIT LESS HOSE                  | AND CONNECTORS, 3/8 SYRUP OUT | EA | Bag-In-Box (BIB) Pump | <input type="checkbox"/> |
|    | T5000810      | 5000-509     | T5000-509      | Flojet | SYRUP PUMP W/ 1/4" BRASS CO2 SHUTOFF         | 1/4" SS SYRUP OUT             | EA | Syrup Pump            | <input type="checkbox"/> |
|   | T5000811      | 5000-512     | T5000-512      | Flojet | SYRUP PUMP W/ 1/4" CO2 SHUTOFF               | 3/8" SS SYRUP OUT (COKE)      | EA | Syrup Pump            | <input type="checkbox"/> |
|  | T5000-920A    | 5000-2PC     | N5000-920A     | Flojet | GIS / FLOJET 2 PUMP PEPSI KIT                | W/ CO2 MANIFOLD SYSTEM        | EA | Bag-In-Box (BIB) Pump | <input type="checkbox"/> |
|  | T5000-930A    | 5000-3PC     | N5000-930A     | Flojet | GIS / FLOJET 3 PUMP PEPSI KIT                | W/ CO2 MANIFOLD SYSTEM        | EA | Bag-In-Box (BIB) Pump | <input type="checkbox"/> |
|  | T5010110      | 5000-145     | T5000-145      | Flojet | SYRUP PUMP W/ 1/4" CO2 TEE                   | 1/4" SS SYRUP OUT             | EA | Syrup Pump            | <input type="checkbox"/> |

| Picture  | Vendor Item | GIS Item                | Alternate Item          | Vendor | Item Description 01                          | Item Description 02            | UM | Classification           | NS                       |
|--|-------------|-------------------------|-------------------------|--------|--|--------------------------------|----|--------------------------|--------------------------|
|    | T5030110    | N5000-146               | T5000-146               | Flojet | SYRUP PUMP W/<br>1/4" 90 DEG CO2<br>SHUTOFF  | 1/4" SS SYRUP OUT              | EA | Syrup Pump               | <input type="checkbox"/> |
|    | T5030111    | N5000-158               | T5000-158               | Flojet | SYRUP PUMP W/<br>1/4" 90 DEG CO2<br>SHUTOFF  | 3/8" SS SYRUP OUT              | EA | Syrup Pump               | <input type="checkbox"/> |
|    | T5190119    | 5000-135                | T5000-135               | Flojet | SYRUP SINGLE<br>PUMP W/O<br>SHUTOFF          |                                | EA | Syrup Pump               | <input type="checkbox"/> |
|    | T5190119    | 5000-135-W              | N5000-130-W             | Flojet | FLOJET T500-135<br>WARRANTY<br>EXCHANGE PUMP | (NO SHUTOFF OR<br>FITTINGS)    | EA | Syrup Pump               | <input type="checkbox"/> |
|    | T5190819    | 5000-520                | T5000-520               | Flojet | SYRUP SINGLE<br>PUMP W/O<br>SHUTOFF          | COCA-COLA                      | EA | Syrup Pump               | <input type="checkbox"/> |
|    | T5200810    | 5000-502                | T5000-502               | Flojet | 1 T5000 PUMP KIT<br>W/ COKE<br>CONNECTOR     | (IC CODE 44221)                | EA | Bag-In-Box<br>(BIB) Pump | <input type="checkbox"/> |
|   | T5200821    | N5000-820A              | T5000-820A              | Flojet | 2 T5000 PUMP KIT<br>W/ CO2 MANIFOLD<br>KIT   | ** GIS ASSEMBLED<br>KIT **     | EA | Bag-In-Box<br>(BIB) Pump | <input type="checkbox"/> |
|  | T5200821X   | 5000-2CCE-<br>EXCHANGE  | N5000-820A-<br>EXCHANGE | Flojet | GIS / FLOJET 2<br>PUMP CCE KIT W/<br>CO2     | MANIFOLD AND<br>EXCHANGE PUMPS | EA | Bag-In-Box<br>(BIB) Pump | <input type="checkbox"/> |
|  | T5200821X   | N5000-820A-<br>EXCHANGE | T5000-820A-<br>EXCHANGE | Flojet | FLOJET 2 PUMP KIT<br>W/ CO2 MANIFOLD         | W/ EXCHANGE<br>PUMPS           | EA | Bag-In-Box<br>(BIB) Pump | <input type="checkbox"/> |
|  | T5200831    | N5000-830A              | T5000-830A              | Flojet | FLOJET 3 PUMP KIT<br>W/ CO2 MANIFOLD         | ** GIS ASSEMBLED<br>KIT **     | EA | Bag-In-Box<br>(BIB) Pump | <input type="checkbox"/> |





| Picture  | Vendor Item | GIS Item            | Alternate Item      | Vendor  | Item Description 01                       | Item Description 02            | UM | Classification        | NS                       |
|--|-------------|---------------------|---------------------|---------|---|--------------------------------|----|-----------------------|--------------------------|
|    | T5200831X   | 5000-3CCE-EXCHANGE  | N5000-3CCE-EXCHANGE | Flojet  | GIS / FLOJET 3 PUMP CCE KIT               | W/ CO2 MANF & EXCHANGE PUMPS   | EA | Bag-In-Box (BIB) Pump | <input type="checkbox"/> |
|    | T5200831X   | N5000-830A-EXCHANGE | T5000-830A-EXCHANGE | Flojet  | FLOJET 3 PUMP KIT W/ CO2 MANIFOLD         | & EXCHANGE PUMPS               | EA | Bag-In-Box (BIB) Pump | <input type="checkbox"/> |
|    | T5200841    | N5000-840A          | T5000-840A          | Flojet  | FLOJET 4 PUMP KIT W/ CO2 MANIFOLD         | ** GIS ASSEMBLED KIT **        | EA | Bag-In-Box (BIB) Pump | <input type="checkbox"/> |
|    | T5A00121    | N5000-221A          | T5000-221A          | Flojet  | 2 T5000 PUMP KIT, HIGH ALT, NO BIB TUBING |                                | EA | Bag-In-Box (BIB) Pump | <input type="checkbox"/> |
|    | T5A00131    | N5000-231A          | T5000-231A          | Flojet  | 3 T5000 PUMP KIT, HIGH ALT, NO BIB TUBING |                                | EA | Bag-In-Box (BIB) Pump | <input type="checkbox"/> |
|    | T5B00830    | 5000-526A           | T5000-526A          | Flojet  | FLOJET 3-PUMP KIT LESS HOSE               | AND CONNECTORS, COKE ID        | EA | Bag-In-Box (BIB) Pump | <input type="checkbox"/> |
|   | TEAPUMP     | TEAPUMP             |                     | Flojet  | TEA PUMP KIT                              | (INCLUDED ON 9 PUMP FCB BOARD) | EA | Bag-In-Box (BIB) Pump | <input type="checkbox"/> |
|  | U551022C    | U551022C            |                     | Flojet  | FLOJET U SERIES PUMP KIT                  | 3/8 PROD - IN & OUT            | EA | Syrup Pump            | <input type="checkbox"/> |
|  | 207994      | 207994              |                     | Follett | 10" LEG SET (FOUR)                        |                                | EA | Leg Set               | <input type="checkbox"/> |
|  | 500645      | 500645              |                     | Follett | 12" LEG SET (FOUR)                        |                                | EA | Leg Set               | <input type="checkbox"/> |



| Picture  | Vendor Item | GIS Item  | Alternate Item | Vendor            | Item Description 01                     | Item Description 02                  | UM | Classification   | NS                       |
|--|-------------|-----------|----------------|-------------------|---|--------------------------------------|----|------------------|--------------------------|
|            | 500984      | 500984    |                | Follett           | DOOR LATCH                              |                                      | EA | PART             | <input type="checkbox"/> |
|            | 501215      | 501215    |                | Follett           | S/S BIN DOOR 32"                        |                                      | EA | PART             | <input type="checkbox"/> |
|            | 501223      | 501223    |                | Follett           | BIN DOOR HINGE                          |                                      | EA | PART             | <input type="checkbox"/> |
|            | 501276      | 501276    |                | Follett           | INSPECTION DOOR                         |                                      | EA | PART             | <input type="checkbox"/> |
|            | 501280      | 501280    |                | Follett           | PUSH-ON GASKET<br>44.25 X 15.875        |                                      | EA | PART             | <input type="checkbox"/> |
|            | 501912      | 501912    |                | Follett           | PUSH-ON GASKET<br>27.5 X 15.875         |                                      | EA | PART             | <input type="checkbox"/> |
|           | 502738      | 502738    |                | Follett           | BEARING ASSY,<br>BOTTOM                 |                                      | EA | PART             | <input type="checkbox"/> |
|          | 03C03426    | 03C03-426 |                | Foxx<br>Equipment | AIR DISTRIBUTOR, 4<br>WAY OUTLETS       | 3/8" BARB<br>SHUTOFFS (BUC-<br>EE'S) | EA | PART             | <input type="checkbox"/> |
|  | 03G07145    | 03G07-145 |                | Foxx<br>Equipment | GUAGE, 2<br>DIAMETER 300 #,<br>1/4" MPT | BOTTOM MOUNT<br>(BUC-EE'S)           | EA | PART             | <input type="checkbox"/> |
|  | 05B01226    | 05B01-226 |                | Foxx<br>Equipment | FITTING, A, BR, 3/8<br>Bb X 1/4" FPT    | (BUC-EE'S)                           | EA | Fitting, General | <input type="checkbox"/> |

| Picture   | Vendor Item  | GIS Item  | Alternate Item | Vendor         | Item Description 01                                | Item Description 02                      | UM | Classification        | NS                                  |
|---|--------------|-----------|----------------|----------------|--|--|----|-----------------------|-------------------------------------|
|    | 05B01263     | 05B01263  |                | Foxx Equipment | FITTING, A, BR,<br>3/4" Bb X 3/4" MPT              |  | EA | Fitting, General      | <input type="checkbox"/>            |
|     | 05B01283     | 05B01-283 |                | Foxx Equipment | FITTING, L, BR, 3/8"<br>MPT X 3/8" COMP<br>(69EEE) |  | EA | Fitting, General      | <input type="checkbox"/>            |
|     | 05B01304     | 05B01-304 |                | Foxx Equipment | GARDEN HOSE<br>WASHER                              |  | EA | PART                  | <input type="checkbox"/>            |
|     | 05B01337     | 05B01-337 |                | Foxx Equipment | BALL VALVE, 3/8"<br>Bb X 1/4" MPT                  | (BUC-EE'S)                               | EA | Fitting, General      | <input type="checkbox"/>            |
|    | 15C07124     | 15C07-124 |                | Foxx Equipment | 5 GALLON<br>PRODUCT TANK,<br>SS, BALL LOCK TYPE    |  | EA | PART                  | <input type="checkbox"/>            |
|     | 15D04117     | 15D04-117 |                | Foxx Equipment | PREMIX PRODUCT<br>TANK LID W/<br>RELIEF/ O-RING    |  | EA | PART                  | <input type="checkbox"/>            |
|    | 20B08115     | 20B08-115 |                | Foxx Equipment | 410 SILICONE<br>SPRAY FDA LUBE 18<br>OZ.           |  | EA | Accessory,<br>General | <input type="checkbox"/>            |
|  | 20G09215     | 20G09-215 |                | Foxx Equipment | FDA PETRO GEL<br>LUBRICANT                         | FOR O-RINGS,<br>GASKETS, AND<br>FITTINGS | EA | Accessory,<br>General | <input type="checkbox"/>            |
|  | R16-230-N11A |           |                | Foxx Equipment | NORGREN MINI<br>PRESET REGULATOR                   |  | EA | PART                  | <input checked="" type="checkbox"/> |
|  | S-263A       | S-263A    | 09K06106       | Foxx Equipment | WATTS WATER<br>REGULATOR 3/8"                      | W/ 1/4" GAUGE<br>PORT                    | EA | PART                  | <input type="checkbox"/>            |

Non-Stocked,  
Lead Time

| Picture   | Vendor Item | GIS Item | Alternate Item | Vendor         | Item Description 01                     | Item Description 02                     | UM | Classification        | NS                                  |
|---|-------------|----------|----------------|----------------|---|---|----|-----------------------|-------------------------------------|
|    | S-263A      | S-263A   |                | Foxx Equipment | WATTS WATER REGULATOR                   | 3/8" WITH 1/4" GAUGE PORT               | EA | PART                  | <input type="checkbox"/>            |
|     | 1FD91       |          | 2W688          | Grainger       | POWER CORD, 14 AWG, 8 FT, BARE LEADS    | 15 AMP MAX, RUBBER, SJO, 125V AC        | EA | PART                  | <input checked="" type="checkbox"/> |
|     | 1FD92       |          | 2W688          | Grainger       | POWER CORD, 14 AWG, 8 FT, BARE LEADS    | 15 AMP MAX, RUBBER, SJO, 125V AC        | EA | PART                  | <input checked="" type="checkbox"/> |
|     | 1FD93       |          | 2W688          | Grainger       | POWER CORD, 12 AWG, 8 FT, BARE LEADS    | 15 AMP MAX, RUBBER, SJO, 125V AC        | EA | PART                  | <input checked="" type="checkbox"/> |
|     | 2W688       | 2W688    |                | Grainger       | POWER CORD, 9FT 12/3, BLACK             | SHOWS (42) IN STOCK AND (20) ON TRUCKS. | EA | PART                  | <input type="checkbox"/>            |
|     | 3LK51       | 3LK51    |                | Grainger       | ROMEX CONNECTOR, LARGE (OBS)            | SHOWS (145) IN STOCK AND ON TRUCKS.     | EA | PART                  | <input type="checkbox"/>            |
|    | 3P732       | 3P732-5  | 553201         | Grainger       | HIGH CAPACITY SUMP PUMP                 | 1 GAL TANK, 1/18 HP, 115V, 24' MAX HEAD | EA | Accessory (Ice Maker) | <input type="checkbox"/>            |
|   | 3W477       | 3W477    |                | Grainger       | 10-3 SJ WIRE BLACK 250FT (HIGH QUALITY) |   | EA | PART                  | <input type="checkbox"/>            |
|  | 4UG98       | 4UG98    | GE012A         | Grainger       | CLEAR SILICONE, WINDOW AND DOOR         |   | EA | Accessory, General    | <input type="checkbox"/>            |
|  | 4UH13       | 4UH13    |                | Grainger       | FOOD GRADE SILICONE ADHESIVE RTV108     |   | EA | OTHER                 | <input type="checkbox"/>            |


Non-Stocked, Lead Time

Non-Stocked, Lead Time

Non-Stocked, Lead Time

| Picture  | Vendor Item  | GIS Item     | Alternate Item | Vendor              | Item Description 01                     | Item Description 02           | UM | Classification        | NS                                  |
|--|--------------|--------------|----------------|---------------------|---|-------------------------------|----|-----------------------|-------------------------------------|
|   | 4ZM06        | 4ZM06        |                | Grainger            | WATER<br>REGULATOR 1/4"<br>NPT          |                               | EA | PART                  | <input type="checkbox"/>            |
|    | 5W578        | 2W378        |                | Grainger            | 12-3 SJ WIRE BLACK<br>250FT             |                               | EA | PART                  | <input type="checkbox"/>            |
|   | 6MN89        | 6MN89        |                | Grainger            | 3/8" FFL X 1/4" MP<br>REDUCER (OBS)     | SHOWS (36) IN<br>STOCK.       | EA | Fitting, General      | <input type="checkbox"/>            |
|   | 010588       |              |                | Gulf Ice<br>Systems | FAN MOTOR OR<br>AGITATOR MOTOR          |                               | EA | Motor                 | <input checked="" type="checkbox"/> |
|    | 015550-45    |              |                | Gulf Ice<br>Systems | WATER LEVER OR<br>DISPENSER LEVER       |                               | EA | PART                  | <input checked="" type="checkbox"/> |
|    | 04-0215-000  | 04-0215-000  | 04-0215        | Gulf Ice<br>Systems | NEW-STYLE FAN<br>MOTOR (WIDER<br>MOUNT) |                               | EA | Motor                 | <input type="checkbox"/>            |
|   | 04-1210-011  | 04-1210-011  | 04-1210        | Gulf Ice<br>Systems | MOTOR PUMP,<br>115V                     |                               | EA | Motor                 | <input type="checkbox"/>            |
|  | 0505009-01A  | 0505009-01A  |                | Gulf Ice<br>Systems | PCS BIB<br>CONNECTOR (SNAP<br>ON)       | OLD STYLE, SNAP-<br>ON, PEPSI | EA | BIB Connector         | <input type="checkbox"/>            |
|  | 0505015-01A  | 0505015-01A  |                | Gulf Ice<br>Systems | PCSS BIB<br>CONNECTOR<br>(SCREW ON)     | NEW STYLE,<br>SCREW-ON, PEPSI | EA | BIB Connector         | <input type="checkbox"/>            |
|  | 1/4X1-1/2GSK | 1/4X1-1/2GSK | 6YLWO          | Gulf Ice<br>Systems | SPONGE TAPE 1/4"<br>X 1 1/2" MED        | W/ PSA ON SIDE<br>50' ROLL    | EA | Accessory,<br>General | <input type="checkbox"/>            |

Non-Stocked,  
Lead TimeNon-Stocked,  
Lead Time


| Picture  | Vendor Item  | GIS Item     | Alternate Item | Vendor           | Item Description 01                    | Item Description 02           | UM | Classification        | NS                                  |
|--|--------------|--------------|----------------|------------------|--|-------------------------------|----|-----------------------|-------------------------------------|
|   | 1051220-01-R | 1051220-01-R |                | Gulf Ice Systems | BREAKER, GEM SERIES (REBUILT)          | ** GIS ASSEMBLED KIT **       | EA | PART                  | <input type="checkbox"/>            |
|    | 108-D20333   | 108-D20333   | 7P193          | Gulf Ice Systems | HEAVY DUTY ALUMINIUM ICE SCOOP         | NOTE SAYS, "USE 108-RICE0004" | EA | Accessory (Ice Maker) | <input type="checkbox"/>            |
|   | 108RICE0003  | 108-S20332   |                | Gulf Ice Systems | WHITE PLASTIC 82 OZ SCOOP, FLAT BOTTOM |                               | EA | Accessory (Ice Maker) | <input type="checkbox"/>            |
|    | 108-RICE0004 | 108-RICE0004 | 16W512         | Gulf Ice Systems | HEAVY DUTY ALUMINUM ICE SCOOP, 56 OZ   |                               | EA | Accessory (Ice Maker) | <input type="checkbox"/>            |
|    | 16-5367-009  |              |                | Gulf Ice Systems | VALVE                                  |                               | EA | PART                  | <input checked="" type="checkbox"/> |
|    | 196790       | 196790       |                | Gulf Ice Systems | FITTING, A, PVC, 3/4" FPT (2)          |                               | EA | Fitting, General      | <input type="checkbox"/>            |
|   | 201993       | 201993       |                | Gulf Ice Systems | QUICK-CLIC CONNECTOR WHITE (OBS)       | GENERIC. SHOWS (39) IN STOCK. | EA | Accessory (Beverage)  | <input type="checkbox"/>            |
|  | 202004       | 202004       |                | Gulf Ice Systems | 3/8 "L" BIB CONNECTOR, SCHOLLE         |                               | EA | BIB Connector         | <input type="checkbox"/>            |
|  | 206182002    |              |                | Gulf Ice Systems | PANEL OR CAP                           |                               | EA | PART                  | <input checked="" type="checkbox"/> |
|  | 2719         |              |                | Gulf Ice Systems | UNKNOWN                                |                               | EA | PART                  | <input checked="" type="checkbox"/> |

Non-Stocked, Lead Time

Non-Stocked, Lead Time











Non-Stocked, Lead Time

| Picture  | Vendor Item | GIS Item | Alternate Item | Vendor           | Item Description 01           | Item Description 02      | UM | Classification   | NS                                  |                        |
|--|-------------|----------|----------------|------------------|-------------------------------|--------------------------|----|------------------|-------------------------------------|------------------------|
|    | 28565       |          |                | Gulf Ice Systems | TUBE W/ A CONNECTOR           |                          | EA | PART             | <input checked="" type="checkbox"/> | Non-Stocked, Lead Time |
|    | 31-3555-000 |          |                | Gulf Ice Systems | FILTER OR OTHER TYPE          |                          | EA | PART             | <input checked="" type="checkbox"/> | Non-Stocked, Lead Time |
|    | 31-3957-000 |          |                | Gulf Ice Systems | FAN MOTOR                     |                          | EA | Motor            | <input checked="" type="checkbox"/> | Non-Stocked, Lead Time |
|   | 31515014    |          |                | Gulf Ice Systems | O-RING                        |                          | EA | O-Ring           | <input checked="" type="checkbox"/> | Non-Stocked, Lead Time |
|    | 31-7622-001 |          |                | Gulf Ice Systems | COIL                          |                          | EA | Coil             | <input checked="" type="checkbox"/> | Non-Stocked, Lead Time |
|    | 42100       | 42100    | CP421          | Gulf Ice Systems | QUICK DISCONNECT 1/4 B FEMALE | W/ SHUTOFF (USE W/42600) | EA | Fitting, General | <input type="checkbox"/>            |                        |
|   | 42200       | 42200    | CP422          | Gulf Ice Systems | QUICK DISCONNECT 3/8 B FEMALE | W/ SHUTOFF (USE W/42700) | EA | Fitting, General | <input type="checkbox"/>            |                        |
|  | 42300       | 42300    | CP423          | Gulf Ice Systems | 1/4 NPT NV INSERT             |                          | EA | Fitting, General | <input type="checkbox"/>            |                        |
|  | 42600       | 42600    | CP426          | Gulf Ice Systems | QUICK DISCONNECT 1/4 Bb MALE  | W/ SHUTOFF (USE W/42100) | EA | Fitting, General | <input type="checkbox"/>            |                        |
|  | 42700       | 42700    | CP427          | Gulf Ice Systems | QUICK DISCONNECT 3/8 Bb MALE  | W/ SHUTOFF (USE W/42200) | EA | Fitting, General | <input type="checkbox"/>            |                        |

| Picture  | Vendor Item   | GIS Item      | Alternate Item | Vendor           | Item Description 01                      | Item Description 02         | UM | Classification        | NS                                  |
|--|---------------|---------------|----------------|------------------|--|-----------------------------|----|-----------------------|-------------------------------------|
|   | 4287-34       | 4287-34       |                | Gulf Ice Systems | ICE MACHINE CLEANER, NICKEL SAFE, 16 OZ. |                             | EA | Accessory (Ice Maker) | <input type="checkbox"/>            |
|   | 44239-POWDER  | 44239-POWDER  |                | Gulf Ice Systems | 2 SHELF BIB FLEX RACK SYSTEM W/ RISER    | 3 BAG-N-BOX WIDE            | EA | Bag-In-Box (BIB) Rack | <input type="checkbox"/>            |
|    | 49HC6399      | 49HC6399      |                | Gulf Ice Systems | OVAL GROMMET                             |                             | EA | PART                  | <input type="checkbox"/>            |
|    | 49HR68000-BLK | 49HR68000-BLK |                | Gulf Ice Systems | ROUND GROMMET                            |                             | EA | PART                  | <input type="checkbox"/>            |
|    | 560001509     |               |                | Gulf Ice Systems | WIRE HARNESS                             |                             | EA | Wire Harness          | <input checked="" type="checkbox"/> |
|    | 569000652YW   | 569000652YW   |                | Gulf Ice Systems | FLAVOR FUSION INSTALLATION KIT           | (NO PUMPS, CARB OR CONN) YW | EA | Accessory, Kit        | <input type="checkbox"/>            |
|   | 5821          | 5821          | APT25834       | Gulf Ice Systems | 2-5/8" ID X 3/4" WALL ARMAFLEX           |                             | FT | Accessory, General    | <input type="checkbox"/>            |
|  | 6003-015      |               |                | Gulf Ice Systems | REGULATOR OR VALVE (UNKNOWN)             |                             | EA | PART                  | <input checked="" type="checkbox"/> |
|  | 629096929-GIS | 629096929-GIS |                | Gulf Ice Systems | VIPER 4 INSTALLATION KIT                 | ** GIS ASSEMBLED KIT **     | EA | Accessory, Kit        | <input type="checkbox"/>            |
|  | 77-8416-000   |               |                | Gulf Ice Systems | FITTING                                  |                             | EA | Fitting, General      | <input type="checkbox"/>            |

Non-Stocked, Lead Time











Non-Stocked, Lead Time

| Picture  | Vendor Item          | GIS Item             | Alternate Item | Vendor           | Item Description 01                      | Item Description 02              | UM | Classification        | NS                                  |
|--|----------------------|----------------------|----------------|------------------|--|----------------------------------|----|-----------------------|-------------------------------------|
|    | 91910-001            |                      |                | Gulf Ice Systems | FITTING, ELBOW, BARBED                   |                                  | EA | Fitting, General      | <input checked="" type="checkbox"/> |
|    | 978688               |                      |                | Gulf Ice Systems | FAN BLADE                                |                                  | EA | Fan Blade             | <input checked="" type="checkbox"/> |
|   | ACME T181052.750K VA | ACME T181052.750K VA | T181052        | Gulf Ice Systems | ACME T181052.750A BUCK & BOOST           | TRANSFORMER                      | EA | PART                  | <input type="checkbox"/>            |
|    | APT05838             | APT05838             |                | Gulf Ice Systems | 5/8" ID 3/8" WALL ARMAFLEX               | (528 FT PER CASE)                | FT | Accessory, General    | <input type="checkbox"/>            |
|    | ARL LPCG757          | ARL LPCG757          |                | Gulf Ice Systems | 3/4 .375/.750 N MCRD CONN (HIGH QUALITY) | NON-METALLIC CORD GRIP .385/.750 | EA | PART                  | <input type="checkbox"/>            |
|    | BIB.10014            | BIB.10014            |                | Gulf Ice Systems | PRE/ASY 8 PRODUCT COMP. SYS              |                                  | EA | Bag-In-Box (BIB) Rack | <input type="checkbox"/>            |
|   | BIB.10014-6          | BIB.10014-6          |                | Gulf Ice Systems | PRE/ASY 6 PRODUCT COMP. SYS              |                                  | EA | Bag-In-Box (BIB) Rack | <input type="checkbox"/>            |
|  | BIB.10080            | BIB.10080            |                | Gulf Ice Systems | PRE/ASY 12 PRODUCT COMP.                 |                                  | EA | Bag-In-Box (BIB) Rack | <input type="checkbox"/>            |
|  | BIB.10080-P-SF       | BIB.10080-P-SF       |                | Gulf Ice Systems | PRE/ASY 12 PRODUCT COMP                  | ** GIS ASSEMBLED KIT **          | EA | Bag-In-Box (BIB) Rack | <input type="checkbox"/>            |
|  | BIB.10080RC          | BIB.10080RC          |                | Gulf Ice Systems | PRE/ASY 8 PM RISER W/TOP                 | ** GIS ASSEMBLED KIT **          | EA | Accessory, Kit        | <input type="checkbox"/>            |

Non-Stocked, Lead Time

Non-Stocked, Lead Time













| Picture  | Vendor Item           | GIS Item              | Alternate Item | Vendor           | Item Description 01                  | Item Description 02                     | UM | Classification           | NS                       |
|--|-----------------------|-----------------------|----------------|------------------|--------------------------------------|---|----|--------------------------|--------------------------|
|   | BIB.10090             | BIB.10090             |                | Gulf Ice Systems | PRE/ASY 16<br>PRODUCT COMP.<br>HALO  | *** GIS<br>ASSEMBLED RACK<br>SYSTEM *** | EA | Bag-In-Box<br>(BIB) Rack | <input type="checkbox"/> |
|    | BIB.10090-P-<br>SF    | BIB.10090-P-<br>SF    |                | Gulf Ice Systems | PRE/ASY 16<br>PRODUCT COMP           | ** GIS ASSEMBLED<br>KIT **              | EA | Bag-In-Box<br>(BIB) Rack | <input type="checkbox"/> |
|    | BIB.10092             | BIB.10092             |                | Gulf Ice Systems | PRE/ASY 20<br>PRODUCT COMP.<br>HALO  | ** GIS ASSEMBLED<br>KIT **              | EA | Bag-In-Box<br>(BIB) Rack | <input type="checkbox"/> |
|    | BIB.10092-P-<br>SF    | BIB.10092-P-<br>SF    |                | Gulf Ice Systems | PRE/ASY 20<br>PRODUCT COMP           | ** GIS ASSEMBLED<br>KIT **              | EA | Bag-In-Box<br>(BIB) Rack | <input type="checkbox"/> |
|    | BIB.10093             | BIB.10093             |                | Gulf Ice Systems | PRE/ASY 24<br>PRODUCT COMP.          | ** GIS ASSEMBLED<br>KIT **              | EA | Bag-In-Box<br>(BIB) Rack | <input type="checkbox"/> |
|    | BIB.10093-PS          | BIB.10093-PS          |                | Gulf Ice Systems | PARKERS 32<br>PRODUCT COMP.          | ** GIS ASSEMBLED<br>KIT **              | EA | Bag-In-Box<br>(BIB) Rack | <input type="checkbox"/> |
|   | BIB.10093-P-<br>SF    | BIB.10093-P-<br>SF    |                | Gulf Ice Systems | PRE/ASY 24<br>PRODUCT COMP.          | ** GIS ASSEMBLED<br>KIT **              | EA | Bag-In-Box<br>(BIB) Rack | <input type="checkbox"/> |
|  | BIB.BUCEES.10<br>P    | BIB.BUCEES.10<br>P    |                | Gulf Ice Systems | BUC-EE'S 10<br>PRODUCT BIB<br>SYSTEM | 10 SYRUPS                               | EA | Accessory, Kit           | <input type="checkbox"/> |
|  | BIB.BUCEES.14<br>P    | BIB.BUCEES.14<br>P    |                | Gulf Ice Systems | BUC-EE'S 14<br>PRODUCT BIB<br>SYSTEM | 10 SYRUPS / 4<br>FLAVORSHOTS            | EA | Accessory, Kit           | <input type="checkbox"/> |
|  | BIB.TEA.BUCE<br>ES.2P | BIB.TEA.BUCE<br>ES.2P |                | Gulf Ice Systems | 2 PRODUCT, BUC-<br>EE'S TEA RACK     | ** GIS ASSEMBLED<br>KIT **              | EA | Accessory, Kit           | <input type="checkbox"/> |

| Picture   | Vendor Item             | GIS Item                | Alternate Item | Vendor           | Item Description 01                       | Item Description 02              | UM | Classification           | NS                       |
|---|-------------------------|-------------------------|----------------|------------------|---|----------------------------------|----|--------------------------|--------------------------|
|    | BIB-10004               | BIB-10004               |                | Gulf Ice Systems | PRE/ASY 4<br>PRODUCT COMP.<br>RACK SYSTEM | FOR USE AS A FCB /<br>BIB SYSTEM | EA | Bag-In-Box<br>(BIB) Rack | <input type="checkbox"/> |
|    | BIB-10010               | BIB-10010               |                | Gulf Ice Systems | PRE/ASY 6<br>PRODUCT COMP.<br>RISER       | ** GIS ASSEMBLED<br>KIT **       | EA | Bag-In-Box<br>(BIB) Rack | <input type="checkbox"/> |
|    | BIB-10010-P-<br>SF      | BIB-10010-P-<br>SF      |                | Gulf Ice Systems | PRE/ASY 6<br>PRODUCT COMP.                | ** GIS ASSEMBLED<br>KIT **       | EA | Bag-In-Box<br>(BIB) Rack | <input type="checkbox"/> |
|    | BIB-10013               | BIB-10013               |                | Gulf Ice Systems | PRE/ASY 8<br>PRODUCT COMP.<br>RACK SYSTEM | WITH RISER                       | EA | Bag-In-Box<br>(BIB) Rack | <input type="checkbox"/> |
|    | BIB-10013-P-<br>SF      | BIB-10013-P-<br>SF      |                | Gulf Ice Systems | PRE/ASY 8<br>PRODUCT COMP.                | ** GIS ASSEMBLED<br>KIT **       | EA | Bag-In-Box<br>(BIB) Rack | <input type="checkbox"/> |
|    | BIB-10013-<br>RISERONLY | BIB-10013-<br>RISERONLY |                | Gulf Ice Systems | PRE/ASY 8<br>PRODUCT COMP.<br>RISER       | WITHOUT RACK<br>ASSEMBLY         | EA | Bag-In-Box<br>(BIB) Rack | <input type="checkbox"/> |
|   | BIB-10022               | BIB-10022               |                | Gulf Ice Systems | PRE/ASY 10<br>PRODUCT COMP.               | ** GIS ASSEMBLED<br>KIT **       | EA | Bag-In-Box<br>(BIB) Rack | <input type="checkbox"/> |
|  | BIB-10022-P-<br>SF      | BIB-10022-P-<br>SF      |                | Gulf Ice Systems | PRE/ASY 10<br>PRODUCT COMP                | ** GIS ASSEMBLED<br>KIT **       | EA | Bag-In-Box<br>(BIB) Rack | <input type="checkbox"/> |
|  | BIBADAPTER              | BIBADAPTER              |                | Gulf Ice Systems | QCD TO COKE BIB<br>ADAPTER                |                                  | EA | Accessory<br>(Beverage)  | <input type="checkbox"/> |
|  | BIBRACK-TD-<br>24P      | BIBRACK-TD-<br>24P      |                | Gulf Ice Systems | TWICE DAILY 24P<br>BAG-RACK SYSTEM        | W/ ADDITIONAL<br>PUMPS/REG       | EA | Bag-In-Box<br>(BIB) Rack | <input type="checkbox"/> |

| Picture   | Vendor Item          | GIS Item             | Alternate Item | Vendor           | Item Description 01                        | Item Description 02                 | UM | Classification       | NS                                  |
|---|----------------------|----------------------|----------------|------------------|--|-------------------------------------|----|----------------------|-------------------------------------|
|    | C81-559              | C81-559              | TC5365SN       | Gulf Ice Systems | REGULATOR, SINGLE LOW, POLY, AC            |                                     | EA | Regulator            | <input type="checkbox"/>            |
|    | CCBT-208230-CS       | CCBT-208230-CS       |                | Gulf Ice Systems | BUCK AND BOOST TRANSFORMER ACME KIT        | ** GIS ASSEMBLED KIT **             | EA | Accessory, Kit       | <input type="checkbox"/>            |
|    | CWD AHL630C 2P3W 30A | CWD AHL630C 2P3W 30A | CWL630C        | Gulf Ice Systems | CWD AHL630C 2P3W 30A 250C CONN             | Locking Device Connector            | EA | PART                 | <input type="checkbox"/>            |
|    | CWD AHL630P 2P3W PLU | CWD AHL630P 2P3W PLU | CWL630P        | Gulf Ice Systems | CWD AHL630P 2P3W PLUG 250V PLUG 2621       | Locking Device Plug                 | EA | PART                 | <input type="checkbox"/>            |
|    | DROP TUBE            | DROP TUBE            |                | Gulf Ice Systems | EXTENDED DROP TUBE, FOR THERMOSTAT         |                                     | EA | PART                 | <input type="checkbox"/>            |
|    | FBD19-2195-0001-KIT  | FBD19-2195-0001-KIT  |                | Gulf Ice Systems | FBD DDV VALVE NOZZLE KIT                   | ** GIS ASSEMBLED KIT **             | EA | Accessory, Kit       | <input type="checkbox"/>            |
|   | GEMBTT               | GEMBTT               |                | Gulf Ice Systems | GEM/ED EXTENDED THERMOSTAT KIT             | ** GIS ASSEMBLED KIT **             | EA | Accessory, Kit       | <input type="checkbox"/>            |
|  | GIS/CCE-PRK-6        | GIS/CCE-PRK-6        |                | Gulf Ice Systems | 6-PRODUCT PRE-MIX INSTALL KIT              | REGULATOR, CO2 CHAIN & WRENCH       | EA | Accessory (Beverage) | <input type="checkbox"/>            |
|  | GIS/CCE-PTK-10       | GIS/CCE-PTK-10       |                | Gulf Ice Systems | 10-PRODUCT BIB KIT, POST-MIX               | WITH H2O REGULATOR, BIB INSTALL KIT | EA | Accessory (Beverage) | <input type="checkbox"/>            |
|  | GIS/CCE-PTK-10-E     |                      |                | Gulf Ice Systems | 10-PRODUCT BIB KIT, POST-MIX, LESS H2O REG | BIB INSTALL KIT                     | EA | Accessory (Beverage) | <input checked="" type="checkbox"/> |

Non-Stocked, Lead Time

| Picture  | Vendor Item        | GIS Item          | Alternate Item | Vendor           | Item Description 01                         | Item Description 02                 | UM | Classification       | NS                                  |
|--|--------------------|-------------------|----------------|------------------|---|-------------------------------------|----|----------------------|-------------------------------------|
|    | GIS/CCE-PTK-10-HA  | GIS/CCE-PTK-10-HA |                | Gulf Ice Systems | 10-PRODUCT BIB KIT, POST-MIX, HIGH ALTITUDE | WITH H2O REGULATOR, BIB INSTALL KIT | EA | Accessory (Beverage) | <input type="checkbox"/>            |
|    | GIS/CCE-PTK-10HF   | GIS/CCE-PTK-10HF  |                | Gulf Ice Systems | 10-PRODUCT BIB KIT, POST-MIX, HIGH FLOW     | WITH H2O REGULATOR, BIB INSTALL KIT | EA | Accessory (Beverage) | <input type="checkbox"/>            |
|    | GIS/CCE-PTK-10HF-E |                   |                | Gulf Ice Systems | 10-PRODUCT BIB KIT, POST-MIX, HIGH FLOW     | LESS H2O REGULATOR, BIB INSTALL KIT | EA | Accessory (Beverage) | <input checked="" type="checkbox"/> |
|    | GIS/CCE-PTK-12     | GIS/CCE-PTK-12    |                | Gulf Ice Systems | 12-PRODUCT BIB KIT, POST-MIX                | WITH H2O REGULATOR, BIB INSTALL KIT | EA | Accessory (Beverage) | <input type="checkbox"/>            |
|    | GIS/CCE-PTK-12-E   |                   |                | Gulf Ice Systems | 12-PRODUCT BIB KIT, POST-MIX, LESS H2O REG  | BIB INSTALL KIT                     | EA | Accessory (Beverage) | <input checked="" type="checkbox"/> |
|    | GIS/CCE-PTK-12-HA  | GIS/CCE-PTK-12-HA |                | Gulf Ice Systems | 12-PRODUCT BIB KIT, POST-MIX, HIGH ALTITUDE | WITH H2O REGULATOR, BIB INSTALL KIT | EA | Accessory (Beverage) | <input type="checkbox"/>            |
|    | GIS/CCE-PTK-12HF   |                   |                | Gulf Ice Systems | 12-PRODUCT BIB KIT, POST-MIX, HIGH FLOW     | WITH H2O REGULATOR, BIB INSTALL KIT | EA | Accessory (Beverage) | <input checked="" type="checkbox"/> |
|  | GIS/CCE-PTK-12HF-E |                   |                | Gulf Ice Systems | 12-PRODUCT BIB KIT, POST-MIX, HIGH FLOW     | LESS H2O REGULATOR, BIB INSTALL KIT | EA | Accessory (Beverage) | <input checked="" type="checkbox"/> |
|  | GIS/CCE-PTK-6      | GIS/CCE-PTK-6     |                | Gulf Ice Systems | 6-PRODUCT BIB KIT, POST-MIX                 | WITH H2O REGULATOR, BIB INSTALL KIT | EA | Accessory (Beverage) | <input type="checkbox"/>            |
|  | GIS/CCE-PTK-6-E    |                   |                | Gulf Ice Systems | 6-PRODUCT BIB KIT, POST-MIX, LESS H2O REG   | BIB INSTALL KIT                     | EA | Accessory (Beverage) | <input checked="" type="checkbox"/> |

Non-Stocked, Lead Time

Non-Stocked, Lead Time

Non-Stocked, Lead Time

Non-Stocked, Lead Time

Non-Stocked, Lead Time






| Picture | Vendor Item       | GIS Item         | Alternate Item | Vendor           | Item Description 01                        | Item Description 02                 | UM | Classification        | NS                                  |
|---------|-------------------|------------------|----------------|------------------|--|-------------------------------------|----|-----------------------|-------------------------------------|
|         | GIS/CCE-PTK-6-HA  | GIS/CCE-PTK-6-HA |                | Gulf Ice Systems | 6-PRODUCT BIB KIT, POST-MIX, HIGH ALTITUDE | WITH H2O REGULATOR, BIB INSTALL KIT | EA | Accessory (Beverage)  | <input type="checkbox"/>            |
|         | GIS/CCE-PTK-6HF   | GIS/CCE-PTK-6HF  |                | Gulf Ice Systems | 6-PRODUCT BIB KIT, POST-MIX, HIGH FLOW     | WITH H2O REGULATOR, BIB INSTALL KIT | EA | Accessory (Beverage)  | <input type="checkbox"/>            |
|         | GIS/CCE-PTK-6HF-E |                  |                | Gulf Ice Systems | 6-PRODUCT BIB KIT, POST-MIX, HIGH FLOW     | LESS H2O REGULATOR, BIB INSTALL KIT | EA | Accessory (Beverage)  | <input checked="" type="checkbox"/> |
|         | GIS/CCE-PTK-8     | GIS/CCE-PTK-8    |                | Gulf Ice Systems | 8-PRODUCT BIB KIT, POST-MIX                | WITH H2O REGULATOR, BIB INSTALL KIT | EA | Accessory (Beverage)  | <input type="checkbox"/>            |
|         | GIS/CCE-PTK-8-E   |                  |                | Gulf Ice Systems | 8-PRODUCT BIB KIT, POST-MIX, LESS H2O REG  | BIB INSTALL KIT                     | EA | Accessory (Beverage)  | <input checked="" type="checkbox"/> |
|         | GIS/CCE-PTK-8-HA  | GIS/CCE-PTK-8-HA |                | Gulf Ice Systems | 8-PRODUCT BIB KIT, POST-MIX, HIGH ALTITUDE | WITH H2O REGULATOR, BIB INSTALL KIT | EA | Accessory (Beverage)  | <input type="checkbox"/>            |
|         | GIS/CCE-PTK-8HF   | GIS/CCE-PTK-8HF  |                | Gulf Ice Systems | 8-PRODUCT BIB KIT, POST-MIX, HIGH FLOW     | WITH H2O REGULATOR, BIB INSTALL KIT | EA | Accessory (Beverage)  | <input checked="" type="checkbox"/> |
|         | GIS/CCE-PTK-8HF-E |                  |                | Gulf Ice Systems | 8-PRODUCT BIB KIT, POST-MIX, HIGH FLOW     | LESS H2O REGULATOR, BIB INSTALL KIT | EA | Accessory (Beverage)  | <input checked="" type="checkbox"/> |
|         | GIS/CCE-TK-2      | GIS/CCE-TK-2     |                | Gulf Ice Systems | 2 BIB TEA PUMP KIT W/ WTR FILTRATION       | ** GIS BUILT KIT **                 | EA | Bag-In-Box (BIB) Pump | <input type="checkbox"/>            |
|         | GIS/CCE-TK-4      | GIS/CCE-TK-4     |                | Gulf Ice Systems | 4 BIB TEA PUMP KIT W/ WTR FILTRATION       | ** GIS BUILT KIT **                 | EA | Bag-In-Box (BIB) Pump | <input type="checkbox"/>            |







Non-Stocked, Lead Time











Non-Stocked, Lead Time

Non-Stocked, Lead Time





Non-Stocked, Lead Time

| Picture   | Vendor Item          | GIS Item             | Alternate Item | Vendor           | Item Description 01                           | Item Description 02        | UM | Classification           | NS                       |
|---|----------------------|----------------------|----------------|------------------|---|----------------------------|----|--------------------------|--------------------------|
|    | GIS-Q4PM-KIT         | GIS-Q4PM-KIT         |                | Gulf Ice Systems | QUEST 4 PM KIT W/<br>PUMP TUBE KIT,           | O-RINGS &<br>INSTRUCTIONS  | EA | Accessory, Kit           | <input type="checkbox"/> |
|    | GIS-QNK              | GIS-QNK              |                | Gulf Ice Systems | QUEST 4 EXTENDED<br>NOZZLE KIT W/ O-<br>RINGS | ** GIS ASSEMBLED<br>KIT ** | EA | Accessory, Kit           | <input type="checkbox"/> |
|    | LM-KIT-<br>BUCEES-80 | LM-KIT-<br>BUCEES-80 |                | Gulf Ice Systems | BUC-EE'S LINE<br>MARKER / VALVE<br>LABEL KIT  | 80 VALVE SYSTEM<br>SYSTEM  | EA | Accessory, Kit           | <input type="checkbox"/> |
|    | N125024-02           | N125024-02           |                | Gulf Ice Systems | ICE DIVERTER FOR<br>NUGGET ICE                | FLAVOR FUSION              | EA | Adapter Kit,<br>Icemaker | <input type="checkbox"/> |
|    | NGB.LOVES.24<br>P    | NGB.LOVES.24<br>P    |                | Gulf Ice Systems | 3W/5H, 24P (20 &<br>4), NGB/LOVES KIT         | BAG-IN-BOX RACK<br>SYSTEM  | EA | Accessory, Kit           | <input type="checkbox"/> |
|    | NS4D17006            | NS4D17006            |                | Gulf Ice Systems | 3/8" BARB QUICK<br>DISCONNECT<br>FEMALE       |                            | EA | Fitting, General         | <input type="checkbox"/> |
|   | NS4D42006            | NS4D42006            |                | Gulf Ice Systems | 3/8" BARB QUICK<br>DISCONNECT MALE            |                            | EA | Fitting, General         | <input type="checkbox"/> |
|  | PB6/8                | PB6/8                |                | Gulf Ice Systems | PUMP BRACKET<br>(6/8 PUMP)                    | HOLE PATTERN<br>17X26      | EA | PART                     | <input type="checkbox"/> |
|  | PBFJ10-GB            | PBFJ10-GB            | PBFJ10-JB      | Gulf Ice Systems | PEPSI 10 PUMP<br>SYSTEM W/ FLOJET             | PUMPS, REGS &<br>ACC'S     | EA | Bag-In-Box<br>(BIB) Pump | <input type="checkbox"/> |
|  | PBFJ12-GB            | PBFJ12-GB            | PBFJ12-JB      | Gulf Ice Systems | PEPSI 12 PUMP<br>SYSTEM W/ FLOJET             | PUMPS, REGS &<br>ACC'S     | EA | Bag-In-Box<br>(BIB) Pump | <input type="checkbox"/> |










| Picture   | Vendor Item    | GIS Item       | Alternate Item | Vendor           | Item Description 01            | Item Description 02           | UM | Classification        | NS                       |
|---|----------------|----------------|----------------|------------------|--------------------------------|-------------------------------|----|-----------------------|--------------------------|
|    | PBFJ16-GB      | PBFJ16-GB      |                | Gulf Ice Systems | PEPSI 16 PUMP SYSTEM W/ FLOJET | PUMPS, REGS & ACC'S           | EA | Bag-In-Box (BIB) Pump | <input type="checkbox"/> |
|    | PBFJ5          | PBFJ5          |                | Gulf Ice Systems | COKE 5 PUMP SYSTEM W/ FLOJET   | PUMPS, REGS, BIB CONN & ACC'S | EA | Bag-In-Box (BIB) Pump | <input type="checkbox"/> |
|    | PBFJ5-GB       | PBFJ5-GB       |                | Gulf Ice Systems | PEPSI 5 PUMP SYSTEM W/ FLOJET  | PUMPS, REGS & ACC'S           | EA | Bag-In-Box (BIB) Pump | <input type="checkbox"/> |
|    | PBFJ6          | PBFJ6          |                | Gulf Ice Systems | COKE 6 PUMP SYSTEM W/ FLOJET   | PUMPS, REGS, BIB CONN & ACC'S | EA | Bag-In-Box (BIB) Pump | <input type="checkbox"/> |
|    | PBFJ6-GB       | PBFJ6-GB       |                | Gulf Ice Systems | PEPSI 6 PUMP SYSTEM W/ FLOJET  | PUMPS, REGS & ACC'S           | EA | Bag-In-Box (BIB) Pump | <input type="checkbox"/> |
|    | PBFJ8          | PBFJ8          |                | Gulf Ice Systems | COKE 8 PUMP SYSTEM W/ FLOJET   | PUMPS, REGS, BIB CONN & ACC'S | EA | Bag-In-Box (BIB) Pump | <input type="checkbox"/> |
|   | PBFJ8-GB       | PBFJ8-GB       |                | Gulf Ice Systems | PEPSI 8 PUMP SYSTEM W/ FLOJET  | PUMPS, REGS & ACC'S           | EA | Bag-In-Box (BIB) Pump | <input type="checkbox"/> |
|  | PHFJ10         | PHFJ10         |                | Gulf Ice Systems | 10 PUMP HALO W/ FLOJET         | PUMPS, REGS & ACC'S           | EA | Bag-In-Box (BIB) Pump | <input type="checkbox"/> |
|  | PHFJ12-GB-REG  | PHFJ12-GB-REG  |                | Gulf Ice Systems | HALO 12 PUMP W/ FLOJET         | PUMPS, REG & ACC'S            | EA | Bag-In-Box (BIB) Rack | <input type="checkbox"/> |
|  | PHFJ20-GB-REGS | PHFJ20-GB-REGS |                | Gulf Ice Systems | HALO 20 PUMP W/ FLOJET         | PUMPS, REGS & ACC'S           | EA | Bag-In-Box (BIB) Rack | <input type="checkbox"/> |

| Picture   | Vendor Item                 | GIS Item                    | Alternate Item | Vendor           | Item Description 01                             | Item Description 02             | UM | Classification           | NS                       |
|---|-----------------------------|-----------------------------|----------------|------------------|---|---------------------------------|----|--------------------------|--------------------------|
|    | PHFJ-8                      | PHFJ-8                      |                | Gulf Ice Systems | 8 PUMP HALO W/<br>FLOJET PUMPS,<br>REGS & ACC'S | ** GIS ASSEMBLED<br>KIT **      | EA | Accessory, Kit           | <input type="checkbox"/> |
|    | PR-BR8-<br>1W4H-<br>15"WREG | PR-BR8-<br>1W4H-<br>15"WREG |                | Gulf Ice Systems | BR 8 PUMP FJ 15"<br>W/ COMP RISER               | AND BIB TUBING<br>ASSEMBLY      | EA | Bag-In-Box<br>(BIB) Rack | <input type="checkbox"/> |
|    | PRSF-12-P-<br>REGS          | PRSF-12-P-<br>REGS          |                | Gulf Ice Systems | PEPSI 12 PUMP<br>RISER W/ SHURFLO               | PUMPS, REGS &<br>ACC'S          | EA | Bag-In-Box<br>(BIB) Rack | <input type="checkbox"/> |
|    | PSIK24V/2UCC<br>R40         | PSIK24V/2UCC<br>R40         |                | Gulf Ice Systems | INSTALL KIT 24 KIT<br>PARKERS                   | ** GIS ASSEMBLED<br>KIT **      | EA | Accessory, Kit           | <input type="checkbox"/> |
|    | PUMPBRACKE<br>T-10PLUS      | PUMPBRACKE<br>T-10PLUS      |                | Gulf Ice Systems | PUMP BRACKET<br>10/12/14                        |                                 | EA | PART                     | <input type="checkbox"/> |
|    | PWC-C09870                  | PWC-C09870                  |                | Gulf Ice Systems | 9 FT 12/3 POWER<br>CORD 20A 230V                |                                 | EA | PART                     | <input type="checkbox"/> |
|    | QCIP                        | QCIP                        |                | Gulf Ice Systems | QCD BIB<br>SANITIZING<br>ADAPTER                | LIQUIBOX                        | EA | BIB Connector            | <input type="checkbox"/> |
|   | RHB-32ATC                   | RHB-32ATC                   | 20C04111       | Gulf Ice Systems | REFRACTOMETER,<br>ANALOG, 0-32%<br>BRIX RANGE   | AUTO TEMP<br>COMPENSATION       | EA | TOOL                     | <input type="checkbox"/> |
|  | RTH1-<br>REM/LEG20-<br>3CP  | RTH1-<br>REM/LEG20-<br>3CP  |                | Gulf Ice Systems | RT #1 PM LEG FCB<br>TEM W/                      | BIB REG & CONN'S<br>/ TRANSFERS | EA | Bag-In-Box<br>(BIB) Rack | <input type="checkbox"/> |
|  | RTH1-<br>REMODEL-3CP        | RTH1-<br>REMODEL-3CP        |                | Gulf Ice Systems | RACETRAC #1 PM<br>RMD FCB TEM W/                | BIB REG & CONN'S<br>/ TRANSFERS | EA | Bag-In-Box<br>(BIB) Rack | <input type="checkbox"/> |



| Picture   | Vendor Item        | GIS Item           | Alternate Item | Vendor           | Item Description 01            | Item Description 02           | UM | Classification        | NS                       |
|---|--------------------|--------------------|----------------|------------------|--------------------------------|-------------------------------|----|-----------------------|--------------------------|
|    | RTH2-REM/LEG20-3CP | RTH2-REM/LEG20-3CP |                | Gulf Ice Systems | RT #2 PM LEG FTN W/            | BIB REG & CONN'S / TRANSFERS  | EA | Bag-In-Box (BIB) Rack | <input type="checkbox"/> |
|    | RTH2-REMODEL-3CP   | RTH2-REMODEL-3CP   |                | Gulf Ice Systems | RACETRAC #2 PM RDM SYS W/      | BIB REG & CONN'S / TRANSFERS  | EA | Bag-In-Box (BIB) Rack | <input type="checkbox"/> |
|    | RTH3REM/LEG 20-3CP | RTH3REM/LEG 20-3CP |                | Gulf Ice Systems | RT #3 PM LEG FTN/TEA W/        | BIB REG & CONN'S / TRANSFERS  | EA | Bag-In-Box (BIB) Rack | <input type="checkbox"/> |
|    | RTH3-REMODEL-3CP   | RTH3-REMODEL-3CP   |                | Gulf Ice Systems | RACETRAC #3 PM RMD SYS W/      | BIB REG & CONN'S / TRANSFERS  | EA | Bag-In-Box (BIB) Rack | <input type="checkbox"/> |
|    | RTH4-REMODEL-3CP   | RTH4-REMODEL-3CP   |                | Gulf Ice Systems | RACETRAC #4 PM RMD SYS W/      | BIB REG & CONN'S / TRANSFERS  | EA | Bag-In-Box (BIB) Rack | <input type="checkbox"/> |
|    | RTH5-REMODEL-3CP   | RTH5-REMODEL-3CP   |                | Gulf Ice Systems | RACETRAC #5 PM RDM SYS W/      | BIB REG & CONN'S / TRANSFERS  | EA | Bag-In-Box (BIB) Rack | <input type="checkbox"/> |
|   | RTHR1-3CP          | RTHR1-3CP          |                | Gulf Ice Systems | RACETRAC #1 1 PM FCB SYSTEM W/ | BIB REG & CONN'S / TRANSFERS  | EA | Bag-In-Box (BIB) Rack | <input type="checkbox"/> |
|  | RTHR2-3CP          | RTHR2-3CP          |                | Gulf Ice Systems | RACETRAC #2 14 PM BRD FTN W/   | BIB REG & CONN'S / TRANSFERS  | EA | Bag-In-Box (BIB) Rack | <input type="checkbox"/> |
|  | RTHR3-3CP          | RTHR3-3CP          |                | Gulf Ice Systems | RACETRAC #3 14 PM BRD FTN W/   | BIB & CONN'S / TRANSFERS (LR) | EA | Bag-In-Box (BIB) Rack | <input type="checkbox"/> |
|  | RTHR4-3CP          | RTHR4-3CP          |                | Gulf Ice Systems | RACETRAC #4 14 PM BRD FTN W/   | REGS/BIB/CONN'S / TRANSF.     | EA | Bag-In-Box (BIB) Rack | <input type="checkbox"/> |

| Picture   | Vendor Item           | GIS Item              | Alternate Item | Vendor           | Item Description 01                           | Item Description 02                 | UM | Classification        | NS                       |
|---|-----------------------|-----------------------|----------------|------------------|---|-------------------------------------|----|-----------------------|--------------------------|
|    | RTHR5-3CP             | RTHR5-3CP             |                | Gulf Ice Systems | RACETRAC #5 14 PM BRD FTN W/                  | REGS/BIB/CONNECTS                   | EA | Bag-In-Box (BIB) Pump | <input type="checkbox"/> |
|    | RTHREM2-FTN15         | RTHREM2-FTN15         |                | Gulf Ice Systems | RT #2 FTN BIB RACK COMPLETE                   | ** GIS ASSEMBLED KIT **             | EA | Accessory, Kit        | <input type="checkbox"/> |
|    | RTHREM3-FTN15         | RTHREM3-FTN15         |                | Gulf Ice Systems | RT#3 FTN BIB RACK                             | ** GIS ASSEMBLED KIT **             | EA | Accessory, Kit        | <input type="checkbox"/> |
|    | RTIK1NEW2EX UCC40/10V | RTIK1NEW2EX UCC40/10V |                | Gulf Ice Systems | RACETRAC INSTALL KIT                          | (10FL BACKROOM UPGRADE PACKAGE)     | EA | Accessory, Kit        | <input type="checkbox"/> |
|    | RTIK1UCC401 MULT/30V  | RTIK1UCC401 MULT/30V  |                | Gulf Ice Systems | RACETRAC INSTALL KIT                          | (COMPLETE BACKROOM - MULTIPLEX /    | EA | Accessory, Kit        | <input type="checkbox"/> |
|    | RTIK20V/2UCC R40      | RTIK20V/2UCC R40      |                | Gulf Ice Systems | RACETRAC INSTALL KIT 20 VALVE RT 2/2 UCCR40'S |                                     | EA | Accessory, Kit        | <input type="checkbox"/> |
|   | RTIK2FCB              | RTIK2FCB              |                | Gulf Ice Systems | FCB BACKROOM PACKAGE                          | (TWO - 4 BARREL VIPER UNITS)        | EA | Accessory, Kit        | <input type="checkbox"/> |
|  | RTIK3FCB              | RTIK3FCB              |                | Gulf Ice Systems | FCB BACKROOM PACKAGE                          | (THREE - 4 BARREL VIPER UNITS)      | EA | Accessory, Kit        | <input type="checkbox"/> |
|  | RTIK3NEWUC C40/30V    | RTIK3NEWUC C40/30V    |                | Gulf Ice Systems | RACETRAC INSTALL KIT                          | (COMPLETE NEW-STYLE PACKAGE SYSTEM) | EA | Accessory, Kit        | <input type="checkbox"/> |
|  | RTIK4FCB              | RTIK4FCB              |                | Gulf Ice Systems | QUAD FCB BACKROOM PACKAGE                     | (FOUR - 4 BARREL VIPER UNITS)       | EA | Accessory, Kit        | <input type="checkbox"/> |

| Picture   | Vendor Item               | GIS Item                  | Alternate Item | Vendor              | Item Description 01                          | Item Description 02                        | UM | Classification        | NS                                  |
|---|---------------------------|---------------------------|----------------|---------------------|--|--|----|-----------------------|-------------------------------------|
|    | RTIK4GRANIT<br>A          | RTIK4GRANIT<br>A          |                | Gulf Ice<br>Systems | BACKROOM<br>PACKAGE (4<br>GRANITA'S)         |  | EA | Accessory, Kit        | <input type="checkbox"/>            |
|    | RTIK-<br>4IBC/3UCCR4<br>0 | RTIK-<br>4IBC/3UCCR4<br>0 |                | Gulf Ice<br>Systems | RACETRAC INSTALL<br>KIT                      | (COMPLETE NEW-<br>STYLE PACKAGE<br>SYSTEM) | EA | Accessory, Kit        | <input type="checkbox"/>            |
|    | RTIK6GRANIT<br>A          | RTIK6GRANIT<br>A          |                | Gulf Ice<br>Systems | BACKROOM<br>PACKAGE (6<br>GRANITA'S)         |  | EA | Accessory, Kit        | <input type="checkbox"/>            |
|    | RTIKBRLINM                | RTIKBRLINM                |                | Gulf Ice<br>Systems | RACETRAC BIB LINE<br>MARKERS<br>CLIPS/LABELS |  | EA | Accessory, Kit        | <input type="checkbox"/>            |
|    | RTIKCOFFEEBA<br>R         | RTIKCOFFEEBA<br>R         |                | Gulf Ice<br>Systems | RACETRAC COFFEE<br>BAR INSTALL KIT           | (QUICK DISC.,<br>TUBING, FITTINGS)         | EA | Accessory, Kit        | <input type="checkbox"/>            |
|     | S1075                     | S1075                     |                | Gulf Ice<br>Systems | GASKET                                       |  | EA | PART                  | <input type="checkbox"/>            |
|   | SPX-BR-LM-<br>KIT         | SPX-BR-LM-<br>KIT         |                | Gulf Ice<br>Systems | SPINX BIB LINE<br>MARKERS<br>CLIPS/LABELS    |  | EA | Accessory, Kit        | <input type="checkbox"/>            |
|  | SWX99                     |                           |                | Gulf Ice<br>Systems | GUAGE  |  | EA | PART                  | <input checked="" type="checkbox"/> |
|   | TD1                       | TD1                       |                | Gulf Ice<br>Systems | TAPE DISPENSER<br>(BAG SEALER)               |  | EA | Accessory,<br>General | <input type="checkbox"/>            |
|  | TD-LM-KIT                 | TD-LM-KIT                 |                | Gulf Ice<br>Systems | TWICE DAILEY LINE<br>MARKER KIT              | *** GIS<br>ASSEMBLED KIT ***               | EA | Accessory,<br>General | <input type="checkbox"/>            |

Non-Stocked,  
Lead Time

| Picture   | Vendor Item | GIS Item  | Alternate Item | Vendor           | Item Description 01                           | Item Description 02                 | UM | Classification          | NS                                  |
|---|-------------|-----------|----------------|------------------|---|-------------------------------------|----|-------------------------|-------------------------------------|
|     | TE-2044-T   | TE-2044-T |                | Gulf Ice Systems | FITTING, L, PL, 1/4" ID Bb (2), BLACK POLYPRO |                                     | EA | Fitting, General        | <input type="checkbox"/>            |
|     | TT-9444     | TT-9444   |                | Gulf Ice Systems | FITTING, T, PL, 1/4" ID Bb (3), BLACK POLYPRO |                                     | EA | Fitting, General        | <input checked="" type="checkbox"/> |
|    | B6-65LF     | B6-65LF   |                | Holiday House    | 3/8" COMPRESSION SLEEVE                       |                                     | EA | Fitting, General        | <input type="checkbox"/>            |
|     | CC612       | CC612     |                | Holiday House    | 3/8 COMPRESSION X 3/8 MPT LEAD FREE           |                                     | EA | Fitting, General        | <input type="checkbox"/>            |
|     | CL10ST      | CL10ST    |                | Holiday House    | OMNIPURE 10" INLINE FILTER                    | CHLORINE, TASTE, AND ODOR REDUCTION | EA | Water Filtration System | <input type="checkbox"/>            |
|    | FGHB4       | FGHB4     |                | Holiday House    | FEMALE GARDEN HOSE X 1/4" ID BARB             | FITTING, A, BR                      | EA | Fitting, General        | <input type="checkbox"/>            |
|   | FGHB6       | FGHB6     |                | Holiday House    | FEMALE GARDEN HOSE X 3/8" ID BARB             | FITTING, A, BR                      | EA | Fitting, General        | <input type="checkbox"/>            |
|  | FGHC6       | FGHC6     |                | Holiday House    | FEMALE GARDEN HOSE X 3/8" COMP                |                                     | EA | Fitting, General        | <input type="checkbox"/>            |
|   | FGHEF6      | FGHEF6    |                | Holiday House    | FEMALE GARDEN HOSE X 3/8" FLARE ELBOW         | FITTING, L, BR                      | EA | Fitting, General        | <input type="checkbox"/>            |
|  | FGHF4       | FGHF4     |                | Holiday House    | FEMALE GARDEN HOSE X 1/4" FLARE               |                                     | EA | Fitting, General        | <input type="checkbox"/>            |

Non-Stocked, Lead Time

| Picture   | Vendor Item | GIS Item   | Alternate Item | Vendor        | Item Description 01                | Item Description 02     | UM | Classification   | NS                                  |
|---|-------------|------------|----------------|---------------|------------------------------------|-------------------------|----|------------------|-------------------------------------|
|    | FGHF6       | FGHF6      |                | Holiday House | FEMALE GARDEN HOSE X 3/8" FLARE    |                         | EA | Fitting, General | <input type="checkbox"/>            |
|     | MAX-6       | MAX-6      |                | Holiday House | 3/8 M X 3/8 F COMP W/ SWIVEL       | MAX ADAPTER             | EA | Fitting, General | <input type="checkbox"/>            |
|    | MGH6C       | MGH6C      |                | Holiday House | MALE GARDEN HOSE X 3/8" COMP       | LEAD FREE               | EA | Fitting, General | <input type="checkbox"/>            |
|     | 1011122-67  | 1011122-67 | 759123         | Ice-O-Matic   | LATCH - 759123 (OBS)               | SHOWS (1) IN STOCK.     | EA | PART             | <input type="checkbox"/>            |
|    | 1011122-86  | 1011122-86 |                | Ice-O-Matic   | THERMOSTAT BIN (OBS)               | SHOWS (3) IN STOCK.     | EA | Bin Thermostat   | <input type="checkbox"/>            |
|    | 1011148-53  |            |                | Ice-O-Matic   | BRACKET                            | FOR GEMU090             | EA | PART             | <input checked="" type="checkbox"/> |
|    | 1011180-99  | 1011180-99 |                | Ice-O-Matic   | CONDENSER MOTOR LARKIN, 115V (OBS) | SHOWS (2) IN STOCK.     | EA | Motor            | <input type="checkbox"/>            |
|  | 1011337-01  | 1011337-01 |                | Ice-O-Matic   | TOP PANEL                          | FOR ICEU060             | EA | PART             | <input type="checkbox"/>            |
|  | 1011337-07  | 1011337-07 |                | Ice-O-Matic   | DOOR BUSHING                       | FOR ICEU060A / ICEU070A | EA | PART             | <input type="checkbox"/>            |
|   | 1011337-08  | 1011337-08 |                | Ice-O-Matic   | CURTAIN                            | FOR ICEU060A            | EA | Splash Curtain   | <input type="checkbox"/>            |

Non-Stocked,  
Lead Time

| Picture  | Vendor Item | GIS Item   | Alternate Item | Vendor      | Item Description 01          | Item Description 02                  | UM | Classification | NS                       |
|--|-------------|------------|----------------|-------------|------------------------------|--------------------------------------|----|----------------|--------------------------|
|    | 1011337-10  | 1011337-10 |                | Ice-O-Matic | LEG KIT                      | FOR ICEU060A                         | EA | Leg Set        | <input type="checkbox"/> |
|    | 1011337-14  | 1011337-14 |                | Ice-O-Matic | BACK PANEL                   | FOR ICEU060A                         | EA | PART           | <input type="checkbox"/> |
|    | 1011337-17  | 1011337-17 |                | Ice-O-Matic | BIN THERMOSTAT BRACKET (OBS) | FOR ICEU060/070. SHOWS (1) IN STOCK. | EA | Bin Thermostat | <input type="checkbox"/> |
|    | 1011337-24  | 1011337-24 |                | Ice-O-Matic | SPRAY NOZZLE KIT             | FOR ICEU060A                         | EA | PART           | <input type="checkbox"/> |
|    | 1011337-25  | 1011337-25 |                | Ice-O-Matic | GASKET, SPRAY NOZZLE         | FOR ICEU060A                         | EA | PART           | <input type="checkbox"/> |
|    | 1011337-28  | 1011337-28 |                | Ice-O-Matic | WATER INLET VALVE            | FOR ICEU060A / ICEU070A              | EA | Water Valve    | <input type="checkbox"/> |
|   | 1011337-31  | 1011337-31 |                | Ice-O-Matic | WATER PUMP                   | FOR ICEU060A / ICEU070A              | EA | Water Pump     | <input type="checkbox"/> |
|  | 1011337-32  | 1011337-32 |                | Ice-O-Matic | DRAIN TOP FITTING            | FOR ICEU060A / ICEU070A              | EA | PART           | <input type="checkbox"/> |
|  | 1011337-34  | 1011337-34 |                | Ice-O-Matic | O-RING, DRAIN TOP            | FOR ICEU060A / ICEU070A              | EA | O-Ring         | <input type="checkbox"/> |
|  | 1011337-38  | 1011337-38 |                | Ice-O-Matic | DRAIN FITTING                | FOR ICEU060A / ICEU070A / GEMD270A   | EA | PART           | <input type="checkbox"/> |

| Picture  | Vendor Item | GIS Item   | Alternate Item | Vendor      | Item Description 01 | Item Description 02     | UM | Classification | NS                                  |
|--|-------------|------------|----------------|-------------|---------------------|-------------------------|----|----------------|-------------------------------------|
|    | 1011337-39  |            |                | Ice-O-Matic | HOSE, DRAIN, CLEAR  | FOR ICEU060A / ICEU070A | EA | Tubing, Drain  | <input checked="" type="checkbox"/> |
|    | 1011337-46  |            |                | Ice-O-Matic | METAL TUBE CLIP     | FOR ICEU070A            | EA | PART           | <input checked="" type="checkbox"/> |
|    | 1011337-48  |            |                | Ice-O-Matic | CONDENSER           | FOR ICEU060A / ICEU070A | EA | Condenser      | <input checked="" type="checkbox"/> |
|    | 1011337-49  | 1011337-49 |                | Ice-O-Matic | DRIER, EUC-060      | FOR ICEU060A / ICEU070A | EA | PART           | <input type="checkbox"/>            |
|    | 1011337-52  | 1011337-52 |                | Ice-O-Matic | FAN MOTOR KIT       | FOR ICEU060A            | EA | Motor          | <input type="checkbox"/>            |
|    | 1011337-56  | 1011337-56 |                | Ice-O-Matic | HOT GAS VALVE BODY  | FOR ICEU060A / ICEU070A | EA | Hot Gas Valve  | <input type="checkbox"/>            |
|   | 1011337-57  | 1011337-57 |                | Ice-O-Matic | HOT GAS VALVE COIL  | FOR ICEU060A / ICEU070A | EA | Hot Gas Valve  | <input type="checkbox"/>            |
|  | 1011337-58  |            |                | Ice-O-Matic | MECHANICAL FILTER   | FOR ICEU060A / ICEU070A | EA | PART           | <input checked="" type="checkbox"/> |
|  | 1011337-61  | 1011337-61 |                | Ice-O-Matic | START RELAY         | FOR ICEU060A            | EA | PART           | <input type="checkbox"/>            |
|  | 1011337-62  | 1011337-62 |                | Ice-O-Matic | OVERLOAD            | FOR ICEU060A            | EA | PART           | <input type="checkbox"/>            |

Non-Stocked, Lead Time

Non-Stocked, Lead Time

Non-Stocked, Lead Time

Non-Stocked, Lead Time

| Picture  | Vendor Item | GIS Item    | Alternate Item | Vendor      | Item Description 01               | Item Description 02             | UM | Classification | NS                                  |
|--|-------------|-------------|----------------|-------------|-----------------------------------|---------------------------------|----|----------------|-------------------------------------|
|    | 1011337-63  | 1011337-63  |                | Ice-O-Matic | TOGGLE SWITCH                     | FOR ICEU060A                    | EA | PART           | <input type="checkbox"/>            |
|    | 1011337-64  |             |                | Ice-O-Matic | TERMINAL BOARD                    | FOR ICEU070A                    | EA | PART           | <input checked="" type="checkbox"/> |
|    | 1011337-68  | 1011337-68  |                | Ice-O-Matic | CUBE SIZE CONTROL                 | FOR ICEU060A / ICEU070A         | EA | PART           | <input type="checkbox"/>            |
|    | 1011339-104 |             |                | Ice-O-Matic | GASKET FOAM TAPE, ORDERED BY FOOT | FOR CD40022 / CD40030           | EA | PART           | <input checked="" type="checkbox"/> |
|    | 1011339-144 | 1011339-144 |                | Ice-O-Matic | DISPENSE ROTOR                    | FOR CD40022 / CD40030           | EA | PART           | <input type="checkbox"/>            |
|    | 1011339-160 | 1011339-160 |                | Ice-O-Matic | HUB ASSEMBLY                      | FOR CD40022 / CD40030           | EA | PART           | <input type="checkbox"/>            |
|   | 1011339-235 |             |                | Ice-O-Matic | HUB PLATE                         | FOR CD40022 / CD40030/ CD40130  | EA | PART           | <input checked="" type="checkbox"/> |
|  | 1011339-33  | 1011339-33  |                | Ice-O-Matic | DRIVE BLOCK                       | FOR CD300                       | EA | PART           | <input type="checkbox"/>            |
|  | 1011339-74  |             |                | Ice-O-Matic | SCREW                             | FOR CD40022 / CD40030 / CD40130 | EA | Hardware       | <input checked="" type="checkbox"/> |
|  | 1011339-84  | 1011339-84  |                | Ice-O-Matic | INTERLOCK SWITCH                  | FOR CD40022 / CD40030           | EA | PART           | <input type="checkbox"/>            |

Non-Stocked, Lead Time

Non-Stocked, Lead Time

Non-Stocked, Lead Time

Non-Stocked, Lead Time



| Picture  | Vendor Item | GIS Item   | Alternate Item | Vendor      | Item Description 01              | Item Description 02             | UM | Classification | NS                                  |
|--|-------------|------------|----------------|-------------|----------------------------------|---------------------------------|----|----------------|-------------------------------------|
|    | 1011339-92  | 1011339-92 |                | Ice-O-Matic | MICROSWITCH,<br>FOR CD300 (OBS)  | SHOWS (4) IN<br>STOCK.          | EA | PART           | <input type="checkbox"/>            |
|    | 1011339-93  | 1011339-93 |                | Ice-O-Matic | TIMER, FOR CD300<br>(OBS)        | SHOWS (3) IN<br>STOCK.          | EA | PART           | <input type="checkbox"/>            |
|    | 1011342-02  |            |                | Ice-O-Matic | PIN, DRIP TRAY<br>MOUNTING       | FOR IOD150 /<br>IOD200 / IOD250 | EA | PART           | <input checked="" type="checkbox"/> |
|    | 1011342-03  |            |                | Ice-O-Matic | RETAINER,<br>AGITATOR            | FOR IOD150 /<br>IOD200 / IOD250 | EA | PART           | <input checked="" type="checkbox"/> |
|    | 1011342-04  | 1011342-04 |                | Ice-O-Matic | MOTOR MOUNT                      | FOR IOD200 /<br>IOD250          | EA | PART           | <input type="checkbox"/>            |
|    | 1011342-06  | 1011342-06 |                | Ice-O-Matic | AGITATOR<br>ASSEMBLY             | FOR IOD150                      | EA | PART           | <input type="checkbox"/>            |
|   | 1011342-07  | 1011342-07 |                | Ice-O-Matic | BAFFLE                           | FOR IOD150                      | EA | PART           | <input type="checkbox"/>            |
|  | 1011342-09  |            |                | Ice-O-Matic | MERCHANDISER,<br>STAINLESS STEEL | FOR IOD250                      | EA | Merchandiser   | <input checked="" type="checkbox"/> |
|  | 1011342-10  |            |                | Ice-O-Matic | MERCHANDISER,<br>STAINLESS STEEL | FOR IOD200                      | EA | Merchandiser   | <input checked="" type="checkbox"/> |
|  | 1011342-104 |            | R70970         | Ice-O-Matic | LEG, SINGLE                      | FOR IOD150 /<br>IOD200 / IOD250 | EA | Leg Set        | <input checked="" type="checkbox"/> |




Non-Stocked,  
Lead Time











Non-Stocked,  
Lead Time




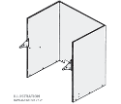


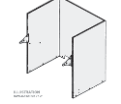



Non-Stocked,  
Lead Time

Non-Stocked,  
Lead Time

Non-Stocked,  
Lead Time

| Picture  | Vendor Item | GIS Item | Alternate Item | Vendor      | Item Description 01           | Item Description 02          | UM | Classification | NS                                  |                        |
|--|-------------|----------|----------------|-------------|-------------------------------|------------------------------|----|----------------|-------------------------------------|------------------------|
|    | 1011342-105 |          | R620516432     | Ice-O-Matic | MOTOR STRAP                   | FOR IOD200 / IOD250          | EA | PART           | <input checked="" type="checkbox"/> | Non-Stocked, Lead Time |
|    | 1011342-108 |          |                | Ice-O-Matic | CUP REST                      | FOR IOD200 / IOD250          | EA | Cup Rest       | <input checked="" type="checkbox"/> | Non-Stocked, Lead Time |
|    | 1011342-11  |          |                | Ice-O-Matic | MERCHANDISER, STAINLESS STEEL | FOR IOD150                   | EA | Merchandiser   | <input checked="" type="checkbox"/> | Non-Stocked, Lead Time |
|    | 1011342-113 |          |                | Ice-O-Matic | ELECTRICAL BOX                | FOR IOD150                   | EA | PART           | <input checked="" type="checkbox"/> | Non-Stocked, Lead Time |
|    | 1011342-115 |          | R620019701     | Ice-O-Matic | HINGE, GUSSET                 | FOR IOD150 / IOD200 / IOD250 | EA | PART           | <input checked="" type="checkbox"/> | Non-Stocked, Lead Time |
|    | 1011342-12  |          |                | Ice-O-Matic | GATE SLIDE                    | FOR IOD150 / IOD200 / IOD250 | EA | PART           | <input checked="" type="checkbox"/> | Non-Stocked, Lead Time |
|   | 1011342-122 |          | R620028702     | Ice-O-Matic | DRIP TRAY EXTENSION           | FOR IOD200 / IOD250          | EA | PART           | <input checked="" type="checkbox"/> | Non-Stocked, Lead Time |
|  | 1011342-125 |          |                | Ice-O-Matic | ELECTRICAL BOX ASSEMBLY, 115V | FOR IOD200                   | EA | PART           | <input checked="" type="checkbox"/> | Non-Stocked, Lead Time |
|  | 1011342-126 |          |                | Ice-O-Matic | ELECTRICAL BOX ASSEMBLY, 120V | FOR IOD250                   | EA | PART           | <input checked="" type="checkbox"/> | Non-Stocked, Lead Time |
|  | 1011342-128 |          |                | Ice-O-Matic | ELECTRICAL BOX ASSEMBLY, 120V | FOR IOD150                   | EA | PART           | <input checked="" type="checkbox"/> | Non-Stocked, Lead Time |

| Picture  | Vendor Item | GIS Item | Alternate Item | Vendor      | Item Description 01               | Item Description 02             | UM | Classification | NS                                  |                           |
|--|-------------|----------|----------------|-------------|-----------------------------------|---------------------------------|----|----------------|-------------------------------------|---------------------------|
|    | 1011342-13  |          |                | Ice-O-Matic | RETAINER, LEVER,<br>ICE DISPENSER | FOR IOD150 /<br>IOD200 / IOD250 | EA | PART           | <input checked="" type="checkbox"/> | Non-Stocked,<br>Lead Time |
|    | 1011342-139 |          |                | Ice-O-Matic | ICE CHUTE                         | FOR IOD150 /<br>IOD200 / IOD250 | EA | PART           | <input checked="" type="checkbox"/> | Non-Stocked,<br>Lead Time |
|    | 1011342-141 |          |                | Ice-O-Matic | LOWER PANEL,<br>FRONT DRIP TRAY   | FOR IOD150                      | EA | Splash Panel   | <input checked="" type="checkbox"/> | Non-Stocked,<br>Lead Time |
|    | 1011342-142 |          |                | Ice-O-Matic | LOWER PANEL,<br>FRONT DRIP TRAY   | FOR IOD200 /<br>IOD250          | EA | Splash Panel   | <input checked="" type="checkbox"/> | Non-Stocked,<br>Lead Time |
|    | 1011342-144 |          | R22081R        | Ice-O-Matic | GATE RESTRICTOR                   | FOR IOD150 /<br>IOD200 / IOD250 | EA | PART           | <input checked="" type="checkbox"/> | Non-Stocked,<br>Lead Time |
|    | 1011342-145 |          | R29303R        | Ice-O-Matic | PLATE, MOTOR<br>MOUNTING          | FOR IOD150                      | EA | PART           | <input checked="" type="checkbox"/> | Non-Stocked,<br>Lead Time |
|   | 1011342-146 |          | R29541R        | Ice-O-Matic | PLATE, MOTOR<br>MOUNTING          | FOR IOD200 /<br>IOD250          | EA | PART           | <input checked="" type="checkbox"/> | Non-Stocked,<br>Lead Time |
|  | 1011342-149 |          | R70478R        | Ice-O-Matic | CLIP, PUSH-ON                     | FOR IOD150 /<br>IOD200 / IOD250 | EA | Hardware       | <input checked="" type="checkbox"/> | Non-Stocked,<br>Lead Time |
|  | 1011342-150 |          |                | Ice-O-Matic | CUP REST                          | FOR IOD150                      | EA | Cup Rest       | <input checked="" type="checkbox"/> | Non-Stocked,<br>Lead Time |
|  | 1011342-151 |          |                | Ice-O-Matic | GRAPHIC (ICE)                     | FOR IOD200                      | EA | Graphic        | <input checked="" type="checkbox"/> | Non-Stocked,<br>Lead Time |

| Picture  | Vendor Item | GIS Item | Alternate Item | Vendor      | Item Description 01         | Item Description 02          | UM | Classification | NS                                  |                           |
|--|-------------|----------|----------------|-------------|-----------------------------|------------------------------|----|----------------|-------------------------------------|---------------------------|
|    | 1011342-152 |          |                | Ice-O-Matic | GRAPHIC (ICE)               | FOR IOD250                   | EA | Graphic        | <input checked="" type="checkbox"/> | Non-Stocked,<br>Lead Time |
|    | 1011342-153 |          |                | Ice-O-Matic | GRAPHIC (ICE)               | FOR IOD150                   | EA | Graphic        | <input checked="" type="checkbox"/> | Non-Stocked,<br>Lead Time |
|    | 1011342-16  |          |                | Ice-O-Matic | BRACKET, MOTOR MOUNTING     | FOR IOD150                   | EA | PART           | <input checked="" type="checkbox"/> | Non-Stocked,<br>Lead Time |
|    | 1011342-17  |          |                | Ice-O-Matic | WRAPPER                     | FOR IOD150                   | EA | PART           | <input checked="" type="checkbox"/> | Non-Stocked,<br>Lead Time |
|    | 1011342-18  |          |                | Ice-O-Matic | COVER, REAR WRAPPER         | FOR IOD150                   | EA | PART           | <input checked="" type="checkbox"/> | Non-Stocked,<br>Lead Time |
|    | 1011342-19  |          | R620045909     | Ice-O-Matic | BRACKET, MOTOR MOUNTING     | FOR IOD200 / IOD250          | EA | PART           | <input checked="" type="checkbox"/> | Non-Stocked,<br>Lead Time |
|   | 1011342-20  |          |                | Ice-O-Matic | WRAPPER                     | FOR IOD200 / IOD250          | EA | PART           | <input checked="" type="checkbox"/> | Non-Stocked,<br>Lead Time |
|  | 1011342-21  |          |                | Ice-O-Matic | COVER, REAR WRAPPER         | FOR IOD200 / IOD250          | EA | PART           | <input checked="" type="checkbox"/> | Non-Stocked,<br>Lead Time |
|  | 1011342-22  |          | R29694         | Ice-O-Matic | AGITATOR ASSEMBLY           | FOR IOD200 / IOD250          | EA | PART           | <input checked="" type="checkbox"/> | Non-Stocked,<br>Lead Time |
|  | 1011342-25  |          |                | Ice-O-Matic | AGITATOR MOTOR HEATER, 115V | FOR IOD150 / IOD200 / IOD250 | EA | PART           | <input checked="" type="checkbox"/> | Non-Stocked,<br>Lead Time |

| Picture  | Vendor Item | GIS Item   | Alternate Item | Vendor      | Item Description 01          | Item Description 02          | UM | Classification    | NS                                  |
|--|-------------|------------|----------------|-------------|------------------------------|------------------------------|----|-------------------|-------------------------------------|
|    | 1011342-26  |            |                | Ice-O-Matic | DISPENSE SWITCH              | FOR IOD150 / IOD200 / IOD250 | EA | PART              | <input checked="" type="checkbox"/> |
|   | 1011342-29  |            |                | Ice-O-Matic | BOOT, TOGGLE SWITCH          | FOR IOD150 / IOD200 / IOD250 | EA | PART              | <input checked="" type="checkbox"/> |
|   | 1011342-31  | 1011342-31 |                | Ice-O-Matic | STARTER                      | FOR IOD150 / IOD200 / IOD250 | EA | PART              | <input type="checkbox"/>            |
|    | 1011342-32  | 1011342-32 |                | Ice-O-Matic | BALLAST, 120V                | FOR IOD150 / IOD200 / IOD250 | EA | PART              | <input type="checkbox"/>            |
|    | 1011342-33  |            |                | Ice-O-Matic | BULB, FLORESCENT             | FOR IOD200 / IOD250          | EA | Bulb, Fluorescent | <input checked="" type="checkbox"/> |
|    | 1011342-35  |            | 12-2377-01     | Ice-O-Matic | BULB, 18" DAYLIGHT           | FOR IOD150                   | EA | Bulb, Fluorescent | <input checked="" type="checkbox"/> |
|   | 1011342-38  | 1011342-38 |                | Ice-O-Matic | SOLENOID ASSEMBLY            | FOR IOD150 / IOD200 / IOD250 | EA | PART              | <input type="checkbox"/>            |
|  | 1011342-41  | 1011342-41 |                | Ice-O-Matic | GEARMOTOR                    | FOR IOD200 / IOD250          | EA | Motor             | <input type="checkbox"/>            |
|  | 1011342-49  |            |                | Ice-O-Matic | SNAP BUSHING                 | FOR IOD150                   | EA | PART              | <input checked="" type="checkbox"/> |
|  | 1011342-50  |            |                | Ice-O-Matic | ADAPTER, 3/4" SOC X 3/4" FPT | FOR IOD150 / IOD200 / IOD250 | EA | Fitting, General  | <input checked="" type="checkbox"/> |

Non-Stocked, Lead Time







Non-Stocked, Lead Time










Non-Stocked, Lead Time











Non-Stocked, Lead Time

Non-Stocked, Lead Time









Non-Stocked, Lead Time

| Picture   | Vendor Item | GIS Item | Alternate Item | Vendor      | Item Description 01         | Item Description 02          | UM | Classification   | NS   |
|---|-------------|----------|----------------|-------------|-----------------------------|------------------------------|----|------------------|--|
|    | 1011342-51  |          |                | Ice-O-Matic | ADAPTER, 1" BARB X 3/4" MPT | FOR IOD150 / IOD200 / IOD250 | EA | Fitting, General | <input checked="" type="checkbox"/> Non-Stocked, Lead Time |
|    | 1011342-53  |          |                | Ice-O-Matic | SEAL, AGITATOR MOTOR SHAFT  | FOR IOD150                   | EA | PART             | <input checked="" type="checkbox"/> Non-Stocked, Lead Time |
|    | 1011342-54  |          | R1891          | Ice-O-Matic | GATE GASKET                 | FOR IOD150 / IOD200 / IOD250 | EA | PART             | <input checked="" type="checkbox"/> Non-Stocked, Lead Time |
|    | 1011342-55  |          |                | Ice-O-Matic | PLUG, 120V MODELS ONLY      | FOR IOD150 / IOD200 / IOD250 | EA | PART             | <input checked="" type="checkbox"/> Non-Stocked, Lead Time |
|    | 1011342-56  |          |                | Ice-O-Matic | HOPPER ASSEMBLY, FOAMED     | FOR IOD150                   | EA | PART             | <input checked="" type="checkbox"/> Non-Stocked, Lead Time |
|    | 1011342-57  |          |                | Ice-O-Matic | GASKET, MOTOR SHAFT         | FOR IOD150                   | EA | PART             | <input checked="" type="checkbox"/> Non-Stocked, Lead Time |
|   | 1011342-58  |          | R52877         | Ice-O-Matic | PANEL, PLEXIGLASS, INNER    | FOR IOD150                   | EA | PART             | <input checked="" type="checkbox"/> Non-Stocked, Lead Time |
|  | 1011342-59  |          |                | Ice-O-Matic | HOPPER ASSEMBLY, FOAMED     | FOR IOD200 / IOD250          | EA | PART             | <input checked="" type="checkbox"/> Non-Stocked, Lead Time |
|  | 1011342-60  |          |                | Ice-O-Matic | PANEL, PLEXIGLASS, INNER    | FOR IOD200 / IOD250          | EA | PART             | <input checked="" type="checkbox"/> Non-Stocked, Lead Time |
|  | 1011342-62  |          | R52967         | Ice-O-Matic | PLUG                        | FOR IOD150                   | EA | PART             | <input checked="" type="checkbox"/> Non-Stocked, Lead Time |

| Picture  | Vendor Item | GIS Item   | Alternate Item | Vendor      | Item Description 01         | Item Description 02          | UM | Classification | NS                                  |                        |
|--|-------------|------------|----------------|-------------|-----------------------------|------------------------------|----|----------------|-------------------------------------|------------------------|
|    | 1011342-63  |            | R53299         | Ice-O-Matic | CLIP, TAB, RETAINING, WHITE | FOR IOD150 / IOD200 / IOD250 | EA | PART           | <input checked="" type="checkbox"/> | Non-Stocked, Lead Time |
|    | 1011342-64  |            |                | Ice-O-Matic | MERCHANDISER, BLACK         | FOR IOD150                   | EA | Merchandiser   | <input checked="" type="checkbox"/> | Non-Stocked, Lead Time |
|    | 1011342-65  |            |                | Ice-O-Matic | MERCHANDISER, BLACK         | FOR IOD200                   | EA | Merchandiser   | <input checked="" type="checkbox"/> | Non-Stocked, Lead Time |
|    | 1011342-66  |            |                | Ice-O-Matic | MERCHANDISER, BLACK         | FOR IOD250                   | EA | Merchandiser   | <input checked="" type="checkbox"/> | Non-Stocked, Lead Time |
|    | 1011342-67  |            |                | Ice-O-Matic | LID, DISPENSER, BLACK       | FOR IOD200 / IOD250          | EA | Lid            | <input checked="" type="checkbox"/> | Non-Stocked, Lead Time |
|    | 1011342-68  |            |                | Ice-O-Matic | LID, DISPENSER, BLACK       | FOR IOD150                   | EA | Lid            | <input checked="" type="checkbox"/> | Non-Stocked, Lead Time |
|   | 1011342-69  | 1011342-69 |                | Ice-O-Matic | COVER, ICE CHUTE            | FOR IOD150 / IOD200 / IOD250 | EA | PART           | <input type="checkbox"/>            |                        |
|  | 1011342-70  |            | R620200155     | Ice-O-Matic | SEAL, AGITATOR MOTOR SHAFT  | FOR IOD200 / IOD250          | EA | PART           | <input checked="" type="checkbox"/> | Non-Stocked, Lead Time |
|  | 1011342-71  |            |                | Ice-O-Matic | DRIP TRAY, BLACK, INSULATED | FOR IOD200 / IOD250          | EA | Drip Tray      | <input checked="" type="checkbox"/> | Non-Stocked, Lead Time |
|  | 1011342-72  |            |                | Ice-O-Matic | DRIP TRAY, BLACK, INSULATED | FOR IOD150                   | EA | Drip Tray      | <input checked="" type="checkbox"/> | Non-Stocked, Lead Time |

| Picture  | Vendor Item | GIS Item   | Alternate Item | Vendor      | Item Description 01            | Item Description 02                   | UM | Classification | NS                                  |                           |
|--|-------------|------------|----------------|-------------|--------------------------------|---------------------------------------|----|----------------|-------------------------------------|---------------------------|
|    | 1011342-73  |            | R53227         | Ice-O-Matic | AGITATOR DISK                  | FOR IOD150                            | EA | PART           | <input checked="" type="checkbox"/> | Non-Stocked,<br>Lead Time |
|    | 1011342-74  |            | R53299         | Ice-O-Matic | CLIP, TAB,<br>RETAINING, BLACK | FOR IOD150 /<br>IOD200 / IOD250       | EA | PART           | <input checked="" type="checkbox"/> | Non-Stocked,<br>Lead Time |
|    | 1011342-94  |            |                | Ice-O-Matic | SPRING, MOTOR<br>HEATER        | FOR IOD150 /<br>IOD200 / IOD250       | EA | PART           | <input checked="" type="checkbox"/> | Non-Stocked,<br>Lead Time |
|    | 1011351-02  |            |                | Ice-O-Matic | DRAIN TOP                      | FOR CD40022 /<br>CD40030 /<br>CD40130 | EA | PART           | <input checked="" type="checkbox"/> | Non-Stocked,<br>Lead Time |
|    | 1011351-05  |            |                | Ice-O-Matic | DRAIN BOTTOM                   | FOR CD40022 /<br>CD40030 /<br>CD40130 | EA | PART           | <input checked="" type="checkbox"/> | Non-Stocked,<br>Lead Time |
|    | 1011351-08  | 1011351-08 |                | Ice-O-Matic | ICE DISPENSE<br>CHUTE          | FOR CD40022 /<br>CD40030 /<br>CD40130 | EA | PART           | <input type="checkbox"/>            |                           |
|   | 1011351-09  | 1011351-09 |                | Ice-O-Matic | DOOR, ICE CHUTE                | FOR CD40022 /<br>CD40030 /<br>CD40130 | EA | PART           | <input type="checkbox"/>            |                           |
|  | 1011351-10  | 1011351-10 |                | Ice-O-Matic | DOOR LOCK                      | FOR CD40022 /<br>CD40030 /<br>CD40130 | EA | PART           | <input type="checkbox"/>            |                           |
|  | 1011351-103 |            |                | Ice-O-Matic | BIN DOOR                       | FOR CD40022 /<br>CD40030 /<br>CD40130 | EA | PART           | <input checked="" type="checkbox"/> | Non-Stocked,<br>Lead Time |
|  | 1011351-104 |            |                | Ice-O-Matic | MOUNTING PLATE                 | FOR CD40022 /<br>CD40030 /<br>CD40130 | EA | PART           | <input checked="" type="checkbox"/> | Non-Stocked,<br>Lead Time |



| Picture   | Vendor Item | GIS Item    | Alternate Item | Vendor      | Item Description 01          | Item Description 02                   | UM | Classification | NS                                  |                           |
|---|-------------|-------------|----------------|-------------|------------------------------|---------------------------------------|----|----------------|-------------------------------------|---------------------------|
|     | 1011351-11  | 1011351-11  |                | Ice-O-Matic | ICE CHUTE BRACKET            | FOR CD40022 /<br>CD40030 /<br>CD40130 | EA | PART           | <input type="checkbox"/>            |                           |
|     | 1011351-115 |             |                | Ice-O-Matic | SWITCH GUARD                 | FOR CD40022 /<br>CD40030 /<br>CD40130 | EA | PART           | <input checked="" type="checkbox"/> | Non-Stocked,<br>Lead Time |
|     | 1011351-116 |             |                | Ice-O-Matic | DRAIN GUARD                  | FOR CD40022 /<br>CD40030 /<br>CD40130 | EA | PART           | <input checked="" type="checkbox"/> | Non-Stocked,<br>Lead Time |
|     | 1011351-117 |             |                | Ice-O-Matic | DRAIN PAN<br>BRACKET         | FOR CD40022 /<br>CD40030 /<br>CD40130 | EA | PART           | <input checked="" type="checkbox"/> | Non-Stocked,<br>Lead Time |
|    | 1011351-118 | 1011351-118 |                | Ice-O-Matic | CLIP, ICE CHUTE              | FOR CD40022 /<br>CD40030 /<br>CD40130 | EA | PART           | <input type="checkbox"/>            |                           |
|    | 1011351-12  |             |                | Ice-O-Matic | SPOUT                        | FOR CD40022 /<br>CD40030 /<br>CD40130 | EA | PART           | <input checked="" type="checkbox"/> | Non-Stocked,<br>Lead Time |
|    | 1011351-124 |             |                | Ice-O-Matic | COIN MECH TIMER              | FOR CD40022 /<br>CD40030 /<br>CD40130 | EA | PART           | <input checked="" type="checkbox"/> | Non-Stocked,<br>Lead Time |
|  | 1011351-13  | 1011351-13  |                | Ice-O-Matic | CD, HOTEL<br>DISPENSER, WIRE | FOR CD40022 /<br>CD40030 /<br>CD40130 | EA | PART           | <input type="checkbox"/>            |                           |
|  | 1011351-14  |             |                | Ice-O-Matic | DISPENSE HOUSING             | FOR CD40022 /<br>CD40030 /<br>CD40130 | EA | PART           | <input checked="" type="checkbox"/> | Non-Stocked,<br>Lead Time |
|   | 1011351-16  |             |                | Ice-O-Matic | GRILL                        | FOR CD40022 /<br>CD40030              | EA | PART           | <input checked="" type="checkbox"/> | Non-Stocked,<br>Lead Time |

| Picture   | Vendor Item | GIS Item   | Alternate Item | Vendor      | Item Description 01 | Item Description 02                     | UM | Classification | NS                                  |
|---|-------------|------------|----------------|-------------|---------------------|---|----|----------------|-------------------------------------|
|    | 1011351-17  | 1011351-17 |                | Ice-O-Matic | SIDE FLANGE         | FOR CD40030                             | EA | PART           | <input type="checkbox"/>            |
|    | 1011351-19  |            |                | Ice-O-Matic | SIDE FLANGE         | FOR CD40022                             | EA | PART           | <input checked="" type="checkbox"/> |
|    | 1011351-22  |            |                | Ice-O-Matic | SWEEP ARM           | FOR CD40022 /<br>CD40030 /<br>CD40130   | EA | PART           | <input checked="" type="checkbox"/> |
|    | 1011351-24  | 1011351-24 |                | Ice-O-Matic | TOP PANEL           | FOR CD40030                             | EA | PART           | <input type="checkbox"/>            |
|    | 1011351-25  | 1011351-25 |                | Ice-O-Matic | TOP PANEL           | FOR CD40022                             | EA | PART           | <input type="checkbox"/>            |
|    | 1011351-28  |            |                | Ice-O-Matic | FOAM PAD            | FOR CD40022 /<br>CD40030 /<br>CD40130   | EA | PART           | <input checked="" type="checkbox"/> |
|   | 1011351-29  |            |                | Ice-O-Matic | GASKET, SPOUT       | FOR CD40022 /<br>CD40030 /<br>CD40130   | EA | PART           | <input checked="" type="checkbox"/> |
|  | 1011351-38  |            |                | Ice-O-Matic | SPRING              | FOR CD40022 /<br>CD40030 /<br>CD40130   | EA | PART           | <input checked="" type="checkbox"/> |
|  | 1011351-39  |            |                | Ice-O-Matic | CUPPED WASHER       | FOR CD40022 /<br>CD40030 /<br>CD40130   | EA | Hardware       | <input checked="" type="checkbox"/> |
|  | 1011351-40  | 1011351-40 |                | Ice-O-Matic | BALL STUD           | FOR CD40022 /<br>CD40030 /<br>CD40130 / | EA | Hardware       | <input type="checkbox"/>            |

Non-Stocked,  
Lead Time

Non-Stocked,  
Lead Time

Non-Stocked,  
Lead Time

Non-Stocked,  
Lead Time

Non-Stocked,  
Lead Time

Non-Stocked,  
Lead Time

| Picture   | Vendor Item | GIS Item   | Alternate Item | Vendor      | Item Description 01                         | Item Description 02                     | UM | Classification | NS                                  |
|---|-------------|------------|----------------|-------------|---|---|----|----------------|-------------------------------------|
|    | 1011351-41  | 1011351-41 |                | Ice-O-Matic | INSERT, BALL STUD                           | FOR CD40022 /<br>CD40030 /<br>CD40130 / | EA | Hardware       | <input type="checkbox"/>            |
|    | 1011351-45  |            |                | Ice-O-Matic | HITCH PIN                                   | FOR CD40022 /<br>CD40030 /<br>CD40130   | EA | Hardware       | <input checked="" type="checkbox"/> |
|    | 1011351-46  |            |                | Ice-O-Matic | 1/4 TURN STUD                               | FOR CD40022 /<br>CD40030 /<br>CD40130   | EA | Hardware       | <input checked="" type="checkbox"/> |
|     | 1011351-48  |            |                | Ice-O-Matic | LOOP CLAMP                                  | FOR CD40022 /<br>CD40030 /<br>CD40130   | EA | Clamp or Tie   | <input checked="" type="checkbox"/> |
|     | 1011351-53  | 1011351-53 |                | Ice-O-Matic | VEND<br>MICROSWITCH                         | FOR CD40022 /<br>CD40030                | EA | PART           | <input type="checkbox"/>            |
|     | 1011351-54  |            |                | Ice-O-Matic | 60HZ HARNESS,<br>BASIC AND WATER            | FOR CD40022 /<br>CD40030 /<br>CD40130   | EA | Wire Harness   | <input checked="" type="checkbox"/> |
|    | 1011351-55  | 1011351-55 |                | Ice-O-Matic | AGITATION TIMER,<br>60Hz OFF CYCLE<br>TIMER | FOR CD40022 /<br>CD40030                | EA | PART           | <input type="checkbox"/>            |
|  | 1011351-58  |            |                | Ice-O-Matic | ADJUSTMENT<br>MODULE                        | FOR CD40022 /<br>CD40030 /<br>CD40130   | EA | PART           | <input checked="" type="checkbox"/> |
|  | 1011351-62  | 1011351-62 |                | Ice-O-Matic | COIN MECHANISM                              | FOR CD40022 /<br>CD40030 /<br>CD40130 / | EA | PART           | <input type="checkbox"/>            |
|  | 1011351-66  | 1011351-66 |                | Ice-O-Matic | GEARMOTOR,<br>DUAL VOLTAGE                  | FOR CD40022 /<br>CD40030                | EA | Motor          | <input type="checkbox"/>            |




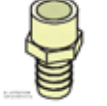






Non-Stocked,  
Lead Time

Non-Stocked,  
Lead Time

Non-Stocked,  
Lead Time

Non-Stocked,  
Lead Time

Non-Stocked,  
Lead Time

| Picture  | Vendor Item | GIS Item   | Alternate Item | Vendor      | Item Description 01                | Item Description 02                   | UM | Classification | NS                                  |                           |
|--|-------------|------------|----------------|-------------|------------------------------------|---------------------------------------|----|----------------|-------------------------------------|---------------------------|
|    | 1011351-69  |            |                | Ice-O-Matic | O-RING                             | FOR CD40022 /<br>CD40030 /<br>CD40130 | EA | O-Ring         | <input checked="" type="checkbox"/> | Non-Stocked,<br>Lead Time |
|    | 1011351-72  |            |                | Ice-O-Matic | INSULATION FOR<br>HUB              | FOR CD40022 /<br>CD40030 /<br>CD40130 | EA | PART           | <input checked="" type="checkbox"/> | Non-Stocked,<br>Lead Time |
|    | 1011351-73  |            |                | Ice-O-Matic | INSULATION PAD                     | FOR CD40022 /<br>CD40030 /<br>CD40130 | EA | PART           | <input checked="" type="checkbox"/> | Non-Stocked,<br>Lead Time |
|    | 1011351-76  |            |                | Ice-O-Matic | DRAIN FITTING                      | FOR CD40022 /<br>CD40030 /<br>CD40130 | EA | PART           | <input checked="" type="checkbox"/> | Non-Stocked,<br>Lead Time |
|    | 1011351-81  |            |                | Ice-O-Matic | GASKET, 4" EACH<br>END OF BIN DOOR | FOR CD40022 /<br>CD40030 /<br>CD40130 | EA | PART           | <input checked="" type="checkbox"/> | Non-Stocked,<br>Lead Time |
|    | 1011351-85  |            |                | Ice-O-Matic | BIN ASSEMBLY                       | FOR CD40030                           | EA | PART           | <input checked="" type="checkbox"/> | Non-Stocked,<br>Lead Time |
|   | 1011351-86  |            |                | Ice-O-Matic | BIN ASSEMBLY                       | FOR CD40022                           | EA | PART           | <input checked="" type="checkbox"/> | Non-Stocked,<br>Lead Time |
|  | 1011351-87  |            |                | Ice-O-Matic | COMPLETE CATCH<br>PAN ASSEMBLY     | FOR CD40022 /<br>CD40030 /<br>CD40130 | EA | PART           | <input checked="" type="checkbox"/> | Non-Stocked,<br>Lead Time |
|  | 1011351-89  | 1011351-89 |                | Ice-O-Matic | FRONT PANEL                        | FOR CD40030                           | EA | PART           | <input type="checkbox"/>            |                           |
|  | 1011351-92  |            |                | Ice-O-Matic | FRONT PANEL                        | FOR CD40022                           | EA | PART           | <input checked="" type="checkbox"/> | Non-Stocked,<br>Lead Time |

| Picture  | Vendor Item | GIS Item    | Alternate Item | Vendor      | Item Description 01            | Item Description 02             | UM | Classification | NS                                  |
|--|-------------|-------------|----------------|-------------|--------------------------------|---------------------------------|----|----------------|-------------------------------------|
|    | 1011351-94  | 1011351-94  |                | Ice-O-Matic | SIDE PANEL, RIGHT-HAND         | FOR CD40022 / CD40030           | EA | PART           | <input type="checkbox"/>            |
|    | 1011351-98  |             |                | Ice-O-Matic | CONTROL BOX COVER              | FOR CD40022 / CD40030           | EA | PART           | <input checked="" type="checkbox"/> |
|    | 1011351-99  |             |                | Ice-O-Matic | SCREEN                         | FOR CD40022 / CD40030 / CD40130 | EA | PART           | <input checked="" type="checkbox"/> |
|    | 1011357-103 |             |                | Ice-O-Matic | VALVE CORE, PISTON             | FOR ICEU070A / GEMD270A         | EA | PART           | <input checked="" type="checkbox"/> |
|    | 1011357-105 | 1011357-105 | 1011357-164    | Ice-O-Matic | COMPRESSOR, FOR GEMD270A (OBS) | * REPLACED BY OEM # 1011357-164 | EA | Compressor     | <input type="checkbox"/>            |
|    | 1011357-11  | 1011357-11  |                | Ice-O-Matic | DISPENSE MOTOR                 | FOR GEMD270A                    | EA | Motor          | <input type="checkbox"/>            |
|   | 1011357-126 | 1011357-126 |                | Ice-O-Matic | GEAR MOTOR                     | FOR GEMD270A                    | EA | Motor          | <input type="checkbox"/>            |
|  | 1011357-133 | 1011357-133 |                | Ice-O-Matic | TOP PANEL                      | FOR GEMD270A                    | EA | PART           | <input type="checkbox"/>            |
|  | 1011357-143 | 1011357-143 |                | Ice-O-Matic | WATER INLET VALVE              | FOR GEMD270A                    | EA | Water Valve    | <input type="checkbox"/>            |
|  | 1011357-153 | 1011357-153 |                | Ice-O-Matic | LOWER BEARING                  | FOR GEMD270A                    | EA | PART           | <input type="checkbox"/>            |

Non-Stocked, Lead Time

Non-Stocked, Lead Time

Non-Stocked, Lead Time

| Picture  | Vendor Item | GIS Item    | Alternate Item | Vendor      | Item Description 01                   | Item Description 02            | UM | Classification | NS                                  |
|--|-------------|-------------|----------------|-------------|---------------------------------------|--------------------------------|----|----------------|-------------------------------------|
|    | 1011357-154 | 1011357-154 |                | Ice-O-Matic | BREAKER                               | FOR GEMD270A                   | EA | PART           | <input type="checkbox"/>            |
|    | 1011357-157 | 1011357-157 |                | Ice-O-Matic | CONDENSER TEMP SENSOR                 | FOR GEMD270A / ICEU070A        | EA | PART           | <input type="checkbox"/>            |
|    | 1011357-158 | 1011357-158 | 1011357-71     | Ice-O-Matic | ICE LEVEL CONTROL, FOR GEMD270A (OBS) | * REPLACED BY OEM # 1011357-71 | EA | PART           | <input type="checkbox"/>            |
|    | 1011357-164 | 1011357-164 |                | Ice-O-Matic | COMPRESSOR, B SERIES                  | FOR GEMD270A                   | EA | Compressor     | <input type="checkbox"/>            |
|    | 1011357-169 |             |                | Ice-O-Matic | FAN MOTOR BRACKET                     | FOR GEMD270A                   | EA | PART           | <input checked="" type="checkbox"/> |
|    | 1011357-174 | 1011357-174 |                | Ice-O-Matic | PC BOARD KIT, RETROFIT KIT            | FOR GEMD270A                   | EA | Control Board  | <input type="checkbox"/>            |
|   | 1011357-33  | 1011357-33  |                | Ice-O-Matic | START RELAY                           | FOR GEMD270A                   | EA | PART           | <input type="checkbox"/>            |
|  | 1011357-35  |             |                | Ice-O-Matic | START CAPACITOR                       | FOR ICEU060                    | EA | PART           | <input checked="" type="checkbox"/> |
|  | 1011357-39  | 1011357-39  |                | Ice-O-Matic | HALL EFFECT SENSOR                    | FOR GEMD270A                   | EA | PART           | <input type="checkbox"/>            |
|  | 1011357-40  | 1011357-40  |                | Ice-O-Matic | EVAPORATOR TEMP SENSOR                | FOR GEMD270A                   | EA | PART           | <input type="checkbox"/>            |

Non-Stocked,  
Lead Time

Non-Stocked,  
Lead Time

| Picture  | Vendor Item | GIS Item   | Alternate Item | Vendor      | Item Description 01          | Item Description 02     | UM | Classification | NS                                  |
|--|-------------|------------|----------------|-------------|------------------------------|-------------------------|----|----------------|-------------------------------------|
|    | 1011357-41  | 1011357-41 |                | Ice-O-Matic | WATER LEVEL SENSOR           | FOR GEMD270A            | EA | PART           | <input type="checkbox"/>            |
|    | 1011357-42  | 1011357-42 |                | Ice-O-Matic | FAN MOTOR                    | FOR GEMD270A / ICEU070A | EA | Motor          | <input type="checkbox"/>            |
|    | 1011357-43  | 1011357-43 |                | Ice-O-Matic | FAN BLADE, 5-PETALS          | FOR GEMD270A            | EA | Fan Blade      | <input type="checkbox"/>            |
|    | 1011357-44  |            |                | Ice-O-Matic | AIR CONDENSER                | FOR GEMD270A            | EA | Condenser      | <input checked="" type="checkbox"/> |
|    | 1011357-46  | 1011357-46 |                | Ice-O-Matic | DISPENSING SENSOR, RX, BLUE  | FOR GEMD270A            | EA | PART           | <input type="checkbox"/>            |
|    | 1011357-47  | 1011357-47 |                | Ice-O-Matic | DISPENSING SENSOR, TX, BLACK | FOR GEMD270A            | EA | PART           | <input type="checkbox"/>            |
|   | 1011357-48  | 1011357-48 |                | Ice-O-Matic | YPC BOARD, 8-PIN PLUG        | FOR GEMD270A            | EA | Control Board  | <input type="checkbox"/>            |
|  | 1011357-49  |            |                | Ice-O-Matic | DRIER                        | FOR GEMD270A            | EA | PART           | <input checked="" type="checkbox"/> |
|  | 1011357-50  | 1011357-50 |                | Ice-O-Matic | CONTACTOR                    | FOR GEMD270A            | EA | PART           | <input type="checkbox"/>            |
|  | 1011357-65  |            |                | Ice-O-Matic | VALVE CAP                    | FOR GEMD270A / ICEU070A | EA | PART           | <input checked="" type="checkbox"/> |

Non-Stocked,  
Lead Time

Non-Stocked,  
Lead Time

Non-Stocked,  
Lead Time

| Picture   | Vendor Item | GIS Item    | Alternate Item | Vendor      | Item Description 01                | Item Description 02            | UM | Classification | NS                                  |
|---|-------------|-------------|----------------|-------------|------------------------------------|--------------------------------|----|----------------|-------------------------------------|
|     | 1011357-67  |             |                | Ice-O-Matic | VALVE BODY                         | FOR GEMD270A / ICEU070A        | EA | PART           | <input checked="" type="checkbox"/> |
|     | 1011357-71  |             |                | Ice-O-Matic | ICE LEVEL CONTROL ASSEMBLY         | FOR GEMD270A                   | EA | PART           | <input checked="" type="checkbox"/> |
|    | 1011357-87  | 1011357-87  |                | Ice-O-Matic | DRAIN FITTING                      | FOR GEMD270A                   | EA | PART           | <input type="checkbox"/>            |
|     | 1011357-91  | 1011357-91  |                | Ice-O-Matic | FLOAT VALVE ASSY                   | FOR GEMD270A                   | EA | PART           | <input type="checkbox"/>            |
|     | 1011357-97  | 1011357-97  |                | Ice-O-Matic | DISPENSE SPOUT                     | FOR GEMD270A                   | EA | PART           | <input type="checkbox"/>            |
|     | 1011380-13  | 1011380-13  | 9151171-01     | Ice-O-Matic | BREAKER COVER, FOR GEM1306/MFI1506 | * REPLACED BY OEM # 9151171-01 | EA | PART           | <input type="checkbox"/>            |
|    | 1011380-16  | 1011380-16  |                | Ice-O-Matic | FLOAT & VALVE (OBS)                | SHOWS (2) IN STOCK.            | EA | PART           | <input type="checkbox"/>            |
|   | 1011380-223 | 1011380-223 | 1051166-01     | Ice-O-Matic | ICE LEVEL SENSOR KIT, FOR GEM/MFI  | * REPLACED BY OEM # 1051166-01 | EA | PART           | <input type="checkbox"/>            |
|  | 1011380-68  | 1011380-68  | 9161140-01     | Ice-O-Matic | DRIVE MOTOR, GEM1306/MFI1506 (OBS) | * REPLACED BY OEM # 9161140-01 | EA | Motor          | <input type="checkbox"/>            |
|   | 1011380-77  |             |                | Ice-O-Matic | FREE VEND SWITCH                   | FOR CD40022/ CD40030 / CD40130 | EA | PART           | <input checked="" type="checkbox"/> |

Non-Stocked, Lead Time

Non-Stocked, Lead Time

Non-Stocked, Lead Time




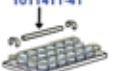


















| Picture   | Vendor Item | GIS Item   | Alternate Item | Vendor      | Item Description 01                    | Item Description 02             | UM | Classification | NS                                  |
|---|-------------|------------|----------------|-------------|--|---------------------------------|----|----------------|-------------------------------------|
|    | 1011380-82  | 1011380-82 | 9051635-01     | Ice-O-Matic | O-RING, FOR GEM/MFI MODELS (OBS)       | * REPLACED BY OEM # 9051635-01  | EA | O-Ring         | <input type="checkbox"/>            |
|    | 1011380-85  | 1011380-85 | 9051611-01     | Ice-O-Matic | WATER SHED, GEM1306/MFI1506 (OBS)      | * REPLACED BY OEM # 9051611-01  | EA | PART           | <input type="checkbox"/>            |
|    | 1011382-01  | 1011382-01 | 1051221-01A    | Ice-O-Matic | BREAKER, FOR MFI1506/GEM1306 (OBS)     | * REPLACED BY OEM # 1051221-01A | EA | PART           | <input type="checkbox"/>            |
|    | 1011382-04  |            | 9051637-01     | Ice-O-Matic | O-RING, BREAKER (SEE OEM # 9051637-01) | FOR MFI0500/0800/1506/2306 /    | EA | O-Ring         | <input checked="" type="checkbox"/> |
|    | 1011411-22  | 1011411-22 |                | Ice-O-Matic | FRONT PANEL                            | FOR ICEU070A                    | EA | PART           | <input type="checkbox"/>            |
|    | 1011411-27  | 1011411-27 |                | Ice-O-Matic | AIR FILTER                             | FOR ICEU070A                    | EA | Air Filter     | <input type="checkbox"/>            |
|   | 1011411-29  | 1011411-29 |                | Ice-O-Matic | LEG SET, BLACK, PLASTIC                | FOR ICEU070A                    | EA | Leg Set        | <input type="checkbox"/>            |
|  | 1011411-30  | 1011411-30 |                | Ice-O-Matic | COMPRESSOR, EMBRACO BRAND              | FOR ICEU070A                    | EA | Compressor     | <input type="checkbox"/>            |
|  | 1011411-31  |            |                | Ice-O-Matic | START CAPACITOR (EMBRACO)              | FOR ICEU070A                    | EA | PART           | <input checked="" type="checkbox"/> |
|  | 1011411-36  |            |                | Ice-O-Matic | CAP                                    | FOR ICEU070A                    | EA | PART           | <input checked="" type="checkbox"/> |

Non-Stocked,  
Lead Time

Non-Stocked,  
Lead Time

Non-Stocked,  
Lead Time

| Picture   | Vendor Item | GIS Item   | Alternate Item | Vendor      | Item Description 01             | Item Description 02 | UM | Classification | NS                                  |                        |
|---|-------------|------------|----------------|-------------|---------------------------------|---------------------|----|----------------|-------------------------------------|------------------------|
|    | 1011411-38  |            |                | Ice-O-Matic | FAN BLADE, 5-PETALS             | FOR ICEU070A        | EA | Fan Blade      | <input checked="" type="checkbox"/> | Non-Stocked, Lead Time |
|     | 1011411-39  |            |                | Ice-O-Matic | EVAPORATOR ASSEMBLY             | FOR ICEU070A        | EA | Evaporator     | <input checked="" type="checkbox"/> | Non-Stocked, Lead Time |
|    | 1011411-40  |            |                | Ice-O-Matic | SUCTION LINE ASSEMBLY (INCLUDES | FOR ICEU070A        | EA | PART           | <input checked="" type="checkbox"/> | Non-Stocked, Lead Time |
|     | 1011411-41  |            |                | Ice-O-Matic | BULB HOLDER                     | FOR ICEU070A        | EA | PART           | <input checked="" type="checkbox"/> | Non-Stocked, Lead Time |
|    | 1011411-42  |            |                | Ice-O-Matic | FLOW CONTROL DISC               | FOR ICEU070A        | EA | PART           | <input checked="" type="checkbox"/> | Non-Stocked, Lead Time |
|    | 1011411-43  |            |                | Ice-O-Matic | TUBE, PVS, PER METER            | FOR ICEU070A        | EA | PART           | <input checked="" type="checkbox"/> | Non-Stocked, Lead Time |
|    | 1011411-44  |            |                | Ice-O-Matic | WATER INLET ELBOW ASSEMBLY      | FOR ICEU070A        | EA | PART           | <input checked="" type="checkbox"/> | Non-Stocked, Lead Time |
|  | 1011411-45  |            |                | Ice-O-Matic | O-RING                          | FOR ICEU070A        | EA | O-Ring         | <input checked="" type="checkbox"/> | Non-Stocked, Lead Time |
|  | 1011411-46  |            |                | Ice-O-Matic | METAL BRACKET, WATER PUMP       | FOR ICEU070A        | EA | PART           | <input checked="" type="checkbox"/> | Non-Stocked, Lead Time |
|  | 1011411-47  | 1011411-47 |                | Ice-O-Matic | TUBE, PUMP TO SPRAY SYSTEM      | FOR ICEU070A        | EA | PART           | <input type="checkbox"/>            |                        |

| Picture  | Vendor Item | GIS Item   | Alternate Item | Vendor      | Item Description 01          | Item Description 02 | UM | Classification | NS                                  |                        |
|--|-------------|------------|----------------|-------------|------------------------------|---------------------|----|----------------|-------------------------------------|------------------------|
|    | 1011411-48  |            |                | Ice-O-Matic | SPRAY SYSTEM ASSEMBLY        | FOR ICEU070A        | EA | PART           | <input checked="" type="checkbox"/> | Non-Stocked, Lead Time |
|    | 1011411-49  |            |                | Ice-O-Matic | PLASTIC PLUG                 | FOR ICEU070A        | EA | PART           | <input checked="" type="checkbox"/> | Non-Stocked, Lead Time |
|    | 1011411-50  |            |                | Ice-O-Matic | PLASTIC PLUG                 | FOR ICEU070A        | EA | PART           | <input checked="" type="checkbox"/> | Non-Stocked, Lead Time |
|    | 1011411-51  |            |                | Ice-O-Matic | SPRAY COVER KIT              | FOR ICEU070A        | EA | PART           | <input checked="" type="checkbox"/> | Non-Stocked, Lead Time |
|    | 1011411-52  |            |                | Ice-O-Matic | TUBE                         | FOR ICEU070A        | EA | PART           | <input checked="" type="checkbox"/> | Non-Stocked, Lead Time |
|    | 1011411-53  |            |                | Ice-O-Matic | BIN DRAIN, NIPPLE            | FOR ICEU070A        | EA | PART           | <input checked="" type="checkbox"/> | Non-Stocked, Lead Time |
|    | 1011411-54  |            |                | Ice-O-Matic | SPRAY SYSTEM SEAT            | FOR ICEU070A        | EA | PART           | <input checked="" type="checkbox"/> | Non-Stocked, Lead Time |
|  | 1011411-55  | 1011411-55 |                | Ice-O-Matic | O-RING                       | FOR ICEU070A        | EA | O-Ring         | <input type="checkbox"/>            |                        |
|  | 1011411-56  | 1011411-56 |                | Ice-O-Matic | WARNING LIGHT - RESET BUTTON | FOR ICEU070A        | EA | PART           | <input type="checkbox"/>            |                        |
|  | 1011411-57  | 1011411-57 |                | Ice-O-Matic | MASTER LIGHTED SWITCH        | FOR ICEU070A        | EA | PART           | <input type="checkbox"/>            |                        |

| Picture   | Vendor Item | GIS Item   | Alternate Item | Vendor      | Item Description 01                  | Item Description 02             | UM | Classification | NS                                  |
|---|-------------|------------|----------------|-------------|--------------------------------------|---------------------------------|----|----------------|-------------------------------------|
|    | 1011411-58  | 1011411-58 |                | Ice-O-Matic | SWITCH                               | FOR ICEU070A                    | EA | PART           | <input type="checkbox"/>            |
|    | 1011411-59  | 1011411-59 |                | Ice-O-Matic | BIN THERMOSTAT                       | FOR ICEU070A                    | EA | Bin Thermostat | <input type="checkbox"/>            |
|    | 1011411-60  |            |                | Ice-O-Matic | COVER, CONTROL BOX                   | FOR ICEU070A                    | EA | PART           | <input checked="" type="checkbox"/> |
|    | 1011411-61  |            |                | Ice-O-Matic | METAL CONTROL BOX                    | FOR ICEU070A                    | EA | PART           | <input checked="" type="checkbox"/> |
|    | 1011411-62  | 1011411-62 |                | Ice-O-Matic | PC BOARD                             | FOR ICEU070A                    | EA | Control Board  | <input type="checkbox"/>            |
|    | 1011411-63  | 1011411-63 | 1011357-157    | Ice-O-Matic | CONDENSER SENSOR, FOR ICEU070A (OBS) | * REPLACED BY OEM # 1011357-157 | EA | PART           | <input type="checkbox"/>            |
|   | 1011411-64  |            |                | Ice-O-Matic | WATER INLET ADAPTER                  | FOR ICEU070A                    | EA | PART           | <input checked="" type="checkbox"/> |
|  | 1011411-65  |            |                | Ice-O-Matic | O-RING, WATER INLET ADAPTER          | FOR ICEU070A                    | EA | O-Ring         | <input checked="" type="checkbox"/> |
|  | 1011411-66  | 1011411-66 |                | Ice-O-Matic | LEG SOCKET                           | FOR ICEU070A                    | EA | PART           | <input type="checkbox"/>            |
|  | 1011411-68  |            |                | Ice-O-Matic | OVERLOAD AND RELAY                   | FOR ICEU070A                    | EA | PART           | <input checked="" type="checkbox"/> |

Non-Stocked, Lead Time

Non-Stocked, Lead Time

Non-Stocked, Lead Time











Non-Stocked, Lead Time







Non-Stocked, Lead Time

| Picture   | Vendor Item | GIS Item    | Alternate Item | Vendor      | Item Description 01                      | Item Description 02                   | UM | Classification        | NS                                  |
|---|-------------|-------------|----------------|-------------|--|---------------------------------------|----|-----------------------|-------------------------------------|
|     | 1011411-70  | 1011411-70  |                | Ice-O-Matic | CONDENSER TEMP SENSOR                    | FOR ICEU070A                          | EA | PART                  | <input type="checkbox"/>            |
|     | 1011411-87  | 1011411-87  |                | Ice-O-Matic | UCG SHORT LEG SET 2.1 TO 2.5" ADJUSTABLE | (SET OF FOUR (4)), FOR ALL UCG MODELS | EA | Leg Set               | <input type="checkbox"/>            |
|    | 1011411-88  | 1011411-88  |                | Ice-O-Matic | ICE MACHINE CLEANER, 16 OZ, NICKEL-SAFE  | FOOD-GRADE                            | EA | Accessory (Ice Maker) | <input type="checkbox"/>            |
|    | 1011447-12  |             |                | Ice-O-Matic | DOOR SUPPORT (FOR RIGHT OR LEFT SIDE)    | FOR GEMU090                           | EA | PART                  | <input checked="" type="checkbox"/> |
|     | 1011447-122 | 1011447-122 |                | Ice-O-Matic | Y WATER SENSOR                           | FOR GEMD520A / GEMD540A / GEMS790A    | EA | PART                  | <input type="checkbox"/>            |
|     | 1011447-168 | 1011447-168 |                | Ice-O-Matic | ICE LEVEL SENSOR KIT                     | FOR GEMD520A / GEMD540A               | EA | PART                  | <input type="checkbox"/>            |
|    | 1011447-17  | 1011447-17  |                | Ice-O-Matic | FLOAT & RESEVOIR                         | FOR GEMD520A / GEMD540A               | EA | PART                  | <input type="checkbox"/>            |
|  | 1011447-55  | 1011447-55  |                | Ice-O-Matic | AGITATOR MOTOR                           | FOR GEMD520A / GEMD540A               | EA | Motor                 | <input type="checkbox"/>            |
|   | 1011447-90  | 1011447-90  |                | Ice-O-Matic | FAN MOTOR, 115V                          | FOR GEMD520A / GEMD540A               | EA | Motor                 | <input type="checkbox"/>            |
|   | 1011448-01  |             |                | Ice-O-Matic | DOOR HANDLE                              | FOR GEMU090                           | EA | PART                  | <input checked="" type="checkbox"/> |

Non-Stocked,  
Lead Time



Non-Stocked,  
Lead Time

| Picture  | Vendor Item | GIS Item   | Alternate Item | Vendor      | Item Description 01    | Item Description 02 | UM | Classification | NS   |
|--|-------------|------------|----------------|-------------|------------------------|---------------------|----|----------------|--|
|    | 1011448-02  | 1011448-02 |                | Ice-O-Matic | DOOR PANEL             | FOR GEMU090         | EA | PART           | <input type="checkbox"/>                                   |
|    | 1011448-03  |            |                | Ice-O-Matic | INSULATION, UPPER      | FOR GEMU090         | EA | PART           | <input checked="" type="checkbox"/> Non-Stocked, Lead Time |
|    | 1011448-04  |            |                | Ice-O-Matic | DOOR MAGNET            | FOR GEMU090         | EA | PART           | <input checked="" type="checkbox"/> Non-Stocked, Lead Time |
|    | 1011448-05  |            |                | Ice-O-Matic | INSULATION, LOWER      | FOR GEMU090         | EA | PART           | <input checked="" type="checkbox"/> Non-Stocked, Lead Time |
|    | 1011448-06  | 1011448-06 |                | Ice-O-Matic | DOOR GASKET            | FOR GEMU090         | EA | PART           | <input type="checkbox"/>                                   |
|    | 1011448-07  |            |                | Ice-O-Matic | DOOR LINER             | FOR GEMU090         | EA | PART           | <input checked="" type="checkbox"/> Non-Stocked, Lead Time |
|   | 1011448-08  |            |                | Ice-O-Matic | DOOR BOTTOM            | FOR GEMU090         | EA | PART           | <input checked="" type="checkbox"/> Non-Stocked, Lead Time |
|  | 1011448-09  |            |                | Ice-O-Matic | SCREW, FOR DOOR HANDLE | FOR GEMU090         | EA | Hardware       | <input checked="" type="checkbox"/> Non-Stocked, Lead Time |
|  | 1011448-10  |            |                | Ice-O-Matic | BRACKET, DOOR HANDLE   | FOR GEMU090         | EA | PART           | <input checked="" type="checkbox"/> Non-Stocked, Lead Time |
|  | 1011448-102 |            |                | Ice-O-Matic | ADAPTER                | FOR GEMU090         | EA | PART           | <input checked="" type="checkbox"/> Non-Stocked, Lead Time |

| Picture   | Vendor Item | GIS Item    | Alternate Item | Vendor      | Item Description 01                 | Item Description 02         | UM | Classification | NS                                  |
|---|-------------|-------------|----------------|-------------|-------------------------------------|-----------------------------|----|----------------|-------------------------------------|
|    | 1011448-103 | 1011448-103 |                | Ice-O-Matic | AUGER                               | FOR GEMU090                 | EA | PART           | <input type="checkbox"/>            |
|     | 1011448-106 | 1011448-106 |                | Ice-O-Matic | ICE LEVEL SENSOR                    | FOR GEMU090                 | EA | PART           | <input type="checkbox"/>            |
|    | 1011448-107 | 1011448-107 |                | Ice-O-Matic | TRANSFORMER                         | FOR GEMU090 / HISU050/70/90 | EA | Transformer    | <input type="checkbox"/>            |
|     | 1011448-108 | 1011448-108 |                | Ice-O-Matic | CONTROL PANEL                       | FOR GEMU090                 | EA | PART           | <input type="checkbox"/>            |
|     | 1011448-109 | 1011448-109 |                | Ice-O-Matic | CIRCUIT BOARD                       | FOR GEMU090                 | EA | Control Board  | <input type="checkbox"/>            |
|    | 1011448-111 |             |                | Ice-O-Matic | BUSHING, DOOR HINGE, BOTTOM AND TOP | FOR GEMU090                 | EA | PART           | <input checked="" type="checkbox"/> |
|   | 1011448-114 | 1011448-114 |                | Ice-O-Matic | HINGE, RIGHT BOTTOM                 | FOR GEMU090                 | EA | PART           | <input type="checkbox"/>            |
|  | 1011448-115 |             |                | Ice-O-Matic | DRIER                               | FOR GEMU090                 | EA | PART           | <input checked="" type="checkbox"/> |
|   | 1011448-116 | 1011448-116 |                | Ice-O-Matic | FLOAT ASSEMBLY                      | FOR GEMU090                 | EA | PART           | <input type="checkbox"/>            |
|  | 1011448-117 | 1011448-117 |                | Ice-O-Matic | PIN, HINGE                          | FOR GEMU090                 | EA | Hardware       | <input type="checkbox"/>            |

Non-Stocked,  
Lead Time

Non-Stocked,  
Lead Time

| Picture  | Vendor Item | GIS Item    | Alternate Item | Vendor      | Item Description 01        | Item Description 02 | UM | Classification | NS                                  |
|--|-------------|-------------|----------------|-------------|----------------------------|---------------------|----|----------------|-------------------------------------|
|    | 1011448-125 | 1011448-125 |                | Ice-O-Matic | CONTROL BOX,<br>BLACK      | FOR GEMU090         | EA | PART           | <input type="checkbox"/>            |
|    | 1011448-13  |             |                | Ice-O-Matic | DOOR SUPPORT,<br>CENTER    | FOR GEMU090         | EA | PART           | <input checked="" type="checkbox"/> |
|   | 1011448-14  | 1011448-14  |                | Ice-O-Matic | DOOR ASSEMBLY,<br>COMPLETE | FOR GEMU090         | EA | PART           | <input type="checkbox"/>            |
|    | 1011448-17  | 1011448-17  |                | Ice-O-Matic | GASKET, TOP PANEL          | FOR GEMU090         | EA | PART           | <input type="checkbox"/>            |
|    | 1011448-33  | 1011448-33  |                | Ice-O-Matic | TOP PANEL ONLY             | FOR GEMU090         | EA | PART           | <input type="checkbox"/>            |
|    | 1011448-35  |             |                | Ice-O-Matic | SCREW, 5/16-18             | FOR GEMU090         | EA | Hardware       | <input checked="" type="checkbox"/> |
|   | 1011448-36  | 1011448-36  |                | Ice-O-Matic | ICE SWEEP                  | FOR GEMU090         | EA | PART           | <input type="checkbox"/>            |
|  | 1011448-37  |             |                | Ice-O-Matic | CHUTE                      | FOR GEMU090         | EA | PART           | <input checked="" type="checkbox"/> |
|  | 1011448-38  |             |                | Ice-O-Matic | SCREW                      | FOR GEMU090         | EA | Hardware       | <input checked="" type="checkbox"/> |
|  | 1011448-39  |             |                | Ice-O-Matic | GROMMET                    | FOR GEMU090         | EA | PART           | <input checked="" type="checkbox"/> |

Non-Stocked,  
Lead Time






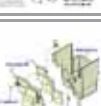

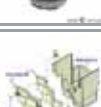

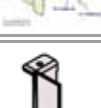
Non-Stocked,  
Lead Time

Non-Stocked,  
Lead Time

Non-Stocked,  
Lead Time

Non-Stocked,  
Lead Time



| Picture   | Vendor Item | GIS Item   | Alternate Item | Vendor      | Item Description 01   | Item Description 02 | UM | Classification | NS                                  |                           |
|---|-------------|------------|----------------|-------------|-----------------------|---------------------|----|----------------|-------------------------------------|---------------------------|
|    | 1011448-40  |            |                | Ice-O-Matic | FLANGED BUSHING       | FOR GEMU090         | EA | PART           | <input checked="" type="checkbox"/> | Non-Stocked,<br>Lead Time |
|    | 1011448-41  |            |                | Ice-O-Matic | CAP SCREW             | FOR GEMU090         | EA | Hardware       | <input checked="" type="checkbox"/> | Non-Stocked,<br>Lead Time |
|    | 1011448-42  |            |                | Ice-O-Matic | VIBRATION GROMMET     | FOR GEMU090         | EA | PART           | <input checked="" type="checkbox"/> | Non-Stocked,<br>Lead Time |
|    | 1011448-43  |            |                | Ice-O-Matic | WASHER                | FOR GEMU090         | EA | Hardware       | <input checked="" type="checkbox"/> | Non-Stocked,<br>Lead Time |
|    | 1011448-44  |            |                | Ice-O-Matic | MOUNTING PLATE ONLY   | FOR GEMU090         | EA | PART           | <input checked="" type="checkbox"/> | Non-Stocked,<br>Lead Time |
|    | 1011448-45  |            |                | Ice-O-Matic | DRAIN                 | FOR GEMU090         | EA | PART           | <input checked="" type="checkbox"/> | Non-Stocked,<br>Lead Time |
|    | 1011448-46  | 1011448-46 |                | Ice-O-Matic | DRAIN PLUG (OBS)      | FOR GEMU090         | EA | PART           | <input type="checkbox"/>            |                           |
|  | 1011448-47  |            |                | Ice-O-Matic | THUMB SCREW           | FOR GEMU090         | EA | Hardware       | <input checked="" type="checkbox"/> | Non-Stocked,<br>Lead Time |
|  | 1011448-48  |            |                | Ice-O-Matic | COVER                 | FOR GEMU090         | EA | PART           | <input checked="" type="checkbox"/> | Non-Stocked,<br>Lead Time |
|  | 1011448-49  |            |                | Ice-O-Matic | SUPPORT BRACKET, LEFT | FOR GEMU090         | EA | PART           | <input checked="" type="checkbox"/> | Non-Stocked,<br>Lead Time |

| Picture  | Vendor Item | GIS Item   | Alternate Item | Vendor      | Item Description 01                     | Item Description 02 | UM | Classification        | NS                                  |
|--|-------------|------------|----------------|-------------|---|---------------------|----|-----------------------|-------------------------------------|
|    | 1011448-50  | 1011448-50 |                | Ice-O-Matic | SUPPORT BRACKET, RIGHT                  | FOR GEMU090         | EA | PART                  | <input type="checkbox"/>            |
|    | 1011448-54  |            |                | Ice-O-Matic | RESERVOIR MOUNTING BRACKET              | FOR GEMU090         | EA | PART                  | <input checked="" type="checkbox"/> |
|    | 1011448-55  | 1011448-55 |                | Ice-O-Matic | WATER LEVEL SENSOR                      | FOR GEMU090         | EA | PART                  | <input type="checkbox"/>            |
|    | 1011448-56  | 1011448-56 |                | Ice-O-Matic | WATER SENSOR HARNESS                    | FOR GEMU090         | EA | Wire Harness          | <input type="checkbox"/>            |
|    | 1011448-57  | 1011448-57 |                | Ice-O-Matic | WATER FLOAT & TANK                      | FOR GEMU090         | EA | PART                  | <input type="checkbox"/>            |
|    | 1011448-59  | 1011448-59 |                | Ice-O-Matic | ICE MACHINE CLEANER, SCALE REMOVER      | FOR GEMU090         | EA | Accessory (Ice Maker) | <input type="checkbox"/>            |
|   | 1011448-61  | 1011448-61 |                | Ice-O-Matic | CAP TUBE ASSY, SUCTION LINE W/ CAP TUBE | FOR GEMU090         | EA | PART                  | <input type="checkbox"/>            |
|  | 1011448-62  | 1011448-62 |                | Ice-O-Matic | EVAPORATOR BARREL ONLY                  | FOR GEMU090         | EA | Evaporator            | <input type="checkbox"/>            |
|  | 1011448-63  | 1011448-63 |                | Ice-O-Matic | COMPRESSOR KIT                          | FOR GEMU090         | EA | Compressor            | <input type="checkbox"/>            |
|  | 1011448-64  |            |                | Ice-O-Matic | OVERLOAD                                | FOR GEMU090         | EA | PART                  | <input checked="" type="checkbox"/> |

Non-Stocked,  
Lead Time

Non-Stocked,  
Lead Time

| Picture  | Vendor Item | GIS Item   | Alternate Item | Vendor      | Item Description 01      | Item Description 02             | UM | Classification | NS                                  |
|--|-------------|------------|----------------|-------------|--------------------------|---------------------------------|----|----------------|-------------------------------------|
|    | 1011448-65  |            |                | Ice-O-Matic | RELAY                    | FOR GEMU090                     | EA | PART           | <input checked="" type="checkbox"/> |
|    | 1011448-66  |            |                | Ice-O-Matic | CONDENSER                | FOR GEMU090 / HISU050 / HISU070 | EA | Condenser      | <input checked="" type="checkbox"/> |
|    | 1011448-75  | 1011448-75 |                | Ice-O-Matic | FAN MOTOR                | FOR GEMU090 / HISU050 / HISU070 | EA | Motor          | <input type="checkbox"/>            |
|    | 1011448-76  | 1011448-76 |                | Ice-O-Matic | FAN BLADE                | FOR GEMU090 / HISU050 / HISU070 | EA | Fan Blade      | <input type="checkbox"/>            |
|    | 1011448-89  | 1011448-89 |                | Ice-O-Matic | PRESSURE SWITCH          | FOR GEMU090                     | EA | PART           | <input type="checkbox"/>            |
|    | 1011448-93  | 1011448-93 |                | Ice-O-Matic | BREAKER W/<br>BEARING    | FOR GEMU090                     | EA | PART           | <input type="checkbox"/>            |
|   | 1011448-94  | 1011448-94 |                | Ice-O-Matic | UPPER BEARING            | FOR GEMU090                     | EA | PART           | <input type="checkbox"/>            |
|  | 1011448-95  | 1011448-95 |                | Ice-O-Matic | WATER SEAL               | FOR GEMU090 / GEMD270A          | EA | PART           | <input type="checkbox"/>            |
|  | 1011448-96  |            |                | Ice-O-Matic | WATER SHED               | FOR GEMU090                     | EA | PART           | <input checked="" type="checkbox"/> |
|  | 1011448-97  |            |                | Ice-O-Matic | GEAR REDUCER<br>COMPLETE | FOR GEMU090                     | EA | Motor          | <input checked="" type="checkbox"/> |

Non-Stocked,  
Lead Time

Non-Stocked,  
Lead Time







Non-Stocked,  
Lead Time










Non-Stocked,  
Lead Time

| Picture  | Vendor Item | GIS Item    | Alternate Item | Vendor      | Item Description 01         | Item Description 02                   | UM | Classification | NS                                  |
|--|-------------|-------------|----------------|-------------|-----------------------------|---------------------------------------|----|----------------|-------------------------------------|
|   | 1011448-98  | 1011448-98  |                | Ice-O-Matic | GEARCASE AND MOTOR ASSEMBLY | FOR GEMU090                           | EA | Motor          | <input type="checkbox"/>            |
|    | 1011514-25  |             |                | Ice-O-Matic | FAN MOTOR                   | FOR HISU090FA                         | EA | Motor          | <input checked="" type="checkbox"/> |
|    | 1011514-27  | 1011514-27  |                | Ice-O-Matic | FAN MOTOR, 230V             | FOR HISU096FA                         | EA | Motor          | <input type="checkbox"/>            |
|    | 1011514-38  | 1011514-38  |                | Ice-O-Matic | EVAPORATOR                  | FOR ALL HISU MODELS                   | EA | Evaporator     | <input type="checkbox"/>            |
|    | 1011514-39  | 1011514-39  |                | Ice-O-Matic | HOT GAS VALVE               | FOR HISU050FA / HISU070FA / HISU090FA | EA | Hot Gas Valve  | <input type="checkbox"/>            |
|   | 1011514-42  | 1011514-42  |                | Ice-O-Matic | FAN MOTOR PRESSURE SWITCH   | FOR HISU050FA / HISU070FA / HISU090FA | EA | PART           | <input type="checkbox"/>            |
|   | 1011514-470 | 1011514-470 |                | Ice-O-Matic | COMPRESSOR KIT              | FOR HISU050FA                         | EA | Compressor     | <input type="checkbox"/>            |
|  | 1011514-490 | 1011514-490 |                | Ice-O-Matic | COMPRESSOR KIT (OBS)        | FOR HISU070FA                         | EA | Compressor     | <input type="checkbox"/>            |
|  | 1011514-520 | 1011514-520 |                | Ice-O-Matic | COMPRESSOR KIT              | FOR HISU090FA                         | EA | Compressor     | <input type="checkbox"/>            |
|  | 1011514-56  | 1011514-56  |                | Ice-O-Matic | CURTAIN                     | FOR ALL HISU MODELS                   | EA | PART           | <input type="checkbox"/>            |

Non-Stocked,  
Lead Time

| Picture  | Vendor Item | GIS Item   | Alternate Item | Vendor      | Item Description 01                        | Item Description 02                          | UM | Classification        | NS                       |
|--|-------------|------------|----------------|-------------|--|--|----|-----------------------|--------------------------|
|    | 1011514-63  | 1011514-63 |                | Ice-O-Matic | THERMISTOR                                 | FOR HISU050FA / HISU070FA / HISU090FA        | EA | PART                  | <input type="checkbox"/> |
|   | 1011514-77  | 1011514-77 |                | Ice-O-Matic | THERMOSTAT                                 | FOR HISU050FA / HISU070FA / HISU090FA        | EA | PART                  | <input type="checkbox"/> |
|    | 1011514-79  | 1011514-79 |                | Ice-O-Matic | CONTROLLER, CIRCUIT BOARD                  | FOR HISU050FA / HISU070FA / HISU090FA        | EA | Control Board         | <input type="checkbox"/> |
|    | 1011514-90  | 1011514-90 |                | Ice-O-Matic | WATER INLET VALVE                          | FOR HISU050FA / HISU070FA / HISU090FA        | EA | Water Valve           | <input type="checkbox"/> |
|    | 1011515-14  | 1011515-14 |                | Ice-O-Matic | BIN LEG SET 6" (2019), BLACK, PLASTIC      | SET OF 4, FOR B25PP                          | EA | Leg Set               | <input type="checkbox"/> |
|    | 1011518-10  | 1011518-10 |                | Ice-O-Matic | BIN DOORS (INSPECTION WINDOWS)             | FOR B1000-48/B1300-48/B1325-                 | EA | PART                  | <input type="checkbox"/> |
|   | 1011520-11  | 1011520-11 |                | Ice-O-Matic | BIN KIT FOR (2) 30" CIM, (2)MFI OR (2) GEM | ON 60" UPRIGHT BINS (FOLLETT)                | EA | Adapter Kit, Icemaker | <input type="checkbox"/> |
|  | 1051011-01  | 1051111-01 |                | Ice-O-Matic | FLAKER REBUILD KIT, 3" EVAPORATOR          | FOR EMF1106 / MF1008 / MF2006                | EA | PART                  | <input type="checkbox"/> |
|  | 1051020-02  | 1051020-02 |                | Ice-O-Matic | THERMOSTATIC BIN CONTROL KIT               | (USED W/ 30" ICE SERIES). FOR IOD150/200/250 | EA | Bin Thermostat        | <input type="checkbox"/> |
|  | 1051039-01  | 1051039-01 |                | Ice-O-Matic | ROLLER BEARING, UPPER, 3"                  | FOR MF1006 / MF2006 / HD650/750              | EA | PART                  | <input type="checkbox"/> |


| Picture  | Vendor Item | GIS Item   | Alternate Item | Vendor      | Item Description 01                | Item Description 02                | UM | Classification | NS                       |
|--|-------------|------------|----------------|-------------|------------------------------------|------------------------------------|----|----------------|--------------------------|
|    | 1051039-02  | 1051039-02 |                | Ice-O-Matic | ROLLER BEARING 2 1/4"              | FOR MF400 / MF700 / EFD550 / FD550 | EA | PART           | <input type="checkbox"/> |
|    | 1051042-01  | 1051042-01 |                | Ice-O-Matic | ICE DEFLECTOR KIT (OBS)            | SHOWS (2) IN STOCK.                | EA | PART           | <input type="checkbox"/> |
|    | 1051065-01  | 1051065-01 |                | Ice-O-Matic | BIN CONTROL KIT - CD210 (OBS)      | SHOWS (1) IN STOCK.                | EA | PART           | <input type="checkbox"/> |
|    | 1051075-01  | 271-1716   |                | Ice-O-Matic | POTENTIOMETER (OBS)                | SHOWS (15) IN STOCK.               | EA | PART           | <input type="checkbox"/> |
|    | 1051081-01  | 9041069-02 |                | Ice-O-Matic | HOT GAS VALVE (OBS)                | SHOWS (3) IN STOCK.                | EA | Hot Gas Valve  | <input type="checkbox"/> |
|    | 1051082-01  | 9041069-01 |                | Ice-O-Matic | HOT GAS VALVE GC (OBS)             | SHOWS (2) IN STOCK.                | EA | Hot Gas Valve  | <input type="checkbox"/> |
|   | 1051103-01  | 1051103-01 |                | Ice-O-Matic | COMPRESSOR, EC1406-B1 (OBS)        | SHOWS (1) IN STOCK.                | EA | Compressor     | <input type="checkbox"/> |
|  | 1051111-01  | 1051111-01 | 1051011-01     | Ice-O-Matic | KIT, FLAKER REBUILD, 3" EVAPORATOR | FOR EMF1106 / MF1008 /MF2006       | EA | PART           | <input type="checkbox"/> |
|  | 1051111-02  | 1051111-02 |                | Ice-O-Matic | KIT, FLAKER REBUILD                | FOR EF250 / EF450 / EF800          | EA | PART           | <input type="checkbox"/> |
|  | 1051134-01  | 1051134-01 |                | Ice-O-Matic | THERMOSTATIC BIN CONTROL KIT       | FOR IOD150/200/250 / IOD16022      | EA | Bin Thermostat | <input type="checkbox"/> |

| Picture   | Vendor Item | GIS Item   | Alternate Item | Vendor      | Item Description 01                | Item Description 02        | UM | Classification | NS                                  |
|---|-------------|------------|----------------|-------------|------------------------------------|----------------------------|----|----------------|-------------------------------------|
|    | 1051137-01  | 1051137-01 |                | Ice-O-Matic | LAC REMOVAL KIT                    | FOR VRC1001B / VRC1061B    | EA | PART           | <input type="checkbox"/>            |
|    | 1051138-01  | 1051138-01 |                | Ice-O-Matic | LAC INSTALLATION KIT               | FOR VRC1001B / VRC1061B    | EA | PART           | <input type="checkbox"/>            |
|    | 1051139-01  | 1051139-01 |                | Ice-O-Matic | LAC REMOVAL KIT                    | FOR VRC2061                | EA | PART           | <input type="checkbox"/>            |
|    | 1051154-01  | 1051154-01 |                | Ice-O-Matic | BIN DEFLECTOR BRACKET, 48"         |                            | EA | PART           | <input type="checkbox"/>            |
|    | 1051160-01  |            |                | Ice-O-Matic | ICE DEFLECTOR KIT, BIN CONTROL KIT | FOR ICE1506HT              | EA | PART           | <input checked="" type="checkbox"/> |
|    | 1051166-01  | 1051166-01 |                | Ice-O-Matic | BIN CONTROL ASSEMBLY, SET OF 2     | FOR ALL GEM / MFI MODELS   | EA | PART           | <input type="checkbox"/>            |
|   | 1051175-01  | 1051175-01 |                | Ice-O-Matic | COMPRESSOR KIT                     | FOR GEM650A-W / MFI0800A-W | EA | Compressor     | <input type="checkbox"/>            |
|  | 1051185-01  | 1051185-01 |                | Ice-O-Matic | BIN THERMOSTAT KIT                 | FOR ICEU150 / ICEU220      | EA | Bin Thermostat | <input type="checkbox"/>            |
|  | 1051187-01  | 1051187-01 |                | Ice-O-Matic | COMPRESSOR KIT                     | FOR GEM0956 / MFI1256      | EA | Compressor     | <input type="checkbox"/>            |
|  | 1051189-01  | 1051189-01 |                | Ice-O-Matic | COMPRESSOR KIT                     | FOR ICE0606 V4             | EA | Compressor     | <input type="checkbox"/>            |

Non-Stocked,  
Lead Time

| Picture  | Vendor Item | GIS Item    | Alternate Item | Vendor      | Item Description 01                         | Item Description 02                 | UM | Classification      | NS                       |
|--|-------------|-------------|----------------|-------------|---|-------------------------------------|----|---------------------|--------------------------|
|    | 1051208-01  | 1051208-01  |                | Ice-O-Matic | PURGE SWITCH KIT (ROCKER)                   | FOR ALL ICEU AND ICE SERIES         | EA | PART                | <input type="checkbox"/> |
|    | 1051209-01  | 1051209-01  |                | Ice-O-Matic | FAN MOTOR KIT, 115V                         | FOR ICE0250 / ICE0450 / ICE0500     | EA | Motor               | <input type="checkbox"/> |
|    | 1051209-03  | 1051209-03  |                | Ice-O-Matic | FAN MOTOR KIT, 230V/60HZ                    | FOR ICE0406/0606/0806/1006-7/1406-7 | EA | Motor               | <input type="checkbox"/> |
|    | 1051209-04  | 1051209-04  |                | Ice-O-Matic | FAN MOTOR KIT, 115V/60HZ                    | FOR ICE0320                         | EA | Motor               | <input type="checkbox"/> |
|    | 1051210-01A | 1051210-01A | 1051210-01B    | Ice-O-Matic | PROBE ASSY HAR 115V 160DEG (OBS)            | * REPLACED BY OEM # 1051210-01B     | EA | Harvest Assist Assy | <input type="checkbox"/> |
|    | 1051210-01B | 1051210-01B |                | Ice-O-Matic | PROBE ASSEMBLY, HARVEST, 115V, 160 DEG.     | FOR ICE320/0520 / ICE0250/0400/0500 | EA | Harvest Assist Assy | <input type="checkbox"/> |
|   | 1051210-02  | 1051210-02  | 1051210-02B    | Ice-O-Matic | PROBE ASSEMBLY, HARVEST, 230V (OBS)         | * REPLACED BY OEM # 1051210-02B     | EA | Harvest Assist Assy | <input type="checkbox"/> |
|  | 1051210-02B | 1051210-02B |                | Ice-O-Matic | PROBE ASSY, HARVEST, 230V, RIGHT-SIDE       | FOR SPECIFIC ICE SERIES MODELS      | EA | Harvest Assist Assy | <input type="checkbox"/> |
|  | 1051210-03B | 1051210-03B |                | Ice-O-Matic | PROBE ASSY, HARVEST, 230V, .312R, LEFT-SIDE | FOR ICE1406-7/1506/1806-7/2106-7    | EA | Harvest Assist Assy | <input type="checkbox"/> |
|  | 1051210-05B | 1051210-05B |                | Ice-O-Matic | PROBE ASSEMBLY, HARVEST, 115V, 60 DEGREES   | FOR ICEU150 / ICEU220 / ICEU300     | EA | Harvest Assist Assy | <input type="checkbox"/> |












| Picture   | Vendor Item | GIS Item    | Alternate Item | Vendor      | Item Description 01                          | Item Description 02                    | UM | Classification         | NS                       |
|---|-------------|-------------|----------------|-------------|--|--|----|------------------------|--------------------------|
|    | 1051210-07B | 1051210-07B |                | Ice-O-Matic | PROBE ASSEMBLY,<br>HARVEST, 230V, 60<br>DEG  | FOR ICEU226                            | EA | Harvest Assist<br>Assy | <input type="checkbox"/> |
|    | 1051210-08B | 1051210-08B |                | Ice-O-Matic | PROBE ASSEMBLY,<br>HARVEST, 230V,<br>160 CAM | FOR ICE1406R7                          | EA | Harvest Assist<br>Assy | <input type="checkbox"/> |
|    | 1051220-01A | 1051220-01A |                | Ice-O-Matic | BREAKER<br>ASSEMBLY KIT,<br>GEM SERIES       | FOR<br>GEM0450/0650/09<br>56/1306/2006 | EA | PART                   | <input type="checkbox"/> |
|    | 1051221-01  | 1051221-01  | 1051221-01A    | Ice-O-Matic | BREAKER, FOR ALL<br>MFI MODELS (OBS)         | * REPLACED BY<br>OEM # 1051221-<br>01A | EA | PART                   | <input type="checkbox"/> |
|    | 1051221-01A | 1051221-01A |                | Ice-O-Matic | BREAKER<br>ASSEMBLY KIT                      | FOR<br>MFI0500/0800/125<br>6/1506/2306 | EA | PART                   | <input type="checkbox"/> |
|    | 1051223-01  | 1051223-01  | 1051320-01     | Ice-O-Matic | EVAPORATOR<br>ASSEMBLY, RH,<br>FULL CUBE     | * REPLACED BY<br>OEM # 1051320-01      | EA | Evaporator             | <input type="checkbox"/> |
|   | 1051223-02  | 1051223-02  |                | Ice-O-Matic | EVAPORATOR<br>ASSEMBLY, RH,<br>HALF CUBE     | FOR C20                                | EA | Evaporator             | <input type="checkbox"/> |
|  | 1051223-03  | 1051223-03  | 1051340-01B    | Ice-O-Matic | EVAPORATOR<br>ASSEMBLY, RH,<br>FULL CUBE     | * REPLACED BY<br>OEM # 1051340-<br>01B | EA | Evaporator             | <input type="checkbox"/> |
|  | 1051223-04  | 1051223-04  | 1051340-01B    | Ice-O-Matic | EVAPORATOR<br>ASSEMBLY, RH,<br>HALF CUBE     | * REPLACED BY<br>OEM # 1051340-<br>01B | EA | Evaporator             | <input type="checkbox"/> |
|  | 1051224-01  | 1051224-01  |                | Ice-O-Matic | FLOAT SWITCH<br>ASSEMBLY                     | FOR ALL CIM<br>SERIES ICEMAKERS        | EA | PART                   | <input type="checkbox"/> |

| Picture  | Vendor Item | GIS Item   | Alternate Item | Vendor      | Item Description 01                         | Item Description 02              | UM | Classification | NS                                  |
|--|-------------|------------|----------------|-------------|---|----------------------------------|----|----------------|-------------------------------------|
|    | 1051225-01  | 1051225-01 | 1051225-01A    | Ice-O-Matic | LOWER CURTAIN ASSEMBLY, From SN 1710 to1712 | FOR CIM0320 UP TO CIM0636 MODELS | EA | Splash Curtain | <input type="checkbox"/>            |
|    | 1051225-01A |            |                | Ice-O-Matic | LOWER CURTAIN ASSY (SN 1710 TO 1712)        | FOR CIM0320 UP TO CIM0636 MODELS | EA | Splash Curtain | <input checked="" type="checkbox"/> |
|    | 1051225-02  | 1051225-02 | 1051225-02A    | Ice-O-Matic | LOWER CURTAIN ASSY (SN 1801 TO 1802)        | FOR CIM0320 UP TO CIM0636 MODELS | EA | Splash Curtain | <input type="checkbox"/>            |
|    | 1051225-02A |            |                | Ice-O-Matic | LOWER CURTAIN ASSY (SN 1801 TO 1802)        | FOR CIM0320 UP TO CIM0636 MODELS | EA | Splash Curtain | <input type="checkbox"/>            |
|    | 1051226-01  | 1051226-01 |                | Ice-O-Matic | FAN CONTROL KIT, COLD AMBIENT               | FOR RCA-1001/1061/2061/3061/3561 | EA | PART           | <input type="checkbox"/>            |
|    | 1051231-02  | 1051231-02 |                | Ice-O-Matic | TXV KIT                                     | FOR CIM0826/1126/0836/1136/1137  | EA | TXV            | <input type="checkbox"/>            |
|   | 1051233-01  | 1051233-01 |                | Ice-O-Matic | COMPRESSOR KIT                              | FOR ICEU150 / ICEU220            | EA | Compressor     | <input type="checkbox"/>            |
|  | 1051237-01  |            |                | Ice-O-Matic | WIRING HARNESS SVC KIT, LINE VOLTAGE        | FOR ALL 22"/30" CIM ICEMAKERS    | EA | Wire Harness   | <input checked="" type="checkbox"/> |
|  | 1051237-02  | 1051237-02 |                | Ice-O-Matic | WIRING HARNESS SVC KIT, SIGNAL VOLTAGE      | FOR ALL 22"/30" CIM ICEMAKERS    | EA | Wire Harness   | <input type="checkbox"/>            |
|  | 1051239-01  | 1051239-01 |                | Ice-O-Matic | COMPRESSOR                                  | FOR CIM0826 / CIM0836W           | EA | Compressor     | <input type="checkbox"/>            |

Non-Stocked,  
Lead Time

Non-Stocked,  
Lead Time







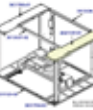
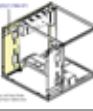

| Picture  | Vendor Item | GIS Item    | Alternate Item | Vendor      | Item Description 01                       | Item Description 02                      | UM | Classification | NS                                  |                           |
|--|-------------|-------------|----------------|-------------|---|--|----|----------------|-------------------------------------|---------------------------|
|    | 1051239-11  |             |                | Ice-O-Matic | COMPRESSOR,<br>BRISTOL TO<br>COPELAND     | FOR CIM0836A                             | EA | Compressor     | <input checked="" type="checkbox"/> | Non-Stocked,<br>Lead Time |
|    | 1051240-01  | 1051240-01  |                | Ice-O-Matic | COMPRESSOR KIT,<br>BRISTOL TO<br>COPELAND | FOR CIM1126 /<br>CIM1136                 | EA | Compressor     | <input type="checkbox"/>            |                           |
|    | 1051240-03  |             |                | Ice-O-Matic | COMPRESSOR, 3P,<br>BRISTOL TO<br>COPELAND | 3-PHASE, FOR<br>CIM1137                  | EA | Compressor     | <input checked="" type="checkbox"/> | Non-Stocked,<br>Lead Time |
|    | 1051240-13  |             |                | Ice-O-Matic | COMPRESSOR, 3P,<br>BRISTOL TO<br>COPELAND | 3-PHASE, FOR<br>CIM1137R                 | EA | Compressor     | <input checked="" type="checkbox"/> | Non-Stocked,<br>Lead Time |
|    | 1051243-01  | 1051243-01  |                | Ice-O-Matic | COMPRESSOR KIT                            | FOR ICE1406A6 A7<br>/ ICE1506HT          | EA | Compressor     | <input type="checkbox"/>            |                           |
|    | 1051244-01  | 1051244-01  |                | Ice-O-Matic | LEFT SIDE SUMP<br>TAB REPLACEMENT<br>KIT  | FOR<br>CIM1446/1447/204<br>6/2047        | EA | PART           | <input type="checkbox"/>            |                           |
|   | 1051245-01  | 1051245-01  |                | Ice-O-Matic | RIGHT SIDE SUMP<br>TAB REPLACEMENT<br>KIT | FOR<br>CIM1446/1447/204<br>6/2047        | EA | PART           | <input type="checkbox"/>            |                           |
|  | 1051320-01A | 1051320-01A | 1051320-01B    | Ice-O-Matic | EVAPORATOR<br>ASSEMBLY, RH,<br>FULL CUBE  | * REPLACED BY<br>OEM # 1051320-<br>01B   | EA | Evaporator     | <input type="checkbox"/>            |                           |
|  | 1051320-01B | 1051320-01B |                | Ice-O-Matic | EVAPORATOR<br>ASSEMBLY, RH,<br>FULL CUBE  | FOR CIM0320F /<br>CIM0326F /<br>CIM0330F | EA | Evaporator     | <input type="checkbox"/>            |                           |
|  | 1051320-02  | 1051320-02  | 1051320-02A    | Ice-O-Matic | EVAPORATOR<br>ASSEMBLY, RH,<br>HALF CUBE  | * REPLACED BY<br>OEM # 1051320-<br>02A   | EA | Evaporator     | <input type="checkbox"/>            |                           |

| Picture  | Vendor Item | GIS Item    | Alternate Item | Vendor      | Item Description 01                | Item Description 02                  | UM | Classification | NS                                  |                        |
|--|-------------|-------------|----------------|-------------|------------------------------------|--------------------------------------|----|----------------|-------------------------------------|------------------------|
|    | 1051320-02A |             |                | Ice-O-Matic | EVAPORATOR ASSEMBLY, RH, HALF CUBE | FOR CIM0320H / CIM0326H / CIM0330H   | EA | Evaporator     | <input checked="" type="checkbox"/> | Non-Stocked, Lead Time |
|    | 1051340-01  | 1051340-01  | 1051340-01B    | Ice-O-Matic | EVAPORATOR ASSEMBLY, RH, FULL CUBE | * REPLACED BY OEM # 1051340-01B      | EA | Evaporator     | <input type="checkbox"/>            |                        |
|    | 1051340-01A |             | 1051340-01B    | Ice-O-Matic | EVAPORATOR ASSEMBLY, RH, FULL CUBE | * REPLACED BY OEM # 1051340-01B      | EA | Evaporator     | <input checked="" type="checkbox"/> | Non-Stocked, Lead Time |
|    | 1051340-01B |             |                | Ice-O-Matic | EVAPORATOR ASSEMBLY, RH, FULL CUBE | FOR CIM0520/0526/0430/0436/0530/0636 | EA | Evaporator     | <input checked="" type="checkbox"/> | Non-Stocked, Lead Time |
|    | 1051340-02  | 1051340-02  | 1051340-02B    | Ice-O-Matic | EVAPORATOR ASSEMBLY, RH, HALF CUBE | * REPLACED BY OEM # 1051340-02B      | EA | Evaporator     | <input type="checkbox"/>            |                        |
|    | 1051340-02A |             | 1051340-02B    | Ice-O-Matic | EVAPORATOR ASSEMBLY, RH, HALF CUBE | * REPLACED BY OEM # 1051340-02B      | EA | Evaporator     | <input checked="" type="checkbox"/> | Non-Stocked, Lead Time |
|    | 1051340-02B |             |                | Ice-O-Matic | EVAPORATOR ASSEMBLY, RH, HALF CUBE | FOR CIM0430H/436H/520H/526H/530H/63  | EA | Evaporator     | <input checked="" type="checkbox"/> | Non-Stocked, Lead Time |
|  | 1051380-01A | 1051380-01A |                | Ice-O-Matic | EVAPORATOR ASSEMBLY, RH, FULL CUBE | FOR CIM0826/836/1126 /1136-7/1446-   | EA | Evaporator     | <input type="checkbox"/>            |                        |
|  | 1051380-02  | 1051380-02  | 1051380-02A    | Ice-O-Matic | EVAPORATOR ASSEMBLY, RH, HALF CUBE | * REPLACED BY OEM # 1051380-02A      | EA | Evaporator     | <input type="checkbox"/>            |                        |
|  | 1051380-02A |             |                | Ice-O-Matic | EVAPORATOR ASSEMBLY, RH, HALF CUBE | FOR CIM0826/836/1126 /1136-7/1446-   | EA | Evaporator     | <input checked="" type="checkbox"/> | Non-Stocked, Lead Time |

| Picture   | Vendor Item | GIS Item   | Alternate Item | Vendor      | Item Description 01               | Item Description 02             | UM | Classification | NS                                  |
|---|-------------|------------|----------------|-------------|-----------------------------------|---------------------------------|----|----------------|-------------------------------------|
|     | 1051380-03  |            |                | Ice-O-Matic | EVAPORATOR ASSEMBLY, GRANDE CUBE  | FOR CIM0836GA                   | EA | Evaporator     | <input checked="" type="checkbox"/> |
|    | 1411448-51  |            |                | Ice-O-Matic | TUBE, RESERVOIR TO EVAP           | FOR GEMU090                     | EA | PART           | <input checked="" type="checkbox"/> |
|     | 2021166-01  | 2021166-01 |                | Ice-O-Matic | CHUTE ASSY ICE (OBS)              | SHOWS (1) IN STOCK.             | EA | PART           | <input type="checkbox"/>            |
|     | 2021294-01  | 2021294-01 |                | Ice-O-Matic | DAMPER ASSEMBLY MF (OBS)          | SHOWS (1) IN STOCK.             | EA | PART           | <input type="checkbox"/>            |
|     | 2021431-02  | 2021431-02 |                | Ice-O-Matic | ICE CHUTE CMF 2" (OBS)            | SHOWS (2) IN STOCK.             | EA | PART           | <input type="checkbox"/>            |
|     | 2021448-01  | 2021448-01 |                | Ice-O-Matic | CMF1106 ICE CHUTE (OBS)           | SHOWS (2) IN STOCK.             | EA | PART           | <input type="checkbox"/>            |
|    | 2021448-02  | 2021448-02 |                | Ice-O-Matic | RIGHT-HAND ICE CHUTE, FOR CMF2000 | SHOWS (2) IN STOCK.             | EA | PART           | <input type="checkbox"/>            |
|   | 2021448-03  | 2021448-03 |                | Ice-O-Matic | LEFT-HAND ICE CHUTE, FOR CMF2000  | SHOWS (3) IN STOCK.             | EA | PART           | <input type="checkbox"/>            |
|   | 2021449-02  | 2021449-02 |                | Ice-O-Matic | ICE CHUTE, FOR CMF800 (OBS)       | SHOWS (3) IN STOCK.             | EA | PART           | <input type="checkbox"/>            |
|  | 2021677-01  | 2021677-01 |                | Ice-O-Matic | PANEL FRAME, LH, SIDE, 30" CUBER  | FOR ICE0250/0400/0406/0500/0606 | EA | PART           | <input type="checkbox"/>            |

Non-Stocked, Lead Time

Non-Stocked, Lead Time

| Picture   | Vendor Item | GIS Item   | Alternate Item | Vendor      | Item Description 01              | Item Description 02                 | UM | Classification | NS                                  |
|---|-------------|------------|----------------|-------------|----------------------------------|-------------------------------------|----|----------------|-------------------------------------|
|                | 2021678-01  | 2021678-01 |                | Ice-O-Matic | PANEL FRAME, RH, SIDE, 30" CUBER | FOR ICE0250/0400/0406/0500/0606     | EA | PART           | <input type="checkbox"/>            |
|                | 2021680-01  | 2021680-01 |                | Ice-O-Matic | PANEL FRAME, LEFT-HAND, 30"      |                                     | EA | PART           | <input type="checkbox"/>            |
|                | 2021681-01  | 2021681-01 |                | Ice-O-Matic | PANEL FRAME, RIGHT-HAND, 48"     |                                     | EA | PART           | <input type="checkbox"/>            |
|                | 2021682-01  | 2021682-01 |                | Ice-O-Matic | PANEL FRAME, LEFT-HAND, 48"      |                                     | EA | PART           | <input type="checkbox"/>            |
|                | 2021685-01S |            |                | Ice-O-Matic | ICE DEFLECTOR, LEFT SIDE         | FOR ICE1506HT                       | EA | PART           | <input checked="" type="checkbox"/> |
|                | 2021690-01  | 2021690-01 |                | Ice-O-Matic | FRONT FRAME PANEL, 22"           | FOR ICE0320/0520 (A4-A5-A6/T/W4-W5) | EA | PART           | <input type="checkbox"/>            |
|  | 2021781-01  | 2021781-01 |                | Ice-O-Matic | LEFT-HAND FRAME, 30", TOP        | FOR CIM0330/0430/0436/0530/0636     | EA | PART           | <input type="checkbox"/>            |
|              | 2021784-01  | 2021784-01 |                | Ice-O-Matic | LEFT-HAND FRAME, SIDE PANEL      | FOR CIM0320/0326/0520/0526          | EA | PART           | <input type="checkbox"/>            |
|              | 2021789-01  |            |                | Ice-O-Matic | BASE ASSEMBLY, REMOTE CONDENSER  | FOR RCA-1001/2061/3061/3561,        | EA | PART           | <input checked="" type="checkbox"/> |
|              | 2021792-01  |            |                | Ice-O-Matic | CONTROL PANEL, FRONT             | FOR RCA-1001, RGA0501/1061-HM       | EA | PART           | <input checked="" type="checkbox"/> |

Non-Stocked, Lead Time

Non-Stocked, Lead Time

Non-Stocked, Lead Time

| Picture   | Vendor Item | GIS Item   | Alternate Item | Vendor      | Item Description 01                 | Item Description 02        | UM | Classification | NS                                  |
|---|-------------|------------|----------------|-------------|-------------------------------------|----------------------------|----|----------------|-------------------------------------|
|    | 2021792-02  |            |                | Ice-O-Matic | CONTROL PANEL, FRONT                | FOR RCA-2061 / RCA-3561    | EA | PART           | <input checked="" type="checkbox"/> |
|    | 2021792-03  |            |                | Ice-O-Matic | CONTROL PANEL, FRONT                | FOR RCA-3061               | EA | PART           | <input checked="" type="checkbox"/> |
|    | 2031173-01  | 2031173-01 |                | Ice-O-Matic | DOOR ASSY, B-60 METAL (OBS)         | SHOWS (1) IN STOCK.        | EA | PART           | <input type="checkbox"/>            |
|    | 2031302-01  | 2031302-01 |                | Ice-O-Matic | HINGE BRACKET ASSY PIVOT, LH        | FOR B25/42/40/55/100       | EA | PART           | <input type="checkbox"/>            |
|    | 2031302-02  | 2031302-02 |                | Ice-O-Matic | HINGE BRACKET ASSY PIVOT, RH        | FOR B25/42/40/55/100/110   | EA | PART           | <input type="checkbox"/>            |
|    | 2031303-95  |            |                | Ice-O-Matic | DOOR ASSEMBLY, BLACK                | FOR B100PS                 | EA | PART           | <input checked="" type="checkbox"/> |
|   | 2031303-97  | 2031303-97 |                | Ice-O-Matic | BIN DOOR, BLACK                     | FOR B25PP                  | EA | PART           | <input type="checkbox"/>            |
|  | 2031310-03S |            |                | Ice-O-Matic | LEG SUPPORT (INCLUDES NUT RETAINER) | FOR B40/42/55/100/110      | EA | PART           | <input checked="" type="checkbox"/> |
|  | 2031453-01  |            |                | Ice-O-Matic | LEG SUPPORT (INCLUDES NUT RETAINER) | FOR B25PP                  | EA | PART           | <input checked="" type="checkbox"/> |
|  | 2031465-05S |            |                | Ice-O-Matic | FRONT PANEL                         | FOR ICE1806/07, ICE2106/07 | EA | PART           | <input checked="" type="checkbox"/> |

Non-Stocked, Lead Time

Non-Stocked, Lead Time

Non-Stocked, Lead Time

Non-Stocked, Lead Time

Non-Stocked, Lead Time

Non-Stocked, Lead Time


| Picture   | Vendor Item | GIS Item    | Alternate Item | Vendor      | Item Description 01                       | Item Description 02                        | UM | Classification | NS                                  |
|---|-------------|-------------|----------------|-------------|---|--|----|----------------|-------------------------------------|
|    | 2031474-01  | 2031474-01  | 2031474-01S    | Ice-O-Matic | PANEL ASSY,<br>BOTTOM FRONT<br>W/ LOUVERS | * REPLACED BY<br>OEM # 2031474-<br>01S     | EA | PART           | <input type="checkbox"/>            |
|    | 2031474-01S |             |                | Ice-O-Matic | PANEL ASSY,<br>BOTTOM FRONT<br>W/ LOUVERS | FOR EF250 / EF450<br>/ EF800               | EA | PART           | <input checked="" type="checkbox"/> |
|     | 2031475-01  | 2031475-01  | 2031475-01S    | Ice-O-Matic | FRONT PANEL, SS,<br>FOR EMF               | * REPLACED BY<br>OEM # 2031475-<br>01S     | EA | PART           | <input type="checkbox"/>            |
|     | 2031496-01  |             |                | Ice-O-Matic | DRIP SHIELD                               | FOR B42PS                                  | EA | PART           | <input checked="" type="checkbox"/> |
|    | 2031504-01S |             |                | Ice-O-Matic | RIGHT-SIDE PANEL<br>ASSY, LOUVERED        | FOR<br>ICE0250/0400/040<br>6/0500/0606     | EA | PART           | <input checked="" type="checkbox"/> |
|     | 2031511-01S | 2031511-01S |                | Ice-O-Matic | FRONT PANEL, 30"<br>ICE, SS               | FOR ALL 30" ICE<br>SERIES ICEMAKERS        | EA | PART           | <input type="checkbox"/>            |
|    | 2031511-02S | 2031511-02S |                | Ice-O-Matic | FRONT PANEL, SS                           | FOR ICE0806 /<br>ICE1006 / ICE1007<br>REV4 | EA | PART           | <input type="checkbox"/>            |
|   | 2031511-03S | 2031511-03S |                | Ice-O-Matic | FRONT PANEL, 48"<br>ICE, SS               | FOR ICE1406 /<br>ICE1407                   | EA | PART           | <input type="checkbox"/>            |
|  | 2031511-04S | 2031511-04S |                | Ice-O-Matic | FRONT PANEL, 22"<br>ICE, SS               | FOR ICE0320 /<br>ICE0520                   | EA | PART           | <input type="checkbox"/>            |
|  | 2031515-01S | 2031515-01S |                | Ice-O-Matic | FRONT PANEL,<br>LOUVERED                  | FOR GEM1306A /<br>MF11506A                 | EA | PART           | <input type="checkbox"/>            |

Non-Stocked,  
Lead Time

Non-Stocked,  
Lead Time

Non-Stocked,  
Lead Time



| Picture   | Vendor Item | GIS Item    | Alternate Item | Vendor      | Item Description 01                         | Item Description 02                         | UM | Classification | NS                                  |
|---|-------------|-------------|----------------|-------------|---|---|----|----------------|-------------------------------------|
|    | 2031540-01S | 2031540-01S |                | Ice-O-Matic | FRONT PANEL, 30"<br>CIM, SS                 | FOR<br>CIM0330/0430/043<br>6/0530/0636      | EA | PART           | <input type="checkbox"/>            |
|    | 2031543-01S | 2031543-01S |                | Ice-O-Matic | FRONT PANEL, 22"<br>CIM, SS                 | FOR CIM0320 /<br>CIM0326/<br>CIM0520 /      | EA | PART           | <input type="checkbox"/>            |
|    | 2031544-01S | 2031544-01S |                | Ice-O-Matic | FRONT PANEL, 30",<br>SS                     | FOR CIM0836 /<br>CIM1136 /<br>CIM1137       | EA | PART           | <input type="checkbox"/>            |
|    | 2031545-01S |             |                | Ice-O-Matic | FRONT PANEL, 22",<br>SS                     | FOR CIM0826 /<br>CIM1126                    | EA | PART           | <input checked="" type="checkbox"/> |
|    | 2031546-01S | 2031546-01S |                | Ice-O-Matic | FRONT PANEL, 48"<br>CIM, SS                 | FOR CIM1446 /<br>CIM1447 /<br>CIM2046 /     | EA | PART           | <input type="checkbox"/>            |
|    | 2041338-01  | 2041338-01  |                | Ice-O-Matic | TUBE ASSEMBLY<br>WATER<br>DISTRIBUTION      | FOR ALL ICEU / 30"-<br>48" ICE MODELS       | EA | PART           | <input type="checkbox"/>            |
|   | 2041338-02  | 2041338-02  |                | Ice-O-Matic | TUBE ASSEMBLY<br>WATER<br>DISTRIBUTOR       | FOR ALL 22"-48"<br>ICE SERIES /<br>ICE1506R | EA | PART           | <input type="checkbox"/>            |
|  | 2041665-01S | 2041665-01S |                | Ice-O-Matic | TXV ASSY, FOR<br>ICE0806/1006/1007<br>(OBS) | SHOWS (1) ON<br>TRUCK.                      | EA | TXV            | <input type="checkbox"/>            |
|  | 2041982-01S | 2041982-01S |                | Ice-O-Matic | TXV TUBE<br>ASSEMBLY, DUAL<br>EVAPORATOR    | FOR EC806 /<br>EC1006                       | EA | TXV            | <input type="checkbox"/>            |
|  | 2051028-01S | 2051028-01S |                | Ice-O-Matic | LOWER BEARING<br>ASSEMBLY                   |   | EA | PART           | <input type="checkbox"/>            |


Non-Stocked,  
Lead Time

| Picture   | Vendor Item | GIS Item    | Alternate Item | Vendor      | Item Description 01                  | Item Description 02                   | UM | Classification | NS                       |
|---|-------------|-------------|----------------|-------------|--------------------------------------|---------------------------------------|----|----------------|--------------------------|
|    | 2051029-01  | 2051029-01  | 2051029-01S    | Ice-O-Matic | LOWER BEARING ASSEMBLY               | * REPLACED BY OEM # 2051029-01S       | EA | PART           | <input type="checkbox"/> |
|    | 2051125-82  | 2051125-82  |                | Ice-O-Matic | EVAPORATOR ASSEMBLY, LH, HALF (OBS)  | SHOWS (1) IN STOCK.                   | EA | Evaporator     | <input type="checkbox"/> |
|    | 2051126-81  | 2051126-81  |                | Ice-O-Matic | EVAPORATOR ASSEMBLY, RH, FULL (OBS)  | FOR C106/C186. SHOWS (3) IN STOCK.    | EA | Evaporator     | <input type="checkbox"/> |
|    | 2051126-82  | 2051126-82  |                | Ice-O-Matic | EVAPORATOR ASSEMBLY, RH, HALF (OBS)  | FOR C100/180. SHOWS (3) IN STOCK.     | EA | Evaporator     | <input type="checkbox"/> |
|    | 2051143-01  | 2051143-01  |                | Ice-O-Matic | EVAPORATOR, LEFT-HAND (OBS)          | SHOWS (3) IN STOCK.                   | EA | Evaporator     | <input type="checkbox"/> |
|    | 2051147-82  | 2051147-82  | 2051232-82A    | Ice-O-Matic | EVAPORATOR ASSEMBLY, RH, HALF (OBS)  | * REPLACED BY OEM # 2051232-82A       | EA | Evaporator     | <input type="checkbox"/> |
|   | 2051147-93  | 2051147-93  |                | Ice-O-Matic | EVAPORATOR ASSEMBLY, RH, JUMBO (OBS) | SHOWS (2) IN STOCK.                   | EA | Evaporator     | <input type="checkbox"/> |
|  | 2051148-81A | 2051148-81A |                | Ice-O-Matic | EVAPORATOR ASSEMBLY, LH, FULL CUBE   | FOR ICE0400/406/500/606 / ICE1506F    | EA | Evaporator     | <input type="checkbox"/> |
|  | 2051148-82  | 2051148-82  |                | Ice-O-Matic | EVAPORATOR ASSEMBLY, LH, HALF (OBS)  | * REPLACED BY # 2051148-82A           | EA | Evaporator     | <input type="checkbox"/> |
|  | 2051148-82A | 2051148-82A |                | Ice-O-Matic | EVAPORATOR ASSEMBLY, LH, HALF CUBE   | FOR ICE0400/0406/0500/0606 / ICE1506H | EA | Evaporator     | <input type="checkbox"/> |

| Picture  | Vendor Item | GIS Item    | Alternate Item | Vendor      | Item Description 01                   | Item Description 02                  | UM | Classification | NS                                  |
|--|-------------|-------------|----------------|-------------|---------------------------------------|--------------------------------------|----|----------------|-------------------------------------|
|    | 2051148-93  | 2051148-93  |                | Ice-O-Matic | EVAPORATOR ASSEMBLY, LH, JUMBO (OBS)  | SHOWS (2) IN STOCK.                  | EA | Evaporator     | <input type="checkbox"/>            |
|    | 2051156-81A | 2051156-81A |                | Ice-O-Matic | EVAPORATOR ASSEMBLY, LH, FULL CUBE    | FOR ICE0250F                         | EA | Evaporator     | <input type="checkbox"/>            |
|    | 2051156-82A | 2051156-82A |                | Ice-O-Matic | EVAPORATOR ASSEMBLY, LH, HALF CUBE    | FOR ICE0250HA / ICE0250HW            | EA | Evaporator     | <input type="checkbox"/>            |
|    | 2051157-82  | 2051157-82  |                | Ice-O-Matic | EVAPORATOR ASSEMBLY, HALF CUBE (OBS)  | SHOWS (3) IN STOCK.                  | EA | Evaporator     | <input type="checkbox"/>            |
|    | 2051159-01S | 2051159-01  |                | Ice-O-Matic | UPPER BEARING HOUSING ASSEMBLY        | FOR CMF-LP-EMF2306 / MF2006          | EA | PART           | <input type="checkbox"/>            |
|    | 2051163-91  | 2051163-91  |                | Ice-O-Matic | NON-PLATED EVAPORATOR BARREL ONLY, 3" | FOR CF,CMF,EMF-1106 / RH2306         | EA | Evaporator     | <input type="checkbox"/>            |
|   | 2051167-91  | 2051167-91  | 2051167-91S    | Ice-O-Matic | NON-PLATED EVAPORATOR BARREL, LH      | * REPLACED BY OEM # 2051167-91S      | EA | Evaporator     | <input type="checkbox"/>            |
|  | 2051167-91S |             |                | Ice-O-Matic | NON-PLATED EVAPORATOR BARREL, LH      | FOR CMF-EMF2306                      | EA | Evaporator     | <input checked="" type="checkbox"/> |
|  | 2051171-91S |             |                | Ice-O-Matic | NON-PLATED EVAPORATOR BARREL ASSEMBLY | FOR EF250 / EF450 / EF800            | EA | Evaporator     | <input checked="" type="checkbox"/> |
|  | 2051172-91S | 2051172-91S |                | Ice-O-Matic | EVAPORATOR ASSEMBLY W/O TXV           | (COMPLETE) FOR EF250 / EF450 / EF800 | EA | Evaporator     | <input type="checkbox"/>            |

Non-Stocked, Lead Time

Non-Stocked, Lead Time

| Picture  | Vendor Item | GIS Item    | Alternate Item | Vendor      | Item Description 01                 | Item Description 02                | UM | Classification | NS                                  |
|--|-------------|-------------|----------------|-------------|-------------------------------------|------------------------------------|----|----------------|-------------------------------------|
|    | 2051204-01  | 2051204-01  |                | Ice-O-Matic | EVAPORATOR PLATE, FULL CUBE (OBS)   | FOR ECP MODEL. SHOWS (2) IN STOCK. | EA | Evaporator     | <input type="checkbox"/>            |
|    | 2051222-01  | 2051222-01  | 2051222-01S    | Ice-O-Matic | EVAPORATOR ASSEMBLY, RH, FULL (OBS) | * REPLACED BY OEM # 2051222-01S    | EA | Evaporator     | <input type="checkbox"/>            |
|    | 2051222-01S |             |                | Ice-O-Matic | EVAPORATOR ASSEMBLY, RH, FULL CUBE  | FOR ICE0320FA / ICE0320FW          | EA | Evaporator     | <input checked="" type="checkbox"/> |
|    | 2051222-02  | 2051222-02  |                | Ice-O-Matic | EVAPORATOR ASSEMBLY, RH, HALF (OBS) | * REPLACED BY OEM # 2051222-02S    | EA | Evaporator     | <input type="checkbox"/>            |
|    | 2051222-02S |             |                | Ice-O-Matic | EVAPORATOR ASSEMBLY, RH, HALF CUBE  | FOR ICE0320HA / ICE0320HW          | EA | Evaporator     | <input checked="" type="checkbox"/> |
|    | 2051231-01S | 2051231-01S |                | Ice-O-Matic | EVAPORATOR ASSEMBLY, LH, FULL CUBE  | FOR ICEU150F/220F/226F/300F        | EA | Evaporator     | <input type="checkbox"/>            |
|   | 2051231-02S | 2051231-02S |                | Ice-O-Matic | EVAPORATOR ASSEMBLY, LH, HALF CUBE  | FOR ICEU150H/220H/226H/300H        | EA | Evaporator     | <input type="checkbox"/>            |
|  | 2051232-81A | 2051232-81A |                | Ice-O-Matic | EVAPORATOR ASSEMBLY, RH, FULL CUBE  | FOR ICE0520F / ICE1506FR           | EA | Evaporator     | <input type="checkbox"/>            |
|  | 2051232-82  | 2051232-82  |                | Ice-O-Matic | EVAPORATOR ASSEMBLY, RH, HALF (OBS) | * REPLACED BY OEM # 2051232-82A    | EA | Evaporator     | <input type="checkbox"/>            |
|  | 2051232-82A |             |                | Ice-O-Matic | EVAPORATOR ASSEMBLY, RH, HALF CUBE  | FOR ICE0520H / ICE1506HR           | EA | Evaporator     | <input checked="" type="checkbox"/> |

Non-Stocked, Lead Time








Non-Stocked, Lead Time

Non-Stocked, Lead Time

| Picture  | Vendor Item | GIS Item    | Alternate Item | Vendor      | Item Description 01                     | Item Description 02                    | UM | Classification | NS                       |
|--|-------------|-------------|----------------|-------------|---|--|----|----------------|--------------------------|
|    | 2051237-81A | 2051237-81A |                | Ice-O-Matic | EVAPORATOR ASSEMBLY, LH, FULL CUBE      | FOR ICE1406F / ICE1506FR               | EA | Evaporator     | <input type="checkbox"/> |
|    | 2051237-82A | 2051237-82A |                | Ice-O-Matic | EVAPORATOR ASSEMBLY, LH, HALF CUBE      | FOR ICE1406H / ICE1407H / ICE1506HR    | EA | Evaporator     | <input type="checkbox"/> |
|    | 2051238-81A | 2051238-81A |                | Ice-O-Matic | EVAPORATOR ASSEMBLY, RH, FULL CUBE      | FOR ICE1406F / ICE1407F / ICE1506FR    | EA | Evaporator     | <input type="checkbox"/> |
|    | 2051238-82A | 2051238-82A |                | Ice-O-Matic | EVAPORATOR ASSEMBLY, RH, HALF CUBE      | FOR ICE1406H / ICE1407H / ICE1506HR-HT | EA | Evaporator     | <input type="checkbox"/> |
|    | 2051239-81  | 2051239-81  | 2051250-81A    | Ice-O-Matic | EVAPORATOR ASSEMBLY, LH, FULL (OBS)     | * REPLACED BY OEM # 2051250-81A        | EA | Evaporator     | <input type="checkbox"/> |
|    | 2051250-81A | 2051250-81A |                | Ice-O-Matic | EVAPORATOR ASSEMBLY, LH, FULL CUBE      | FOR ICE0806F/1006-7F/1806-7F/2106-     | EA | Evaporator     | <input type="checkbox"/> |
|   | 2051250-82A | 2051250-82A |                | Ice-O-Matic | EVAPORATOR ASSEMBLY, LH, HALF CUBE      | FOR ICE0806H/1006-7H/1806-7H/2106-     | EA | Evaporator     | <input type="checkbox"/> |
|  | 2051251-81A | 2051251-81A |                | Ice-O-Matic | EVAPORATOR ASSEMBLY, RH, FULL CUBE      | FOR ICE1806F/1807F/2106F/2107F         | EA | Evaporator     | <input type="checkbox"/> |
|  | 2051251-82A | 2051251-82A |                | Ice-O-Matic | EVAPORATOR ASSEMBLY, RH, HALF CUBE      | FOR ICE1806H/1807H/2106H/2107H         | EA | Evaporator     | <input type="checkbox"/> |
|  | 2051281-81A | 2051281-81A |                | Ice-O-Matic | EVAPORATOR ASSEMBLY, LH DUAL, FULL CUBE | FOR ICE1006FA / ICE1006FR / ICE1006FW  | EA | Evaporator     | <input type="checkbox"/> |

| Picture  | Vendor Item | GIS Item    | Alternate Item | Vendor      | Item Description 01                      | Item Description 02                      | UM | Classification      | NS                                  |
|--|-------------|-------------|----------------|-------------|--|--|----|---------------------|-------------------------------------|
|    | 2051281-82A | 2051281-82A |                | Ice-O-Matic | EVAPORATOR ASSEMBLY, LH DUAL, HALF CUBE  | FOR ICE1006HA / ICE1006HR / ICE1006HW    | EA | Evaporator          | <input type="checkbox"/>            |
|    | 2061471-03  | 2061471-03  | 2061471-03S    | Ice-O-Matic | SWITCH ASSY-BIN CONTROL, RH (OBS)        | * REPLACED BY OEM # 2061471-03S          | EA | PART                | <input type="checkbox"/>            |
|    | 2061471-03S |             |                | Ice-O-Matic | SWITCH ASSY-BIN CONTROL, RH              | FOR ICE0250/400/406/500/806/1006/1007    | EA | PART                | <input checked="" type="checkbox"/> |
|    | 2061678-01  | 2061678-01  |                | Ice-O-Matic | WATER FLOAT LEVEL SENSOR (OBS)           | SHOWS (1) IN STOCK.                      | EA | PART                | <input type="checkbox"/>            |
|    | 2061678-91  | 2061678-91  |                | Ice-O-Matic | HIGH WATER LEVEL SENSOR (OBS)            | SHOWS (3) IN STOCK.                      | EA | PART                | <input type="checkbox"/>            |
|    | 2061678-92  | 2061678-92  |                | Ice-O-Matic | LOW WATER LEVEL SENSOR (OBS)             | FOR GC656A / GC756A. SHOWS (2) IN STOCK. | EA | PART                | <input type="checkbox"/>            |
|   | 2061962-01S | 2061962-01S | 1051210-01B    | Ice-O-Matic | PROBE ASSY, HARVEST, 115V, 160 DEG (OBS) | * REPLACED BY OEM # 1051210-01B          | EA | Harvest Assist Assy | <input type="checkbox"/>            |
|  | 2061962-02S | 2061962-02S | 1051210-02B    | Ice-O-Matic | PROBE ASSY, HARVEST, 230V, 160 DEG (OBS) | * REPLACED BY OEM # 1051210-02B          | EA | Harvest Assist Assy | <input type="checkbox"/>            |
|  | 2061962-05S | 2061962-05S | 1051210-05B    | Ice-O-Matic | PROBE ASSY HARVEST 115V (OBS)            | * REPLACED BY OEM # 1051210-05B          | EA | Harvest Assist Assy | <input type="checkbox"/>            |
|  | 2062336-01S | 2062336-01  |                | Ice-O-Matic | WATER PUMP, 115V                         | FOR CIM0320 / CIM0520 / CIM0430 /        | EA | Water Pump          | <input type="checkbox"/>            |

Non-Stocked,  
Lead Time

| Picture  | Vendor Item  | GIS Item     | Alternate Item | Vendor      | Item Description 01                     | Item Description 02                     | UM | Classification | NS                                  |
|--|--------------|--------------|----------------|-------------|---|---|----|----------------|-------------------------------------|
|    | 2062336-02S  | 2062336-02   |                | Ice-O-Matic | WATER PUMP,<br>230V                     | FOR CIM0326 /<br>CIM0526 /<br>CIM0436 / | EA | Water Pump     | <input type="checkbox"/>            |
|    | 2062336-03S  | 2062336-03S  |                | Ice-O-Matic | WATER PUMP,<br>230V                     | FOR<br>CIM0826/1126/083<br>6/1136/1137  | EA | Water Pump     | <input type="checkbox"/>            |
|    | 2062336-04S  | 2062336-04S  |                | Ice-O-Matic | WATER PUMP,<br>230V                     | FOR<br>CIM1446/1447/204<br>6/2047       | EA | Water Pump     | <input type="checkbox"/>            |
|    | 2081044-01AS |              |                | Ice-O-Matic | COMPLETE EVAP-<br>GEARBOX<br>ASSEMBLY   | FOR MFI0500 /<br>MFI0800                | EA | Evaporator     | <input checked="" type="checkbox"/> |
|    | 2081044-02AS |              |                | Ice-O-Matic | COMPLETE<br>EVAPORATOR-<br>GEARBOX      | FOR GEM0450 /<br>GEM0650                | EA | Evaporator     | <input checked="" type="checkbox"/> |
|    | 2081044-05AS |              |                | Ice-O-Matic | COMPLETE<br>EVAPORATOR-<br>GEARBOX ASSY | FOR MFI1256 /<br>MFI2306R               | EA | Evaporator     | <input checked="" type="checkbox"/> |
|    | 2081044-06AS | 2081044-06AS |                | Ice-O-Matic | COMPLETE<br>EVAPORATOR-<br>GEARBOX      | FOR GEM0956                             | EA | Evaporator     | <input type="checkbox"/>            |
|  | 2091204-01S  | 2091204-01S  |                | Ice-O-Matic | ACCUMULATOR                             | FOR ICE0500FR /<br>ICE0500HR            | EA | PART           | <input type="checkbox"/>            |
|  | 2091241-01   |              |                | Ice-O-Matic | ACCUMULATOR                             | FOR CIM2046R /<br>CIM2047R              | EA | PART           | <input checked="" type="checkbox"/> |
|  | 2101151-01S  | 2101151-01S  |                | Ice-O-Matic | WATER TROUGH                            | FOR ICEU150 /<br>ICEU220 / ICEU226      | EA | Water Trough   | <input type="checkbox"/>            |

Non-Stocked,  
Lead Time

Non-Stocked,  
Lead Time

Non-Stocked,  
Lead Time

Non-Stocked,  
Lead Time

| Picture  | Vendor Item | GIS Item    | Alternate Item | Vendor      | Item Description 01                  | Item Description 02             | UM | Classification | NS                                  |
|--|-------------|-------------|----------------|-------------|--------------------------------------|---------------------------------|----|----------------|-------------------------------------|
|    | 2101252-01  | 2101252-01  | 2101252-01S    | Ice-O-Matic | DEFLECTOR/SHEILD ASSEMBLY (OBS)      | * REPLACED BY OEM # 2101252-01S | EA | PART           | <input type="checkbox"/>            |
|    | 2101252-01S |             |                | Ice-O-Matic | DEFLECTOR / SHEILD ASSEMBLY          | FOR B25PP                       | EA | PART           | <input checked="" type="checkbox"/> |
|   | 2101330-01S | 2101330-01S |                | Ice-O-Matic | LEFT-HAND SIDE PANEL, 22" ICE SERIES | FOR ICE0320 / ICE0520           | EA | PART           | <input type="checkbox"/>            |
|    | 2101355-03S |             |                | Ice-O-Matic | SPLASH CURTAIN, RIGHT-HAND           | FOR ICE1506                     | EA | Splash Curtain | <input checked="" type="checkbox"/> |
|    | 2101355-04  | 2101355-04  | 2101355-04S    | Ice-O-Matic | SPLASH CURTAIN (OBS)                 | * REPLACED BY OEM 2101355-04S   | EA | Splash Curtain | <input type="checkbox"/>            |
|    | 2101355-04S |             |                | Ice-O-Matic | SPLASH CURTAIN, LEFT-HAND            | FOR ICE0520 / ICE1506           | EA | Splash Curtain | <input checked="" type="checkbox"/> |
|   | 2101387-01S | 2101387-01S |                | Ice-O-Matic | SPLASH CURTAIN                       | FOR ICE0320                     | EA | Splash Curtain | <input type="checkbox"/>            |
|  | 2101399-01S | 2101399-01S |                | Ice-O-Matic | WATER TROUGH                         | FOR ICEU300                     | EA | Water Trough   | <input type="checkbox"/>            |
|  | 2101400-01S | 2101400-01S |                | Ice-O-Matic | BIN ASSEMBLY                         | FOR ICEU300                     | EA | PART           | <input type="checkbox"/>            |
|  | 2101402-01S | 2101402-01S |                | Ice-O-Matic | BIN TOP ASSEMBLY                     | FOR ICEU300                     | EA | PART           | <input type="checkbox"/>            |

Non-Stocked, Lead Time

Non-Stocked, Lead Time

Non-Stocked, Lead Time



| Picture  | Vendor Item | GIS Item    | Alternate Item | Vendor      | Item Description 01                 | Item Description 02                           | UM | Classification | NS                                  |
|--|-------------|-------------|----------------|-------------|-------------------------------------|---|----|----------------|-------------------------------------|
|    | 2101416-01S | 2101416-01S |                | Ice-O-Matic | SPLASH CURTAIN, RIGHT-HAND          | FOR ICE1506R REV 3, 4, 5, 6, 7, 8 / ICE1506HT | EA | Splash Curtain | <input type="checkbox"/>            |
|    | 2101416-02S | 2101416-02S |                | Ice-O-Matic | SPLASH CURTAIN, LEFT-HAND           | FOR ICE1506R REV 3, 4, 5, 6, 7, 8 / ICE1506HT | EA | Splash Curtain | <input type="checkbox"/>            |
|    | 2101417-01S |             |                | Ice-O-Matic | BIN DOOR ASSEMBLY                   | FOR ICEU150 / ICEU220 / ICEU226               | EA | PART           | <input checked="" type="checkbox"/> |
|    | 2101419-01S | 2101419-01S |                | Ice-O-Matic | BIN ASSEMBLY                        | FOR ICEU150 / ICEU220 / ICEU226               | EA | PART           | <input type="checkbox"/>            |
|    | 2101421-01S | 2101421-01S |                | Ice-O-Matic | ACCUMULATOR ASSEMBLY                | FOR ICE1806 / ICE1807 / ICE2106 / ICE2107     | EA | PART           | <input type="checkbox"/>            |
|    | 2101425-01S | 2101425-01S |                | Ice-O-Matic | TOP PANEL ASSEMBLY, 30", REV 4/5    | FOR ICE0806/1006/1007 REMOTE-WTR              | EA | PART           | <input type="checkbox"/>            |
|   | 2101425-05S | 2101425-05S |                | Ice-O-Matic | TOP PANEL ASSEMBLY, 30", AIR COOLED | FOR ICE0806A / ICE1006A / ICE1007A            | EA | PART           | <input type="checkbox"/>            |
|  | 2101426-01S | 2101426-01S |                | Ice-O-Matic | TOP PANEL ASSEMBLY, SS              | FOR ICEU150 / ICEU220 / ICEU226               | EA | PART           | <input type="checkbox"/>            |
|  | 2101428-02S | 2101428-02S |                | Ice-O-Matic | RIGHT-HAND SIDE PANEL (OBS)         | SHOWS (1) IN STOCK.                           | EA | PART           | <input type="checkbox"/>            |
|  | 2101428-03S | 2101428-03S |                | Ice-O-Matic | RIGHT-HAND SIDE PANEL, LOUVERED     | FOR ICE0320A / ICE0520A, REV4                 | EA | PART           | <input type="checkbox"/>            |

Non-Stocked,  
Lead Time

| Picture  | Vendor Item | GIS Item    | Alternate Item | Vendor      | Item Description 01                   | Item Description 02                  | UM | Classification | NS                                  |
|--|-------------|-------------|----------------|-------------|---------------------------------------|--------------------------------------|----|----------------|-------------------------------------|
|              | 2101429-01S | 2101429-01S |                | Ice-O-Matic | TOP PANEL ASSEMBLY, SS                | FOR ICEU300A-W                       | EA | PART           | <input type="checkbox"/>            |
|              | 2101430-01S | 2101430-01S |                | Ice-O-Matic | TOP PANEL ASSEMBLY, 48"               | FOR ICE1406 / ICE1407                | EA | PART           | <input type="checkbox"/>            |
|              | 2101431-01S | 2101431-01S |                | Ice-O-Matic | TOP PANEL ASSEMBLY, 22"               | FOR ICE0320 / ICE0520, REV 4/5       | EA | PART           | <input type="checkbox"/>            |
|              | 2101434-01S | 2101434-01S |                | Ice-O-Matic | BIN DOOR                              | FOR ICEU300                          | EA | PART           | <input type="checkbox"/>            |
|              | 2101452-01S | 2101452-01S |                | Ice-O-Matic | DRIP SHEILD ASSEMBLY, 30"             | FOR B40PS / B55PS                    | EA | PART           | <input type="checkbox"/>            |
|              | 2101452-02S | 2101452-02S |                | Ice-O-Matic | DRIP SHEILD ASSEMBLY, 48"             | FOR B100PS / B110PS                  | EA | PART           | <input type="checkbox"/>            |
|             | 2101452-03S |             |                | Ice-O-Matic | DRIP SHIELD ASSEMBLY                  | FOR B42PS                            | EA | PART           | <input checked="" type="checkbox"/> |
|  | 2101483-01S | 2101483-01S |                | Ice-O-Matic | RIGHT-HAND PANEL, LOUVERED, 30" CUBER | FOR ICE0250A/0400/0406/0500/0606     | EA | PART           | <input type="checkbox"/>            |
|            | 2101483-02S | 2101483-02S |                | Ice-O-Matic | RIGHT-HAND SIDE PANEL, AIR COOLED     | FOR ICE0806A/1006A/1007A/1406A/1407A | EA | PART           | <input type="checkbox"/>            |
|            | 2101483-03S |             |                | Ice-O-Matic | RIGHT-SIDE PANEL, LOUVERED (METAL)    | FOR ICE0320A / ICE0520A              | EA | PART           | <input checked="" type="checkbox"/> |

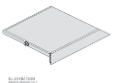
Non-Stocked, Lead Time

Non-Stocked, Lead Time

| Picture  | Vendor Item | GIS Item    | Alternate Item | Vendor      | Item Description 01               | Item Description 02                  | UM | Classification | NS                                  |
|--|-------------|-------------|----------------|-------------|-----------------------------------|--------------------------------------|----|----------------|-------------------------------------|
|   | 2101483-04S | 2101483-04S |                | Ice-O-Matic | LEFT-HAND SIDE PANEL, AIR COOLED  | FOR ICE1406A / ICE1407A              | EA | PART           | <input type="checkbox"/>            |
|   | 2101483-05S | 2101483-05S |                | Ice-O-Matic | LEFT-HAND SIDE PANEL (METAL)      | FOR ICE0250A / ICE0520A              | EA | PART           | <input type="checkbox"/>            |
|    | 2101495-01S | 2101495-01S |                | Ice-O-Matic | RIGHT-HAND SIDE PANEL, AIR COOLED | FOR CIM0330A/0430A/0436A/0530A/0636A | EA | PART           | <input type="checkbox"/>            |
|    | 2101496-01S | 2101496-01S |                | Ice-O-Matic | TOP PANEL 22", AIR-COOLED MODELS  | FOR CIM0320/0326/0520/0526/0826/1126 | EA | PART           | <input type="checkbox"/>            |
|    | 2101496-02S | 2101496-02S |                | Ice-O-Matic | TOP PANEL 30", AIR-COOLED MODELS  | FOR CIM0330/430/436/530/636/836/1136 | EA | PART           | <input type="checkbox"/>            |
|    | 2101501-01  |             |                | Ice-O-Matic | TOP PANEL 48", AIR COOLED ONLY    | FOR CIM1446/1447/2046                | EA | PART           | <input checked="" type="checkbox"/> |
|   | 2991004-01  | 2991004-01  |                | Ice-O-Matic | CAP ASSY LEGIONNAIRE (OBS)        | SHOWS (1) IN STOCK.                  | EA | PART           | <input type="checkbox"/>            |
|  | 3011012-01  | 3011012-01  |                | Ice-O-Matic | CAP EVAPORATOR, FOR EMF1106 (OBS) | SHOWS (2) IN STOCK.                  | EA | PART           | <input type="checkbox"/>            |
|  | 3011984-03  |             |                | Ice-O-Matic | ICE DEFLECTOR                     | FOR B42PS, PRIOR TO YEAR 2008        | EA | PART           | <input checked="" type="checkbox"/> |
|  | 3012509-01  | 3012509-01  |                | Ice-O-Matic | WATER PUMP BRACKET S/S            | FOR ICE0250/400/406/500/606/806/1006 | EA | PART           | <input type="checkbox"/>            |

Non-Stocked, Lead Time

Non-Stocked, Lead Time

| Picture  | Vendor Item | GIS Item   | Alternate Item | Vendor      | Item Description 01                    | Item Description 02                             | UM | Classification | NS                       |
|--|-------------|------------|----------------|-------------|--|---|----|----------------|--------------------------|
|    | 3012526-01  | 3012526-01 |                | Ice-O-Matic | FAN SHROUD                             | FOR<br>ICE0250/0400/040<br>6/0500/0606          | EA | PART           | <input type="checkbox"/> |
|    | 3012527-01  | 3012527-01 |                | Ice-O-Matic | FAN MOTOR<br>BRACKET (OBS)             | SHOWS (2) IN<br>STOCK.                          | EA | PART           | <input type="checkbox"/> |
|    | 3012545-01  | 3012545-01 |                | Ice-O-Matic | WATER TROUGH<br>SUPPORT BRK (OBS)      | SHOWS (58) IN<br>STOCK.                         | EA | PART           | <input type="checkbox"/> |
|    | 3012608-01  | 3012608-01 |                | Ice-O-Matic | CONNECTING<br>STRAP                    | FOR<br>B25/40/42/55/100/<br>110                 | EA | PART           | <input type="checkbox"/> |
|    | 3012646-01  | 3012646-01 |                | Ice-O-Matic | DRIP SHIELD<br>STIFFENER, 48"<br>(OBS) | FOR B100/B110.<br>SHOWS (4) IN<br>STOCK.        | EA | PART           | <input type="checkbox"/> |
|    | 3012729-02  | 3012729-02 |                | Ice-O-Matic | STRAP,<br>DOWNCHUTE (OBS)              | FOR EMF450 /<br>EMF800. SHOWS<br>(2) IN STOCK.  | EA | PART           | <input type="checkbox"/> |
|   | 3012893-01  | 3012893-01 |                | Ice-O-Matic | WATER TROUGH<br>SUPPORT                | FOR ICE0250 /<br>ICE0400 / ICE0500<br>/ ICE0606 | EA | PART           | <input type="checkbox"/> |
|  | 3012905-01  | 3012905-01 |                | Ice-O-Matic | COVER, CONTROL<br>BOX, TOP             | FOR<br>ICE0250/400/406/5<br>00/606/806/1006/    | EA | PART           | <input type="checkbox"/> |
|  | 3013112-01  | 3013112-01 |                | Ice-O-Matic | FAN SHROUD                             | FOR<br>ICE0250/0400/040<br>6/0500/0606          | EA | PART           | <input type="checkbox"/> |
|  | 3013115-01  | 3013115-01 |                | Ice-O-Matic | WATER TROUGH<br>SUP BRACKET (OBS)      | SHOWS (18) IN<br>STOCK.                         | EA | PART           | <input type="checkbox"/> |

| Picture  | Vendor Item | GIS Item   | Alternate Item | Vendor      | Item Description 01                      | Item Description 02                               | UM | Classification | NS                                  |
|--|-------------|------------|----------------|-------------|--|---|----|----------------|-------------------------------------|
|    | 3013118-01  | 3013118-01 |                | Ice-O-Matic | BRACKET FOR<br>TIMER INIT (OBS)          | SHOWS (2) IN<br>STOCK.                            | EA | PART           | <input type="checkbox"/>            |
|    | 3013244-01  | 3013244-01 |                | Ice-O-Matic | DRIP SHIELD<br>HARVEST<br>ASSEMBLY (OBS) | FOR ICE1406-<br>7/1806-7/2106-7.<br>(19) STOCK.   | EA | PART           | <input type="checkbox"/>            |
|    | 3013252-01  | 3013252-01 |                | Ice-O-Matic | FAN MOTOR<br>BRACKET                     | FOR ICE 22" / ICE<br>30" /<br>ICE0806/1006/100    | EA | PART           | <input type="checkbox"/>            |
|    | 3013254-01  |            |                | Ice-O-Matic | FAN SHROUD                               | FOR ICEU150 /<br>ICEU220 / ICEU226                | EA | PART           | <input checked="" type="checkbox"/> |
|    | 3013255-01  |            |                | Ice-O-Matic | ICE DEFLECTOR,<br>RIGHT SIDE             | FOR ICE1506HT                                     | EA | PART           | <input checked="" type="checkbox"/> |
|    | 3013360-01  | 3013360-01 |                | Ice-O-Matic | BIN DOOR HINGE,<br>RIGHT-HAND            | FOR B40PS / B42PS<br>/ B55PS / B100PS /<br>B110PS | EA | PART           | <input type="checkbox"/>            |
|   | 3013360-02  | 3013360-02 |                | Ice-O-Matic | BIN DOOR HINGE,<br>LEFT-HAND             | FOR B40PS / B42PS<br>/ B55PS / B100PS /<br>B110PS | EA | PART           | <input type="checkbox"/>            |
|  | 3013392-01  | 3013392-01 |                | Ice-O-Matic | REAR PANEL                               | FOR SELECT<br>GEM/MFI WATER-<br>REMOTE            | EA | PART           | <input type="checkbox"/>            |
|  | 3013393-01  |            |                | Ice-O-Matic | FAN BRACKET                              | FOR GEM0956 /<br>MFI1156                          | EA | PART           | <input checked="" type="checkbox"/> |
|  | 3013394-01  |            |                | Ice-O-Matic | FAN BRACKET                              | FOR GEM0450 /<br>GEM0650 /<br>MFI0500 / MFI0800   | EA | PART           | <input checked="" type="checkbox"/> |

Non-Stocked,  
Lead Time

Non-Stocked,  
Lead Time

Non-Stocked,  
Lead Time

Non-Stocked,  
Lead Time

| Picture  | Vendor Item | GIS Item   | Alternate Item | Vendor      | Item Description 01 | Item Description 02               | UM | Classification | NS                                  |                        |
|--|-------------|------------|----------------|-------------|---------------------|-----------------------------------|----|----------------|-------------------------------------|------------------------|
|    | 3013606-01  |            |                | Ice-O-Matic | CONDENSER BRACKET   | FOR RCA-2061 / RCA-3561           | EA | PART           | <input checked="" type="checkbox"/> | Non-Stocked, Lead Time |
|    | 3013606-02  |            |                | Ice-O-Matic | CONDENSER BRACKET   | FOR RCA-3061                      | EA | PART           | <input checked="" type="checkbox"/> | Non-Stocked, Lead Time |
|    | 3013632-01  |            |                | Ice-O-Matic | J BOX COVER         | FOR RCA-1001/2061/3061/3561 /     | EA | PART           | <input checked="" type="checkbox"/> | Non-Stocked, Lead Time |
|    | 3013634-01  |            |                | Ice-O-Matic | REAR PANEL          | FOR ALL 22" AND 30" CIM MODELS    | EA | PART           | <input checked="" type="checkbox"/> | Non-Stocked, Lead Time |
|    | 3013634-03  | 3013634-03 |                | Ice-O-Matic | REAR PANEL, 48"     | FOR CIM1446 / CIM1447 / CIM2046 / | EA | PART           | <input type="checkbox"/>            |                        |
|    | 3013634-04  |            |                | Ice-O-Matic | REAR COVER          | FOR CIM0826 / CIM1126             | EA | PART           | <input checked="" type="checkbox"/> | Non-Stocked, Lead Time |
|   | 3013639-01  |            |                | Ice-O-Matic | FAN SHROUD          | FOR 22" AND 30" CIM MODELS        | EA | PART           | <input checked="" type="checkbox"/> | Non-Stocked, Lead Time |
|  | 3013639-02  |            |                | Ice-O-Matic | FAN SHROUD          | FOR CIM1446 / CIM1447             | EA | PART           | <input checked="" type="checkbox"/> | Non-Stocked, Lead Time |
|  | 3013697-02  |            | 3013697-02A    | Ice-O-Matic | FAN SHROUD          | FOR CIM0826/1126/0836/1136/1137   | EA | PART           | <input checked="" type="checkbox"/> | Non-Stocked, Lead Time |
|  | 3013698-01  |            |                | Ice-O-Matic | CONDENSER, REMOTE   | FOR RCA-3061                      | EA | Condenser      | <input checked="" type="checkbox"/> | Non-Stocked, Lead Time |

| Picture  | Vendor Item | GIS Item   | Alternate Item | Vendor      | Item Description 01             | Item Description 02              | UM | Classification | NS                                  |                        |
|--|-------------|------------|----------------|-------------|---------------------------------|----------------------------------|----|----------------|-------------------------------------|------------------------|
|    | 3013699-01  |            |                | Ice-O-Matic | CONDENSER, REMOTE               | FOR RCA-1001/1061 / RGA0501/1061 | EA | Condenser      | <input checked="" type="checkbox"/> | Non-Stocked, Lead Time |
|    | 3013700-01  |            |                | Ice-O-Matic | CONDENSER, REMOTE               | FOR RCA-2061                     | EA | PART           | <input checked="" type="checkbox"/> | Non-Stocked, Lead Time |
|    | 3013783-01  |            |                | Ice-O-Matic | CONDENSER, REMOTE               | FOR RCA-3561                     | EA | Condenser      | <input checked="" type="checkbox"/> | Non-Stocked, Lead Time |
|    | 3013831-01  |            |                | Ice-O-Matic | FAN SHROUD                      | FOR CIM2046A                     | EA | PART           | <input checked="" type="checkbox"/> | Non-Stocked, Lead Time |
|    | 3021230-02  | 3021230-02 |                | Ice-O-Matic | 38" TOP PANEL STAINLESS (OBS)   | FOR EF250/450/800. SHOWS (2) IN  | EA | PART           | <input type="checkbox"/>            |                        |
|    | 3021234-02  | 3021234-02 |                | Ice-O-Matic | FRONT PANEL SS 38" CAB. (OBS)   | SHOWS (1) IN STOCK.              | EA | PART           | <input type="checkbox"/>            |                        |
|   | 3021359-02  | 3021359-02 |                | Ice-O-Matic | LEFT-HAND SIDE ACCESS PANEL S/S | FOR EF250A / EF450A / EF800A     | EA | PART           | <input type="checkbox"/>            |                        |
|  | 3021740-01  | 3021740-01 |                | Ice-O-Matic | REAR PANEL                      | FOR ICE0806 / ICE1006 / ICE1007  | EA | PART           | <input type="checkbox"/>            |                        |
|  | 3021742-01  |            |                | Ice-O-Matic | REAR PANEL                      | FOR ICE0250/0400/0406/0500/0606  | EA | PART           | <input checked="" type="checkbox"/> | Non-Stocked, Lead Time |
|  | 3021775-01  | 3021775-01 |                | Ice-O-Matic | SIDE PANEL, RH, SOLID           | FOR ICE0806 UP TO ICE2107        | EA | PART           | <input type="checkbox"/>            |                        |

| Picture | Vendor Item | GIS Item   | Alternate Item | Vendor      | Item Description 01                  | Item Description 02                 | UM | Classification | NS                       |
|---------|-------------|------------|----------------|-------------|--------------------------------------|-------------------------------------|----|----------------|--------------------------|
|         | 3021794-01  | 3021794-01 |                | Ice-O-Matic | LOUVERED SIDE PANEL, RH (OBS)        | FOR ICE0806/1006/1007. SHOWS (2) IN | EA | PART           | <input type="checkbox"/> |
|         | 3021831-01  | 3021831-01 |                | Ice-O-Matic | LOUVERED SIDE PANEL, RH              | FOR ICE0320A / ICE0520A             | EA | PART           | <input type="checkbox"/> |
|         | 3021847-01  | 3021847-01 |                | Ice-O-Matic | TOP PANEL, 22" ICE SERIES (OBS)      | SHOWS (1) IN STOCK.                 | EA | PART           | <input type="checkbox"/> |
|         | 3021874-01  | 3021874-01 |                | Ice-O-Matic | LOWER PANEL, RIGHT OR LEFT SIDE      | FOR ICEU150 / ICEU220 / ICEU226     | EA | PART           | <input type="checkbox"/> |
|         | 3021883-01  | 3021883-01 |                | Ice-O-Matic | LOWER SIDE PANEL, RIGHT OR LEFT SIDE | FOR ICEU300A2,A3,A4,A5,A6,-         | EA | PART           | <input type="checkbox"/> |
|         | 3021914-01  | 3021914-01 |                | Ice-O-Matic | SIDE PANEL, NON-LOUVERED, RH, 30"    | FOR ICE0250/400/406/500/606         | EA | PART           | <input type="checkbox"/> |
|         | 3021915-01  | 3021915-01 |                | Ice-O-Matic | SIDE PANEL, LEFT-HAND                | FOR ICE0250/0400/0406/0500/0606     | EA | PART           | <input type="checkbox"/> |
|         | 3021950-01  | 3021950-01 |                | Ice-O-Matic | END PANEL, LEFT-HAND                 | FOR GEM AND MFI SERIES ICEMAKERS    | EA | PART           | <input type="checkbox"/> |
|         | 3021952-01  | 3021952-01 |                | Ice-O-Matic | PANEL, RIGHT-HAND                    | FOR GEM AND MFI SERIES ICEMAKERS    | EA | PART           | <input type="checkbox"/> |
|         | 3021953-01  | 3021953-01 |                | Ice-O-Matic | SERVICE PANEL                        | FOR GEM AND MFI SERIES ICEMAKERS    | EA | PART           | <input type="checkbox"/> |



| Picture   | Vendor Item | GIS Item   | Alternate Item | Vendor      | Item Description 01                         | Item Description 02                              | UM | Classification | NS                                  |
|---|-------------|------------|----------------|-------------|---|--|----|----------------|-------------------------------------|
|    | 3021965-02  | 3021965-02 |                | Ice-O-Matic | SIDE PANEL, LH,<br>30" CUBER, METAL         | FOR<br>ICE0250/0400/040<br>6/0500/0606           | EA | PART           | <input type="checkbox"/>            |
|    | 3021967-02  |            |                | Ice-O-Matic | PANEL, NON-<br>LOUVERED, RH,<br>METAL       | FOR ICE0320W-T /<br>ICE0520W                     | EA | PART           | <input checked="" type="checkbox"/> |
|    | 3021969-02S |            |                | Ice-O-Matic | SIDE PANEL, RIGHT<br>OR LEFT HAND,<br>METAL | FOR ICE0806R-W<br>UP TO ICE2106R-W               | EA | PART           | <input checked="" type="checkbox"/> |
|    | 3022002-01  |            |                | Ice-O-Matic | TOP PANEL                                   | FOR ALL RCA AND<br>RGA MODELS                    | EA | PART           | <input checked="" type="checkbox"/> |
|    | 3022004-01  |            |                | Ice-O-Matic | SIDE PANEL                                  | FOR RCA-<br>1001/1061 /<br>RGA0501/1001/106      | EA | PART           | <input checked="" type="checkbox"/> |
|    | 3022006-01  |            |                | Ice-O-Matic | CORNER POST                                 | FOR RCA-<br>1001/1061/3061 /<br>RGA0501/1001/106 | EA | PART           | <input checked="" type="checkbox"/> |
|   | 3022006-02  |            |                | Ice-O-Matic | CORNER POST                                 | FOR RCA-2061 /<br>RCA-3561                       | EA | PART           | <input checked="" type="checkbox"/> |
|  | 3022007-02  | 3022007-02 |                | Ice-O-Matic | SIDE PANEL, LEFT-<br>HAND                   | FOR<br>CIM0320/326/520/<br>526/330/430/436/      | EA | PART           | <input type="checkbox"/>            |
|  | 3022007-03  |            |                | Ice-O-Matic | SIDE PANEL, RIGHT-<br>HAND, 22"-30" CIM     | FOR<br>CIM0320/326/520/<br>526/330/430/436/      | EA | PART           | <input checked="" type="checkbox"/> |
|  | 3022007-04  | 3022007-04 |                | Ice-O-Matic | SIDE PANEL, RIGHT-<br>HAND, AIR COOLED      | FOR<br>CIM0826/1126/113<br>6/1446-7/2046         | EA | PART           | <input type="checkbox"/>            |

Non-Stocked,  
Lead Time

Non-Stocked,  
Lead Time

Non-Stocked,  
Lead Time

Non-Stocked,  
Lead Time

Non-Stocked,  
Lead Time

Non-Stocked,  
Lead Time

Non-Stocked,  
Lead Time

| Picture  | Vendor Item | GIS Item   | Alternate Item | Vendor      | Item Description 01                   | Item Description 02                   | UM | Classification | NS                                  |
|--|-------------|------------|----------------|-------------|---------------------------------------|---------------------------------------|----|----------------|-------------------------------------|
|    | 3022007-05  | 3022007-05 |                | Ice-O-Matic | SIDE PANEL, LEFT-HAND                 | FOR CIM0826/1126/1136-7/1446-7/2046-7 | EA | PART           | <input type="checkbox"/>            |
|    | 3022007-06  | 3022007-06 |                | Ice-O-Matic | SIDE PANEL, RIGHT-HAND, REMOTE-WATER  | FOR CIM0826/1126/1136-7/1446-7/2046-7 | EA | PART           | <input type="checkbox"/>            |
|    | 3022007-08  | 3022007-08 |                | Ice-O-Matic | SIDE PANEL, RIGHT-HAND, AIR COOLED    | FOR CIM0320-6/0520-6/0330/0430/0436   | EA | PART           | <input type="checkbox"/>            |
|    | 3022010-01  |            |                | Ice-O-Matic | LEG ONLY, (1) EACH                    | FOR ALL RCA AND RGA MODELS            | EA | Leg Set        | <input checked="" type="checkbox"/> |
|    | 3022012-01  | 3022012-01 |                | Ice-O-Matic | TOP PANEL, 22", WATER-COOLED MODELS   | FOR CIM0320/0326/0520/0526/0826/0112  | EA | PART           | <input type="checkbox"/>            |
|    | 3022012-03  | 3022012-03 |                | Ice-O-Matic | TOP PANEL, 30", WATER & REMOTE MODELS | FOR CIM0330/430/436/530/636/836/1136- | EA | PART           | <input type="checkbox"/>            |
|   | 3022012-05  |            |                | Ice-O-Matic | TOP PANEL, 48", REMOTE AND WATER      | FOR CIM1446/1447/2046/2047            | EA | PART           | <input checked="" type="checkbox"/> |
|  | 3022012-07  | 3022012-07 |                | Ice-O-Matic | TOP PANEL, LOUVERED, 22" CIM, AIR     | FOR CIM0320/0326/0520/0526/0826/1126  | EA | PART           | <input type="checkbox"/>            |
|  | 3022015-01  |            |                | Ice-O-Matic | ACCESS PANEL                          | FOR ALL RCA AND RGA MODELS            | EA | PART           | <input checked="" type="checkbox"/> |
|  | 3022036-01  |            |                | Ice-O-Matic | SOLID REAR PANEL                      | FOR RGA0501-HM ONLY                   | EA | PART           | <input checked="" type="checkbox"/> |


Non-Stocked, Lead Time

Non-Stocked, Lead Time


Non-Stocked, Lead Time

Non-Stocked, Lead Time

| Picture   | Vendor Item | GIS Item   | Alternate Item | Vendor      | Item Description 01                         | Item Description 02                             | UM | Classification           | NS                       |
|---|-------------|------------|----------------|-------------|---|---|----|--------------------------|--------------------------|
|    | 3051162-01  | 9131026-02 |                | Ice-O-Matic | SPLASH CAP PLUG<br>W/ 1-3/8" HOLE           | SEE OEM #<br>9131026-02<br>(ACTIVE ITEM)        | EA | PART                     | <input type="checkbox"/> |
|     | 3051197-03S | 3051197-03 | 3051197-03S    | Ice-O-Matic | SPLASH CURTAIN                              | FOR ICE1406 /<br>ICE1407                        | EA | Splash Curtain           | <input type="checkbox"/> |
|     | 3051197-04S | 3051197-04 | 3051197-04S    | Ice-O-Matic | SPLASH CURTAIN                              | FOR ICE1806 /<br>ICE1807 / ICE2106<br>/ ICE2107 | EA | Splash Curtain           | <input type="checkbox"/> |
|     | 3051198-01S | 3051198-01 | 3051198-01S    | Ice-O-Matic | PRIMARY CHUTE<br>GASKET                     | FOR CMF2306 /<br>EMF2306 / LP2306               | EA | PART                     | <input type="checkbox"/> |
|     | 3051231-04S | 3051231-04 | 3051231-04S    | Ice-O-Matic | SPLASH CURTAIN                              | FOR ICE0520,<br>QUESTIONABLE (?)                | EA | Splash Curtain           | <input type="checkbox"/> |
|     | 3051233-02S | 3051233-02 | 3051233-02S    | Ice-O-Matic | SPLASH CURTAIN                              | FOR ICE0320                                     | EA | Splash Curtain           | <input type="checkbox"/> |
|    | 3991045-01S | 3991045-01 | 3991045-01S    | Ice-O-Matic | SECONDARY CHUTE<br>GASKET                   | FOR EMF450 /<br>EMF800                          | EA | PART                     | <input type="checkbox"/> |
|   | 6021032-01  | 6021032-01 |                | Ice-O-Matic | POLY WATER LINE<br>1/4 OD (220-<br>044X500) | FOR<br>ICEU150/220/226/<br>300                  | FT | PART                     | <input type="checkbox"/> |
|   | 6051062-01  | 6051062-01 |                | Ice-O-Matic | FOOD GRADE<br>BEARING<br>LUBRICANT          | UPPER BEARING<br>GREASE / FOR ALL<br>GEM/MFI    | EA | Accessory (Ice<br>Maker) | <input type="checkbox"/> |
|  | 6051073-01  | 6051073-01 |                | Ice-O-Matic | GEAR REDUCER OIL<br>/ LUBRICANT             | FOR<br>GEMD520/540/790<br>/ ALL GEM/MFI         | EA | Accessory (Ice<br>Maker) | <input type="checkbox"/> |

| Picture  | Vendor Item | GIS Item    | Alternate Item | Vendor      | Item Description 01                  | Item Description 02                    | UM | Classification | NS                                  |
|--|-------------|-------------|----------------|-------------|--------------------------------------|--|----|----------------|-------------------------------------|
|    | 6081004-06  | 6081004-06  |                | Ice-O-Matic | GASKET STRIP 1/4" X 1"               | FOR B25/42/40/55/100/110               | FT | PART           | <input type="checkbox"/>            |
|    | 6081004-07  | 6081004-07  |                | Ice-O-Matic | DRIP SHIELD GASKET 1/8" X 1/2"       | FOR GEM0450/650/956 / MFI500/800/1256  | FT | PART           | <input type="checkbox"/>            |
|    | 6081036-01  | 6081029-01  |                | Ice-O-Matic | V-GASKET, BIN DOOR                   | FOR B25/42/40/55/B100/110              | FT | PART           | <input type="checkbox"/>            |
|    | 6081037-01  |             |                | Ice-O-Matic | GASKET L SHAPED                      | SOLD BY THE FOOT, FOR B42/40/55/100/11 | FT | PART           | <input checked="" type="checkbox"/> |
|    | 80442701    | 80442701    |                | Ice-O-Matic | GEARMOTOR, 230V (CRYSTAL TIPS) (OBS) | SHOWS (1) IN STOCK.                    | EA | Motor          | <input type="checkbox"/>            |
|    | 80451403    | 80451403    |                | Ice-O-Matic | WATER PUMP (CRYSTAL TIPS) (OBS)      | SHOWS (1) IN STOCK.                    | EA | Water Pump     | <input type="checkbox"/>            |
|   | 80654901    | 80654901    |                | Ice-O-Matic | BIN COVER, FRONT (OBS)               | SHOWS (4) IN STOCK. FOR CD20030        | EA | PART           | <input type="checkbox"/>            |
|  | 9021001-04  | 9021001-04  |                | Ice-O-Matic | 6" LEG SET BLACK (SET OF 4)          | FOR ICEU150/220/226/300 /              | ST | Leg Set        | <input type="checkbox"/>            |
|  | 9021010-04  | 9021010-04  |                | Ice-O-Matic | CLAMP HOSE SNP-18, PLASTIC           | FOR USE WITH ALL MODELS                | EA | Clamp or Tie   | <input type="checkbox"/>            |
|  | 9021010-04P | 9021010-04P |                | Ice-O-Matic | CLAMP HOSE SNP-18 (25 PACK)          | FOR USE WITH ALL MODELS                | EA | Clamp or Tie   | <input type="checkbox"/>            |

Non-Stocked,  
Lead Time

| Picture  | Vendor Item | GIS Item   | Alternate Item | Vendor      | Item Description 01                | Item Description 02                  | UM | Classification | NS                       |
|--|-------------|------------|----------------|-------------|------------------------------------|--------------------------------------|----|----------------|--------------------------|
|    | 9021028-01  | 9021028-01 |                | Ice-O-Matic | 3/16 KEY SQUARE X 1" (OBS)         | FOR EF250/450/800. SHOWS (6) IN      | EA | PART           | <input type="checkbox"/> |
|   | 9021088-01  | 9021088-01 |                | Ice-O-Matic | CASTER, SWIVEL, 5" DIAMETER        | FOR CRT125                           | EA | Leg Set        | <input type="checkbox"/> |
|    | 9021094-01  | 9021094-01 |                | Ice-O-Matic | CASTER, RIDGID, 5" DIA, FIXED REAR | FOR CRT125                           | EA | Leg Set        | <input type="checkbox"/> |
|    | 9021102-01  | 9021102-01 |                | Ice-O-Matic | PROBE SHAFT                        | FOR ICE0320/0520/0806/1006/1007/1406 | EA | PART           | <input type="checkbox"/> |
|   | 9021109-02  | 9021109-02 |                | Ice-O-Matic | FRICTION SLEEVE, TRIPLE BALL       | FOR B42/40/55/100/110                | EA | PART           | <input type="checkbox"/> |
|   | 9021110-02  | 9021110-02 |                | Ice-O-Matic | TRIPLE BALL HINGE PIN              | FOR B42/40/55/100/110                | EA | PART           | <input type="checkbox"/> |
|    | 9021140-01  | 9021140-01 |                | Ice-O-Matic | INSULATION                         | FOR GEM0450/650/956 /                | EA | PART           | <input type="checkbox"/> |
|  | 9021141-01  | 9021141-01 |                | Ice-O-Matic | WATER SEAL RING                    | FOR GEM0450/650/956 /1306/MFI0500/08 | EA | PART           | <input type="checkbox"/> |
|  | 9021142-01  | 9021142-01 |                | Ice-O-Matic | WATER SEAL                         | FOR GEM0450/650/956 /1306/MFI0500/08 | EA | PART           | <input type="checkbox"/> |
|  | 9031001-01  | 9031001-01 |                | Ice-O-Matic | SCREW HEX HD 1/2-20X1              | FOR EF250 / EF450 / EF800            | EA | Hardware       | <input type="checkbox"/> |

| Picture  | Vendor Item | GIS Item    | Alternate Item | Vendor      | Item Description 01                    | Item Description 02                  | UM | Classification | NS                                  |
|--|-------------|-------------|----------------|-------------|--|--------------------------------------|----|----------------|-------------------------------------|
|   | 9031001-01P |             |                | Ice-O-Matic | SCREW HEX HD 1/2-20X1 (10-PACK)        | FOR EF250 / EF450 / EF800            | EA | Hardware       | <input checked="" type="checkbox"/> |
|   | 9031001-42  | 9031001-42  |                | Ice-O-Matic | HEX CAP (SOCKET HEAD) SCREW            | FOR GEM0450/650/956 /1306/MFI0500/08 | EA | Hardware       | <input type="checkbox"/>            |
|   | 9031003-01  | 9031003-01  |                | Ice-O-Matic | WASHER PLAIN 1/4 W SS                  | FOR VRC1001/1061/206 1/2661/5061     | EA | Hardware       | <input type="checkbox"/>            |
|   | 9031003-03  | 9031003-03  |                | Ice-O-Matic | WASHER PLAIN 10 SS (SINGLE)            | FOR ICE1406 / ICE1407                | EA | Hardware       | <input type="checkbox"/>            |
|    | 9031004-09  | 9031004-09  |                | Ice-O-Matic | WASHER SPECIAL 1.625 OD STL (SINGLE)   | FOR EMF400 / EMF800                  | EA | Hardware       | <input type="checkbox"/>            |
|   | 9031004-09P |             |                | Ice-O-Matic | WASHER SPECIAL 1.625 OD STL (10-PACK)  | FOR EMF400 / EMF800                  | EA | Hardware       | <input checked="" type="checkbox"/> |
|   | 9031004-19  | 9031004-19  |                | Ice-O-Matic | RUBBER WASHER (SINGLE)                 | FOR ALL ICEU AND ICE SERIES MODELS   | EA | Hardware       | <input type="checkbox"/>            |
|  | 9031004-19P | 9031004-19P |                | Ice-O-Matic | RUBBER WASHER (10-PACK)                | FOR ALL ICEU AND ICE SERIES MODELS   | PA | Hardware       | <input type="checkbox"/>            |
|  | 9031008-15P | 9031008-15P |                | Ice-O-Matic | SCREW #10-32 (10-PACK), BIN DOOR HINGE | FOR B25/42/40/55/100/110             | EA | Hardware       | <input type="checkbox"/>            |
|  | 9031009-01  | 9031009-01  |                | Ice-O-Matic | BLACK PLASTIC PUSH PIN (OBS)           | SHOWS (34) IN STOCK.                 | EA | Hardware       | <input type="checkbox"/>            |

Non-Stocked,  
Lead Time

Non-Stocked,  
Lead Time

| Picture  | Vendor Item | GIS Item    | Alternate Item | Vendor      | Item Description 01                 | Item Description 02               | UM | Classification | NS                                  |
|--|-------------|-------------|----------------|-------------|-------------------------------------|-----------------------------------|----|----------------|-------------------------------------|
|    | 9031012-02  | 9031012-02  |                | Ice-O-Matic | NUT, SELF RETAINING, LOCK NUT (LEG) | FOR ALL ICEU AND BIN MODELS       | EA | Hardware       | <input type="checkbox"/>            |
|    | 9031022-02  | 9031022-02  |                | Ice-O-Matic | SCREW NON-S/S (OBS)                 | SHOWS (21) IN STOCK.              | EA | Hardware       | <input type="checkbox"/>            |
|    | 9031029-01  | 9031029-01  | 9031119-01     | Ice-O-Matic | SCREW SHOULDER 1/4 X 1/2            | * REPLACED BY OEM # 9031119-01    | EA | Hardware       | <input type="checkbox"/>            |
|    | 9031033-03  | 9031033-03  | 9031033-03P    | Ice-O-Matic | SCREW SET, RETAINING NUT (SINGLE)   | FOR EF250/450/800 / F250 /        | EA | Hardware       | <input type="checkbox"/>            |
|    | 9031033-03P |             |                | Ice-O-Matic | SCREW SET, RETAINING NUT (10-PACK)  | FOR EF250/450/800 / F250 /        | EA | Hardware       | <input checked="" type="checkbox"/> |
|    | 9031046-01  | 9031046-01  |                | Ice-O-Matic | REAR PANEL SCREW (SINGLE)           | USED ON ALL ICE AND CIM MODELS    | EA | Hardware       | <input type="checkbox"/>            |
|   | 9031046-01P | 9031046-01P |                | Ice-O-Matic | SCREW 10-16 X 1/2 (10-PACK)         | USED ON ALL ICE AND CIM MODELS    | PA | Hardware       | <input type="checkbox"/>            |
|  | 9031046-03  |             |                | Ice-O-Matic | FRONT GRILL SCREW (SINGLE)          | FOR ICEU AND ICE SERIES ICEMAKERS | EA | Hardware       | <input checked="" type="checkbox"/> |
|  | 9031046-03P |             |                | Ice-O-Matic | FRONT GRILL SCREW (10-PACK)         | FOR ICEU AND ICE SERIES ICEMAKERS | EA | Hardware       | <input checked="" type="checkbox"/> |
|  | 9031046-24P | 9031046-24P |                | Ice-O-Matic | SCREW 10-16 X 1/2 (10-PACK)         | FOR ICEU AND ICE SERIES ICEMAKERS | PA | Hardware       | <input type="checkbox"/>            |

Non-Stocked, Lead Time

Non-Stocked, Lead Time

Non-Stocked, Lead Time

| Picture  | Vendor Item | GIS Item    | Alternate Item | Vendor      | Item Description 01                 | Item Description 02                     | UM | Classification | NS                                  |
|--|-------------|-------------|----------------|-------------|-------------------------------------|---|----|----------------|-------------------------------------|
|   | 9031046-27  |             |                | Ice-O-Matic | SCREW (SINGLE)                      | FOR CD40022/30/130 / GEM1306/2006/15    | EA | Hardware       | <input checked="" type="checkbox"/> |
|    | 9031046-27P | 9031046-27P |                | Ice-O-Matic | SCREW PHP #8 X 3/8S (10 PACK)       | FOR CD40022/30/130 / GEM1306/2006/15    | EA | Hardware       | <input type="checkbox"/>            |
|    | 9031051-07  | 9031051-07  | 9031122-01     | Ice-O-Matic | SCREW THUMB #8-32 X 3/8 BRASS       | REPLACED BY # 9031122-01 (INTERCHANGED) | EA | Hardware       | <input type="checkbox"/>            |
|    | 9031051-08  | 9031051-08  | 9031122-02     | Ice-O-Matic | SCREW THUMB                         | REPLACED BY # 9031122-02 (INTERCHANGED) | EA | Hardware       | <input type="checkbox"/>            |
|   | 9031098-02  | 9031098-02  |                | Ice-O-Matic | BLACK PANEL SCREW (SINGLE)          | FOR ALL ICE AND ICEU SERIES ICEMAKERS   | EA | Hardware       | <input type="checkbox"/>            |
|    | 9031098-02P | 9031098-02P |                | Ice-O-Matic | SCREW #10 X 1/2 (25-PACK)           | FOR ALL ICE AND ICEU SERIES ICEMAKERS   | PA | Hardware       | <input type="checkbox"/>            |
|  | 9031098-03  | 9031098-03  |                | Ice-O-Matic | DRIP SHIELD SCREW (SINGLE)          | FOR B25/42/40/55/100/110                | EA | Hardware       | <input type="checkbox"/>            |
|  | 9031098-04P | 9031098-04P |                | Ice-O-Matic | FRONT PANEL SCREW (10-PACK) VER4/5  | FOR ICE0320/520 / ICE0806/1006-7/1406-7 | EA | Hardware       | <input type="checkbox"/>            |
|  | 9031098-05P | 9031098-05P |                | Ice-O-Matic | SCREW #10 X 1/2 (10-PACK)           | FOR B25/42/40/55/100/110                | EA | Hardware       | <input type="checkbox"/>            |
|  | 9031113-03P | 9031113-03P |                | Ice-O-Matic | DRIP SHEILD END CAP SCREW (10-PACK) | FOR B25/42/40/55/100/110                | EA | Hardware       | <input type="checkbox"/>            |

Non-Stocked,  
Lead Time




| Picture   | Vendor Item | GIS Item    | Alternate Item | Vendor      | Item Description 01                    | Item Description 02                       | UM | Classification | NS                                  |                        |
|---|-------------|-------------|----------------|-------------|--|---|----|----------------|-------------------------------------|------------------------|
|    | 9031113-04  | 9031113-04  |                | Ice-O-Matic | STIFFENER SCREW (SINGLE)               | FOR B25/40/42/55/100/110                  | EA | Hardware       | <input type="checkbox"/>            |                        |
|     | 9031113-04P |             |                | Ice-O-Matic | STIFFENER SCREW PHP 10-16 X (10-PACK)  | FOR B25/42/40/55/100/110                  | EA | Hardware       | <input checked="" type="checkbox"/> | Non-Stocked, Lead Time |
|     | 9031118-04  |             |                | Ice-O-Matic | FLANGED LOCK NUT 8-32, SS, FAN MOTOR   | FOR ALL RCA AND RGA CONDENSERS            | EA | Hardware       | <input checked="" type="checkbox"/> | Non-Stocked, Lead Time |
|     | 9031119-01  | 9031029-01  |                | Ice-O-Matic | SCREW SHOULDER 1/4 X 1/2 (10-24 THD)   | * REPLACED BY OEM # 9031119-01            | EA | Hardware       | <input type="checkbox"/>            |                        |
|     | 9031120-01  | 9031120-01  |                | Ice-O-Matic | NUT PLATE (CAM SWITCH)                 | FOR ICE0806 / ICE1006 / ICE1007           | EA | PART           | <input type="checkbox"/>            |                        |
|     | 9031122-01  | 9031051-07  |                | Ice-O-Matic | SCREW THUMB #8-32 X 3/8 BRASS (SINGLE) | FOR ICEU AND ICE SERIES ICEMAKERS         | EA | Hardware       | <input type="checkbox"/>            |                        |
|    | 9031122-01P | 9031122-01P |                | Ice-O-Matic | SCREW 8-32 X 3/8 (10-PACK)             | FOR ICEU AND ICE SERIES ICEMAKERS         | PA | Hardware       | <input type="checkbox"/>            |                        |
|   | 9031122-02  | 9031051-08  |                | Ice-O-Matic | SCREW THUMB 10-32 X 5/8 (SINGLE)       | FOR ICEU150 / ICEU220 / ICEU226           | EA | Hardware       | <input type="checkbox"/>            |                        |
|   | 9031122-03P | 9031122-03P |                | Ice-O-Matic | SCREW 10-32 X 3/8 (10-PACK)            | FOR ICEU150 / ICEU220 / ICEU226 / ICEU300 | PA | Hardware       | <input type="checkbox"/>            |                        |
|  | 9031141-01  | 9031141-01  |                | Ice-O-Matic | PLASTIC NUT INSERT (SINGLE)            | FOR ALL ICEU / ICE / AND B-SERIES BINS    | EA | Hardware       | <input type="checkbox"/>            |                        |

| Picture  | Vendor Item | GIS Item    | Alternate Item | Vendor      | Item Description 01                | Item Description 02                      | UM | Classification | NS                                  |
|--|-------------|-------------|----------------|-------------|------------------------------------|--|----|----------------|-------------------------------------|
|    | 9031141-01P | 9031141-01P |                | Ice-O-Matic | PLASTIC NUT INSERT (25-PACK)       | FOR ALL ICEU / ICE / AND B-SERIES BINS   | PA | Hardware       | <input type="checkbox"/>            |
|    | 9031153-03  |             |                | Ice-O-Matic | LEG STUD (REQUIRES 2 FOR EACH LEG) | FOR ALL RCA AND RGA MODELS               | EA | PART           | <input checked="" type="checkbox"/> |
|    | 9031182-01  |             |                | Ice-O-Matic | SCREW, GRILL FASTENER (SINGLE)     | (4 EACH PER GRILL), FOR RGA / RCA MODELS | EA | Hardware       | <input checked="" type="checkbox"/> |
|    | 9031237-01  | 9031237-01  |                | Ice-O-Matic | PANEL SCREWS (SINGLE), CIM SERIES  | FOR CIM0320 UP TO CIM1137                | EA | Hardware       | <input type="checkbox"/>            |
|    | 9041001-01  | 9041001-01  |                | Ice-O-Matic | CONTROL PRESSURE HI (OBS)          | SHOWS (3) IN STOCK.                      | EA | PART           | <input type="checkbox"/>            |
|    | 9041002-01  | 9041002-01  |                | Ice-O-Matic | THERMOSTAT LOW TEMP SAFETY         | FOR CF, CMF, EF, EFD, EMF, F/MF700, F250 | EA | PART           | <input type="checkbox"/>            |
|   | 9041003-02  | 9041003-02  |                | Ice-O-Matic | CONTROL PRESSURE FAN (OBS)         | SHOWS (1) IN STOCK.                      | EA | PART           | <input type="checkbox"/>            |
|  | 9041004-01  | 9041004-01  |                | Ice-O-Matic | BIN THERMOSTAT (OBS)               | SHOWS (2) ON A TRUCK.                    | EA | Bin Thermostat | <input type="checkbox"/>            |
|  | 9041004-02  | 9041004-02  |                | Ice-O-Matic | THERMOSTAT                         | FOR F/CF/EF/CMF/EMF/GC/LP/MF             | EA | Bin Thermostat | <input type="checkbox"/>            |
|  | 9041004-05  | 9041004-05  |                | Ice-O-Matic | CUBE SIZE THERMOSTAT (OBS)         | FOR GC756 / GC806. SHOWS (7) IN STOCK.   | EA | Bin Thermostat | <input type="checkbox"/>            |

Non-Stocked, Lead Time

Non-Stocked, Lead Time

| Picture   | Vendor Item | GIS Item   | Alternate Item | Vendor      | Item Description 01                         | Item Description 02                          | UM | Classification | NS                       |
|---|-------------|------------|----------------|-------------|---|--|----|----------------|--------------------------|
|     | 9041004-07  | 9041004-07 |                | Ice-O-Matic | THERMOSTAT,<br>SUCTION LINE (OBS)           | SHOWS (2) IN<br>STOCK.                       | EA | Bin Thermostat | <input type="checkbox"/> |
|    | 9041010-01  | 9041010-01 |                | Ice-O-Matic | REGULATOR<br>WATER PRESSURE                 | FOR<br>F/C/CF/CMF/EC/EF<br>D/EMF/EUC/FD/HD   | EA | PART           | <input type="checkbox"/> |
|     | 9041014-12  | 9041014-12 |                | Ice-O-Matic | WATER PURGE<br>VALVE 30" (OBS)              | FOR GC656/756.<br>SHOWS (1) ON A<br>TRUCK.   | EA | Purge Valve    | <input type="checkbox"/> |
|     | 9041040-01  | 9041040-01 | 9041092-02     | Ice-O-Matic | CTRL PRESS PUMP<br>DOWN, FOR GC756<br>(OBS) | * REPLACED BY<br>OEM # 9041092-02            | EA | PART           | <input type="checkbox"/> |
|     | 9041051-01  | 9041051-01 |                | Ice-O-Matic | CONTROL<br>PRESSURE HIGH<br>(OBS)           | SHOWS (1) ON A<br>TRUCK.                     | EA | PART           | <input type="checkbox"/> |
|     | 9041051-04  | 9041051-04 |                | Ice-O-Matic | HIGH PRESSURE<br>CONTROL 450 PSI<br>(OBS)   | SHOWS (1) ON A<br>TRUCK.                     | EA | PART           | <input type="checkbox"/> |
|    | 9041055-01  | 9041055-01 |                | Ice-O-Matic | THERMOSTAT BIN<br>CONTROL                   |  | EA | Bin Thermostat | <input type="checkbox"/> |
|   | 9041056-01  | 9041056-01 |                | Ice-O-Matic | REGULATOR<br>WATER PRESSURE                 | FOR ICE1806W<br>/1807W/2106W/21<br>07W       | EA | PART           | <input type="checkbox"/> |
|  | 9041059-01  | 9041059-01 |                | Ice-O-Matic | REGULATOR<br>WATER PRESS W/<br>BRACKET      | FOR ICE / ICEU /<br>CIM WATER<br>COOLED ONLY | EA | PART           | <input type="checkbox"/> |
|  | 9041060-01  | 9041060-01 | 9041105-01     | Ice-O-Matic | VALVE SOLENOID<br>PURGE, 115V (OBS)         | * REPLACED BY<br>OEM # 9041105-01            | EA | Purge Valve    | <input type="checkbox"/> |

| Picture  | Vendor Item | GIS Item   | Alternate Item | Vendor      | Item Description 01                        | Item Description 02              | UM | Classification | NS                       |
|--|-------------|------------|----------------|-------------|--|----------------------------------|----|----------------|--------------------------|
|   | 9041060-02  | 9041060-02 |                | Ice-O-Matic | PURGE VALVE, 220V, FOR EC406 / EC606 (OBS) | SHOWS (1) IN STOCK AND ON TRUCK. | EA | Purge Valve    | <input type="checkbox"/> |
|    | 9041069-01  | 9041069-01 | 1051082-01     | Ice-O-Matic | HOT GAS VALVE GC (OBS)                     | SHOWS (2) IN STOCK.              | EA | Hot Gas Valve  | <input type="checkbox"/> |
|    | 9041069-02  | 9041069-02 |                | Ice-O-Matic | HOT GAS VALVE (OBS)                        | SHOWS (3) IN STOCK.              | EA | Hot Gas Valve  | <input type="checkbox"/> |
|   | 9041072-01  | 9041072-01 |                | Ice-O-Matic | PUMPDOWN CONTROL, FOR C146/186 (OBS)       | SHOWS (1) ON A TRUCK.            | EA | PART           | <input type="checkbox"/> |
|   | 9041083-01  | 9041083-01 |                | Ice-O-Matic | PURGE VALVE, 120V, FLAKER (OBS)            | SHOWS (1) ON A TRUCK.            | EA | Purge Valve    | <input type="checkbox"/> |
|    | 9041086-02  | 9041086-02 | 9041105-02     | Ice-O-Matic | PURGE VALVE 220V (OBS)                     | * REPLACED BY OEM # 9041105-02   | EA | Purge Valve    | <input type="checkbox"/> |
|   | 9041087-03  | 9041087-03 |                | Ice-O-Matic | HIGH TEMP SAFETY 3/8 (OBS)                 | SHOWS (8) ON A TRUCKS.           | EA | PART           | <input type="checkbox"/> |
|  | 9041087-04  | 9041087-04 |                | Ice-O-Matic | HIGH TEMP SAFETY 5/8                       | FOR ICE0806/1106/1007/1506       | EA | PART           | <input type="checkbox"/> |
|  | 9041091-01  | 9041091-01 | 9041111-01     | Ice-O-Matic | HIGH PRESSURE CUTOFF, 450 (OBS)            | * REPLACED BY OEM # 9041111-01   | EA | PART           | <input type="checkbox"/> |
|  | 9041092-02  | 9041092-02 |                | Ice-O-Matic | CONTROL PRESSURE PUMP DOWN                 | FOR CIM0530R UP TO CIM2047R      | EA | PART           | <input type="checkbox"/> |

| Picture  | Vendor Item | GIS Item   | Alternate Item | Vendor      | Item Description 01                         | Item Description 02                   | UM | Classification | NS                                  |
|--|-------------|------------|----------------|-------------|---|---------------------------------------|----|----------------|-------------------------------------|
|    | 9041094-01  | 9041094-01 | 9041104-101A   | Ice-O-Matic | CONTROL LOW PRESSURE (OBS)                  | * REPLACED BY OEM # 9041104-101A      | EA | LP Control     | <input type="checkbox"/>            |
|    | 9041095-01  | 9041095-01 | 9041111-01     | Ice-O-Matic | HIGH PRESSURE CUTOUT, FOR ICEU SERIES (OBS) | * REPLACED BY OEM # 9041111-01        | EA | PART           | <input type="checkbox"/>            |
|    | 9041095-02  | 9041095-02 |                | Ice-O-Matic | CONTROL PRESSURE, FOR EMF800 (OBS)          | SHOWS (3) IN STOCK AND (2) ON TRUCKS. | EA | PART           | <input type="checkbox"/>            |
|    | 9041096-01  | 9041096-01 | 9041106-01     | Ice-O-Matic | FAN CONTROL, FOR ICE SERIES (OBS)           | * REPLACED BY OEM # 9041106-01        | EA | PART           | <input type="checkbox"/>            |
|    | 9041097-01  | 9041097-01 |                | Ice-O-Matic | BIN THERMOSTAT                              | FOR ALL ICEU MODELS / ICE1506         | EA | Bin Thermostat | <input type="checkbox"/>            |
|    | 9041098-01  | 9041098-01 |                | Ice-O-Matic | HIGH TEMP SAFETY (OBS)                      | FOR ALL ICEU / ICE SERIES MODELS      | EA | PART           | <input type="checkbox"/>            |
|   | 9041098-02  | 9041098-02 |                | Ice-O-Matic | HIGH TEMP SAFETY SWITCH                     | FOR ALL CIM MODELS                    | EA | PART           | <input type="checkbox"/>            |
|  | 9041098-03  | 9041098-03 |                | Ice-O-Matic | HIGH TEMP SAFETY SWITCH                     | FOR CIM1446 / CIM1447 / CIM2046 /     | EA | PART           | <input type="checkbox"/>            |
|  | 9041100-01  | 9041100-01 |                | Ice-O-Matic | FAN CONTROL                                 |                                       | EA | PART           | <input type="checkbox"/>            |
|  | 9041101-01  |            |                | Ice-O-Matic | WATER REGULATING VALVE                      | FOR GEM0450/650/956,                  | EA | PART           | <input checked="" type="checkbox"/> |

Non-Stocked,  
Lead Time

| Picture   | Vendor Item  | GIS Item     | Alternate Item | Vendor      | Item Description 01           | Item Description 02                     | UM | Classification | NS                       |
|---|--------------|--------------|----------------|-------------|-------------------------------|---|----|----------------|--------------------------|
|    | 9041102-01   | 9041102-01   |                | Ice-O-Matic | LOW PRESSURE SWITCH, CUT OUT, | GEM0450/650/956 /1306, MFI0500/800/1256 | EA | PART           | <input type="checkbox"/> |
|    | 9041104-101  | 9041104-101  | 9041104-101A   | Ice-O-Matic | CONTROL LOW PRESSURE (OBS)    | * REPLACED BY OEM # 9041104-101A        | EA | LP Control     | <input type="checkbox"/> |
|    | 9041104-101A | 9041104-101A |                | Ice-O-Matic | CONTROL LOW PRESSURE KIT      | FOR ICEU AND ICE SERIES MODELS          | EA | LP Control     | <input type="checkbox"/> |
|    | 9041105-01   | 9041105-01   |                | Ice-O-Matic | PURGE VALVE, 115V             | FOR ICE0250 / ICE0400 / ICE0500         | EA | Purge Valve    | <input type="checkbox"/> |
|    | 9041105-02   | 9041105-02   |                | Ice-O-Matic | PURGE VALVE 220V ICE SERIES   | FOR ICE0406/0606/0806/1006/1007         | EA | Purge Valve    | <input type="checkbox"/> |
|    | 9041105-03   | 9041105-03   |                | Ice-O-Matic | PURGE VALVE 220V ICE SERIES   | FOR ICE1406/1407/1806/1807/2106/2107    | EA | Purge Valve    | <input type="checkbox"/> |
|   | 9041105-04   | 9041105-04   |                | Ice-O-Matic | PURGE VALVE, 115V             | FOR ICEU150/220/300, CIM0320/520/330/   | EA | Purge Valve    | <input type="checkbox"/> |
|  | 9041105-05   | 9041105-05   |                | Ice-O-Matic | PURGE VALVE, 220V             | FOR CIM 220V MODELS / ICEU226           | EA | Purge Valve    | <input type="checkbox"/> |
|   | 9041105-101  | 9041105-101  |                | Ice-O-Matic | BRACKET, PURGE VALVE          | FOR ICE250/400/406/500/606/806/1006/1   | EA | PART           | <input type="checkbox"/> |
|  | 9041106-01   | 9041106-01   |                | Ice-O-Matic | FAN CYCLE CONTROL (SWITCH)    | FOR ALL ICE / CIM SERIES MODELS         | EA | PART           | <input type="checkbox"/> |

| Picture   | Vendor Item | GIS Item   | Alternate Item | Vendor      | Item Description 01            | Item Description 02                         | UM | Classification | NS                                  |
|---|-------------|------------|----------------|-------------|--------------------------------|---|----|----------------|-------------------------------------|
|    | 9041106-02  | 9041106-02 |                | Ice-O-Matic | FAN CYCLE CONTROL              | FOR CIU050FA / CIU070FA                     | EA | PART           | <input type="checkbox"/>            |
|     | 9041108-01  | 9041108-01 |                | Ice-O-Matic | WATER INLET VALVE              | FOR CIM320/520/330/430/530                  | EA | Water Valve    | <input type="checkbox"/>            |
|     | 9041108-02  | 9041108-02 |                | Ice-O-Matic | WATER INLET VALVE              | FOR ALL 230V CIM MODELS UP TO CIM2047       | EA | Water Valve    | <input type="checkbox"/>            |
|     | 9041108-03  | 9041108-03 |                | Ice-O-Matic | WATER INLET VALVE              | FOR CIM1446/1447/2046/2047                  | EA | Water Valve    | <input type="checkbox"/>            |
|     | 9041110-01  | 9041110-01 |                | Ice-O-Matic | THERMISTOR KIT                 | FOR CIU050FA / CIU070FA                     | EA | PART           | <input type="checkbox"/>            |
|    | 9041111-01  | 9041111-01 |                | Ice-O-Matic | HIGH PRESSURE SWITCH           | FOR ALL CIM / GEM / MFI / ICEU / ICE MODELS | EA | PART           | <input type="checkbox"/>            |
|     | 9041112-01  | 9041112-01 |                | Ice-O-Matic | THERMISTOR, FLOAT              | FOR ALL 30" / 48" CIM MODELS                | EA | PART           | <input type="checkbox"/>            |
|  | 9041115-01  |            |                | Ice-O-Matic | LOW PRESSURE CUTOUT            | FOR GEM2006R / MFI2306R                     | EA | PART           | <input checked="" type="checkbox"/> |
|  | 9051001-09  | 9051001-09 |                | Ice-O-Matic | BUSHING SNAP UB-875            | FOR ICE0250/0400/0500/0606/0806/1006        | EA | PART           | <input type="checkbox"/>            |
|  | 9051001-13  | 9051001-13 |                | Ice-O-Matic | BUSHING SNAP SB-375-4 (SINGLE) | FOR ICE0806/1006/1007/1406/1407             | EA | PART           | <input type="checkbox"/>            |

Non-Stocked,  
Lead Time

| Picture  | Vendor Item | GIS Item   | Alternate Item | Vendor      | Item Description 01        | Item Description 02                     | UM | Classification        | NS                                  |
|--|-------------|------------|----------------|-------------|----------------------------|---|----|-----------------------|-------------------------------------|
|    | 9051006-01  | 9051006-01 |                | Ice-O-Matic | BOOT EVAPORATOR (OBS)      | SHOWS (3) IN STOCK.                     | EA | PART                  | <input type="checkbox"/>            |
|    | 9051009-01  | 9051009-01 | 9091093-01     | Ice-O-Matic | Y-DRAIN FLAKER             | * REPLACED BY OEM # 9091093-01          | EA | PART                  | <input type="checkbox"/>            |
|    | 9051012-01  | 9051012-01 |                | Ice-O-Matic | GASKET EVAPORATOR (OBS)    | SHOWS (1) IN STOCK.                     | EA | PART                  | <input type="checkbox"/>            |
|    | 9051057-01  | 9051057-01 |                | Ice-O-Matic | ROD CONNECTING             | FOR C20/30/40/50 / ICE1406/1407         | EA | PART                  | <input type="checkbox"/>            |
|    | 9051093-03  | 9051093-03 |                | Ice-O-Matic | 38" FLAKER DOOR, BLACK     | FOR EF250A38S / EF450A38S / EF800A38S   | EA | PART                  | <input type="checkbox"/>            |
|    | 9051093-07  | 9051093-07 |                | Ice-O-Matic | 48" PANEL DOOR, BLACK      | FOR EF450A48S / EF800A48S / EF250A48S   | EA | PART                  | <input type="checkbox"/>            |
|   | 9051104-01  |            |                | Ice-O-Matic | WATER REGULATOR            | FOR CIM0320W/0326W /0520W/0526W         | EA | PART                  | <input checked="" type="checkbox"/> |
|  | 9051126-01  | 9051126-01 |                | Ice-O-Matic | BIN DRAIN INSERT, PLUG     | FOR B42PS/ B40PS/ B55PS/ B100PS/ B110PS | EA | PART                  | <input type="checkbox"/>            |
|  | 9051127-01  |            |                | Ice-O-Matic | ICE SCOOP, 82 OZ           | FOR B25/42/40/55/100/ 110               | EA | Accessory (Ice Maker) | <input checked="" type="checkbox"/> |
|  | 9051135-04  | 9051135-04 |                | Ice-O-Matic | PLASTIC BOTTOM, EVAPORATOR | FOR ALL ICEU AND ICE SERIES MODELS      | EA | PART                  | <input type="checkbox"/>            |

Non-Stocked, Lead Time

Non-Stocked, Lead Time













| Picture  | Vendor Item | GIS Item   | Alternate Item | Vendor      | Item Description 01                          | Item Description 02                    | UM | Classification | NS                       |
|--|-------------|------------|----------------|-------------|--|--|----|----------------|--------------------------|
|    | 9051135-05  | 9051135-05 |                | Ice-O-Matic | SPILLWAY,<br>EVAPORATOR<br>WATER             | FOR ALL ICEU AND<br>ICE SERIES MODELS  | EA | PART           | <input type="checkbox"/> |
|    | 9051136-05  | 9051136-05 |                | Ice-O-Matic | L/H EVAP SIDE MED<br>W/ AGION                | FOR<br>ICE0400/0406/050<br>0/0520/0606 | EA | PART           | <input type="checkbox"/> |
|    | 9051136-06  | 9051136-06 |                | Ice-O-Matic | R/H EVAP SIDE<br>MED W/ AGION                | FOR<br>ICE0400/0406/050<br>0/0520/0606 | EA | PART           | <input type="checkbox"/> |
|    | 9051139-01  | 9051139-01 |                | Ice-O-Matic | TROUGH WATER<br>RETURN (OBS)                 | SHOWS (3) IN<br>STOCK.                 | EA | Water Trough   | <input type="checkbox"/> |
|    | 9051142-01  | 9051142-01 |                | Ice-O-Matic | WATER PUMP<br>TUBE, LONG                     | FOR<br>ICE0400/0406/050<br>0/0606      | EA | PART           | <input type="checkbox"/> |
|    | 9051142-02  | 9051142-02 |                | Ice-O-Matic | WATER PUMP<br>TUBE, SHORT                    | FOR ICE0250                            | EA | PART           | <input type="checkbox"/> |
|    | 9051149-02  | 9051149-02 |                | Ice-O-Matic | TROUGH WATER,<br>FROM SN #<br>11121280010581 | FOR ICEU150 /<br>ICEU220 / ICEU226     | EA | Water Trough   | <input type="checkbox"/> |
|  | 9051152-01  | 9051152-01 |                | Ice-O-Matic | DRAIN TRAY, FOR<br>UC-20 (OBS)               | SHOWS (1) IN<br>STOCK.                 | EA | PART           | <input type="checkbox"/> |
|  | 9051153-02  | 9051153-02 |                | Ice-O-Matic | TRAY ASSY WATER,<br>FOR C-81/121 (OBS)       | SHOWS (1) ON A<br>TRUCK.               | EA | PART           | <input type="checkbox"/> |
|  | 9051154-01  | 9051154-01 |                | Ice-O-Matic | SPLASH CURTAIN,<br>20/30,200/300<br>(OBS)    | * REPLACED BY<br>OEM # 9051154-07      | EA | Splash Curtain | <input type="checkbox"/> |

| Picture   | Vendor Item | GIS Item   | Alternate Item | Vendor      | Item Description 01                 | Item Description 02                  | UM | Classification | NS                       |
|---|-------------|------------|----------------|-------------|-------------------------------------|--------------------------------------|----|----------------|--------------------------|
|     | 9051154-02  | 9051154-02 |                | Ice-O-Matic | SPLASH CURTAIN, C-40-120 (OBS)      | * REPLACED BY OEM # 9051154-08       | EA | Splash Curtain | <input type="checkbox"/> |
|     | 9051154-06  | 9051154-06 |                | Ice-O-Matic | SPLASH CURTAIN, C-106 (OBS)         | * REPLACED BY OEM # 9051154-12       | EA | Splash Curtain | <input type="checkbox"/> |
|     | 9051154-07  | 9051154-07 |                | Ice-O-Matic | SPLASH CURTAIN, SMALL W/ AGION      | FOR C20/30,200/300 / ICE0250         | EA | Splash Curtain | <input type="checkbox"/> |
|     | 9051154-08  | 9051154-08 |                | Ice-O-Matic | SPLASH CURTAIN, C-40-120            | FOR ICE0400/0406/0500/0606           | EA | Splash Curtain | <input type="checkbox"/> |
|     | 9051154-12  | 9051154-12 |                | Ice-O-Matic | SPLASH CURTAIN, EVAPORATOR          | FOR ICE0806/1006/1007/1806/1807/2106 | EA | Splash Curtain | <input type="checkbox"/> |
|     | 9051154-14  | 9051154-14 |                | Ice-O-Matic | SPLASH CURTAIN                      | FOR ICE1406 / ICE1407                | EA | Splash Curtain | <input type="checkbox"/> |
|     | 9051170-03  | 9051170-03 |                | Ice-O-Matic | EVAPORATOR SIDE PANEL RIGHT-HAND    | FOR ICE0806/1006-7/1806-7/2106-7     | EA | PART           | <input type="checkbox"/> |
|   | 9051170-04  | 9051170-04 |                | Ice-O-Matic | EVAPORATOR SIDE PANEL LEFT-HAND     | FOR ICE0806/1006-7/1806-7/2106-7     | EA | PART           | <input type="checkbox"/> |
|  | 9051204-01  | 9051204-01 |                | Ice-O-Matic | GASKET FLOAT (OBS)                  | SHOWS (6) IN STOCK.                  | EA | PART           | <input type="checkbox"/> |
|   | 9051239-01  | 9051239-01 |                | Ice-O-Matic | GASKET ICE CHUTE SMALL, WHITE (OBS) | FOR EF250/450/800. SHOWS (2) IN      | EA | PART           | <input type="checkbox"/> |

| Picture | Vendor Item | GIS Item   | Alternate Item | Vendor      | Item Description 01                        | Item Description 02                       | UM | Classification | NS                                  |
|---------|-------------|------------|----------------|-------------|--|---|----|----------------|-------------------------------------|
|         | 9051240-01  | 9051240-01 |                | Ice-O-Matic | GASKET ICE CHUTE-WHITE (OBS)               | FOR CF1106. SHOWS (9) IN STOCK.           | EA | PART           | <input type="checkbox"/>            |
|         | 9051280-05  | 9051280-05 |                | Ice-O-Matic | PURGE DRAIN TUBE, HOSE PVC 9/16 (FORMED)   | FOR ICEU150 / ICEU220 / ICEU226 / ICEU300 | EA | PART           | <input type="checkbox"/>            |
|         | 9051280-08  |            |                | Ice-O-Matic | PURGE DRAIN TUBE                           | FOR ICEU150 / ICEU220 / ICEU226           | EA | PART           | <input checked="" type="checkbox"/> |
|         | 9051280-11  | 9051280-11 |                | Ice-O-Matic | PURGE DRAIN TUBE                           | FOR ICE0250/0400/0406/0500/0606           | EA | PART           | <input type="checkbox"/>            |
|         | 9051283-01  | 9051283-01 |                | Ice-O-Matic | ACTUATOR-DOOR DOWN (OBS)                   | FOR CMF2306. SHOWS (4) IN STOCK.          | EA | PART           | <input type="checkbox"/>            |
|         | 9051313-01  | 9051313-01 |                | Ice-O-Matic | TOP PANEL, MOLDED (OBS)                    | SHOWS (2) IN STOCK.                       | EA | PART           | <input type="checkbox"/>            |
|         | 9051343-01  | 9051343-01 |                | Ice-O-Matic | BIN DOOR                                   | FOR B25PP (Not showing in parts manuals)  | EA | PART           | <input type="checkbox"/>            |
|         | 9051381-01  | 9051381-01 |                | Ice-O-Matic | ACTUATOR, DOWN SWITCH (OBS)                | FOR EMF450/800/1106/2306. (2) IN STOCK.   | EA | PART           | <input type="checkbox"/>            |
|         | 9051444-01  | 9051444-01 |                | Ice-O-Matic | GRILL, FOR CD2200 (OBS)                    | SHOWS (1) IN STOCK.                       | EA | PART           | <input type="checkbox"/>            |
|         | 9051464-01  | 9051464-01 |                | Ice-O-Matic | PANEL LOUVERED (For Left Hand Front Panel) | FOR EF250 / EF450 / EF800                 | EA | PART           | <input type="checkbox"/>            |

Non-Stocked,  
Lead Time

| Picture  | Vendor Item | GIS Item   | Alternate Item | Vendor      | Item Description 01                     | Item Description 02                       | UM | Classification | NS                                  |
|--|-------------|------------|----------------|-------------|---|---|----|----------------|-------------------------------------|
|    | 9051471-01  | 9051471-01 |                | Ice-O-Matic | WATER PUMP TUBE                         | FOR ICE1400 V2 / ICE1407 V2               | EA | PART           | <input type="checkbox"/>            |
|    | 9051472-01  | 9051472-01 |                | Ice-O-Matic | WATER PUMP TUBE                         | FOR ICE0806 / ICE1006 / ICE1007           | EA | PART           | <input type="checkbox"/>            |
|    | 9051478-01  | 9051478-01 |                | Ice-O-Matic | WATER TROUGH/PAN                        | FOR ICE0320 / ICE0520                     | EA | Water Trough   | <input type="checkbox"/>            |
|    | 9051506-01  | 9051506-01 |                | Ice-O-Matic | WATER PUMP TUBE                         | FOR ICE0520                               | EA | PART           | <input type="checkbox"/>            |
|    | 9051506-02  |            |                | Ice-O-Matic | WATER PUMP TUBE                         | FOR ICE0320                               | EA | PART           | <input checked="" type="checkbox"/> |
|    | 9051515-01  | 9051515-01 |                | Ice-O-Matic | FRONT GRILL PANEL PLASTIC               | FOR ICEU150/200/206 (PRIOR TO AUG         | EA | PART           | <input type="checkbox"/>            |
|   | 9051525-04  | 9051525-04 |                | Ice-O-Matic | BIN DOOR                                | FOR ICEU300                               | EA | PART           | <input type="checkbox"/>            |
|  | 9051527-01  | 9051527-01 |                | Ice-O-Matic | WATER TROUGH                            | FOR ICEU300                               | EA | Water Trough   | <input type="checkbox"/>            |
|  | 9051530-01  | 9051530-01 |                | Ice-O-Matic | FRONT GRILL, LARGE, SINGLE (2 REQUIRED) | FOR ICEU150 / ICEU220 / ICEU226 / ICEU300 | EA | PART           | <input type="checkbox"/>            |
|  | 9051531-01  | 9051531-01 |                | Ice-O-Matic | FRONT GRILL, SMALL, SINGLE, CENTER      | FOR ICEU300                               | EA | PART           | <input type="checkbox"/>            |

Non-Stocked,  
Lead Time

| Picture  | Vendor Item | GIS Item   | Alternate Item | Vendor      | Item Description 01                      | Item Description 02                       | UM | Classification | NS                                  |
|--|-------------|------------|----------------|-------------|--|---|----|----------------|-------------------------------------|
|    | 9051534-01  | 9051534-01 |                | Ice-O-Matic | BIN DOOR, BLACK                          | FOR ICEU150 / ICEU220 / ICEU226           | EA | PART           | <input type="checkbox"/>            |
|    | 9051537-01  | 9051537-01 |                | Ice-O-Matic | WATER RETURN TROUGH                      | FOR ICE0250/400/406/500/606/806/1006/     | EA | Water Trough   | <input type="checkbox"/>            |
|   | 9051541-01  |            |                | Ice-O-Matic | PURGE VAL TUBE TO INLET OUTLET BRACKET   | FOR CIM0320/0326/0520/0526/0826/1126      | EA | PART           | <input checked="" type="checkbox"/> |
|    | 9051543-01  | 9051543-01 |                | Ice-O-Matic | WATER PUMP TUBE                          | FOR ICE1406/1407/1806/1807/2106/2107      | EA | PART           | <input type="checkbox"/>            |
|    | 9051544-01  | 9051544-01 |                | Ice-O-Matic | WATER TROUGH                             | FOR ICE1406/1407/1806/1807/2106/2107      | EA | Water Trough   | <input type="checkbox"/>            |
|    | 9051546-01  | 9051546-01 |                | Ice-O-Matic | WATER DISTRIBUTION TUBE                  | FOR ICE1406 V4+ / ICE1407 V4+             | EA | PART           | <input type="checkbox"/>            |
|  | 9051546-02  | 9051546-02 |                | Ice-O-Matic | WATER DISTRIBUTION TUBE                  | FOR ICE1806 / ICE1807 / ICE2106 / ICE2107 | EA | PART           | <input type="checkbox"/>            |
|  | 9051554-01  |            |                | Ice-O-Matic | WATER TUBE, EVAPORATOR, LEFT             | FOR ICE1506 (V3,4,5)                      | EA | PART           | <input checked="" type="checkbox"/> |
|  | 9051555-01  |            |                | Ice-O-Matic | WATER TUBE, EVAPORATOR, RIGHT            | FOR ICE1506 (V3,4,5)                      | EA | PART           | <input checked="" type="checkbox"/> |
|  | 9051559-01  | 9051559-01 |                | Ice-O-Matic | BIN DOOR, BLACK (Less Bin Door Brackets) | FOR B40PS / B55PS "B"                     | EA | PART           | <input type="checkbox"/>            |

Non-Stocked, Lead Time

Non-Stocked, Lead Time

Non-Stocked, Lead Time

| Picture | Vendor Item | GIS Item   | Alternate Item | Vendor      | Item Description 01                         | Item Description 02                         | UM | Classification | NS                                  |
|---------|-------------|------------|----------------|-------------|---|---|----|----------------|-------------------------------------|
|         | 9051559-02  | 9051559-02 |                | Ice-O-Matic | BIN DOOR, BLACK<br>(Less Bin Door Brackets) | FOR B100PS / B110PS                         | EA | PART           | <input type="checkbox"/>            |
|         | 9051559-03  | 9051559-03 |                | Ice-O-Matic | BIN DOOR, BLACK<br>(Less Bin Door Brackets) | FOR B42PS                                   | EA | PART           | <input type="checkbox"/>            |
|         | 9051560-01  | 9051560-01 |                | Ice-O-Matic | HINGE END CAP,<br>RIGHT-HAND                | FOR B42PS / B40PS / B55PS / B100PS / B110PS | EA | PART           | <input type="checkbox"/>            |
|         | 9051560-02  | 9051560-02 |                | Ice-O-Matic | HINGE END CAP,<br>LEFT-HAND                 | FOR B42PS / B40PS / B55PS / B100PS / B110PS | EA | PART           | <input type="checkbox"/>            |
|         | 9051562-01  | 9051562-01 |                | Ice-O-Matic | FRONT PANEL END CAP, RIGHT-HAND,<br>30"     | FOR ICE250/0400/0406/0500/0606              | EA | PART           | <input type="checkbox"/>            |
|         | 9051562-02  | 9051562-02 |                | Ice-O-Matic | FRONT PANEL END CAP, LEFT-HAND,<br>30"      | FOR ICE250/0400/0406/0500/0606              | EA | PART           | <input type="checkbox"/>            |
|         | 9051562-03  | 9051562-03 |                | Ice-O-Matic | FRONT PANEL END CAP, RIGHT-HAND             | FOR ICE0806/1006-7/1406-7/1806-7/2106-7     | EA | PART           | <input type="checkbox"/>            |
|         | 9051562-04  | 9051562-04 |                | Ice-O-Matic | FRONT PANEL END CAP, LEFT-HAND              | FOR ICE0806/1006-7/1406-7/1806-7/2106-7     | EA | PART           | <input type="checkbox"/>            |
|         | 9051562-05  | 9051562-05 |                | Ice-O-Matic | FRONT PANEL END CAP, RIGHT-HAND,<br>22"     | FOR ICE0320 / ICE0520                       | EA | PART           | <input type="checkbox"/>            |
|         | 9051562-06  |            |                | Ice-O-Matic | FRONT PANEL END CAP, LEFT-HAND,<br>22"      | FOR ICE0320 / ICE0520                       | EA | PART           | <input checked="" type="checkbox"/> |

Non-Stocked,  
Lead Time

| Picture  | Vendor Item | GIS Item   | Alternate Item | Vendor      | Item Description 01          | Item Description 02                         | UM | Classification | NS                                  |
|--|-------------|------------|----------------|-------------|------------------------------|---|----|----------------|-------------------------------------|
|    | 9051566-01  | 9051566-01 |                | Ice-O-Matic | ICE DEFLECTOR, 30"           | FOR B40PS / B55PS                           | EA | PART           | <input type="checkbox"/>            |
|    | 9051566-02  | 9051566-02 |                | Ice-O-Matic | ICE DEFLECTOR, 48"           | FOR B100PS / B110PS                         | EA | PART           | <input type="checkbox"/>            |
|    | 9051566-03  |            |                | Ice-O-Matic | ICE DEFLECTOR                | FOR B42PS                                   | EA | PART           | <input checked="" type="checkbox"/> |
|    | 9051567-01  | 9051567-01 |                | Ice-O-Matic | HINGE COVER END CAP          | FOR B42PS / B40PS / B55PS / B100PS / B110PS | EA | PART           | <input type="checkbox"/>            |
|    | 9051601-01  | 9051601-01 |                | Ice-O-Matic | LOWER ICE CHUTE, SHORT       | FOR GEM0450/0650 AND MFI0500/0800           | EA | PART           | <input type="checkbox"/>            |
|    | 9051601-02  | 9051601-02 |                | Ice-O-Matic | LOWER ICE CHUTE, TALL        | FOR GEM0956/1306/2006 /                     | EA | PART           | <input type="checkbox"/>            |
|   | 9051602-01  | 9051602-01 |                | Ice-O-Matic | COVER-ICE CHUTE              | FOR ALL GEM / MFI MODELS                    | EA | PART           | <input type="checkbox"/>            |
|  | 9051603-01  | 9051603-01 |                | Ice-O-Matic | ICE SWEEP                    | FOR ALL GEM / MFI MODELS                    | EA | PART           | <input type="checkbox"/>            |
|  | 9051606-01  |            |                | Ice-O-Matic | TUBE, WATER DRAIN            | FOR GEM0956/1306 / MFI1256/1506             | EA | PART           | <input checked="" type="checkbox"/> |
|  | 9051606-02  |            |                | Ice-O-Matic | TUBE, WATER DRAIN (OVERFLOW) | FOR GEM0450 / GEM0650 / MFI0500 / MFI0800   | EA | PART           | <input checked="" type="checkbox"/> |

Non-Stocked, Lead Time

Non-Stocked, Lead Time

Non-Stocked, Lead Time

| Picture  | Vendor Item | GIS Item   | Alternate Item | Vendor      | Item Description 01                         | Item Description 02                  | UM | Classification | NS                                  |
|--|-------------|------------|----------------|-------------|---|--------------------------------------|----|----------------|-------------------------------------|
|    | 9051606-04  |            |                | Ice-O-Matic | TUBE, WATER DRAIN, HOSE OVERFLOW            | FOR GEM0450/650 AND MFI0500/800/1256 | EA | PART           | <input checked="" type="checkbox"/> |
|    | 9051610-01  |            |                | Ice-O-Matic | SHELF, GEAR, AND EVAP ASSY                  | FOR GEMU090                          | EA | PART           | <input checked="" type="checkbox"/> |
|    | 9051611-01  | 9051611-01 |                | Ice-O-Matic | WATER SHED                                  | FOR ALL GEM / MFI MODELS             | EA | PART           | <input type="checkbox"/>            |
|    | 9051613-01  |            |                | Ice-O-Matic | INSULATION COLLAR                           | FOR MFI0500/0800/1256/1506/2306      | EA | PART           | <input checked="" type="checkbox"/> |
|    | 9051613-02  | 9051613-02 |                | Ice-O-Matic | INSULATION COLLAR                           | FOR GEM0450/0650/0956/1306/2006      | EA | PART           | <input type="checkbox"/>            |
|    | 9051614-01  |            |                | Ice-O-Matic | GASKET, ICE CHUTE                           | FOR ALL GEM / MFI MODELS             | EA | PART           | <input checked="" type="checkbox"/> |
|   | 9051619-01  | 9051619-01 |                | Ice-O-Matic | TUBE, WATER INLET                           | FOR GEM0450/956/1306 /               | EA | PART           | <input type="checkbox"/>            |
|  | 9051629-01  | 9051629-01 |                | Ice-O-Matic | DRIP SHIELD, 30" BIN                        | FOR B40PS / B55PS                    | EA | PART           | <input type="checkbox"/>            |
|  | 9051630-01  | 9051630-01 |                | Ice-O-Matic | TUBE PURGE / PUMP, FROM SN # 13091280011075 | FOR ICE1506                          | EA | PART           | <input type="checkbox"/>            |
|  | 9051632-01  | 9051632-01 |                | Ice-O-Matic | DRIP PAN                                    | FOR ALL GEM / MFI MODELS             | EA | PART           | <input type="checkbox"/>            |

Non-Stocked, Lead Time

Non-Stocked, Lead Time

Non-Stocked, Lead Time

Non-Stocked, Lead Time



| Picture  | Vendor Item | GIS Item   | Alternate Item | Vendor      | Item Description 01            | Item Description 02                  | UM | Classification | NS                                  |
|--|-------------|------------|----------------|-------------|--------------------------------|--------------------------------------|----|----------------|-------------------------------------|
|    | 9051634-01  | 9051634-01 |                | Ice-O-Matic | O-RING, ICE CHUTE BODY         | FOR ALL GEM / MFI MODELS             | EA | O-Ring         | <input type="checkbox"/>            |
|    | 9051635-01  | 9051635-01 |                | Ice-O-Matic | O-RING, SEAL (CAP)             | FOR ALL GEM / MFI MODELS             | EA | O-Ring         | <input type="checkbox"/>            |
|    | 9051636-01  | 9051636-01 |                | Ice-O-Matic | O-RING                         | FOR ALL GEM / MFI MODELS             | EA | O-Ring         | <input type="checkbox"/>            |
|    | 9051637-01  |            |                | Ice-O-Matic | O-RING, BREAKER                | FOR MFI0500/0800/1256/1506/2306      | EA | O-Ring         | <input checked="" type="checkbox"/> |
|    | 9051638-01  |            |                | Ice-O-Matic | SLOTTED COLLAR                 | FOR MFI0500/0800/1256/1506/2306      | EA | PART           | <input checked="" type="checkbox"/> |
|    | 9051640-01  | 9051640-01 |                | Ice-O-Matic | WATER SHED                     | FOR GEM0450/0650/0956 /              | EA | PART           | <input type="checkbox"/>            |
|   | 9051726-01  | 9051726-01 |                | Ice-O-Matic | EVAPORATOR COVER               | FOR CIM0320 / CIM0326 / CIM0330      | EA | Splash Curtain | <input type="checkbox"/>            |
|  | 9051726-02  | 9051726-02 |                | Ice-O-Matic | EVAPORATOR COVER               | FOR CIM0430/0436/0520/0526/0530/0636 | EA | Splash Curtain | <input type="checkbox"/>            |
|  | 9051729-01  | 9051729-01 |                | Ice-O-Matic | EVAPORATOR SUPPORT, LEFT-HAND  | FOR ALL CIM MODELS UP TO CIM0636     | EA | PART           | <input type="checkbox"/>            |
|  | 9051730-01  | 9051730-01 |                | Ice-O-Matic | EVAPORATOR SUPPORT, RIGHT-HAND | FOR ALL CIM MODELS UP TO CIM0636     | EA | PART           | <input type="checkbox"/>            |

Non-Stocked,  
Lead Time

Non-Stocked,  
Lead Time

| Picture  | Vendor Item | GIS Item   | Alternate Item | Vendor      | Item Description 01                       | Item Description 02                  | UM | Classification | NS                                  |
|--|-------------|------------|----------------|-------------|---|--------------------------------------|----|----------------|-------------------------------------|
|    | 9051736-01  | 9051736-01 |                | Ice-O-Matic | LOWER CURTAIN ASSEMBLY (OBS)              | * REPLACED BY OEM # 9051823-01S      | EA | Splash Curtain | <input type="checkbox"/>            |
|    | 9051737-01  | 9051737-01 |                | Ice-O-Matic | SUMP/WATER TROUGH                         | FOR ALL CIM MODELS UP TO CIM1137     | EA | Water Trough   | <input type="checkbox"/>            |
|    | 9051738-01  | 9051738-01 |                | Ice-O-Matic | COVER, TOP                                | FOR ALL CIM MODELS                   | EA | PART           | <input type="checkbox"/>            |
|    | 9051739-01  | 9051739-01 |                | Ice-O-Matic | BRACKET INLET/OUTLET                      | FOR ALL CIM MODELS                   | EA | PART           | <input type="checkbox"/>            |
|    | 9051744-01  | 9051744-01 |                | Ice-O-Matic | GUIDE HARVEST ASSIST (S/Ns before # 2102) | FOR ALL CIM MODELS (Except CIM1136)  | EA | PART           | <input type="checkbox"/>            |
|    | 9051748-01  | 9051748-01 |                | Ice-O-Matic | WATER TUBE, SUMP                          | FOR ALL CIM MODELS                   | EA | PART           | <input type="checkbox"/>            |
|   | 9051749-01  | 9051749-01 |                | Ice-O-Matic | WATER TUBE UPPER, SMALL                   | FOR CIM0320 / CIM0326 / CIM0330      | EA | PART           | <input type="checkbox"/>            |
|  | 9051749-02  | 9051749-02 |                | Ice-O-Matic | WATER TUBE UPPER, MEDIUM                  | FOR CIM0430/0436/0520/0526/0530/0636 | EA | PART           | <input type="checkbox"/>            |
|  | 9051749-03  |            |                | Ice-O-Matic | WATER TUBE, UPPER                         | FOR CIM0836 / CIM0836GA              | EA | PART           | <input checked="" type="checkbox"/> |
|  | 9051749-05  | 9051749-05 |                | Ice-O-Matic | WATER TUBE, SIDE                          | FOR CIM0826/0836/1126/1136/1137      | EA | PART           | <input type="checkbox"/>            |

Non-Stocked,  
Lead Time

| Picture  | Vendor Item | GIS Item   | Alternate Item | Vendor      | Item Description 01                 | Item Description 02                  | UM | Classification | NS                                  |
|--|-------------|------------|----------------|-------------|-------------------------------------|--------------------------------------|----|----------------|-------------------------------------|
|    | 9051749-06  | 9051749-06 |                | Ice-O-Matic | WATER TUBE, LOWER, DUAL             | FOR CIM1446 / CIM1447 / CIM2046 /    | EA | PART           | <input type="checkbox"/>            |
|    | 9051749-07  | 9051749-07 |                | Ice-O-Matic | WATER TUBE, UPPER, DUAL             | FOR CIM1446 / CIM1447 / CIM2046 /    | EA | PART           | <input type="checkbox"/>            |
|    | 9051753-01  |            |                | Ice-O-Matic | CONDUIT                             | FOR ALL RCA AND RGA CONDENSERS       | EA | PART           | <input checked="" type="checkbox"/> |
|    | 9051760-01  | 9051760-01 |                | Ice-O-Matic | EVAPORATOR COVER                    | FOR CIM0826/836/1126 /1136/1446/2046 | EA | Splash Curtain | <input type="checkbox"/>            |
|    | 9051766-01  | 9051766-01 |                | Ice-O-Matic | WATER DISTRIBUTION TUBE ASSEMBLY    | FOR ALL CIM MODELS                   | EA | PART           | <input type="checkbox"/>            |
|    | 9051771-01  | 9051771-01 |                | Ice-O-Matic | SUMP / DUAL EVAPORATOR              | FOR CIM1446 / CIM1447 / CIM2046 /    | EA | Water Trough   | <input type="checkbox"/>            |
|    | 9051780-01  | 9051780-01 |                | Ice-O-Matic | WATER TUBE, UPPER, RESTRICTED       | FOR CIM0826/1126 / CIM0836/1136/113  | EA | PART           | <input type="checkbox"/>            |
|  | 9051781-30  |            |                | Ice-O-Matic | PURGE VALVE TUBING TO DRAIN         | FOR CIM0836 / CIM0836GA MODELS       | EA | PART           | <input checked="" type="checkbox"/> |
|  | 9051781-31  | 9051781-31 |                | Ice-O-Matic | TUBE, PVC FREE, .500 ID, 31"        | ** FOR CIM MODELS, W/ EXCEPTIONS     | EA | PART           | <input type="checkbox"/>            |
|  | 9051782-36  |            |                | Ice-O-Matic | WATER INLET VALVE TO IN-OUT BRACKET | FOR ALL CIM MODELS                   | EA | PART           | <input checked="" type="checkbox"/> |

Non-Stocked, Lead Time

Non-Stocked, Lead Time

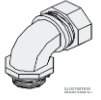

Non-Stocked, Lead Time

| Picture   | Vendor Item | GIS Item    | Alternate Item | Vendor      | Item Description 01                    | Item Description 02                         | UM | Classification | NS                                  |
|---|-------------|-------------|----------------|-------------|--|---|----|----------------|-------------------------------------|
|    | 9051804-01  |             |                | Ice-O-Matic | TUBE, WATER DRAIN                      | FOR GEM2006R / MFI2306R                     | EA | PART           | <input checked="" type="checkbox"/> |
|    | 9051805-01  |             |                | Ice-O-Matic | TUBE, EVAPORATOR WATER INLET           | FOR GEM2006R / MFI2306R                     | EA | PART           | <input checked="" type="checkbox"/> |
|    | 9051823-01  | 9051823-01  | 9051823-01S    | Ice-O-Matic | LOWER CURTAIN ASSY, FROM SN 1803 (OBS) | * REPLACED BY OEM # 9051823-01S             | EA | Splash Curtain | <input type="checkbox"/>            |
|    | 9051823-01S | 9051823-01S |                | Ice-O-Matic | LOWER CURTAIN ASSY, FROM SN 1803       | ** FOR ALL CIM MODELS **                    | EA | Splash Curtain | <input type="checkbox"/>            |
|    | 9051856-01  | 9051856-01  |                | Ice-O-Matic | DRAIN TUBE                             | FOR ALL CIM MODELS                          | EA | PART           | <input type="checkbox"/>            |
|    | 9091001-04  | 9091001-04  |                | Ice-O-Matic | COUPLING HALF W/ VALVE 3/8"            | FOR GC756 / GC806 / EMF800 / EMF1106        | EA | PART           | <input type="checkbox"/>            |
|   | 9091001-07  | 9091001-07  | 9091001-12     | Ice-O-Matic | COUPLING HALF, BULKHEAD 1/2 (OBS)      | * REPLACED BY OEM # 9091001-12              | EA | PART           | <input type="checkbox"/>            |
|  | 9091001-10  | 9091001-10  |                | Ice-O-Matic | COUPLING HALF W/ VALVE 1/2             | FOR GC756 / GC806 / EMF800 / EMF1106        | EA | PART           | <input type="checkbox"/>            |
|  | 9091001-11  | 9091001-11  |                | Ice-O-Matic | COUPLING HALF, BULKHEAD, 3/8"          | USED ON GEM / MFI / CIM / ICE REMOTE MODELS | EA | PART           | <input type="checkbox"/>            |
|  | 9091001-12  | 9091001-12  |                | Ice-O-Matic | COUPLING HALF, BULKHEAD, 1/2"          | USED ON GEM / MFI / CIM / ICE REMOTE MODELS | EA | PART           | <input type="checkbox"/>            |

Non-Stocked, Lead Time

Non-Stocked, Lead Time

| Picture  | Vendor Item | GIS Item    | Alternate Item | Vendor      | Item Description 01                        | Item Description 02               | UM | Classification   | NS                       |
|--|-------------|-------------|----------------|-------------|--|-----------------------------------|----|------------------|--------------------------|
|    | 9091009-01  | 9051009-01  | 9091093-01     | Ice-O-Matic | Y-DRAIN, FOR F250 / CF450/800/1106 (OBS)   | * REPLACED BY OEM # 9091093-01    | EA | PART             | <input type="checkbox"/> |
|    | 9091063-02  | 9091063-02  |                | Ice-O-Matic | WATER INLET FITTING, CONDENSER DRAIN       | FOR GEM/MFI/ICEU/ICE WATER COOLED | EA | PART             | <input type="checkbox"/> |
|    | 9091074-01  | 9091074-01  |                | Ice-O-Matic | WATER INLET FITTING, DROP ADAPTER FITTING  | FOR GEM/MFI/ICEU/ICE MODELS       | EA | PART             | <input type="checkbox"/> |
|    | 9091083-01  | 9091083-01  |                | Ice-O-Matic | FITTING, WATER INLET BODY ONLY             | (DOESN'T INCLUDE 9091083-03 NUT)  | EA | Fitting, General | <input type="checkbox"/> |
|    | 9091083-03  | 9091083-03  |                | Ice-O-Matic | WATER INLET NUT & SLEEVE                   | FOR ALL ICE SERIES MODELS         | EA | Fitting, General | <input type="checkbox"/> |
|    | 9091086-01  | 9091086-01  |                | Ice-O-Matic | STEM SERVICE VALVE                         | FOR GEM/MFI/ICEU/ICE /CIM MODELS  | EA | Fitting, General | <input type="checkbox"/> |
|    | 9091086-02  | 9091086-02  |                | Ice-O-Matic | CORE SERVICE VALVE                         | FOR GEM/MFI/ICEU/ICE /CIM MODELS  | EA | PART             | <input type="checkbox"/> |
|  | 9091086-02P | 9091086-02P |                | Ice-O-Matic | CORE SERVICE VALVE (10-PACK)               | FOR GEM/MFI/ICEU/ICE /CIM MODELS  | EA | PART             | <input type="checkbox"/> |
|  | 9091086-03  | 9091086-03  |                | Ice-O-Matic | SERVICE VALVE CAP                          | FOR GEM/MFI/ICEU/ICE /CIM MODELS  | EA | Fitting, General | <input type="checkbox"/> |
|  | 9091093-01  | 9051009-01  |                | Ice-O-Matic | Y DRAIN FLAKER (Drip Boot To Cabinet Rear) | FOR F250 / CF450 / CF800 / CF1106 | EA | PART             | <input type="checkbox"/> |

| Picture   | Vendor Item | GIS Item   | Alternate Item | Vendor      | Item Description 01            | Item Description 02                       | UM | Classification   | NS                                  |
|---|-------------|------------|----------------|-------------|--------------------------------|---|----|------------------|-------------------------------------|
|    | 9091122-03  | 9091122-03 |                | Ice-O-Matic | DRAIN ELBOW 3/4" MPT X 1/2" Bb | FOR ICEU150 / ICEU220 / ICEU226 / ICEU300 | EA | Fitting, General | <input type="checkbox"/>            |
|    | 9091135-01  | 9091135-01 |                | Ice-O-Matic | WATER INLET FITTING            | FOR ICEU150W/ ICEU220W/ ICEU226W/         | EA | Fitting, General | <input type="checkbox"/>            |
|    | 9091140-01  | 9091140-01 |                | Ice-O-Matic | BIN DRAIN FITTING              | FOR ALL CIM / GEM / MFI / ICE / ICEU      | EA | PART             | <input type="checkbox"/>            |
|    | 9091143-01  |            |                | Ice-O-Matic | VALVE, SHUT OFF                | FOR ICE0806R / ICE1006R / ICE1007R        | EA | PART             | <input checked="" type="checkbox"/> |
|    | 9091158-01  | 9091158-01 |                | Ice-O-Matic | 90 DEGREE COUPLING HALF, 3/8"  |   | EA | PART             | <input type="checkbox"/>            |
|    | 9091159-01  | 9091159-01 |                | Ice-O-Matic | 90 DEGREE COUPLING HALF, 1/2"  |   | EA | PART             | <input type="checkbox"/>            |
|    | 9091177-01  | 9091177-01 |                | Ice-O-Matic | COUPLER                        | FOR CIM0320 UP TO CIM1137                 | EA | Fitting, General | <input type="checkbox"/>            |
|  | 9091178-01  |            |                | Ice-O-Matic | ELBOW FITTING, CONDUIT         | FOR ALL RCA AND RGA REMOTE CONDENSERS     | EA | PART             | <input checked="" type="checkbox"/> |
|  | 9091179-01  | 9091179-01 |                | Ice-O-Matic | RESTRICTOR                     | FOR CIM0320/326/330/430/436/520/530       | EA | PART             | <input type="checkbox"/>            |
|  | 9101002-03  | 9101002-03 | 9101002-07     | Ice-O-Matic | CONTACTOR, 1 POLE, 120V (OBS)  | * REPLACED BY OEM # 9101002-07            | EA | PART             | <input type="checkbox"/>            |

Non-Stocked, Lead Time

Non-Stocked, Lead Time


| Picture  | Vendor Item | GIS Item   | Alternate Item | Vendor      | Item Description 01                                   | Item Description 02                            | UM | Classification | NS                                  |
|--|-------------|------------|----------------|-------------|---|--|----|----------------|-------------------------------------|
|    | 9101002-04  | 9101002-04 |                | Ice-O-Matic | CONTACTOR, 1<br>POLE, 230V 30 AMP                     | FOR<br>C/CMF/EC/EMF/F/<br>MF/GC/LP/LP          | EA | PART           | <input type="checkbox"/>            |
|    | 9101002-06  | 9101002-06 |                | Ice-O-Matic | CONTACTOR, 230V<br>30 AMP                             | FOR 230V CIM /<br>ICE / GEM / MFI<br>MODELS    | EA | PART           | <input type="checkbox"/>            |
|    | 9101002-07  | 9101002-07 |                | Ice-O-Matic | CONTACTOR, 115V                                       | FOR 115V ICEU /<br>CIM / ICE SERIES<br>MODELS  | EA | PART           | <input type="checkbox"/>            |
|    | 9101008-01  |            |                | Ice-O-Matic | BX CONNECTOR  | FOR ALL RCA / RGA<br>REMOTE<br>CONDENSERS      | EA | PART           | <input checked="" type="checkbox"/> |
|    | 9101037-01  | 9101037-01 |                | Ice-O-Matic | BOARD TERMINAL<br>3 POS                               |  | EA | PART           | <input type="checkbox"/>            |
|    | 9101056-02  | 9101056-02 |                | Ice-O-Matic | SWITCH<br>PUSHBUTTON SPDT<br>(OBS)                    | FOR UC-20B / UC-<br>20. SHOWS (2) IN<br>STOCK. | EA | PART           | <input type="checkbox"/>            |
|   | 9101079-02  |            |                | Ice-O-Matic | CONTACTOR 3-<br>POLE, 208/240 Volt<br>50/60HZ, 30 Amp | FOR<br>CIM1447/2047 /<br>ICE1407/1807/210      | EA | PART           | <input checked="" type="checkbox"/> |
|  | 9101083-01  | 9101083-01 |                | Ice-O-Matic | SOCKET RELAY 2<br>POLE                                | FOR ALL ICE / ICEU<br>MODELS                   | EA | PART           | <input type="checkbox"/>            |
|  | 9101083-02  | 9101083-02 |                | Ice-O-Matic | RELAY RETAINING<br>SPRING                             | FOR<br>ICEU150/220/226 /<br>older ICEU300      | EA | PART           | <input type="checkbox"/>            |
|  | 9101084-01  | 9101084-01 |                | Ice-O-Matic | RELAY, 2 POLE,<br>120V                                | FOR<br>ICEU150/220/300 /<br>ICE0320/520/250/4  | EA | PART           | <input type="checkbox"/>            |

Non-Stocked,  
Lead TimeNon-Stocked,  
Lead Time

| Picture   | Vendor Item | GIS Item   | Alternate Item | Vendor      | Item Description 01                           | Item Description 02                         | UM | Classification | NS                       |
|---|-------------|------------|----------------|-------------|---|---|----|----------------|--------------------------|
|    | 9101084-02  | 9101084-02 |                | Ice-O-Matic | RELAY, 2 POLE,<br>240V                        | FOR ALL 240V ICEU<br>/ ICE SERIES<br>MODELS | EA | PART           | <input type="checkbox"/> |
|    | 9101124-02  | 9101124-02 |                | Ice-O-Matic | SWITCH-BIN LIMIT<br>11 AMP, CURTAIN<br>SWITCH | FOR ALL ICE SERIES<br>MODELS                | EA | PART           | <input type="checkbox"/> |
|    | 9101139-01  | 9101139-01 |                | Ice-O-Matic | SWITCH ROCKER<br>SPST (OBS)                   | SHOWS (19) IN<br>STOCK.                     | EA | PART           | <input type="checkbox"/> |
|    | 9101139-02  | 9101139-02 |                | Ice-O-Matic | SWITCH ROCKER<br>(OBS)                        | SHOWS (4) IN<br>STOCK.                      | EA | PART           | <input type="checkbox"/> |
|    | 9101139-03  | 9101139-03 |                | Ice-O-Matic | PURGE SWITCH<br>(ROCKER)                      | FOR ALL ICEU / ICE<br>SERIES MODELS         | EA | PART           | <input type="checkbox"/> |
|    | 9101139-04  | 9101139-04 |                | Ice-O-Matic | ON-OFF SWITCH<br>FLAKER                       | FOR ALL GEM / MFI<br>MODELS                 | EA | PART           | <input type="checkbox"/> |
|   | 9101141-01  | 9101141-01 |                | Ice-O-Matic | ACTUATOR<br>BUTTON, (OBS)                     | SHOWS (2) IN<br>STOCK.                      | EA | PART           | <input type="checkbox"/> |
|  | 9101141-02  | 9101141-02 |                | Ice-O-Matic | SWITCH, FOR<br>CD210 (OBS)                    | SHOWS (1) IN<br>STOCK.                      | EA | PART           | <input type="checkbox"/> |
|  | 9101143-01  | 9101143-01 |                | Ice-O-Matic | CHUTE SOLENOID,<br>120V/60/1 (OBS)            | REPLACED BY OEM<br># 9101194-01 (NLA)       | EA | PART           | <input type="checkbox"/> |
|  | 9101145-03  | 9101145-03 |                | Ice-O-Matic | CURTAIN SWITCH,<br>FOR<br>ECP400/500/556      | FOR<br>EC1406/1806/2106<br>. (5) ON TRUCKS. | EA | PART           | <input type="checkbox"/> |



| Picture  | Vendor Item | GIS Item   | Alternate Item | Vendor      | Item Description 01                  | Item Description 02                  | UM | Classification | NS                       |
|--|-------------|------------|----------------|-------------|--------------------------------------|--------------------------------------|----|----------------|--------------------------|
|    | 9101148-01  | 9101148-01 |                | Ice-O-Matic | TIMER MODULE                         | FOR ALL ICEU / ICE SERIES MODELS     | EA | PART           | <input type="checkbox"/> |
|    | 9101156-92  | 9101156-92 |                | Ice-O-Matic | CONTROLLER COMPUTER, 230V (OBS)      | SHOWS (2) IN STOCK.                  | EA | Control Board  | <input type="checkbox"/> |
|    | 9101160-01  | 9101160-01 |                | Ice-O-Matic | SWITCH CAM, 115V                     | FOR ICE0806/1006/1007/1406/1407      | EA | PART           | <input type="checkbox"/> |
|    | 9101160-02  | 9101160-02 | 9101160-01     | Ice-O-Matic | CAM SWITCH SPDT (OBS)                | * REPLACED BY OEM # 9101160-01       | EA | PART           | <input type="checkbox"/> |
|    | 9101170-01  | 9101170-01 |                | Ice-O-Matic | RELAY, BIN CONTROL, AUGER MTR, 115V  | FOR EMF450 / EMF800                  | EA | PART           | <input type="checkbox"/> |
|    | 9101170-02  | 9101170-02 |                | Ice-O-Matic | RELAY, BIN CONTROL, AUGER MTR, 230V  | FOR EMF1106                          | EA | PART           | <input type="checkbox"/> |
|   | 9101194-01  | 9101194-01 |                | Ice-O-Matic | (OBS-NLA) CHUTE SOLENOID 120V/60HZ   | FOR CD210 (ANCIENT MODEL FROM 1980s) | EA | PART           | <input type="checkbox"/> |
|  | 9101195-01  | 9101195-01 |                | Ice-O-Matic | ON/OFF/WASH ROCKER SWITCH            | FOR ALL ICEU / ICE SERIES MODELS     | EA | PART           | <input type="checkbox"/> |
|  | 9101206-01  | 9101206-01 |                | Ice-O-Matic | HARVEST TIMER (OBS)                  | FOR GC300/550. SHOWS (1) IN STOCK.   | EA | PART           | <input type="checkbox"/> |
|  | 9101218-15  | 9101218-15 |                | Ice-O-Matic | 3 PRONG FEMALE CONNECTOR, WATER PUMP | FOR ICE1406 / ICE1407                | EA | PART           | <input type="checkbox"/> |

| Picture  | Vendor Item | GIS Item   | Alternate Item | Vendor      | Item Description 01                | Item Description 02                            | UM | Classification | NS                       |
|--|-------------|------------|----------------|-------------|------------------------------------|--|----|----------------|--------------------------|
|    | 9101289-01  | 9101289-01 |                | Ice-O-Matic | TIMING MODULE,<br>FOR CD2200 (OBS) | SHOWS (1) IN<br>STOCK.                         | EA | PART           | <input type="checkbox"/> |
|    | 9101331-01  | 9101331-01 |                | Ice-O-Matic | HARNESS, LOW<br>VOLTAGE            |  | EA | Wire Harness   | <input type="checkbox"/> |
|    | 9101334-01  | 9101334-01 |                | Ice-O-Matic | WATER LEVEL<br>SENSOR              | FOR ALL GEM / MFI<br>MODELS                    | EA | PART           | <input type="checkbox"/> |
|    | 9101335-01  | 9101335-01 |                | Ice-O-Matic | CIRCUIT BOARD                      | FOR ALL GEM / MFI<br>MODELS                    | EA | Control Board  | <input type="checkbox"/> |
|    | 9101338-01  | 9101338-01 |                | Ice-O-Matic | SECONDARY BIN<br>SWITCH            | FOR EF250 / EF450<br>/ EF800                   | EA | PART           | <input type="checkbox"/> |
|    | 9101349-01  | 9101349-01 | 9101195-01     | Ice-O-Matic | ON/OFF/WASH<br>ROCKER (OBS)        | * REPLACED BY<br>OEM # 9101195-01              | EA | PART           | <input type="checkbox"/> |
|   | 9101368-02  | 9101368-02 | 9101414-01S    | Ice-O-Matic | CONTROL BOARD,<br>DUAL VOLTAGE     | * REPLACED BY<br>OEM # 9101414-<br>01S         | EA | Control Board  | <input type="checkbox"/> |
|  | 9101369-01  | 9101369-01 |                | Ice-O-Matic | CONTROL BOARD<br>(OBS)             | FOR CIU050FA /<br>CIU070FA. (1) ON A<br>TRUCK. | EA | Control Board  | <input type="checkbox"/> |
|  | 9101370-01  | 9101370-01 |                | Ice-O-Matic | TRANSFORMER,<br>120V               | FOR CIU050 /<br>CIU070                         | EA | Transformer    | <input type="checkbox"/> |
|  | 9101379-01  | 9101379-01 |                | Ice-O-Matic | MAGNETIC REED<br>SWITCH            | FOR ALL CIM<br>MODELS                          | EA | PART           | <input type="checkbox"/> |

| Picture   | Vendor Item | GIS Item   | Alternate Item | Vendor      | Item Description 01                 | Item Description 02                 | UM | Classification | NS                                  |
|---|-------------|------------|----------------|-------------|-------------------------------------|-------------------------------------|----|----------------|-------------------------------------|
|    | 9101381-01  | 9101381-01 |                | Ice-O-Matic | WIRING HARNESS, SIGNAL LOW VOLTAGE  | FOR CIM0330/0430/0436/0530/0636     | EA | Wire Harness   | <input type="checkbox"/>            |
|    | 9101381-02  | 9101381-02 |                | Ice-O-Matic | WIRING HARNESS, LOW VOLTAGE, REMOTE | FOR CIM0530R / CIM0636R             | EA | Wire Harness   | <input type="checkbox"/>            |
|    | 9101381-03  | 9101381-03 |                | Ice-O-Matic | WIRING HARNESS, CIM                 |                                     | EA | Wire Harness   | <input type="checkbox"/>            |
|    | 9101381-04  | 9101381-04 |                | Ice-O-Matic | WIRING HARNESS SP DF R SV, CIM      |                                     | EA | Wire Harness   | <input type="checkbox"/>            |
|    | 9101383-02  | 9101383-02 |                | Ice-O-Matic | WIRING HARNESS, WIRE DUAL PL, CIM   |                                     | EA | Wire Harness   | <input type="checkbox"/>            |
|    | 9101394-01  | 9101394-01 |                | Ice-O-Matic | MEMBRANE (ON-OFF) SWITCH W/ CABLE   | FOR ALL CIM MODELS                  | EA | PART           | <input type="checkbox"/>            |
|   | 9101395-01  | 9101395-01 |                | Ice-O-Matic | HARNESS, BIN THERMOSTAT, FOR CIM    | (COMPONENT OF OEM # KCUBEDISP)      | EA | Wire Harness   | <input type="checkbox"/>            |
|  | 9101397-01  |            |                | Ice-O-Matic | J BOX, WEATHER PROOF                | FOR ALL RCA / RGA REMOTE CONDENSERS | EA | PART           | <input checked="" type="checkbox"/> |
|  | 9101414-01  | 9101414-01 | 9101414-01S    | Ice-O-Matic | CONTROL BOARD, CIM, BLUE TOOTH KIT  | FOR ALL CIM MODELS                  | EA | Control Board  | <input type="checkbox"/>            |
|  | 9101414-01S |            |                | Ice-O-Matic | CONTROL BOARD, CIM, BLUE TOOTH KIT  | FOR ALL CIM MODELS                  | EA | Control Board  | <input checked="" type="checkbox"/> |

Non-Stocked, Lead Time

Non-Stocked, Lead Time

| Picture  | Vendor Item | GIS Item   | Alternate Item | Vendor      | Item Description 01           | Item Description 02                       | UM | Classification | NS                       |
|--|-------------|------------|----------------|-------------|-------------------------------|---|----|----------------|--------------------------|
|    | 9111001-01  | 9111001-01 |                | Ice-O-Matic | V-BELT # 2310                 | FOR EF250 / EF450                         | EA | PART           | <input type="checkbox"/> |
|    | 9111001-02  | 9111001-02 |                | Ice-O-Matic | V-BELT # 2340 (OBS)           | SHOWS (1) ON A TRUCK.                     | EA | PART           | <input type="checkbox"/> |
|    | 9111001-08  | 9111001-08 |                | Ice-O-Matic | V-BELT # 2300 (OBS)           | FOR CF800 / CF1106. SHOWS (1) ON A TRUCK. | EA | PART           | <input type="checkbox"/> |
|    | 9111001-09  | 9111001-09 |                | Ice-O-Matic | V-BELT #2333 (OBS)            | SHOWS (1) ON A TRUCK.                     | EA | PART           | <input type="checkbox"/> |
|    | 9111001-10  | 9111001-10 |                | Ice-O-Matic | V-BELT #2290                  | FOR F250A38P                              | EA | PART           | <input type="checkbox"/> |
|    | 9111002-02  | 9111002-02 |                | Ice-O-Matic | PULLEY 2.50 OD X 1/2 (OBS)    | FOR F250. SHOWS (2) IN STOCK.             | EA | PART           | <input type="checkbox"/> |
|    | 9111002-03  | 9111002-03 |                | Ice-O-Matic | PULLEY 3.05 OD X 1/2 (OBS)    | SHOWS (5) IN STOCK.                       | EA | PART           | <input type="checkbox"/> |
|  | 9111002-04  | 9111002-04 |                | Ice-O-Matic | N/S PULLEY 600/750/1000 (OBS) | SHOWS (15) IN STOCK.                      | EA | PART           | <input type="checkbox"/> |
|  | 9111002-07  | 9111002-07 |                | Ice-O-Matic | PULLEY 8.00 OD X 1/2 (OBS)    | SHOWS (3) IN STOCK.                       | EA | PART           | <input type="checkbox"/> |
|  | 9111002-08  | 9111002-08 |                | Ice-O-Matic | PULLEY 7.93 OD X 5/8 BORE     | FOR EF250 / EF450 / EMF450                | EA | PART           | <input type="checkbox"/> |

| Picture   | Vendor Item | GIS Item   | Alternate Item | Vendor      | Item Description 01            | Item Description 02                      | UM | Classification | NS                       |
|---|-------------|------------|----------------|-------------|--------------------------------|--|----|----------------|--------------------------|
|    | 9111002-15  | 9111002-15 |                | Ice-O-Matic | PULLEY 5.95 OD X 5/8 BORE      | FOR EMF1106 / CMF-LP-EMF2306 / MF2006    | EA | PART           | <input type="checkbox"/> |
|    | 9111002-16  | 9111002-16 |                | Ice-O-Matic | PULLEY (OBS)                   | FOR CF800 / F/MF700. SHOWS (2) IN STOCK. | EA | PART           | <input type="checkbox"/> |
|    | 9111002-17  | 9111002-17 |                | Ice-O-Matic | PULLEY 3.20 OD X 1/2 (OBS)     | FOR CF1106. SHOWS (2) IN STOCK.          | EA | PART           | <input type="checkbox"/> |
|    | 9111002-18  | 9111002-18 |                | Ice-O-Matic | PULLEY 2.70 OD X 1/2 B (OBS)   | SHOWS (1) IN STOCK.                      | EA | PART           | <input type="checkbox"/> |
|    | 9111002-22  | 9111002-22 |                | Ice-O-Matic | PULLEY 7.93OD X 1/2 BORE (OBS) | FOR F250 / CF450. SHOWS (2) IN STOCK.    | EA | PART           | <input type="checkbox"/> |
|    | 9111002-27  | 9111002-27 |                | Ice-O-Matic | N/S PULLEY 225/250/350 (OBS)   | FOR F250. SHOWS (3) IN STOCK.            | EA | PART           | <input type="checkbox"/> |
|   | 9111002-28  | 9111002-28 |                | Ice-O-Matic | MOTOR PULLEY, 5/8" BORE        | FOR EMF1106 / CF1106                     | EA | PART           | <input type="checkbox"/> |
|  | 9111002-29  | 9111002-29 |                | Ice-O-Matic | N/S PULLEY 400/450             | FOR EF250 / EF400 / EMF450 / CF450       | EA | PART           | <input type="checkbox"/> |
|  | 9111002-30  | 9111002-30 |                | Ice-O-Matic | N/S PULLEY 2006/2306 (OBS)     | SHOWS (7) IN STOCK.                      | EA | PART           | <input type="checkbox"/> |
|  | 9111004-90  | 9111004-90 |                | Ice-O-Matic | COUPLING HALF OVAL (OBS)       | FOR MF2006/CF1106. SHOWS (22) IN         | EA | PART           | <input type="checkbox"/> |

| Picture  | Vendor Item | GIS Item    | Alternate Item | Vendor      | Item Description 01               | Item Description 02                         | UM | Classification | NS                       |
|--|-------------|-------------|----------------|-------------|-----------------------------------|---|----|----------------|--------------------------|
|    | 9111004-92  | 9111004-92  |                | Ice-O-Matic | COUPLING HALF<br>3/4 SHAFT        | FOR<br>EF250/450/800 /<br>EMF450/800/1106/  | EA | PART           | <input type="checkbox"/> |
|    | 9111012-91  | 9111012-91  |                | Ice-O-Matic | COUPLING HALF                     | FOR<br>EF250/450/800 /<br>EMF800            | EA | PART           | <input type="checkbox"/> |
|    | 9111019-01  | 9111019-01  |                | Ice-O-Matic | SPROCKET DUAL<br>DRIVE (OBS)      | FOR HD650/750.<br>SHOWS (1) IN<br>STOCK.    | EA | PART           | <input type="checkbox"/> |
|    | 9121001-05  | 9121001-05  |                | Ice-O-Matic | BALL BEARING,<br>NON-STAINLESS    | FOR EMF1106 /<br>CMF-LP-EMF2306 /<br>MF2006 | EA | PART           | <input type="checkbox"/> |
|    | 9121001-06  | 9121001-06  |                | Ice-O-Matic | BALL BEARING                      | FOR EF250 / EF450<br>/ EMF450 / EMF800      | EA | PART           | <input type="checkbox"/> |
|    | 9121001-07  | 9121001-07  |                | Ice-O-Matic | BEARING .699 ID X<br>1.570D (OBS) | SHOWS (1) IN<br>STOCK.                      | EA | PART           | <input type="checkbox"/> |
|   | 9121025-91  | 9121025-91  |                | Ice-O-Matic | WATER SEAL AND<br>FACE ASSEMBLY   | FOR EMF1106 /<br>CMF-LP-EMF2306 /<br>MF2006 | EA | PART           | <input type="checkbox"/> |
|  | 9121026-91  | 9121026-91  |                | Ice-O-Matic | WATER SEAL AND<br>FACE ASSEMBLY   | FOR EF250 / EF450<br>/ EMF450 / EMF800      | EA | PART           | <input type="checkbox"/> |
|  | 9121039-01  | 9121039-01  |                | Ice-O-Matic | ROLLER BEARING<br>2.44 OD         | FOR EMF1106 /<br>CMF-LP-EMF2306             | EA | PART           | <input type="checkbox"/> |
|  | 9121052-01A | 9121052-01A |                | Ice-O-Matic | TOP BEARING, NEW<br>SOLID OIL     | FOR ALL GEM / MFI<br>MODELS                 | EA | PART           | <input type="checkbox"/> |

| Picture   | Vendor Item | GIS Item    | Alternate Item | Vendor      | Item Description 01                      | Item Description 02                     | UM | Classification | NS                       |
|---|-------------|-------------|----------------|-------------|--|---|----|----------------|--------------------------|
|    | 9121053-01  | 9121053-01  |                | Ice-O-Matic | LIP SEAL, PEARL ICE                      | FOR ALL GEM / MFI MODELS                | EA | PART           | <input type="checkbox"/> |
|    | 9121054-01  | 9121054-01  |                | Ice-O-Matic | LIP SEAL                                 | FOR ALL GEM / MFI MODELS                | EA | PART           | <input type="checkbox"/> |
|    | 9131009-01  | 9131009-01  |                | Ice-O-Matic | O-RING, 2-3/4" ID X 1/8" (OBS)           | FOR EMF1106/2306. (10) IN STOCK.        | EA | O-Ring         | <input type="checkbox"/> |
|    | 9131009-03  | 9131009-03  | 9131009-03P    | Ice-O-Matic | O-RING, 1-1/4" ID X 3/32" (SINGLE) (OBS) | * REPLACED BY OEM # 9131009-03P (10-PK) | EA | O-Ring         | <input type="checkbox"/> |
|    | 9131009-03P | 9131009-03P |                | Ice-O-Matic | O-RING, 1-1/4" ID X 3/32" (10 PK)        | FOR EDF550 / EMF400/800 / EF250/450/800 | EA | O-Ring         | <input type="checkbox"/> |
|    | 9131009-08  | 9131009-08  |                | Ice-O-Matic | O-RING, 2" ID X 1/8"                     | FOR EDF550 / EMF400/800 / EF250/450/800 | EA | O-Ring         | <input type="checkbox"/> |
|   | 9131009-08P | 9131009-08P |                | Ice-O-Matic | O-RING, 2" ID X 1/8" (10 PACK)           | FOR EDF550 / EMF400/800 / EF250/450/800 | EA | O-Ring         | <input type="checkbox"/> |
|  | 9131010-02  | 9131010-02  |                | Ice-O-Matic | PIN LOCATING                             | FOR EMF1106 / CMF-LP-EMF2306 / MF2006   | EA | Hardware       | <input type="checkbox"/> |
|  | 9131012-01  | 9131012-01  |                | Ice-O-Matic | AUGER 2"                                 | FOR EF250/450/800 / EMF450/800 /        | EA | PART           | <input type="checkbox"/> |
|  | 9131013-01  | 9131013-01  |                | Ice-O-Matic | AUGER (OBS)                              | FOR F250. SHOWS (3) IN STOCK.           | EA | PART           | <input type="checkbox"/> |

| Picture   | Vendor Item | GIS Item    | Alternate Item | Vendor      | Item Description 01               | Item Description 02                       | UM | Classification | NS                       |
|---|-------------|-------------|----------------|-------------|-----------------------------------|---|----|----------------|--------------------------|
|                          | 9131026-02  | 9131026-02  |                | Ice-O-Matic | SPLASH CAP PLUG<br>W/ 1-3/8" HOLE | FOR ALL ICEU / ICE<br>SERIES MODELS       | EA | PART           | <input type="checkbox"/> |
|                           | 9131040-01  | 9131040-01  |                | Ice-O-Matic | WATER GLASS<br>FILLER KIT         | FOR IOD/IMD                               | EA | PART           | <input type="checkbox"/> |
|                           | 9131053-03  | 9131053-03  |                | Ice-O-Matic | FAN BLADE (OBS)                   | FOR<br>EC300/400/500.<br>SHOWS (1) ON A   | EA | Fan Blade      | <input type="checkbox"/> |
|                           | 9131111-01  | 9131111-01  | 9131111-101    | Ice-O-Matic | FLOAT VALVE (TOP<br>MOUNT)        | * REPLACED BY<br>OEM # 9131111-<br>101    | EA | PART           | <input type="checkbox"/> |
|                           | 9131111-02  | 9131111-02  |                | Ice-O-Matic | FLOAT ASSEMBLY<br>DUAL PLATE      | FOR ICE1406 /<br>ICE1407                  | EA | PART           | <input type="checkbox"/> |
|                           | 9131111-101 | 9131111-101 |                | Ice-O-Matic | FLOAT VALVE KIT<br>(TOP MOUNT)    | FOR ALL ICEU / ICE<br>SERIES MODELS       | EA | PART           | <input type="checkbox"/> |
|                          | 9131111-102 | 9131111-102 |                | Ice-O-Matic | FLOAT KIT, DUAL<br>PLATE          | FOR<br>ICE1506/1806/180<br>7/2106/2107 V3 | EA | PART           | <input type="checkbox"/> |
|  | 9131133-01  | 9131133-01  |                | Ice-O-Matic | FAN BLADE 10", 34<br>DEGREES      | FOR EMF800AS /<br>EMF800WS                | EA | Fan Blade      | <input type="checkbox"/> |
|  | 9131133-02  | 9131133-02  |                | Ice-O-Matic | FAN BLADE, 10", 30<br>DEGREES     | FOR EF250 / EF450<br>/ EMF450             | EA | Fan Blade      | <input type="checkbox"/> |
|                         | 9131180-01  | 9131180-01  |                | Ice-O-Matic | FLOAT ASSY 292-7<br>(SIDE) (OBS)  | FOR C61. SHOWS<br>(1) IN STOCK.           | EA | PART           | <input type="checkbox"/> |



| Picture  | Vendor Item | GIS Item   | Alternate Item | Vendor      | Item Description 01                        | Item Description 02                    | UM | Classification | NS                       |
|--|-------------|------------|----------------|-------------|--|--|----|----------------|--------------------------|
|    | 9131190-01  | 9131190-01 |                | Ice-O-Matic | CLUTCH ASSY 160 DEGREES (OBS)              | FOR ICE1406/1407. SHOWS (50) IN STOCK. | EA | PART           | <input type="checkbox"/> |
|    | 9131190-02  | 9131190-02 |                | Ice-O-Matic | CLUTCH ASSY 0 DEGREES (OBS)                | FOR C61/81/121/146/186. (4) ON TRUCKS. | EA | PART           | <input type="checkbox"/> |
|    | 9131190-03  | 9131190-03 |                | Ice-O-Matic | CLUTCH ASSY 60 DEGREES (OBS)               | FOR C81 / C121. (4) STOCK (5) TRUCKS.  | EA | PART           | <input type="checkbox"/> |
|    | 9131190-04  | 9131190-04 |                | Ice-O-Matic | CLUTCH ASSY, FOR ICE1406-07 / EC1406 (OBS) | FOR EC1806 / EC2106. (3) ON TRUCKS.    | EA | PART           | <input type="checkbox"/> |
|    | 9131206-01  | 9131206-01 |                | Ice-O-Matic | NUT RETAINING, UPPER OR LOWER              | FOR EMF1106 / CMF-LP-EMF2306 / MF2006  | EA | PART           | <input type="checkbox"/> |
|    | 9131207-01  | 9131207-01 |                | Ice-O-Matic | NUT RETAINING, 2-1/4"                      | FOR EF250/450/800 / EMF450/800 /       | EA | PART           | <input type="checkbox"/> |
|   | 9131212-01  | 9131212-01 |                | Ice-O-Matic | FAN BLADE, 4-PETALS (OBS)                  | FOR C106. SHOWS (1) IN STOCK.          | EA | Fan Blade      | <input type="checkbox"/> |
|  | 9131219-01  | 9131219-01 |                | Ice-O-Matic | UPPER HOUSING                              | FOR EF250/450/800 / EMF450/800 /       | EA | PART           | <input type="checkbox"/> |
|  | 9131220-01  | 9131220-01 |                | Ice-O-Matic | HOUSING LOWER BEARING                      | FOR EF250/450/800 / EMF450/800 /       | EA | PART           | <input type="checkbox"/> |
|  | 9131331-01  | 9131331-01 |                | Ice-O-Matic | CURTAIN SWITCH WIRE (OBS)                  | FOR ECP400/500/556. SHOWS (1) IN       | EA | PART           | <input type="checkbox"/> |

| Picture  | Vendor Item | GIS Item   | Alternate Item | Vendor      | Item Description 01                 | Item Description 02                         | UM | Classification | NS                                  |
|--|-------------|------------|----------------|-------------|-------------------------------------|---|----|----------------|-------------------------------------|
|    | 9131332-02  | 9131332-02 |                | Ice-O-Matic | 5-PETAL FAN BLADE, 10", 38 DEGREES  | FOR ICE0400/406/500/606/ ICE0806 V1-2-3     | EA | Fan Blade      | <input type="checkbox"/>            |
|    | 9131383-01  | 9131383-01 |                | Ice-O-Matic | FAN BLADE, 5-PETAL                  | FOR ICE0250 UP TO ICE1407 REV 4-5           | EA | Fan Blade      | <input type="checkbox"/>            |
|    | 9131384-04  |            |                | Ice-O-Matic | FAN BLADE, 5-PETAL                  | FOR ICE0520A / EDF300A                      | EA | Fan Blade      | <input checked="" type="checkbox"/> |
|    | 9131384-08  | 9131384-08 |                | Ice-O-Matic | FAN BLADE, 10", 38 DEGREES, 5-PETAL | FOR ICE0320A V4-5 / EF800A                  | EA | Fan Blade      | <input type="checkbox"/>            |
|    | 9131446-01  | 9131446-01 |                | Ice-O-Matic | FAN BLADE, 8", 5-PETAL              | FOR ICEU150 / ICEU220 / ICEU226 / ICEU300   | EA | Fan Blade      | <input type="checkbox"/>            |
|    | 9131471-01  |            |                | Ice-O-Matic | HANGER, ICE SCOOP                   | FOR B42PS / B40PS / B55PS / B100PS / B110PS | EA | PART           | <input checked="" type="checkbox"/> |
|   | 9131474-01  | 9131474-01 |                | Ice-O-Matic | CLUTCH ASSY R/H REMOTE (OBS)        | FOR ICE1406 / ICE1407. SHOWS (2) IN STOCK.  | EA | PART           | <input type="checkbox"/>            |
|  | 9131475-01  | 9131475-01 |                | Ice-O-Matic | AIR FILTER                          | FOR GEM / MFI AIR COOLED MODELS             | EA | Air Filter     | <input type="checkbox"/>            |
|  | 9131481-01  | 9131481-01 |                | Ice-O-Matic | FLOAT & BOWL ASSY                   | FOR ALL GEM / MFI SERIES MODELS             | EA | PART           | <input type="checkbox"/>            |
|  | 9131486-01  | 9131486-01 |                | Ice-O-Matic | DRIP PAN GASKET                     | FOR ALL GEM / MFI SERIES MODELS             | EA | PART           | <input type="checkbox"/>            |

Non-Stocked, Lead Time

Non-Stocked, Lead Time



| Picture  | Vendor Item | GIS Item   | Alternate Item | Vendor      | Item Description 01                  | Item Description 02                  | UM | Classification | NS                                  |
|--|-------------|------------|----------------|-------------|--------------------------------------|--------------------------------------|----|----------------|-------------------------------------|
|    | 9131487-01  | 9131487-01 |                | Ice-O-Matic | FAN BLADE, 5-BLADE                   | FOR GEM0956A / MFI1256A              | EA | Fan Blade      | <input type="checkbox"/>            |
|    | 9131488-01  | 9131488-01 |                | Ice-O-Matic | FAN BLADE COMPRESSOR, 7.7", 5-PETALS | FOR GEM0650/0956 / MFI0800/1256      | EA | Fan Blade      | <input type="checkbox"/>            |
|    | 9131489-01  | 9131489-01 |                | Ice-O-Matic | FAN BLADE, 11", 5-PETAL              | FOR GEM0450A/0650A / MFI0500A/0800A  | EA | Fan Blade      | <input type="checkbox"/>            |
|    | 9131490-01  | 9131490-01 |                | Ice-O-Matic | REMOTE FAN BLADE, 5-PETAL            | FOR GRC1001 / GRC1061                | EA | Fan Blade      | <input type="checkbox"/>            |
|    | 9131494-01  |            |                | Ice-O-Matic | CLAMP, BAIL, ICE CHUTE               | FOR ALL GEM / MFI SERIES MODELS      | EA | PART           | <input checked="" type="checkbox"/> |
|    | 9131495-01  | 9131495-01 |                | Ice-O-Matic | ICE CHUTE AND FOAM ASSEMBLY          | FOR ALL GEM / MFI SERIES MODELS      | EA | PART           | <input type="checkbox"/>            |
|   | 9131544-01  | 9131544-01 |                | Ice-O-Matic | TXV INSULATION CIM                   | FOR ALL CIM MODELS                   | EA | PART           | <input type="checkbox"/>            |
|  | 9131546-01  |            |                | Ice-O-Matic | GRILL                                | FOR RCA-1001/3061 / RGA0501/1001/106 | EA | PART           | <input checked="" type="checkbox"/> |
|  | 9131546-02  |            |                | Ice-O-Matic | GRILL                                | FOR RCA-2061 / RCA-3561              | EA | PART           | <input checked="" type="checkbox"/> |
|  | 9131553-01  |            |                | Ice-O-Matic | FAN GUARD                            | FOR ALL RCA / RGA REMOTE CONDENSERS  | EA | PART           | <input checked="" type="checkbox"/> |



Non-Stocked, Lead Time

Non-Stocked, Lead Time

Non-Stocked, Lead Time

Non-Stocked, Lead Time











| Picture   | Vendor Item | GIS Item   | Alternate Item | Vendor      | Item Description 01         | Item Description 02                 | UM | Classification | NS                       |
|---|-------------|------------|----------------|-------------|-----------------------------|-------------------------------------|----|----------------|--------------------------|
|     | 9131555-01  | 9131555-01 |                | Ice-O-Matic | FAN BLADE, 3-PETALS         | FOR ALL RCA / RGA REMOTE CONDENSERS | EA | Fan Blade      | <input type="checkbox"/> |
|    | 9131574-01  | AFK-1      |                | Ice-O-Matic | MAGNETIC AIR FILTER, SHORT  | FOR CIM0320A UP TO CIM0636A         | EA | Air Filter     | <input type="checkbox"/> |
|    | 9131574-02  | AFK-2      |                | Ice-O-Matic | MAGNETIC AIR FILTER, TALL   | FOR CIM0826A UP TO CIM1137A         | EA | Air Filter     | <input type="checkbox"/> |
|    | 9131574-03  | AFK-3      |                | Ice-O-Matic | MAGNETIC AIR FILTER, 48"    | FOR CIM1446A / CIM1447A / CIM2046A  | EA | Air Filter     | <input type="checkbox"/> |
|     | 9141022-01  | 9141022-01 |                | Ice-O-Matic | CONDENSER, WATER COOLED     | FOR ICEU150W / ICEU220W / ICEU226W  | EA | Condenser      | <input type="checkbox"/> |
|    | 9141023-01  | 9141023-01 |                | Ice-O-Matic | CONDENSER, WATER COOLED     | FOR ICE0400W / ICE0406W             | EA | Condenser      | <input type="checkbox"/> |
|   | 9141024-01  | 9141024-01 |                | Ice-O-Matic | CONDENSER, WATER COOLED     | FOR ICE0500W / ICE0606W             | EA | Condenser      | <input type="checkbox"/> |
|   | 9141061-01  | 9141061-01 |                | Ice-O-Matic | CONDENSER, WATER COOLED     | FOR ICE0250W                        | EA | Condenser      | <input type="checkbox"/> |
|  | 9141061-02  | 9141061-02 |                | Ice-O-Matic | CONDENSER, WATER COOLED     | FOR ICE0806/1006/1007/1406/1407W    | EA | Condenser      | <input type="checkbox"/> |
|   | 9141074-01  | 9141074-01 |                | Ice-O-Matic | CONDENSER, AIR COOLED (OBS) | SHOWS (1) IN STOCK.                 | EA | Condenser      | <input type="checkbox"/> |

| Picture  | Vendor Item | GIS Item   | Alternate Item | Vendor      | Item Description 01               | Item Description 02                | UM | Classification | NS                                  |
|--|-------------|------------|----------------|-------------|-----------------------------------|------------------------------------|----|----------------|-------------------------------------|
|    | 9141106-01  | 9141106-01 |                | Ice-O-Matic | CONDENSER, AIR COOLED             | FOR ICE0250A / ICE0400A / ICE0406A | EA | Condenser      | <input type="checkbox"/>            |
|    | 9141117-01  | 9141117-01 | 9141118-01     | Ice-O-Matic | CONDENSER, FOR ICE0320/0520 (OBS) | * REPLACED BY OEM # 9141118-01     | EA | Condenser      | <input type="checkbox"/>            |
|    | 9141118-01  | 9141118-01 |                | Ice-O-Matic | CONDENSER, AIR COOLED             | FOR ICE0320A / ICE0520A            | EA | Condenser      | <input type="checkbox"/>            |
|    | 9141120-01  | 9141120-01 |                | Ice-O-Matic | CONDENSER, AIR COOLED             | FOR ICE0500A / ICE0606A            | EA | Condenser      | <input type="checkbox"/>            |
|    | 9141121-01  |            |                | Ice-O-Matic | CONDENSER, WATER COOLED           | FOR ICE0320W / ICE0520W / ICEU300W | EA | Condenser      | <input checked="" type="checkbox"/> |
|    | 9141122-01  | 9141122-01 |                | Ice-O-Matic | CONDENSER, AIR COOLED             | FOR ICE0806A / ICE1006A / ICE1007A | EA | Condenser      | <input type="checkbox"/>            |
|    | 9141123-01  |            |                | Ice-O-Matic | CONDENSER, WATER COOLED           | FOR ICE1806W/1807W/2106W/2107W     | EA | Condenser      | <input checked="" type="checkbox"/> |
|  | 9141126-01  | 9141126-01 |                | Ice-O-Matic | CONDENSER, AIR COOLED             | FOR ICEU150A / ICEU220A / ICEU226A | EA | Condenser      | <input type="checkbox"/>            |
|  | 9141128-01  | 9141128-01 |                | Ice-O-Matic | CONDENSER, AIR COOLED             | FOR ICEU300A                       | EA | Condenser      | <input type="checkbox"/>            |
|  | 9141132-01  |            |                | Ice-O-Matic | CONDENSER, AIR COOLED             | FOR ICE1406A / ICE1407A            | EA | Condenser      | <input checked="" type="checkbox"/> |

Non-Stocked, Lead Time

Non-Stocked, Lead Time

Non-Stocked, Lead Time

| Picture  | Vendor Item | GIS Item   | Alternate Item | Vendor      | Item Description 01                  | Item Description 02                  | UM | Classification | NS                                  |                        |
|--|-------------|------------|----------------|-------------|--------------------------------------|--------------------------------------|----|----------------|-------------------------------------|------------------------|
|    | 9141138-01  |            |                | Ice-O-Matic | CONDENSER, AIR COOLED                | FOR GEM0956A/1306A / MFI1256A/1506A  | EA | Condenser      | <input checked="" type="checkbox"/> | Non-Stocked, Lead Time |
|    | 9141139-01  | 9141139-01 |                | Ice-O-Matic | CONDENSER, AIR COOLED                | FOR GEM0450A/0650A / MFI0500A/0800A  | EA | Condenser      | <input type="checkbox"/>            |                        |
|    | 9141141-01  |            |                | Ice-O-Matic | CONDENSER, WATER COOLED              | FOR GEM0450W/0650 W /                | EA | Condenser      | <input checked="" type="checkbox"/> | Non-Stocked, Lead Time |
|    | 9141142-01  |            |                | Ice-O-Matic | CONDENSER, WATER COOLED              | FOR GEM0956W / MFI1256W              | EA | Condenser      | <input checked="" type="checkbox"/> | Non-Stocked, Lead Time |
|    | 9141144-01  |            |                | Ice-O-Matic | CONDENSER, AIR COOLED, TOP DISCHARGE | FOR ICE1506HT                        | EA | Condenser      | <input checked="" type="checkbox"/> | Non-Stocked, Lead Time |
|    | 9141152-01  | 9141152-01 |                | Ice-O-Matic | CONDENSER, AIR COOLED                | FOR CIM0320A UP TO CIM0636A          | EA | Condenser      | <input type="checkbox"/>            |                        |
|   | 9141153-01  | 9141153-01 |                | Ice-O-Matic | CONDENSER, AIR COOLED                | FOR CIM0826/0836/1126A/1136A/1137A   | EA | Condenser      | <input type="checkbox"/>            |                        |
|  | 9141154-01  |            |                | Ice-O-Matic | CONDENSER, AIR COOLED, 48"           | FOR CIM1446A / CIM1447A              | EA | Condenser      | <input checked="" type="checkbox"/> | Non-Stocked, Lead Time |
|  | 9141154-02  |            |                | Ice-O-Matic | CONDENSER, AIR COOLED, 48"           | FOR CIM02046A                        | EA | Condenser      | <input checked="" type="checkbox"/> | Non-Stocked, Lead Time |
|  | 9141156-01  |            |                | Ice-O-Matic | CONDENSER, WATER COOLED              | FOR CIM320W/520/330 /430/436/530/636 | EA | Condenser      | <input checked="" type="checkbox"/> | Non-Stocked, Lead Time |

| Picture  | Vendor Item | GIS Item   | Alternate Item | Vendor      | Item Description 01          | Item Description 02                 | UM | Classification | NS                                  |
|--|-------------|------------|----------------|-------------|------------------------------|-------------------------------------|----|----------------|-------------------------------------|
|   | 9141157-01  |            |                | Ice-O-Matic | CONDENSER, WATER COOLED      | FOR CIM0826W/1126/0836/1136/1137/14 | EA | Condenser      | <input checked="" type="checkbox"/> |
|   | 9141158-01  |            |                | Ice-O-Matic | CONDENSER, WATER COOLED      | FOR CIM2046W / CIM2047W             | EA | Condenser      | <input checked="" type="checkbox"/> |
|    | 9151004-02  | 9151004-02 | 9151163-01     | Ice-O-Matic | FILTER-DRIER (OBS)           | * REPLACED BY OEM # 9151163-01      | EA | PART           | <input type="checkbox"/>            |
|    | 9151004-03  | 9151004-03 | 9151163-02     | Ice-O-Matic | FILTER-DRIER (OBS)           | * REPLACED BY OEM # 9151163-02      | EA | PART           | <input type="checkbox"/>            |
|    | 9151004-04  | 9151004-04 | 9151163-03     | Ice-O-Matic | FILTER-DRIER .053 (OBS)      | * REPLACED BY OEM # 9151163-03      | EA | PART           | <input type="checkbox"/>            |
|    | 9151004-05  | 9151004-05 | 9151163-04     | Ice-O-Matic | FILTER-DRIER .052 (OBS)      | * REPLACED BY OEM # 9151163-04      | EA | PART           | <input type="checkbox"/>            |
|   | 9151006-03  | 9151006-03 |                | Ice-O-Matic | VALVE EXPANSION (OBS)        | SHOWS (8) IN STOCK.                 | EA | TXV            | <input type="checkbox"/>            |
|  | 9151006-04  | 9151006-04 |                | Ice-O-Matic | VALVE EXPANSION (OBS)        | SHOWS (6) IN STOCK.                 | EA | TXV            | <input type="checkbox"/>            |
|  | 9151006-05  | 9151006-05 |                | Ice-O-Matic | EXPANSION VALVE, SWEAT (OBS) | FOR C186. SHOWS (3) IN STOCK.       | EA | TXV            | <input type="checkbox"/>            |
|  | 9151006-07  | 9151006-07 |                | Ice-O-Matic | EXPANSION VALVE, SWEAT (OBS) | FOR C30. SHOWS (3) IN STOCK.        | EA | TXV            | <input type="checkbox"/>            |

Non-Stocked, Lead Time

Non-Stocked, Lead Time

| Picture  | Vendor Item | GIS Item   | Alternate Item | Vendor      | Item Description 01           | Item Description 02                      | UM | Classification | NS                       |
|--|-------------|------------|----------------|-------------|-------------------------------|--|----|----------------|--------------------------|
|    | 9151006-09  | 9151006-09 |                | Ice-O-Matic | TXV, SPORLAN                  | FOR EC300 / GC300 / EF250 / EF450        | EA | TXV            | <input type="checkbox"/> |
|    | 9151006-11  | 9151006-11 |                | Ice-O-Matic | TXV, FOR GC550/656/756 (OBS)  | SHOWS (5) IN STOCK.                      | EA | TXV            | <input type="checkbox"/> |
|    | 9151006-12  | 9151006-12 |                | Ice-O-Matic | THERMAL EXPANSION VALVE (OBS) | FOR EC806/1006/1806. (12) IN STOCK.      | EA | TXV            | <input type="checkbox"/> |
|    | 9151006-14  | 9151006-14 |                | Ice-O-Matic | THERMAL EXPANSION VALVE (OBS) | FOR EC806/1006 / GC806. (1) ON A TRUCK.  | EA | TXV            | <input type="checkbox"/> |
|    | 9151020-01  | 9151020-01 |                | Ice-O-Matic | VALVE EXPANSION THERM (OBS)   | FOR C20 / C40 / C81. SHOWS (1) IN STOCK. | EA | TXV            | <input type="checkbox"/> |
|    | 9151026-01  | 9151026-01 |                | Ice-O-Matic | RECEIVER (OBS)                | FOR C40 / C61. SHOWS (1) IN STOCK.       | EA | Receiver       | <input type="checkbox"/> |
|   | 9151027-05  | 9151027-05 |                | Ice-O-Matic | MIXING VALVE, 180 LBS         | FOR GEM0650/956/1306 /                   | EA | PART           | <input type="checkbox"/> |
|  | 9151027-06  | 9151027-06 |                | Ice-O-Matic | MIXING VALVE, 240 LBS         | FOR VRC1061                              | EA | PART           | <input type="checkbox"/> |
|  | 9151027-07  | 9151027-07 |                | Ice-O-Matic | MIXING VALVE, 220LB           | FOR RCA AND VRC MODELS, EXCEPT VRC1061   | EA | PART           | <input type="checkbox"/> |
|  | 9151033-01  | 9151033-01 |                | Ice-O-Matic | RECEIVER-DRIER (OBS)          | FOR HD650 / HD750. SHOWS (1) IN STOCK.   | EA | Receiver       | <input type="checkbox"/> |



| Picture   | Vendor Item | GIS Item   | Alternate Item | Vendor      | Item Description 01           | Item Description 02                           | UM | Classification | NS                                  |
|---|-------------|------------|----------------|-------------|-------------------------------|---|----|----------------|-------------------------------------|
|     | 9151056-01  | 9151056-01 |                | Ice-O-Matic | VALVE EXPANSION AUTO (OBS)    | FOR F-MF400/700/2006. (2) IN STOCK.           | EA | TXV            | <input type="checkbox"/>            |
|     | 9151056-03  | 9151056-03 |                | Ice-O-Matic | VALVE EXPANSION AUTO (OBS)    | FOR F250 / FD550. SHOWS (2) IN STOCK.         | EA | TXV            | <input type="checkbox"/>            |
|    | 9151060-01  | 9151060-01 |                | Ice-O-Matic | RECEIVER                      | FOR CIM0826 (ICE0806) UP TO CIM1447 (ICE1407) | EA | Receiver       | <input type="checkbox"/>            |
|     | 9151065-02  | 9151065-02 |                | Ice-O-Matic | VALVE SOLENOID RB6S4 (OBS)    | SHOWS (3) IN STOCK.                           | EA | Hot Gas Valve  | <input type="checkbox"/>            |
|     | 9151065-03  | 9151065-03 |                | Ice-O-Matic | HOT GAS VALVE (OBS)           | FOR C126. SHOWS (2) IN STOCK.                 | EA | Hot Gas Valve  | <input type="checkbox"/>            |
|    | 9151071-01  |            |                | Ice-O-Matic | ACCUMULATOR                   | FOR CIM0530R                                  | EA | PART           | <input checked="" type="checkbox"/> |
|    | 9151074-01  |            |                | Ice-O-Matic | RECEIVER                      | FOR CIM0530R/0636R / ICE0500R/0606R           | EA | Receiver       | <input checked="" type="checkbox"/> |
|   | 9151091-91  | 9151091-91 |                | Ice-O-Matic | PARKER SOLENOID COIL (OBS)    | FOR GC300 / GC550. SHOWS (1) ON A TRUCK.      | EA | PART           | <input type="checkbox"/>            |
|   | 9151102-91  | 9151102-91 |                | Ice-O-Matic | COIL, SPOR. HOT GAS VAL (OBS) | SHOWS (1) IN STOCK AND (2) ON TRUCKS.         | EA | Hot Gas Valve  | <input type="checkbox"/>            |
|  | 9151109-01  |            |                | Ice-O-Matic | RECEIVER                      | FOR CIM2046R-7R / ICE1806R-7R / ICE2106R-7R   | EA | Receiver       | <input checked="" type="checkbox"/> |

Non-Stocked, Lead Time

Non-Stocked, Lead Time

Non-Stocked, Lead Time











| Picture  | Vendor Item | GIS Item   | Alternate Item | Vendor      | Item Description 01                    | Item Description 02                          | UM | Classification | NS                       |
|--|-------------|------------|----------------|-------------|--|--|----|----------------|--------------------------|
|    | 9151123-01  | 9151123-01 |                | Ice-O-Matic | HOT GAS VALVE BODY ONLY, 200RB 3T3     | FOR SELECT GEM / MFI / ICE                   | EA | Hot Gas Valve  | <input type="checkbox"/> |
|    | 9151123-02  | 9151123-02 |                | Ice-O-Matic | LIQUID LINE VALVE BODY ONLY, 200RB 4T3 | FOR ICE0500 UP TO ICE2107                    | EA | Hot Gas Valve  | <input type="checkbox"/> |
|    | 9151123-03  | 9151123-03 |                | Ice-O-Matic | HOT GAS COIL, 115V                     | FOR 115V GEM / MFI / ICEU / ICE MODELS       | EA | Hot Gas Valve  | <input type="checkbox"/> |
|    | 9151123-04  | 9151123-04 |                | Ice-O-Matic | COIL ONLY, 230V                        | FOR 230V GEM / MFI / ICEU / ICE MODELS       | EA | Hot Gas Valve  | <input type="checkbox"/> |
|    | 9151123-06  | 9151123-06 |                | Ice-O-Matic | HOT GAS VALVE BODY, 200RB 2T3          | FOR ICEU150/220/226/300                      | EA | Hot Gas Valve  | <input type="checkbox"/> |
|    | 9151134-02  | 9151134-02 |                | Ice-O-Matic | ALCO TXV 606-1406 OCT/01               | FOR ICE1506                                  | EA | TXV            | <input type="checkbox"/> |
|   | 9151134-03  | 9151134-03 |                | Ice-O-Matic | ALCO TXV EUC200B3 (OBS)                | SHOWS (2) ON TRUCKS.                         | EA | TXV            | <input type="checkbox"/> |
|  | 9151134-06  | 9151134-06 | 9151152-101    | Ice-O-Matic | ALCO TXV, FOR ICE1806/2106 (OBS)       | * REPLACED BY OEM # 9151152-101              | EA | TXV            | <input type="checkbox"/> |
|  | 9151134-09  | 9151134-09 |                | Ice-O-Matic | ALCO TXV, ADJUSTABLE (OBS)             | FOR EF800 / EMF800/1106/2306. (2) ON TRUCKS. | EA | TXV            | <input type="checkbox"/> |
|  | 9151136-01  | 9151136-01 |                | Ice-O-Matic | ACCUMULATOR                            | FOR ICE1806 / ICE1807 / ICE2106 / ICE2107    | EA | PART           | <input type="checkbox"/> |

| Picture   | Vendor Item | GIS Item    | Alternate Item | Vendor      | Item Description 01                         | Item Description 02                   | UM | Classification | NS                                  |
|---|-------------|-------------|----------------|-------------|---|---------------------------------------|----|----------------|-------------------------------------|
|    | 9151138-01  |             |                | Ice-O-Matic | RECEIVER                                    | FOR ICE1506R                          | EA | Receiver       | <input checked="" type="checkbox"/> |
|     | 9151139-01  | 9151139-01  |                | Ice-O-Matic | CHECK VALVE                                 | FOR ALL REMOTE CIM / ICE MODELS       | EA | PART           | <input type="checkbox"/>            |
|     | 9151143-01  | 9151143-01  |                | Ice-O-Matic | FILTER-DRIER, 3/8                           | FOR ALL VRC MODELS                    | EA | PART           | <input type="checkbox"/>            |
|    | 9151146-01  | 9151146-01  |                | Ice-O-Matic | CRANKCASE REGULATOR VALVE                   | FOR CIM0530R / ICE0500R               | EA | PART           | <input type="checkbox"/>            |
|    | 9151147-01  | 9151147-01  | 9151147-101    | Ice-O-Matic | TXV DANFOSS, FOR ICE0806 (OBS)              | * REPLACED BY OEM # 9151147-101       | EA | TXV            | <input type="checkbox"/>            |
|     | 9151147-101 | 9151147-101 |                | Ice-O-Matic | TXV KIT DANFOSS                             | FOR ICE0806                           | EA | TXV            | <input type="checkbox"/>            |
|   | 9151148-01  | 9151148-01  |                | Ice-O-Matic | BODY, SOLENOID VALVE                        | FOR ICE0806W / ICE1006W / ICE1007W    | EA | Hot Gas Valve  | <input type="checkbox"/>            |
|  | 9151149-01  | 9151149-01  | 9151149-101    | Ice-O-Matic | TXV, JULY/07, FOR ICE0400/406/500/520 (OBS) | * REPLACED BY OEM # 9151149-101 (KIT) | EA | TXV            | <input type="checkbox"/>            |
|   | 9151149-101 | 9151149-101 |                | Ice-O-Matic | TXV KIT, JULY/07                            | FOR SELECT CIM / ICE MODELS           | EA | TXV            | <input type="checkbox"/>            |
|   | 9151150-01  | 9151150-01  | 9151150-101    | Ice-O-Matic | TXV DANFOSS, FOR ICE1406/1407 (OBS)         | * REPLACED BY OEM # 9151150-101       | EA | TXV            | <input type="checkbox"/>            |



Non-Stocked,  
Lead Time

| Picture  | Vendor Item | GIS Item    | Alternate Item | Vendor      | Item Description 01                     | Item Description 02                    | UM | Classification | NS                                  |
|--|-------------|-------------|----------------|-------------|---|--|----|----------------|-------------------------------------|
|    | 9151150-101 | 9151150-101 |                | Ice-O-Matic | TXV DANFOSS                             | FOR ICE1406 / ICE1407 / ICE1506        | EA | TXV            | <input type="checkbox"/>            |
|    | 9151151-01  | 9151151-01  | 9151151-101    | Ice-O-Matic | TXV DANFOSS, FOR ICE0606 (OBS)          | * REPLACED BY OEM # 9151151-101        | EA | TXV            | <input type="checkbox"/>            |
|    | 9151151-101 | 9151151-101 |                | Ice-O-Matic | TXV DANFOSS                             | FOR ICE0606                            | EA | TXV            | <input type="checkbox"/>            |
|    | 9151152-01  | 9151152-01  | 9151152-101    | Ice-O-Matic | TXV DANFOSS, FOR ICE1806-7/2106-7 (OBS) | * REPLACED BY OEM # 9151152-101        | EA | TXV            | <input type="checkbox"/>            |
|    | 9151152-101 | 9151152-101 |                | Ice-O-Matic | TXV DANFOSS                             | FOR CIM0826/1126/0836/1136/1137/1446   | EA | TXV            | <input type="checkbox"/>            |
|    | 9151154-01  | 9151154-01  |                | Ice-O-Matic | TXV DANFOSS, FOR ICEU300 (OBS)          | * REPLACED BY OEM # 9151154-101        | EA | TXV            | <input type="checkbox"/>            |
|    | 9151154-101 | 9151154-101 |                | Ice-O-Matic | TXV DANFOSS                             | FOR CIM0320/330 / ICE250/320 / ICEU300 | EA | TXV            | <input type="checkbox"/>            |
|  | 9151155-01  |             |                | Ice-O-Matic | ACCUMULATOR                             | FOR CIM0826W/1126W /0836W/1136W/11     | EA | PART           | <input checked="" type="checkbox"/> |
|  | 9151156-01  | 9151156-01  |                | Ice-O-Matic | TXV DAN FOSS, FOR ICEU150/220/226       | FOR ICEU220, BEG. SN # 09041280011542  | EA | TXV            | <input type="checkbox"/>            |
|  | 9151156-101 | 9151156-101 |                | Ice-O-Matic | TXV, NEW STYLE, DAN FOSS                | FOR ICEU150 / ICEU220 / ICEU226        | EA | TXV            | <input type="checkbox"/>            |

Non-Stocked,  
Lead Time

| Picture  | Vendor Item | GIS Item    | Alternate Item | Vendor      | Item Description 01                     | Item Description 02                        | UM | Classification | NS                                  |
|--|-------------|-------------|----------------|-------------|---|--|----|----------------|-------------------------------------|
|    | 9151157-01  | 9151157-01  |                | Ice-O-Matic | TXV, FOR ICEU150 (OBS)                  | * REPLACED BY OEM # 9151156-101            | EA | TXV            | <input type="checkbox"/>            |
|    | 9151157-101 | 9151157-101 |                | Ice-O-Matic | TXV, NEW STYLE, FOR ICEU150 (OBS)       | * REPLACED BY OEM # 9151156-101            | EA | TXV            | <input type="checkbox"/>            |
|    | 9151159-01  |             |                | Ice-O-Matic | RECEIVER                                | FOR GEM0650/956/1306 /                     | EA | Receiver       | <input checked="" type="checkbox"/> |
|    | 9151161-01  | 9151161-01  |                | Ice-O-Matic | TXV                                     | FOR GEM0650/0956 / MFI0800/1256            | EA | TXV            | <input type="checkbox"/>            |
|    | 9151161-02  | 9151161-02  |                | Ice-O-Matic | TXV DANFOSS                             | FOR GEM0450 / MFI0500                      | EA | TXV            | <input type="checkbox"/>            |
|    | 9151163-01  | 9151163-01  |                | Ice-O-Matic | FILTER-DRIER, BEADED CORE, EK032S (ECT) | FOR CIM0320 UP TO CIM0636 / ALL ICEU       | EA | PART           | <input type="checkbox"/>            |
|   | 9151163-02  | 9151163-02  |                | Ice-O-Matic | FILTER-DRIER, BEADED CORE, EK083S (ECT) | FOR CIM0826 UP TO CIM2047, SPECIFIC MODELS | EA | PART           | <input type="checkbox"/>            |
|  | 9151163-03  | 9151163-03  |                | Ice-O-Matic | FILTER-DRIER, BEADED CORE, EK053S (ECT) | FOR ALL GEM / MFI / CIM0826 UP TO CIM1137  | EA | PART           | <input type="checkbox"/>            |
|  | 9151163-04  | 9151163-04  |                | Ice-O-Matic | FILTER-DRIER, BEADED CORE, EK052S (ECT) | FOR ICEU300W                               | EA | PART           | <input type="checkbox"/>            |
|  | 9151164-01  | 9151164-01  |                | Ice-O-Matic | ACCUMULATOR                             | FOR GEM0650R** / GEM0956R / MFI0800R/1256R | EA | PART           | <input type="checkbox"/>            |











Non-Stocked,  
Lead Time

| Picture   | Vendor Item | GIS Item    | Alternate Item | Vendor      | Item Description 01    | Item Description 02                  | UM | Classification | NS                                  |
|---|-------------|-------------|----------------|-------------|------------------------|--------------------------------------|----|----------------|-------------------------------------|
|    | 9151165-101 | 9151165-101 |                | Ice-O-Matic | TXV ASY DANFOSS        | FOR CIM0836 UP TO CIM2047 **         | EA | TXV            | <input type="checkbox"/>            |
|     | 9151166-101 | 9151166-101 |                | Ice-O-Matic | TXV KIT                | FOR ICE1006 (?)                      | EA | TXV            | <input type="checkbox"/>            |
|    | 9151167-01  | 9151167-01  |                | Ice-O-Matic | AUGER                  | FOR GEM0450/0650 / MFI0500/0800      | EA | PART           | <input type="checkbox"/>            |
|    | 9151168-01  | 9151168-01  |                | Ice-O-Matic | AUGER STUD             | FOR ALL GEM / MFI MODELS             | EA | PART           | <input type="checkbox"/>            |
|    | 9151169-01  | 9151169-01  |                | Ice-O-Matic | EVAPORATOR BARREL ONLY | FOR GEM0956/1306/2006 / MFI1256/1506 | EA | Evaporator     | <input type="checkbox"/>            |
|    | 9151170-01  | 9151170-01  |                | Ice-O-Matic | EVAPORATOR BARREL ONLY | FOR GEM0450/0650 / MFI0500/0800      | EA | Evaporator     | <input type="checkbox"/>            |
|   | 9151171-01  |             |                | Ice-O-Matic | BREAKER COVER          | FOR ALL GEM / MFI MODELS             | EA | PART           | <input checked="" type="checkbox"/> |
|  | 9151182-01  | 9151182-01  | 9151182-101    | Ice-O-Matic | TXV                    | ** REPLACED BY OEM # 9151182-101     | EA | TXV            | <input type="checkbox"/>            |
|  | 9151182-101 | 9151182-101 |                | Ice-O-Matic | TXV KIT                | FOR GEM0650/0956/1306 /              | EA | TXV            | <input type="checkbox"/>            |
|  | 9151184-107 | 9151184-107 |                | Ice-O-Matic | TXV KIT                | FOR ICE1006 / ICE1007                | EA | TXV            | <input type="checkbox"/>            |

Non-Stocked,  
Lead Time

| Picture   | Vendor Item | GIS Item    | Alternate Item | Vendor      | Item Description 01                      | Item Description 02                   | UM | Classification | NS                                  |
|---|-------------|-------------|----------------|-------------|--|---------------------------------------|----|----------------|-------------------------------------|
|    | 9151188-101 | 9151188-101 | 9151188-01     | Ice-O-Matic | TXV KIT                                  | FOR CIU050                            | EA | TXV            | <input type="checkbox"/>            |
|    | 9151188-102 | 9151188-102 |                | Ice-O-Matic | TXV KIT                                  | FOR CIU070                            | EA | TXV            | <input type="checkbox"/>            |
|    | 9151192-01  | 9151192-01  | 9151192-101    | Ice-O-Matic | HOT GAS VALVE BODY, LIQUID LINE SOLENOID | FOR CIM0520/526/530A /636A/826/836    | EA | Hot Gas Valve  | <input type="checkbox"/>            |
|    | 9151192-02  | 9151192-02  | 9151192-102    | Ice-O-Matic | HOT GAS VALVE BODY, LIQUID LINE SOLENOID | FOR CIM0530R/0636R/ 1126/1136-7/1446- | EA | Hot Gas Valve  | <input type="checkbox"/>            |
|    | 9151192-03  | 9151192-03  |                | Ice-O-Matic | HOT GAS VALVE BODY, LIQUID LINE SOLENOID | FOR CIM0320/0326/043 0/0436/0530W/06  | EA | Hot Gas Valve  | <input type="checkbox"/>            |
|    | 9151192-101 | 9151192-101 | 9151192-01     | Ice-O-Matic | HOT GAS VALVE BODY                       | FOR CIM0520/526/530A /636A/826/836    | EA | Hot Gas Valve  | <input type="checkbox"/>            |
|   | 9151192-102 | 9151192-102 | 9151192-02     | Ice-O-Matic | HOT GAS VALVE BODY KIT                   | FOR CIM0530R/0636R/ 1126/1136-7/1446- | EA | Hot Gas Valve  | <input type="checkbox"/>            |
|  | 9151193-01  | 9151193-01  |                | Ice-O-Matic | HOT GAS VALVE COIL, 115V                 | FOR CIM0320/0520 / CIM0330/0430/053   | EA | Hot Gas Valve  | <input type="checkbox"/>            |
|  | 9151193-02  | 9151193-02  |                | Ice-O-Matic | HOT GAS VALVE COIL, 230V                 | FOR CIM0326/436/526/ 636/826/836/1126 | EA | Hot Gas Valve  | <input type="checkbox"/>            |
|  | 9151194-01  |             |                | Ice-O-Matic | CHECK VALVE, MAGNETIC - FROM REVISION 5  | FOR GEM0650R / MFI0800R REV 5 -->     | EA | PART           | <input checked="" type="checkbox"/> |



Non-Stocked, Lead Time

| Picture   | Vendor Item | GIS Item    | Alternate Item | Vendor      | Item Description 01                   | Item Description 02                     | UM | Classification | NS                                  |
|---|-------------|-------------|----------------|-------------|---------------------------------------|---|----|----------------|-------------------------------------|
|    | 9151196-01  | 9151196-01  |                | Ice-O-Matic | AUGER                                 | FOR GEM0956/13062006 /                  | EA | PART           | <input type="checkbox"/>            |
|    | 9151198-01  | 9151198-01  | 9151198-101    | Ice-O-Matic | HOT GAS VALVE BODY ONLY, REV 1 SERIES | FOR CIM0836GA / CIM1126/2046/2047       | EA | Hot Gas Valve  | <input type="checkbox"/>            |
|    | 9151198-101 | 9151198-101 | 9151198-01     | Ice-O-Matic | HOT GAS VALVE BODY ONLY               | FOR CIM0836GA / CIM1126/2046/2047       | EA | Hot Gas Valve  | <input type="checkbox"/>            |
|     | 9151199-101 |             |                | Ice-O-Matic | TXV                                   | FOR CIM2046W / CIM2047W                 | EA | TXV            | <input checked="" type="checkbox"/> |
|     | 9161027-01  | 9161027-01  |                | Ice-O-Matic | FAN MOTOR, 230V, 50W (OBS)            | SHOWS (2) IN STOCK.                     | EA | Motor          | <input type="checkbox"/>            |
|     | 9161028-01  | 9161028-01  |                | Ice-O-Matic | FAN MOTOR, 115V, 6W                   | FOR ICEU150                             | EA | Motor          | <input type="checkbox"/>            |
|   | 9161076-01  | 9161076-01  |                | Ice-O-Matic | WATER PUMP, 115V, 1550 RPM            | FOR ICEU150/220/300 / ICE0320/520/250/4 | EA | Water Pump     | <input type="checkbox"/>            |
|  | 9161076-02  | 9161076-02  |                | Ice-O-Matic | WATER PUMP, 230V, 1500 RPM            | FOR ICEU226 / ICE0406 / ICE0606         | EA | Water Pump     | <input type="checkbox"/>            |
|  | 9161076-101 | 9161076-101 |                | Ice-O-Matic | THUMBSCREW, WATER PUMP                |   | EA | PART           | <input type="checkbox"/>            |
|  | 9161079-01  | 9161079-01  | 9161079-06     | Ice-O-Matic | WATER PUMP, 115V, 3000 RPM (OBS)      | * REPLACED BY OEM # 9161079-06          | EA | Water Pump     | <input type="checkbox"/>            |

Non-Stocked,  
Lead Time



| Picture   | Vendor Item | GIS Item   | Alternate Item | Vendor      | Item Description 01                        | Item Description 02                               | UM | Classification | NS                       |
|---|-------------|------------|----------------|-------------|--|---|----|----------------|--------------------------|
|    | 9161079-02  | 9161079-02 | 9161079-03     | Ice-O-Matic | WATER PUMP,<br>230V, 2700 RPM<br>(OBS)     | * REPLACED BY<br>OEM # 9161079-03                 | EA | Water Pump     | <input type="checkbox"/> |
|    | 9161079-03  | 9161079-03 |                | Ice-O-Matic | WATER PUMP,<br>230V, 3000 RPM              | FOR ICE0806 /<br>ICE1006 / ICE1007<br>/ ICE1506HT | EA | Water Pump     | <input type="checkbox"/> |
|    | 9161079-06  | 9161079-06 |                | Ice-O-Matic | WATER PUMP,<br>230V, 3000 RPM              | FOR<br>ICE1406/1407/180<br>6/1807/2106/2107       | EA | Water Pump     | <input type="checkbox"/> |
|    | 9161089-02  | 9161089-02 |                | Ice-O-Matic | FAN MOTOR,<br>CONDENSER, 115V<br>(OBS)     | * REPLACED BY<br>OEM # 1051209-01<br>KIT          | EA | Motor          | <input type="checkbox"/> |
|    | 9161089-03  | 9161089-03 |                | Ice-O-Matic | FAN MOTOR, 230V,<br>50W, EC-606 (OBS)      | * REPLACED BY<br>OEM # 1051209-03<br>(KIT)        | EA | Motor          | <input type="checkbox"/> |
|    | 9161090-92  | 9161090-92 |                | Ice-O-Matic | PROBE ASSIST<br>MOTOR, 230V (OBS)          | * REPLACED BY<br>OEM # 1051210-<br>02B (KIT)      | EA | Motor          | <input type="checkbox"/> |
|   | 9161093-01  | 9161093-01 |                | Ice-O-Matic | AUGER MOTOR,<br>115V, 5/8 SHAFT,<br>1/4 HP | FOR EF250 / EF450<br>/ EF800 / EMF450 /<br>EMF800 | EA | Motor          | <input type="checkbox"/> |
|  | 9161096-01  | 9161096-01 |                | Ice-O-Matic | AUGER MOTOR,<br>230V, 1/3 HP (OBS)         | SHOWS (2) ON<br>TRUCKS.                           | EA | Motor          | <input type="checkbox"/> |
|  | 9161110-01  | 9161110-01 |                | Ice-O-Matic | FAN MOTOR,<br>CONDENSER,<br>REMOTE (OBS)   | SHOWS (1) ON A<br>TRUCK.                          | EA | Motor          | <input type="checkbox"/> |
|  | 9161112-01  | 9161112-01 |                | Ice-O-Matic | FAN MOTOR, 115V,<br>16W                    | FOR ICEU220 /<br>ICEU300 / ICE0520<br>/ ICEU150** | EA | Motor          | <input type="checkbox"/> |

| Picture  | Vendor Item | GIS Item   | Alternate Item | Vendor      | Item Description 01                       | Item Description 02                     | UM | Classification | NS                                  |
|--|-------------|------------|----------------|-------------|---|---|----|----------------|-------------------------------------|
|    | 9161112-02  |            |                | Ice-O-Matic | FAN MOTOR, 230V                           | FOR ICEU226                             | EA | Motor          | <input checked="" type="checkbox"/> |
|    | 9161117-01  | 9161117-01 |                | Ice-O-Matic | FAN MOTOR, REMOTE, 230V                   | FOR VRC1061B / VRC2061 / VRC2661        | EA | Motor          | <input type="checkbox"/>            |
|    | 9161117-02  | 9161117-02 |                | Ice-O-Matic | FAN MOTOR, REMOTE, 115V                   | FOR VRC1001 ONLY                        | EA | Motor          | <input type="checkbox"/>            |
|    | 9161118-01  | 9161118-01 |                | Ice-O-Matic | FAN MOTOR, REMOTE, 230V, 1/4 HP, 1075 RPM | FOR VRC4061 / VRC5061                   | EA | Motor          | <input type="checkbox"/>            |
|    | 9161120-01  | 9161120-01 |                | Ice-O-Matic | FAN MOTOR, 115V, TO REVISION 4            | FOR GEM650 / MFI0800                    | EA | Motor          | <input type="checkbox"/>            |
|    | 9161120-02  | 9161120-02 |                | Ice-O-Matic | FAN MOTOR, 230V, TO REVISION 4            | FOR GEM0956 / MFI1256                   | EA | Motor          | <input type="checkbox"/>            |
|   | 9161121-01  | 9161121-01 |                | Ice-O-Matic | FAN MOTOR, REMOTE, 115V                   | FOR GRC1001                             | EA | Motor          | <input type="checkbox"/>            |
|  | 9161121-02  | 9161121-02 |                | Ice-O-Matic | FAN MOTOR, REMOTE, 230V (OBS)             | SHOWS (1) ON A TRUCK.                   | EA | Motor          | <input type="checkbox"/>            |
|  | 9161124-01  | 9161124-01 |                | Ice-O-Matic | FAN MOTOR, CONDENSER, 115V/60HZ           | FOR ICE0320 / GEM0450/650 / MFI0500/800 | EA | Motor          | <input type="checkbox"/>            |
|  | 9161124-03  | 9161124-03 |                | Ice-O-Matic | FAN MOTOR, CONDENSER, 230V                | FOR ICE0606/0806/1006/1007/1406/1407    | EA | Motor          | <input type="checkbox"/>            |

Non-Stocked,  
Lead Time









| Picture  | Vendor Item | GIS Item   | Alternate Item | Vendor      | Item Description 01            | Item Description 02                       | UM | Classification      | NS                                  |
|--|-------------|------------|----------------|-------------|--------------------------------|---|----|---------------------|-------------------------------------|
|    | 9161125-01  | 9161125-01 |                | Ice-O-Matic | FAN MOTOR, CONDENSER, 230V     | FOR ICE1506HT/ GEM1306 / MFI1506          | EA | Motor               | <input type="checkbox"/>            |
|    | 9161126-01  | 9161126-01 | 9161126-01S    | Ice-O-Matic | GEARCASE AND MOTOR ASSY, 230V  | FOR GEM0956/1306/2006 /                   | EA | Motor               | <input type="checkbox"/>            |
|    | 9161126-01S |            |                | Ice-O-Matic | GEARCASE AND MOTOR ASSY, 230V  | FOR GEM0956/1306/2006 /                   | EA | Motor               | <input checked="" type="checkbox"/> |
|    | 9161127-01  | 9161127-01 | 9161127-01S    | Ice-O-Matic | GEARCASE AND MOTOR ASSY, 115V  | FOR GEM0450 / GEM0650 / MFI0500 / MFI0800 | EA | Motor               | <input type="checkbox"/>            |
|    | 9161127-01S |            |                | Ice-O-Matic | GEARCASE AND MOTOR ASSY, 115V  | FOR GEM0450 / GEM0650 / MFI0500 / MFI0800 | EA | Motor               | <input checked="" type="checkbox"/> |
|    | 9161130-01  | 9161130-01 |                | Ice-O-Matic | MOTOR & CAM, 115V, 160 DEGREES |   | EA | Motor               | <input type="checkbox"/>            |
|   | 9161130-02  | 9161130-02 |                | Ice-O-Matic | MOTOR & CAM, 230V, 160 DEGREES |   | EA | Motor               | <input type="checkbox"/>            |
|  | 9161132-01  | 9161132-01 |                | Ice-O-Matic | WATER PUMP, 115V               | FOR CIU050 / CIU070                       | EA | Water Pump          | <input type="checkbox"/>            |
|  | 9161133-01  | 9161133-01 |                | Ice-O-Matic | FAN MOTOR, 115V                | FOR CIU050 / CIU070                       | EA | Motor               | <input type="checkbox"/>            |
|  | 9161134-01  | 9161134-01 |                | Ice-O-Matic | HARVEST ASSIST, 115V           | FOR CIM0320/0520/0330/0430/0530           | EA | Harvest Assist Assy | <input type="checkbox"/>            |

Non-Stocked,  
Lead Time

Non-Stocked,  
Lead Time


| Picture  | Vendor Item | GIS Item   | Alternate Item | Vendor      | Item Description 01         | Item Description 02                       | UM | Classification      | NS                                  |
|--|-------------|------------|----------------|-------------|-----------------------------|---|----|---------------------|-------------------------------------|
|   | 9161134-02  | 9161134-02 |                | Ice-O-Matic | HARVEST ASSIST, 230V        | FOR ALL 230V CIM MODELS                   | EA | Harvest Assist Assy | <input type="checkbox"/>            |
|    | 9161135-01  | 9161135-01 |                | Ice-O-Matic | FAN MOTOR ASSEMBLY, 115V    | FOR CIM0320/0520/0330/0430/0530           | EA | Motor               | <input type="checkbox"/>            |
|    | 9161135-02  | 9161135-02 |                | Ice-O-Matic | FAN MOTOR ASSEMBLY, 230V    | FOR CIM0326/526/436/636/826/1126/836      | EA | Motor               | <input type="checkbox"/>            |
|    | 9161137-01  | 9161137-01 |                | Ice-O-Matic | WATER PUMP, 115V, CIM (?)   |   | EA | Water Pump          | <input type="checkbox"/>            |
|    | 9161137-02  | 9161137-02 |                | Ice-O-Matic | WATER PUMP, 230V, CIM (?)   |   | EA | Water Pump          | <input type="checkbox"/>            |
|    | 9161139-01  | 9161139-01 |                | Ice-O-Matic | DRIVE MOTOR ONLY, 115V      | FOR GEM0450 / GEM0650 / MFI0500 / MFI0800 | EA | Motor               | <input type="checkbox"/>            |
|  | 9161140-01  | 9161140-01 |                | Ice-O-Matic | DRIVE MOTOR ONLY, 230V      | FOR GEM0956/1306/2006 /                   | EA | Motor               | <input type="checkbox"/>            |
|  | 9161141-01  | 9161141-01 | 9161141-01S    | Ice-O-Matic | GEARCASE KIT ONLY, NO MOTOR | FOR ALL GEM / MFI MODELS                  | EA | PART                | <input type="checkbox"/>            |
|  | 9161141-01S |            |                | Ice-O-Matic | GEARCASE KIT ONLY, NO MOTOR | FOR ALL GEM / MFI MODELS                  | EA | PART                | <input checked="" type="checkbox"/> |
|  | 9161142-01  | 9161142-01 |                | Ice-O-Matic | FAN MOTOR, REMOTE, 115V     | FOR RCA-1001 / RGA0501-HM / RGA-1001-HM   | EA | Motor               | <input type="checkbox"/>            |

Non-Stocked,  
Lead Time

| Picture  | Vendor Item | GIS Item   | Alternate Item | Vendor      | Item Description 01                        | Item Description 02                              | UM | Classification | NS                       |
|--|-------------|------------|----------------|-------------|--|--|----|----------------|--------------------------|
|    | 9161142-02  | 9161142-02 |                | Ice-O-Matic | FAN MOTOR,<br>REMOTE, 230V                 | FOR RCA-<br>1061/2061/3061/3<br>561/ RGA-1061    | EA | Motor          | <input type="checkbox"/> |
|    | 9161143-02  | 9161143-02 |                | Ice-O-Matic | FAN MOTOR ASSY,<br>230V, LIGHTNING<br>BOLT | FOR ALL 230V AIR<br>COOLED CIM<br>MODELS         | EA | Motor          | <input type="checkbox"/> |
|    | 9161150-22  | 9161150-22 |                | Ice-O-Matic | FAN MOTOR<br>ASSEMBLY, 230V                | FOR ALL 230V AIR<br>COOLED CIM<br>MODELS         | EA | Motor          | <input type="checkbox"/> |
|    | 9171010-03  | 9171010-03 |                | Ice-O-Matic | GEAR REDUCER W/<br>OIL (OBS)               | FOR EF/EMF.<br>SHOWS (2) ON A<br>TRUCK.          | EA | PART           | <input type="checkbox"/> |
|    | 9181003-01  | 9181003-01 |                | Ice-O-Matic | CAPACITOR ST<br>COPE (OBS)                 | FOR FD550 / C40.<br>SHOWS (3) IN<br>STOCK.       | EA | PART           | <input type="checkbox"/> |
|    | 9181003-06  | 9181003-06 |                | Ice-O-Matic | CAPACITOR ST<br>COPE (OBS)                 | FOR GC1206 /<br>EC1406/1806. (2)<br>IN STOCK.    | EA | PART           | <input type="checkbox"/> |
|   | 9181003-07  | 9181003-07 |                | Ice-O-Matic | CAPACITOR START<br>145-174@220             | FOR ICE0806 /<br>ICE1006A-W                      | EA | PART           | <input type="checkbox"/> |
|  | 9181003-08  | 9181003-08 |                | Ice-O-Matic | CAPACITOR ST<br>COPE 014-000861            | FOR GEM0955 /<br>MFI1255 50HZ<br>MODELS ONLY     | EA | PART           | <input type="checkbox"/> |
|  | 9181003-09  | 9181003-09 |                | Ice-O-Matic | CAPACITOR ST<br>COPE (OBS)                 | FOR ICE0320 /<br>ICE0520. SHOWS<br>(4) IN STOCK. | EA | PART           | <input type="checkbox"/> |
|  | 9181003-11  | 9181003-11 |                | Ice-O-Matic | CAPACITOR ST<br>TECU, FOR GC756<br>(OBS)   | SHOWS (3) IN<br>STOCK AND (2) ON<br>TRUCKS.      | EA | PART           | <input type="checkbox"/> |

| Picture   | Vendor Item | GIS Item   | Alternate Item | Vendor      | Item Description 01                     | Item Description 02                       | UM | Classification | NS                                  |
|---|-------------|------------|----------------|-------------|---|---|----|----------------|-------------------------------------|
|    | 9181003-17  | 9181003-17 |                | Ice-O-Matic | START CAPACITOR, FOR EC300/400 (OBS)    | FOR ECP400 / EMF450/800. (2) ON TRUCKS.   | EA | PART           | <input type="checkbox"/>            |
|    | 9181003-19  | 9181003-19 |                | Ice-O-Matic | CAPACITOR ST COPE 014-0006-07           | FOR CIM1446, ICE0606/1406/1506            | EA | PART           | <input type="checkbox"/>            |
|    | 9181003-21  | 9181003-21 |                | Ice-O-Matic | CAPACITOR ST COPE 014-0006-03           | FOR CIM1446 / CIM2046 / ICE1806 / ICE2106 | EA | PART           | <input type="checkbox"/>            |
|     | 9181003-24  | 9181003-24 |                | Ice-O-Matic | START CAPACITOR, FOR EC200 (OBS)        | FOR EFD300/550 (3) IN STOCK (1) ON TRUCK  | EA | PART           | <input type="checkbox"/>            |
|    | 9181003-26  | 9181003-26 |                | Ice-O-Matic | START CAPACITOR                         | FOR CIM0326 / CIM0436                     | EA | PART           | <input type="checkbox"/>            |
|    | 9181003-39  | 9181003-39 |                | Ice-O-Matic | START CAPACITOR                         | FOR ICEU300A2-W2 / ICE0320/520/250/4      | EA | PART           | <input type="checkbox"/>            |
|   | 9181003-40  | 9181003-40 |                | Ice-O-Matic | START CAPACITOR, TECUMSEH               | FOR ICE0500                               | EA | PART           | <input type="checkbox"/>            |
|  | 9181003-43  | 9181003-43 |                | Ice-O-Matic | START CAPACITOR                         | FOR ICEU150 / ICEU220                     | EA | PART           | <input type="checkbox"/>            |
|  | 9181003-44  | 9181003-44 |                | Ice-O-Matic | START CAPACITOR, 330VAC/60HZ, 145-174uF | FOR CIM0826A/1126/0836/1136               | EA | PART           | <input type="checkbox"/>            |
|  | 9181003-45  |            |                | Ice-O-Matic | START CAPACITOR, 330VAC/60HZ, 72-88330V | FOR ICE0406                               | EA | PART           | <input checked="" type="checkbox"/> |

Non-Stocked, Lead Time

| Picture  | Vendor Item | GIS Item   | Alternate Item | Vendor      | Item Description 01                 | Item Description 02                       | UM | Classification | NS                                  |
|--|-------------|------------|----------------|-------------|-------------------------------------|---|----|----------------|-------------------------------------|
|   | 9181003-49  | 9181003-49 |                | Ice-O-Matic | START CAPACITOR, 165VAC/50-60HZ     | FOR GEM0450 / MF10500                     | EA | PART           | <input type="checkbox"/>            |
|   | 9181003-50  | 9181003-50 |                | Ice-O-Matic | START CAPACITOR, 165VAC/50-60HZ     | FOR CIM0320/0520/0330/0430/0530           | EA | PART           | <input type="checkbox"/>            |
|   | 9181003-52  | 9181003-52 |                | Ice-O-Matic | START CAPACITOR, 330VAC/50-60HZ     | FOR CIM0636 / GEM0956/1306 / MF11256/1506 | EA | PART           | <input type="checkbox"/>            |
|    | 9181003-53  | 9181003-53 |                | Ice-O-Matic | START CAPACITOR, 115V/60HZ          | FOR ICEU150 A5, W5                        | EA | PART           | <input type="checkbox"/>            |
|   | 9181003-54  |            |                | Ice-O-Matic | START CAPACITOR                     | FOR CIM0325/335/635 50HZ MODELS           | EA | PART           | <input checked="" type="checkbox"/> |
|    | 9181004-01  | 9181004-01 |                | Ice-O-Matic | RELAY CURRENT COPE (OBS)            | FOR HD650 / C40 / FD550. (1) IN STOCK.    | EA | PART           | <input type="checkbox"/>            |
|   | 9181004-03  | 9181004-03 |                | Ice-O-Matic | START RELAY, FOR F-MF700 (OBS)      | FOR HD750/C30/CF800. (2) ON A TRUCK.      | EA | PART           | <input type="checkbox"/>            |
|  | 9181004-05  | 9181004-05 |                | Ice-O-Matic | RELAY CURRENT COPE (OBS)            | FOR C20. SHOWS (2) IN STOCK.              | EA | PART           | <input type="checkbox"/>            |
|  | 9181004-08  | 9181004-08 |                | Ice-O-Matic | RELAY CURRENT, FOR C20 / UC20 (OBS) | SHOWS (1) IN STOCK AND (1) ON A TRUCK.    | EA | PART           | <input type="checkbox"/>            |
|  | 9181004-09  | 9181004-09 |                | Ice-O-Matic | CURRENT RELAY DANFOSS (OBS)         | FOR C25 (50HZ). SHOWS (1) IN STOCK.       | EA | PART           | <input type="checkbox"/>            |

Non-Stocked,  
Lead Time

| Picture  | Vendor Item | GIS Item   | Alternate Item | Vendor      | Item Description 01                    | Item Description 02                    | UM | Classification | NS                                  |
|--|-------------|------------|----------------|-------------|--|--|----|----------------|-------------------------------------|
|    | 9181004-10  | 9181004-10 |                | Ice-O-Matic | START RELAY, FOR F-MF400 / CF450 (OBS) | SHOWS (2) IN STOCK AND (1) ON TRUCK.   | EA | PART           | <input type="checkbox"/>            |
|    | 9181004-18  | 9181004-18 |                | Ice-O-Matic | START RELAY, FOR EUC200 (OBS)          | FOR EDF300/550 / EC200. (3) ON TRUCKS. | EA | PART           | <input type="checkbox"/>            |
|    | 9181004-24  | 9181004-24 |                | Ice-O-Matic | START RELAY                            | FOR EMF450AS / EMF450WS                | EA | PART           | <input type="checkbox"/>            |
|    | 9181004-25  | 9181004-25 |                | Ice-O-Matic | START RELAY                            | FOR EF250A32S / EF250A38S              | EA | PART           | <input type="checkbox"/>            |
|    | 9181004-27  | 9181004-27 |                | Ice-O-Matic | START RELAY, COMPRESSOR                | FOR ICEU300 / ICE0320/0520/0250/0400   | EA | PART           | <input type="checkbox"/>            |
|    | 9181004-29  |            |                | Ice-O-Matic | COMPRESSOR RELAY                       | FOR GEM0450 / MFI0500                  | EA | PART           | <input checked="" type="checkbox"/> |
|   | 9181004-30  | 9181004-30 |                | Ice-O-Matic | START RELAY                            | FOR ICEU150 A5-W5                      | EA | PART           | <input type="checkbox"/>            |
|  | 9181005-01  | 9181005-01 |                | Ice-O-Matic | OVERLOAD COMP COPE (OBS)               | FOR HD650 / C35 / FD550. (2) IN STOCK. | EA | PART           | <input type="checkbox"/>            |
|  | 9181005-03  | 9181005-03 |                | Ice-O-Matic | OVERLOAD COMP COPE, FOR HD750 (OBS)    | SHOWS (2) IN STOCK AND (1) ON TRUCK.   | EA | PART           | <input type="checkbox"/>            |
|  | 9181005-04  | 9181005-04 |                | Ice-O-Matic | OVERLOAD COMP COPE (OBS)               | FOR HD750. SHOWS (1) IN STOCK.         | EA | PART           | <input type="checkbox"/>            |

Non-Stocked,  
Lead Time



| Picture  | Vendor Item | GIS Item   | Alternate Item | Vendor      | Item Description 01                  | Item Description 02                         | UM | Classification | NS                       |
|--|-------------|------------|----------------|-------------|--------------------------------------|---|----|----------------|--------------------------|
|    | 9181005-08  | 9181005-08 |                | Ice-O-Matic | OVERLOAD COMP<br>COPE (OBS)          | SHOWS (1) IN<br>STOCK.                      | EA | PART           | <input type="checkbox"/> |
|    | 9181005-11  | 9181005-11 |                | Ice-O-Matic | OVERLOAD COMP<br>COPE (OBS)          | FOR CF1106 / C61.<br>SHOWS (3) IN<br>STOCK. | EA | PART           | <input type="checkbox"/> |
|    | 9181005-12  | 9181005-12 |                | Ice-O-Matic | OVERLOAD,<br>COMPRESSOR,<br>COPELAND | FOR EF800 /<br>GC300/306/550 /<br>ICE0520   | EA | PART           | <input type="checkbox"/> |
|    | 9181005-29  | 9181005-29 |                | Ice-O-Matic | OVERLOAD                             | FOR ICEU200 /<br>EUC200B3                   | EA | PART           | <input type="checkbox"/> |
|    | 9181005-31  | 9181005-31 |                | Ice-O-Matic | OVERLOAD                             | FOR EF450                                   | EA | PART           | <input type="checkbox"/> |
|    | 9181005-32  | 9181005-32 |                | Ice-O-Matic | OVERLOAD, FOR<br>ICE0250 (OBS)       | SHOWS (2) IN<br>STOCK.                      | EA | PART           | <input type="checkbox"/> |
|   | 9181005-33  | 9181005-33 |                | Ice-O-Matic | OVERLOAD, FOR<br>ICEU150 (OBS)       | SHOWS (2) IN<br>STOCK.                      | EA | PART           | <input type="checkbox"/> |
|  | 9181005-34  | 9181005-34 |                | Ice-O-Matic | OVERLOAD                             | FOR EF250                                   | EA | PART           | <input type="checkbox"/> |
|  | 9181005-37  | 9181005-37 |                | Ice-O-Matic | OVERLOAD                             | FOR ICE0250 /<br>ICE0400                    | EA | PART           | <input type="checkbox"/> |
|  | 9181005-38  | 9181005-38 |                | Ice-O-Matic | OVERLOAD                             | FOR EF450                                   | EA | PART           | <input type="checkbox"/> |

| Picture  | Vendor Item | GIS Item   | Alternate Item | Vendor      | Item Description 01                  | Item Description 02               | UM | Classification | NS                                  |
|--|-------------|------------|----------------|-------------|--------------------------------------|-----------------------------------|----|----------------|-------------------------------------|
|    | 9181005-42  | 9181005-42 |                | Ice-O-Matic | OVERLOAD                             | FOR ICEU150                       | EA | PART           | <input type="checkbox"/>            |
|   | 9181005-43  | 9181005-43 |                | Ice-O-Matic | OVERLOAD                             | FOR ICE0500 REVISION 4-5          | EA | PART           | <input type="checkbox"/>            |
|   | 9181005-44  |            |                | Ice-O-Matic | OVERLOAD, COMPRESSOR                 | FOR ICE0406                       | EA | PART           | <input checked="" type="checkbox"/> |
|   | 9181005-45  | 9181005-45 |                | Ice-O-Matic | OVERLOAD, COMPRESSOR                 | FOR CIM0520 / ICE0530             | EA | PART           | <input type="checkbox"/>            |
|    | 9181005-48  |            |                | Ice-O-Matic | OVERLOAD                             | FOR CIM0526 / CNM0522A            | EA | PART           | <input checked="" type="checkbox"/> |
|    | 9181005-49  | 9181005-49 |                | Ice-O-Matic | OVERLOAD, COMPRESSOR                 | FOR CIM0320 / CIM0330 / CIM0430   | EA | PART           | <input type="checkbox"/>            |
|   | 9181005-50  |            |                | Ice-O-Matic | OVERLOAD                             | FOR CIM0326 / CIM0436             | EA | PART           | <input checked="" type="checkbox"/> |
|  | 9181009-01  | 9181009-01 |                | Ice-O-Matic | CAPACITOR RUN COPE [UNUSEABLE] (OBS) | SHOWS (1) IN STOCK.               | EA | PART           | <input type="checkbox"/>            |
|  | 9181009-08  | 9181009-08 |                | Ice-O-Matic | RUN CAPACITOR                        | FOR CIM0326 / CIM0436 / ICE0406   | EA | PART           | <input type="checkbox"/>            |
|  | 9181009-09  |            |                | Ice-O-Matic | RUN CAPACITOR, 50HZ ONLY             | FOR GEM0655 / MF10805 50HZ MODELS | EA | PART           | <input checked="" type="checkbox"/> |











Non-Stocked, Lead Time


Non-Stocked, Lead Time

Non-Stocked, Lead Time

Non-Stocked, Lead Time

| Picture   | Vendor Item | GIS Item   | Alternate Item | Vendor      | Item Description 01               | Item Description 02                               | UM | Classification | NS                       |
|---|-------------|------------|----------------|-------------|-----------------------------------|---|----|----------------|--------------------------|
|    | 9181009-11  | 9181009-11 |                | Ice-O-Matic | CAPACITOR RUN<br>COPE 014-0037-09 | FOR GEM0650/956<br>/ MFI0800/1256 /<br>ICE0500    | EA | PART           | <input type="checkbox"/> |
|    | 9181009-12  | 9181009-12 |                | Ice-O-Matic | CAPACITOR RUN<br>COPE 014-0037-11 | FOR CIM1446 /<br>ICE1406A4 /<br>ICE1506           | EA | PART           | <input type="checkbox"/> |
|    | 9181009-13  | 9181009-13 |                | Ice-O-Matic | CAPACITOR RUN<br>COPE 014-0037-18 | FOR ICE2106                                       | EA | PART           | <input type="checkbox"/> |
|    | 9181009-14  | 9181009-14 |                | Ice-O-Matic | CAPACITOR RUN<br>COPE (OBS)       | FOR C146. SHOWS<br>(8) IN STOCK.                  | EA | PART           | <input type="checkbox"/> |
|    | 9181009-16  | 9181009-16 |                | Ice-O-Matic | RUN CAPACITOR                     | FOR ICE0606 /<br>ICE0806                          | EA | PART           | <input type="checkbox"/> |
|    | 9181009-17  | 9181009-17 |                | Ice-O-Matic | RUN CAPACITOR                     | FOR GEM1306 /<br>MFI1506                          | EA | PART           | <input type="checkbox"/> |
|   | 9181009-19  | 9181009-19 |                | Ice-O-Matic | RUN CAPACITOR 25<br>MFD           | FOR CIM0636 /<br>GEM0956 /<br>MFI1256             | EA | PART           | <input type="checkbox"/> |
|  | 9181009-20  | 9181009-20 |                | Ice-O-Matic | CAPACITOR, RUN                    | FOR CIM1446W/<br>CIM2046 / ICE1806<br>/ ICE1506HT | EA | PART           | <input type="checkbox"/> |
|  | 9181009-21  | 9181009-21 |                | Ice-O-Matic | CAPACITOR (OBS)                   | FOR ICE2106.<br>SHOWS (10) IN<br>STOCK.           | EA | PART           | <input type="checkbox"/> |
|  | 9181009-25  | 9181009-25 |                | Ice-O-Matic | RUN CAPACITOR                     | FOR<br>CIM0320/0520/033<br>0/0430/0530            | EA | PART           | <input type="checkbox"/> |

| Picture   | Vendor Item | GIS Item   | Alternate Item | Vendor      | Item Description 01              | Item Description 02                       | UM | Classification | NS                       |
|---|-------------|------------|----------------|-------------|----------------------------------|---|----|----------------|--------------------------|
|    | 9181010-04  | 9181010-04 |                | Ice-O-Matic | RELAY POT COPE<br>040-0001-19    | FOR GEM1306 /<br>MFI1506                  | EA | PART           | <input type="checkbox"/> |
|    | 9181010-06  | 9181010-06 |                | Ice-O-Matic | RELAY POT TECU<br>(OBS)          | FOR C81 / C121.<br>SHOWS (2) IN<br>STOCK. | EA | PART           | <input type="checkbox"/> |
|    | 9181010-10  | 9181010-10 |                | Ice-O-Matic | RELAY POT COPE<br>0400001-21     | FOR<br>CIM1126/1446/204<br>6 /            | EA | PART           | <input type="checkbox"/> |
|    | 9181010-11  | 9181010-11 |                | Ice-O-Matic | RELAY POT COPE<br>040-0001-12    | FOR ICE2106                               | EA | PART           | <input type="checkbox"/> |
|    | 9181010-12  | 9181010-12 |                | Ice-O-Matic | START RELAY                      | FOR GEM0956 /<br>MFI1256 / ICE0806        | EA | PART           | <input type="checkbox"/> |
|    | 9181010-14  | 9181010-14 |                | Ice-O-Matic | POTENTIAL RELAY                  | FOR<br>CIM0520/0530 /<br>GEM0650 /        | EA | PART           | <input type="checkbox"/> |
|   | 9181010-15  | 9181010-15 |                | Ice-O-Matic | START RELAY (OBS)                | SHOWS (5) IN<br>STOCK.                    | EA | PART           | <input type="checkbox"/> |
|  | 9181010-16  | 9181010-16 |                | Ice-O-Matic | START RELAY, FOR<br>EC1406 (OBS) | SHOWS (5) IN<br>STOCK.                    | EA | PART           | <input type="checkbox"/> |
|  | 9181010-24  | 9181010-24 |                | Ice-O-Matic | START RELAY (OBS)                | SHOWS (4) IN<br>STOCK.                    | EA | PART           | <input type="checkbox"/> |
|  | 9181010-27  | 9181010-27 |                | Ice-O-Matic | START RELAY                      | FOR CIM0326 /<br>CIM0436 /<br>CIM0636     | EA | PART           | <input type="checkbox"/> |

| Picture  | Vendor Item | GIS Item   | Alternate Item | Vendor      | Item Description 01           | Item Description 02                      | UM | Classification | NS                                  |
|--|-------------|------------|----------------|-------------|-------------------------------|--|----|----------------|-------------------------------------|
|    | 9181010-28  | 9181010-28 |                | Ice-O-Matic | START RELAY, TECUMSEH         | FOR ICE0500 / ICE1506HT                  | EA | PART           | <input type="checkbox"/>            |
|    | 9181010-29  |            |                | Ice-O-Matic | RELAY POTENTIAL               | FOR ICE0406                              | EA | PART           | <input checked="" type="checkbox"/> |
|    | 9181010-33  | 9181010-33 |                | Ice-O-Matic | POTENTIAL RELAY               | FOR CIM0320/0330/0430/1126               | EA | PART           | <input type="checkbox"/>            |
|    | 9181010-37  |            |                | Ice-O-Matic | POTENTIAL RELAY               | FOR CIM0826A                             | EA | PART           | <input checked="" type="checkbox"/> |
|    | 9181038-91  | 9181038-91 |                | Ice-O-Matic | COMPRESSOR TECU AH188ET (OBS) | SHOWS (1) IN STOCK.                      | EA | Compressor     | <input type="checkbox"/>            |
|    | 9181061-60  | 9181061-60 |                | Ice-O-Matic | CAPACITOR ASSY START (OBS)    | FOR C20. SHOWS (1) ON A TRUCK.           | EA | PART           | <input type="checkbox"/>            |
|   | 9181062-11  | 9181062-11 |                | Ice-O-Matic | COMPRESSOR KIT (OBS)          | FOR CF450 / F-MF400. SHOWS (1) IN STOCK. | EA | Compressor     | <input type="checkbox"/>            |
|  | 9181064-01  | 9181064-01 |                | Ice-O-Matic | COMPRESSOR (OBS)              | FOR F250. SHOWS (1) IN STOCK.            | EA | Compressor     | <input type="checkbox"/>            |
|  | 9181067-91  | 9181067-91 |                | Ice-O-Matic | COMPRESSOR COPE (OBS)         | SHOWS (1) IN STOCK.                      | EA | Compressor     | <input type="checkbox"/>            |
|  | 9181074-01  | 9181074-01 |                | Ice-O-Matic | COMPRESSOR, FROM 4/91 (OBS)   | SHOWS (1) IN STOCK.                      | EA | Compressor     | <input type="checkbox"/>            |

Non-Stocked, Lead Time




Non-Stocked, Lead Time

| Picture  | Vendor Item | GIS Item   | Alternate Item | Vendor      | Item Description 01               | Item Description 02                   | UM | Classification | NS                                  |
|--|-------------|------------|----------------|-------------|-----------------------------------|---------------------------------------|----|----------------|-------------------------------------|
|    | 9181075-01  | 9181075-01 |                | Ice-O-Matic | COMPRESSOR (OBS)                  | FOR C136. SHOWS (2) IN STOCK.         | EA | Compressor     | <input type="checkbox"/>            |
|    | 9181095-11  | 9181095-11 |                | Ice-O-Matic | COMPRESSOR KIT, FOR EF450 (OBS)   | SHOWS (1) IN STOCK.                   | EA | Compressor     | <input type="checkbox"/>            |
|    | 9181113-11  | 9181113-11 |                | Ice-O-Matic | COMPRESSOR KIT, FOR ICEU200 (OBS) | SHOWS (2) IN STOCK.                   | EA | Compressor     | <input type="checkbox"/>            |
|    | 9181115-14  |            |                | Ice-O-Matic | COMPRESSOR KIT                    | FOR ICEU226A                          | EA | Compressor     | <input checked="" type="checkbox"/> |
|    | 9181121-11  | 9181121-11 |                | Ice-O-Matic | COMPRESSOR KIT                    | FOR ICEU300 / ICE0320/0520/0250/0400/ | EA | Compressor     | <input type="checkbox"/>            |
|    | 9181124-11  | 9181124-11 |                | Ice-O-Matic | COMPRESSOR KIT                    | FOR ICE0500                           | EA | Compressor     | <input type="checkbox"/>            |
|   | 9181125-11  | 9181125-11 | 1051189-01     | Ice-O-Matic | COMPRESSOR KIT (OBS)              | * REPLACED BY OEM # 1051189-01        | EA | Compressor     | <input type="checkbox"/>            |
|  | 9181126-11  |            |                | Ice-O-Matic | COMPRESSOR KIT                    | FOR ICE0406                           | EA | Compressor     | <input checked="" type="checkbox"/> |
|  | 9181131-11  | 9181131-11 |                | Ice-O-Matic | COMPRESSOR                        | FOR GEM0450 / MFI0500                 | EA | Compressor     | <input type="checkbox"/>            |
|  | 9181132-01  |            |                | Ice-O-Matic | COMPRESSOR CRANKCASE HEATER       | FOR GEM0956R / MFI1256R               | EA | PART           | <input checked="" type="checkbox"/> |

Non-Stocked, Lead Time

Non-Stocked, Lead Time

Non-Stocked, Lead Time

| Picture  | Vendor Item | GIS Item    | Alternate Item | Vendor      | Item Description 01                   | Item Description 02                         | UM | Classification | NS                                  |
|--|-------------|-------------|----------------|-------------|---------------------------------------|---|----|----------------|-------------------------------------|
|    | 9181132-02  |             |                | Ice-O-Matic | COMPRESSOR CRANKCASE HEATER           | FOR GEM0650R / MFI0800R                     | EA | PART           | <input checked="" type="checkbox"/> |
|    | 9181134-11  | 9181134-11  | 1051187-01     | Ice-O-Matic | COMPRESSOR, FOR GEM0956/MFI1256 (OBS) | * REPLACED BY OEM # 1051187-01              | EA | Compressor     | <input type="checkbox"/>            |
|    | 9181137-11B | 9181137-11B | 1051175-01     | Ice-O-Matic | COMPRESSOR KIT (OBS)                  | * REPLACED BY OEM # 1051175-01              | EA | Compressor     | <input type="checkbox"/>            |
|    | 9181137-11C | 9181137-11C |                | Ice-O-Matic | COMPRESSOR KIT, RST55C1E-CF           | FOR GEM650 / MFI0800                        | EA | Compressor     | <input type="checkbox"/>            |
|    | 9181139-11  | 9181139-11  |                | Ice-O-Matic | COMPRESSOR KIT                        | FOR CIM0826 / CIM0836A / FOR ICE0806, REV 1 | EA | Compressor     | <input type="checkbox"/>            |
|    | 9181140-11  | 9181140-11  |                | Ice-O-Matic | COMPRESSOR KIT, 230V/50-60HZ          | FOR ICE1006A / CIM0836GA                    | EA | Compressor     | <input type="checkbox"/>            |
|   | 9181140-13  |             |                | Ice-O-Matic | COMPRESSOR KIT, 3-PHASE               | FOR CIM1137A / ICE1007                      | EA | Compressor     | <input checked="" type="checkbox"/> |
|  | 9181142-11  | 9181142-11  |                | Ice-O-Matic | COMPRESSOR KIT                        | FOR CIM1446 / ICE1406 / ICE1506R            | EA | Compressor     | <input type="checkbox"/>            |
|  | 9181142-12  | 9181142-12  |                | Ice-O-Matic | COMPRESSOR KIT, 3-PHASE               | FOR CIM1447 / ICE1407                       | EA | Compressor     | <input type="checkbox"/>            |
|  | 9181143-11  | 9181143-11  |                | Ice-O-Matic | COMPRESSOR KIT, 230V/60HZ             | FOR CIM2046 / ICE1806 V3                    | EA | Compressor     | <input type="checkbox"/>            |

Non-Stocked,  
Lead Time


Non-Stocked,  
Lead Time

| Picture   | Vendor Item | GIS Item    | Alternate Item | Vendor      | Item Description 01                | Item Description 02               | UM | Classification | NS                                  |
|---|-------------|-------------|----------------|-------------|------------------------------------|-----------------------------------|----|----------------|-------------------------------------|
|    | 9181143-12  |             |                | Ice-O-Matic | COMPRESSOR, 3-PHASE                | FOR CIM1447                       | EA | Compressor     | <input checked="" type="checkbox"/> |
|    | 9181143-13  |             |                | Ice-O-Matic | COMPRESSOR KIT, 3-PHASE            | FOR CIM2047 / ICE1807 V3          | EA | Compressor     | <input checked="" type="checkbox"/> |
|    | 9181144-11  | 9181144-11  |                | Ice-O-Matic | COMPRESSOR KIT, 230V/60HZ          | FOR ICE2106 V3                    | EA | Compressor     | <input type="checkbox"/>            |
|    | 9181144-12  | 9181144-12  |                | Ice-O-Matic | COMPRESSOR KIT, 3-PHASE            | FOR ICE2107                       | EA | Compressor     | <input type="checkbox"/>            |
|    | 9181145-11A | 9181145-11A |                | Ice-O-Matic | COMPRESSOR KIT, 208-230V/60HZ      | FOR CIM0636 / ICE0606 / GEM0956 / | EA | Compressor     | <input type="checkbox"/>            |
|    | 9181148-11  | 9181148-11  |                | Ice-O-Matic | COMPRESSOR KIT                     | FOR ICEU150 / ICEU220             | EA | Compressor     | <input type="checkbox"/>            |
|   | 9181149-11  | 9181149-11  |                | Ice-O-Matic | COMPRESSOR KIT                     | FOR ICE1406A6 A7 / ICE1506HT      | EA | Compressor     | <input type="checkbox"/>            |
|  | 9181153-11  | 9181153-11  |                | Ice-O-Matic | COMPRESSOR KIT                     | FOR GEM1306 / MFI1506             | EA | Compressor     | <input type="checkbox"/>            |
|  | 9181159-11  | 9181159-11  |                | Ice-O-Matic | COMPRESSOR KIT, FOR CIU070FA (OBS) | SHOWS (1) IN STOCK.               | EA | Compressor     | <input type="checkbox"/>            |
|  | 9181163-101 | 9181163-101 |                | Ice-O-Matic | COMPRESSOR KIT, 115V/60HZ          | FOR CIM0320 / CIM0330 / CIM0430   | EA | Compressor     | <input type="checkbox"/>            |

Non-Stocked,  
Lead Time

Non-Stocked,  
Lead Time



| Picture  | Vendor Item | GIS Item   | Alternate Item | Vendor      | Item Description 01              | Item Description 02          | UM | Classification | NS                                  |
|--|-------------|------------|----------------|-------------|----------------------------------|------------------------------|----|----------------|-------------------------------------|
|    | 9181164-101 |            |                | Ice-O-Matic | COMPRESSOR KIT,<br>208-230V/60HZ | FOR CIM0326A /<br>CIM0436A-W | EA | Compressor     | <input checked="" type="checkbox"/> |
|    | 9181170-11  |            |                | Ice-O-Matic | COMPRESSOR KIT,<br>208-230V/60HZ | FOR CIM0526                  | EA | Compressor     | <input checked="" type="checkbox"/> |
|    | 9181171-11  | 9181171-11 |                | Ice-O-Matic | COMPRESSOR KIT,<br>TECUMSEH      | FOR ICEU150 /<br>ICEU220     | EA | Compressor     | <input type="checkbox"/>            |
|    | 9181173-01  | 9181173-01 |                | Ice-O-Matic | OVERLOAD                         | FOR ICEU150 /<br>ICEU220     | EA | PART           | <input type="checkbox"/>            |
|    | 9181174-01  | 9181174-01 |                | Ice-O-Matic | START RELAY,<br>COMPRESSOR       | FOR ICEU150 /<br>ICEU220     | EA | PART           | <input type="checkbox"/>            |
|    | 9181175-01  | 9181175-01 |                | Ice-O-Matic | START CAPACITOR                  | FOR ICEU150 /<br>ICEU220     | EA | PART           | <input type="checkbox"/>            |
|   | 9181195-01  | 9181195-01 |                | Ice-O-Matic | ADAPTER PIN TO QC                | FOR CIM0320                  | EA | PART           | <input type="checkbox"/>            |
|  | 9181197-11  | 9181197-11 |                | Ice-O-Matic | COMPRESSOR KIT                   | FOR CIM1446A<br>(AIR COOLED) | EA | Compressor     | <input type="checkbox"/>            |
|  | 9181199-11  |            |                | Ice-O-Matic | COMPRESSOR KIT                   | FOR GEM2006 /<br>MFI2306R    | EA | Compressor     | <input checked="" type="checkbox"/> |
|  | 9181240-11  | 9181240-11 |                | Ice-O-Matic | COMPRESSOR                       | FOR CIM1126 /<br>CIM1136     | EA | Compressor     | <input type="checkbox"/>            |

Non-Stocked,  
Lead Time

Non-Stocked,  
Lead Time

Non-Stocked,  
Lead Time

| Picture   | Vendor Item | GIS Item   | Alternate Item | Vendor      | Item Description 01                     | Item Description 02                 | UM | Classification          | NS                       |
|---|-------------|------------|----------------|-------------|---|-------------------------------------|----|-------------------------|--------------------------|
|    | 978746      | 1011122-86 |                | Ice-O-Matic | THERMOSTAT BIN (OBS)                    | SHOWS (3) IN STOCK.                 | EA | Bin Thermostat          | <input type="checkbox"/> |
|    | BPF-1       | BPF-1      |                | Ice-O-Matic | FILLER PANEL KIT W/ 30" CIM-ICE-GEM-MFI | SERIES ON A B110 BIN                | EA | Accessory (Ice Maker)   | <input type="checkbox"/> |
|    | GRILL10     | GRILL10    | 1051222-01     | Ice-O-Matic | GRILL10, GRILL GUARD KIT                | FOR RCA-1001/1061 / RGA0501/1061-HM | EA | Accessory (Ice Maker)   | <input type="checkbox"/> |
|    | GRILL20     | GRILL20    | 1051222-02     | Ice-O-Matic | GRILL20, GRILL GUARD KIT                | FOR RCA-2061 / RCA-3561             | EA | Accessory (Ice Maker)   | <input type="checkbox"/> |
|    | GRILL30     | GRILL30    | 1051222-03     | Ice-O-Matic | GRILL30, GRILL GUARD KIT                | FOR RCA-3061 / RCN-3061             | EA | Accessory (Ice Maker)   | <input type="checkbox"/> |
|    | IFI4C       | IFI4C      |                | Ice-O-Matic | SINGLE INLINE FILTER CARTRIDGE SYSTEM   | 1/4" COMPRESSION                    | EA | Water Filtration System | <input type="checkbox"/> |
|   | IFI8C       | IFI8C      |                | Ice-O-Matic | SINGLE INLINE FILTER CARTRIDGE SYSTEM   | 3/8" COMPRESSION                    | EA | Water Filtration System | <input type="checkbox"/> |
|  | IFQ1        | IFQ1       |                | Ice-O-Matic | SINGLE WATER FILTER SYSTEM              | FOR CIM0320/GEM0450 UP TO           | EA | Water Filtration System | <input type="checkbox"/> |
|  | IFQ1-S      | IFQ1-S     |                | Ice-O-Matic | SINGLE WATER FILTER SYSTEM              | FOR ALL ICEUXXX/UCGXXX AND MFI0500  | EA | Water Filtration System | <input type="checkbox"/> |
|  | IFQ1-XL     | IFQ1-XL    |                | Ice-O-Matic | SINGLE WATER FILTER SYSTEM              | FOR CIM0520 TO CIM0630 / GEM0956 /  | EA | Water Filtration System | <input type="checkbox"/> |

| Picture  | Vendor Item | GIS Item | Alternate Item | Vendor      | Item Description 01                     | Item Description 02                   | UM | Classification          | NS                       |
|--|-------------|----------|----------------|-------------|---|---------------------------------------|----|-------------------------|--------------------------|
|   | IFQ2        | IFQ2     |                | Ice-O-Matic | DUAL WATER FILTER SYSTEM                | FOR CIM0826 TO CIM1446 / GEM1306 /    | EA | Water Filtration System | <input type="checkbox"/> |
|   | IFQ2-XL     | IFQ2-XL  |                | Ice-O-Matic | DUAL WATER FILTER SYSTEM                | FOR CIM1845 TO CIM2046 / GEM2006 /    | EA | Water Filtration System | <input type="checkbox"/> |
|   | IOMQ        | IOMQ     |                | Ice-O-Matic | FILTER CARTRIDGE FOR IFQ1 OR IFQ2       |                                       | EA | Water Filter Cartridge  | <input type="checkbox"/> |
|   | IOMQ-S      | IOMQ-S   |                | Ice-O-Matic | FILTER CARTRIDGE FOR IFQ1-S             | USE W/ IFQ1-S FILTRATION SYSTEM       | EA | Water Filter Cartridge  | <input type="checkbox"/> |
|   | IOMQ-XL     | IOMQ-XL  |                | Ice-O-Matic | FILTER CARTRIDGE FOR IFQ1-XL OR IFQ2-XL | FOR USE W/ IFQ1-XL OR IFQ2-XL SYSTEMS | EA | Water Filter Cartridge  | <input type="checkbox"/> |
|    | IOMWFRC     | IOMWFRC  |                | Ice-O-Matic | SINGLE REPLACEMENT FILTER W/ MALE       | QUICK CONNECT FOR MANIFOLD SYSTEMS    | EA | Water Filter Cartridge  | <input type="checkbox"/> |
|   | KBT15022    | KBT15022 |                | Ice-O-Matic | ADAPTER AND BIN LEVEL KIT FOR 22"       | CUBER OR 21" NUGGET ON IOD150         | EA | Adapter Kit, Icemaker   | <input type="checkbox"/> |
|  | KBT19       | KBT19C   |                | Ice-O-Matic | BIN TOP FOR 21" GEM/MFI ON A 30" BIN    |                                       | EA | Adapter Kit, Icemaker   | <input type="checkbox"/> |
|  | KBT222      | KBT222   |                | Ice-O-Matic | BIN TOP FOR (2) 22" CIM OR (2) 21" MFI  | ON A B110 BIN                         | EA | Adapter Kit, Icemaker   | <input type="checkbox"/> |
|  | KBT23       | KBT23C   |                | Ice-O-Matic | BIN TOP FOR (1) 22" CIM, (1) 21" GEM OR | (1) 21" MFI ON A B110 BIN             | EA | Adapter Kit, Icemaker   | <input type="checkbox"/> |

| Picture  | Vendor Item | GIS Item  | Alternate Item | Vendor      | Item Description 01                      | Item Description 02               | UM | Classification        | NS                                  |
|--|-------------|-----------|----------------|-------------|--|-----------------------------------|----|-----------------------|-------------------------------------|
|    | KBT24       | KBT-24    |                | Ice-O-Matic | BIN TOP FOR (1) GEM/MFI ON A 22" BIN     |                                   | EA | Adapter Kit, Icemaker | <input type="checkbox"/>            |
|    | KBT25022    | KBT25022  |                | Ice-O-Matic | ADAPTER AND BIN LEVEL KIT FOR 22"        | CUBER OR 21" NUGGET ON IOD200/250 | EA | Adapter Kit, Icemaker | <input type="checkbox"/>            |
|    | KBT25030    | KBT25030  |                | Ice-O-Matic | ADAPTER AND BIN LEVEL KIT FOR 30"        | CUBER ON IOD200/250               | EA | Adapter Kit, Icemaker | <input type="checkbox"/>            |
|    | KBT5        | KBT-5     |                | Ice-O-Matic | BIN TOP FOR 30" CIM-ICE SERIES INCLUDING | ICE1506 ON A B100 BIN             | EA | Adapter Kit, Icemaker | <input type="checkbox"/>            |
|    | KBT5C       | KBT5C     |                | Ice-O-Matic | BIN ADAPTOR FOR 30" CIM-ICE-GEM-MFI      | SERIES ON B110 BIN                | EA | Adapter Kit, Icemaker | <input type="checkbox"/>            |
|    | KBTF230     |           |                | Ice-O-Matic | BIN KIT FOR (2) 30" GEM IM ON 60" BINS   |                                   | EA | Adapter Kit, Icemaker | <input checked="" type="checkbox"/> |
|   | KCFS71-30   | KCFS71-30 |                | Ice-O-Matic | MOUNTING KIT FOR CC FREESTYLE 7000/7100  | W/ 30" CIM SERIES ICE MAKER       | EA | Adapter Kit, Icemaker | <input type="checkbox"/>            |
|  | KCFS91-22   | KCFS91-22 |                | Ice-O-Matic | MOUNTING KIT FOR CC FREESTYLE 9100       | W/ 22" CIM SERIES ICE MAKER       | EA | Adapter Kit, Icemaker | <input type="checkbox"/>            |
|  | KCFS91-30   |           |                | Ice-O-Matic | MOUNTING KIT FOR CC FREESTYLE 9100       | W/ 30" CIM SERIES ICE MAKER       | EA | Adapter Kit, Icemaker | <input checked="" type="checkbox"/> |
|  | KCFS9-22    | KCFS9-22  |                | Ice-O-Matic | MOUNTING KIT FOR CC FREESTYLE 9000       | W/ 22" CIM SERIES ICE MAKER       | EA | Adapter Kit, Icemaker | <input type="checkbox"/>            |

Non-Stocked, Lead Time

Non-Stocked, Lead Time




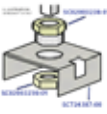
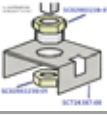





| Picture  | Vendor Item | GIS Item  | Alternate Item | Vendor      | Item Description 01                     | Item Description 02                  | UM | Classification        | NS                                  |
|--|-------------|-----------|----------------|-------------|---|--------------------------------------|----|-----------------------|-------------------------------------|
|    | KCFS9-30    | KCFS9-30  |                | Ice-O-Matic | MOUNTING KIT FOR CC FREESTYLE 9000      | W/ 30" CIM SERIES ICE MAKER          | EA | Adapter Kit, Icemaker | <input type="checkbox"/>            |
|    | KCSFS71-30  |           |                | Ice-O-Matic | MOUNTING KIT FOR FS7000 AND FS7100      | WITH 30" CIM SERIES CUBER            | EA | Adapter Kit, Icemaker | <input checked="" type="checkbox"/> |
|    | KCUBEDISP   | KCUBEDISP |                | Ice-O-Matic | BIN LEVEL KIT FOR 30" CIM ICEMAKER ON A | CORNELIUS-LANCER DISPENSER           | EA | Adapter Kit, Icemaker | <input type="checkbox"/>            |
|    | KCUBEDISPB  | KCUBEDISP |                | Ice-O-Matic | BIN LEVEL KIT FOR 30" CIM ICEMAKER ON A | CORNELIUS-LANCER DISPENSER           | EA | Adapter Kit, Icemaker | <input type="checkbox"/>            |
|    | KFS7-22     | KFS7-22   |                | Ice-O-Matic | MOUNTING KIT FOR CC FREESTYLE 7000/7100 | W/ 22" CIM SERIES ICE MAKER          | EA | Adapter Kit, Icemaker | <input type="checkbox"/>            |
|    | KFS7-30     | KFS7-30   |                | Ice-O-Matic | MOUNTING KIT FOR CC FREESTYLE 7000/7100 | W/ 30" CIM SERIES ICE MAKER          | EA | Adapter Kit, Icemaker | <input type="checkbox"/>            |
|   | KFS7-G      |           |                | Ice-O-Matic | ICE CONTROL KIT FOR 21" GEM ICE MAKER   | ON A CC FREESTYLE 7000/7100          | EA | Adapter Kit, Icemaker | <input checked="" type="checkbox"/> |
|  | KGEMDISP    | KGEMDISP  |                | Ice-O-Matic | MOUNTING KIT FOR GEM SERIES ICE MAKER   | ON A CORNELIUS-LANCER BEV. DISPENSER | EA | Adapter Kit, Icemaker | <input type="checkbox"/>            |
|  | KGEMFS      | KGEMFS    | KGEMFS-01      | Ice-O-Matic | MOUNTING AND BIN LEVEL CONTROL KIT      | FOR 21" GEM ON A CC FREESTYLE 9000   | EA | Adapter Kit, Icemaker | <input type="checkbox"/>            |
|  | KICEP       |           |                | Ice-O-Matic | PADDLE, PLASTIC                         |                                      | EA | Accessory (Ice Maker) | <input checked="" type="checkbox"/> |

Non-Stocked, Lead Time

Non-Stocked, Lead Time



Non-Stocked, Lead Time









| Picture   | Vendor Item | GIS Item   | Alternate Item | Vendor      | Item Description 01                            | Item Description 02                     | UM | Classification           | NS                                  |                           |
|---|-------------|------------|----------------|-------------|--|---|----|--------------------------|-------------------------------------|---------------------------|
|     | KLSCO       | KLSCO      |                | Ice-O-Matic | ICE SCOOP, 82 OZ,<br>FLAT BOTTOM               |   | EA | Accessory (Ice<br>Maker) | <input type="checkbox"/>            |                           |
|    | KPBRA       |            | PB502064       | Ice-O-Matic | BRACKET, FOR<br>KICEP PADDLE                   |   | EA | Accessory (Ice<br>Maker) | <input checked="" type="checkbox"/> | Non-Stocked,<br>Lead Time |
|     | KPU090      | KPU090     |                | Ice-O-Matic | SUMP PUMP KIT                                  | FOR GEMU090                             | EA | Accessory (Ice<br>Maker) | <input type="checkbox"/>            |                           |
|    | KSHOB       |            | PB502360       | Ice-O-Matic | BRACKET, FOR<br>KSHOV SHOVEL                   |   | EA | Accessory (Ice<br>Maker) | <input checked="" type="checkbox"/> | Non-Stocked,<br>Lead Time |
|     | KSHOV       |            |                | Ice-O-Matic | SHOVEL, PLASTIC                                |   | EA | Accessory (Ice<br>Maker) | <input checked="" type="checkbox"/> | Non-Stocked,<br>Lead Time |
|     | KSSCO       |            |                | Ice-O-Matic | ICE SCOOP, 16 OZ,<br>FLAT BOTTOM               |   | EA | Accessory (Ice<br>Maker) | <input checked="" type="checkbox"/> | Non-Stocked,<br>Lead Time |
|    | KWGFID      | SPTWD      |                | Ice-O-Matic | WATER GLASS<br>FILLER KIT (FIELD<br>INSTALLED) | FOR<br>IOD150/200/250 /<br>CD40022      | EA | Accessory (Ice<br>Maker) | <input type="checkbox"/>            |                           |
|  | RA0153-04   | RA0153-04  |                | Ice-O-Matic | O-RING, REMOTE<br>COUPLING, SMALL              |   | EA | O-Ring                   | <input type="checkbox"/>            |                           |
|  | RA0153-08   | RA0153-08  |                | Ice-O-Matic | O-RING, REMOTE<br>COUPLING, LARGE              |   | EA | O-Ring                   | <input type="checkbox"/>            |                           |
|  | RT325-404   | RT-325-404 |                | Ice-O-Matic | 25' PRECHARGED<br>TUBING KIT                   | FOR UNITS USING<br>R404A<br>REFRIGERANT | EA | Accessory (Ice<br>Maker) | <input type="checkbox"/>            |                           |











| Picture  | Vendor Item   | GIS Item   | Alternate Item | Vendor      | Item Description 01        | Item Description 02               | UM | Classification        | NS                                  |                        |
|--|---------------|------------|----------------|-------------|----------------------------|-----------------------------------|----|-----------------------|-------------------------------------|------------------------|
|    | RT340-404     | RT-340-404 |                | Ice-O-Matic | 40' PRECHARGED TUBING KIT  | FOR UNITS USING R404A REFRIGERANT | EA | Accessory (Ice Maker) | <input type="checkbox"/>            |                        |
|    | RT375-404     | RT-375-404 |                | Ice-O-Matic | 75' PRECHARGED TUBING KIT  | FOR UNITS USING R404A REFRIGERANT | EA | Accessory (Ice Maker) | <input type="checkbox"/>            |                        |
|    | SC001015-01   |            | F001015-01     | Ice-O-Matic | GEAR CASE KIT              | FOR GEMD270A2                     | EA | PART                  | <input checked="" type="checkbox"/> | Non-Stocked, Lead Time |
|    | SC02003238-01 |            |                | Ice-O-Matic | BUSHING                    | FOR GEMD270A2                     | EA | PART                  | <input checked="" type="checkbox"/> | Non-Stocked, Lead Time |
|    | SC02003239-01 |            |                | Ice-O-Matic | NUT                        | FOR GEMD270A2                     | EA | PART                  | <input checked="" type="checkbox"/> | Non-Stocked, Lead Time |
|    | SC060551-04   |            | F060551-04     | Ice-O-Matic | INSULATION KIT, FREEZER    | FOR GEMD270A2                     | EA | PART                  | <input checked="" type="checkbox"/> | Non-Stocked, Lead Time |
|   | SC060636-00   |            |                | Ice-O-Matic | PUSH BUTTON SWITCH KIT     | FOR GEMD270A2                     | EA | PART                  | <input checked="" type="checkbox"/> | Non-Stocked, Lead Time |
|  | SC060661-00   |            | F060661-00     | Ice-O-Matic | ICE BREAKER KIT            | FOR GEMD270A2                     | EA | PART                  | <input checked="" type="checkbox"/> | Non-Stocked, Lead Time |
|  | SC0A038272-01 |            |                | Ice-O-Matic | USE 781486-01              | FOR GEMD270A2                     | EA | PART                  | <input checked="" type="checkbox"/> | Non-Stocked, Lead Time |
|  | SC12001610-01 |            |                | Ice-O-Matic | MOTOR AND GEARS, 115V/60HZ | FOR GEMD270A2                     | EA | Motor                 | <input checked="" type="checkbox"/> | Non-Stocked, Lead Time |

| Picture   | Vendor Item | GIS Item | Alternate Item | Vendor      | Item Description 01          | Item Description 02                  | UM | Classification | NS                                  |                           |
|---|-------------|----------|----------------|-------------|------------------------------|--------------------------------------|----|----------------|-------------------------------------|---------------------------|
|    | SC281900-01 |          | F281900-01     | Ice-O-Matic | TUBE 16 X 10,<br>WATER INLET | FOR ALL UCG<br>MODELS /<br>GEMD270A2 | EA | PART           | <input checked="" type="checkbox"/> | Non-Stocked,<br>Lead Time |
|    | SC610148-10 |          | F610148-10     | Ice-O-Matic | TUBE                         | FOR ALL UCG<br>MODELS                | EA | PART           | <input checked="" type="checkbox"/> | Non-Stocked,<br>Lead Time |
|    | SC610194-01 |          | F610194-01     | Ice-O-Matic | PLASTIC TUBE<br>ASSEMBLY     | FOR GEMD270A2                        | EA | PART           | <input checked="" type="checkbox"/> | Non-Stocked,<br>Lead Time |
|    | SC610194-02 |          | F610194-02     | Ice-O-Matic | PLASTIC TUBE<br>ASSEMBLY     | FOR GEMD270A2                        | EA | PART           | <input checked="" type="checkbox"/> | Non-Stocked,<br>Lead Time |
|    | SC610194-04 |          | F610194-04     | Ice-O-Matic | DRAIN HOSE<br>ASSEMBLY       | FOR GEMD270A2                        | EA | PART           | <input checked="" type="checkbox"/> | Non-Stocked,<br>Lead Time |
|    | SC610204-00 |          |                | Ice-O-Matic | TUBE                         | FOR ALL UCG<br>MODELS                | EA | PART           | <input checked="" type="checkbox"/> | Non-Stocked,<br>Lead Time |
|   | SC610204-01 |          |                | Ice-O-Matic | WATER TUBE                   | FOR ALL UCG<br>MODELS                | EA | PART           | <input checked="" type="checkbox"/> | Non-Stocked,<br>Lead Time |
|  | SC620306-27 |          | F620306-27     | Ice-O-Matic | HOT GAS BODY                 | FOR ALL UCG<br>MODELS                | EA | Hot Gas Valve  | <input checked="" type="checkbox"/> | Non-Stocked,<br>Lead Time |
|  | SC620306-49 |          | F620306-49     | Ice-O-Matic | HOT GAS COIL                 | FOR ALL UCG<br>MODELS                | EA | Hot Gas Valve  | <input checked="" type="checkbox"/> | Non-Stocked,<br>Lead Time |
|  | SC620404-03 |          | F620404-03     | Ice-O-Matic | HALL SENSOR                  | FOR GEMD270A2                        | EA | PART           | <input checked="" type="checkbox"/> | Non-Stocked,<br>Lead Time |







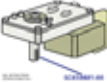

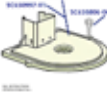







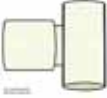





| Picture  | Vendor Item | GIS Item    | Alternate Item | Vendor      | Item Description 01                | Item Description 02               | UM | Classification | NS                                  |                        |
|--|-------------|-------------|----------------|-------------|------------------------------------|-----------------------------------|----|----------------|-------------------------------------|------------------------|
|    | SC620419-03 |             | F620419-03     | Ice-O-Matic | FAN MOTOR, ATEX                    | FOR UCG060A / UCG080A / GEMD270A2 | EA | Motor          | <input checked="" type="checkbox"/> | Non-Stocked, Lead Time |
|    | SC620419-32 |             | F620419-32     | Ice-O-Matic | FAN BLADE, 5-PETALS                | FOR UCG130A                       | EA | Fan Blade      | <input checked="" type="checkbox"/> | Non-Stocked, Lead Time |
|    | SC620419-33 |             | F620419-33     | Ice-O-Matic | FAN BLADE, 5-PETALS                | FOR GEMD270A2                     | EA | Fan Blade      | <input checked="" type="checkbox"/> | Non-Stocked, Lead Time |
|    | SC620419-39 |             |                | Ice-O-Matic | BLADE, FAN                         | FOR UCG060A / UCG080A / UCG100A   | EA | Fan Blade      | <input checked="" type="checkbox"/> | Non-Stocked, Lead Time |
|    | SC620419-62 |             | F620419-62     | Ice-O-Matic | BRACKET, MOTOR                     | FOR UCG130A                       | EA | PART           | <input checked="" type="checkbox"/> | Non-Stocked, Lead Time |
|    | SC620419-69 |             |                | Ice-O-Matic | BRACKET, MOTOR                     | FOR UCG060A / UCG080A / UCG100A   | EA | PART           | <input checked="" type="checkbox"/> | Non-Stocked, Lead Time |
|   | SC620433-12 | SC620433-12 |                | Ice-O-Matic | WATER PUMP, 115V                   | FOR ALL UCG MODELS                | EA | Water Pump     | <input type="checkbox"/>            |                        |
|  | SC620439-00 |             | F620439-00     | Ice-O-Matic | CONDENSER, AIR COOLED              | FOR GEMD270A2                     | EA | Condenser      | <input checked="" type="checkbox"/> | Non-Stocked, Lead Time |
|  | SC620448-02 |             | F620448-02     | Ice-O-Matic | OPTICAL CONTROL R, BLUE CONNECTOR  | FOR GEMD270A2                     | EA | PART           | <input checked="" type="checkbox"/> | Non-Stocked, Lead Time |
|  | SC620448-03 |             | F620448-03     | Ice-O-Matic | OPTICAL CONTROL T, BLACK CONNECTOR | FOR GEMD270A2                     | EA | PART           | <input checked="" type="checkbox"/> | Non-Stocked, Lead Time |











| Picture  | Vendor Item | GIS Item    | Alternate Item | Vendor      | Item Description 01            | Item Description 02 | UM | Classification | NS                                  |                        |
|--|-------------|-------------|----------------|-------------|--------------------------------|---------------------|----|----------------|-------------------------------------|------------------------|
|    | SC620448-04 |             | F620448-04     | Ice-O-Matic | CABLE FOR OPTICAL CONTROL TORR | FOR GEMD270A2       | EA | Wire Harness   | <input checked="" type="checkbox"/> | Non-Stocked, Lead Time |
|    | SC620448-09 |             | F620448-09     | Ice-O-Matic | PC BOARD, 115V/60HZ            | FOR GEMD270A2       | EA | Control Board  | <input checked="" type="checkbox"/> | Non-Stocked, Lead Time |
|    | SC620483-03 | SC620483-03 | F620483-03     | Ice-O-Matic | DISPLAY BOARD                  | FOR GEMD270A2       | EA | Control Board  | <input type="checkbox"/>            |                        |
|    | SC620483-04 |             |                | Ice-O-Matic | LED MONITORING PANEL           | FOR GEMD270A2       | EA | PART           | <input checked="" type="checkbox"/> | Non-Stocked, Lead Time |
|    | SC620486-00 |             |                | Ice-O-Matic | MICROSWITCH                    | FOR GEMD270A2       | EA | PART           | <input checked="" type="checkbox"/> | Non-Stocked, Lead Time |
|    | SC620519-01 |             | F620519-01     | Ice-O-Matic | EVAPORATOR SENSOR              | FOR ALL UCG MODELS  | EA | PART           | <input checked="" type="checkbox"/> | Non-Stocked, Lead Time |
|   | SC620519-02 |             | F620519-02     | Ice-O-Matic | WATER SENSOR HARNESS, NTC      | FOR GEMD270A2       | EA | Wire Harness   | <input checked="" type="checkbox"/> | Non-Stocked, Lead Time |
|  | SC620519-04 |             | F620519-04     | Ice-O-Matic | CONDENSER SENSOR               | FOR ALL UCG MODELS  | EA | PART           | <input checked="" type="checkbox"/> | Non-Stocked, Lead Time |
|  | SC620520-00 |             | F620520-00     | Ice-O-Matic | CAPACITOR 12,5 MFD, 115V/60HZ  | FOR GEMD270A2       | EA | PART           | <input checked="" type="checkbox"/> | Non-Stocked, Lead Time |
|  | SC620521-01 |             |                | Ice-O-Matic | STATOR, 115V                   | FOR GEMD270A2       | EA | PART           | <input checked="" type="checkbox"/> | Non-Stocked, Lead Time |











| Picture  | Vendor Item | GIS Item | Alternate Item | Vendor      | Item Description 01     | Item Description 02                   | UM | Classification | NS                                  |                           |
|--|-------------|----------|----------------|-------------|-------------------------|---------------------------------------|----|----------------|-------------------------------------|---------------------------|
|    | SC620544-00 |          |                | Ice-O-Matic | AIR CONDENSER           | FOR UCG060A                           | EA | Condenser      | <input checked="" type="checkbox"/> | Non-Stocked,<br>Lead Time |
|    | SC620545-00 |          |                | Ice-O-Matic | AIR CONDENSER           | FOR UCG080A /<br>UCG100A              | EA | Condenser      | <input checked="" type="checkbox"/> | Non-Stocked,<br>Lead Time |
|    | SC620565-01 |          |                | Ice-O-Matic | BIN LEVEL CONTROL       | FOR ALL UCG<br>MODELS                 | EA | PART           | <input checked="" type="checkbox"/> | Non-Stocked,<br>Lead Time |
|    | SC620595-00 |          |                | Ice-O-Matic | AIR CONDENSER           | FOR UCG130A                           | EA | Condenser      | <input checked="" type="checkbox"/> | Non-Stocked,<br>Lead Time |
|    | SC620620-02 |          |                | Ice-O-Matic | POWER PCB, ATEX         | FOR ALL UCG<br>MODELS                 | EA | Control Board  | <input checked="" type="checkbox"/> | Non-Stocked,<br>Lead Time |
|    | SC620642-00 |          |                | Ice-O-Matic | FAN MOTOR, ATEX         | FOR UCG100A /<br>UCG130A              | EA | Motor          | <input checked="" type="checkbox"/> | Non-Stocked,<br>Lead Time |
|    | SC630003-03 |          | F630003-03     | Ice-O-Matic | FILTER, DRIER           | FOR GEMD270A2                         | EA | PART           | <input checked="" type="checkbox"/> | Non-Stocked,<br>Lead Time |
|  | SC630003-11 |          |                | Ice-O-Matic | FILTER, DRIER           | FOR ALL UCG<br>MODELS                 | EA | PART           | <input checked="" type="checkbox"/> | Non-Stocked,<br>Lead Time |
|  | SC630119-04 |          | F630119-04     | Ice-O-Matic | CONTACTOR,<br>115V/60HZ | FOR GEMD270A2                         | EA | PART           | <input checked="" type="checkbox"/> | Non-Stocked,<br>Lead Time |
|  | SC630137-00 |          | F630137-00     | Ice-O-Matic | MECHANICAL<br>FILTER    | FOR UCG060A /<br>UCG080A /<br>UCG130A | EA | PART           | <input checked="" type="checkbox"/> | Non-Stocked,<br>Lead Time |

| Picture  | Vendor Item | GIS Item    | Alternate Item | Vendor      | Item Description 01             | Item Description 02            | UM | Classification   | NS                                  |                        |
|--|-------------|-------------|----------------|-------------|---------------------------------|--------------------------------|----|------------------|-------------------------------------|------------------------|
|    | SC630137-01 |             | F630137-01     | Ice-O-Matic | MECHANICAL FILTER               | FOR UCG100A                    | EA | PART             | <input checked="" type="checkbox"/> | Non-Stocked, Lead Time |
|    | SC640040-00 |             | F640040-00     | Ice-O-Matic | WATER SEAL                      | FOR GEMD270A2                  | EA | PART             | <input checked="" type="checkbox"/> | Non-Stocked, Lead Time |
|   | SC640041-31 |             | F640041-31     | Ice-O-Matic | O-RING OR 2031 (WRAS-FDA)       | FOR ALL UCG MODELS             | EA | O-Ring           | <input checked="" type="checkbox"/> | Non-Stocked, Lead Time |
|    | SC640100-00 |             | F640100-00     | Ice-O-Matic | O-RING (OR 2025) (WRAS-FDA)     | FOR GEMD270A2                  | EA | O-Ring           | <input checked="" type="checkbox"/> | Non-Stocked, Lead Time |
|   | SC640134-00 | SC640134-00 | F640134-00     | Ice-O-Matic | O-RING, DRAIN                   | FOR ALL UCG MODELS / GEMD270A2 | EA | O-Ring           | <input type="checkbox"/>            |                        |
|    | SC650105-52 |             | F650105-52     | Ice-O-Matic | WATER INLET VALVE, 230V/50-60HZ | FOR GEMD270A2                  | EA | PART             | <input checked="" type="checkbox"/> | Non-Stocked, Lead Time |
|   | SC650105-55 |             | F650105-55     | Ice-O-Matic | WATER INLET VALVE, 115V/60HZ    | FOR GEMD270A2                  | EA | PART             | <input checked="" type="checkbox"/> | Non-Stocked, Lead Time |
|  | SC650105-59 |             | F650105-59     | Ice-O-Matic | WATER INLET VALVE               | FOR ALL UCG MODELS             | EA | Water Valve      | <input checked="" type="checkbox"/> | Non-Stocked, Lead Time |
|  | SC650106-00 |             | F650106-00     | Ice-O-Matic | CAP                             | FOR ALL UCG MODELS / GEMD270A2 | EA | PART             | <input checked="" type="checkbox"/> | Non-Stocked, Lead Time |
|  | SC650109-00 |             |                | Ice-O-Matic | VALVE BODY                      | FOR ALL UCG MODELS / GEMD270A2 | EA | Fitting, General | <input checked="" type="checkbox"/> | Non-Stocked, Lead Time |

| Picture  | Vendor Item | GIS Item | Alternate Item | Vendor      | Item Description 01          | Item Description 02 | UM | Classification | NS                                  |                        |
|--|-------------|----------|----------------|-------------|------------------------------|---------------------|----|----------------|-------------------------------------|------------------------|
|   | SC650674-02 |          | F650674-02     | Ice-O-Matic | ICE LEVEL CONTROL - 3 MOTORS | FOR GEMD270A2       | EA | PART           | <input checked="" type="checkbox"/> | Non-Stocked, Lead Time |
|    | SC650723-01 |          | F650723-01     | Ice-O-Matic | INSULATION                   | FOR GEMD270A2       | EA | PART           | <input checked="" type="checkbox"/> | Non-Stocked, Lead Time |
|    | SC650725-00 |          |                | Ice-O-Matic | ICE SWEEP, HARD PLASTIC      | FOR GEMD270A2       | EA | PART           | <input checked="" type="checkbox"/> | Non-Stocked, Lead Time |
|   | SC650727-00 |          | F650727-00     | Ice-O-Matic | AUGER                        | FOR GEMD270A2       | EA | PART           | <input checked="" type="checkbox"/> | Non-Stocked, Lead Time |
|   | SC650806-06 |          |                | Ice-O-Matic | THUMB SCREW                  | FOR GEMD270A2       | EA | Hardware       | <input checked="" type="checkbox"/> | Non-Stocked, Lead Time |
|    | SC650827-00 |          | F650827-00     | Ice-O-Matic | INSULATION                   | FOR GEMD270A2       | EA | PART           | <input checked="" type="checkbox"/> | Non-Stocked, Lead Time |
|   | SC650881-00 |          |                | Ice-O-Matic | SHAFT                        | FOR GEMD270A2       | EA | PART           | <input checked="" type="checkbox"/> | Non-Stocked, Lead Time |
|  | SC650997-00 |          |                | Ice-O-Matic | INSULATION                   | FOR GEMD270A2       | EA | PART           | <input checked="" type="checkbox"/> | Non-Stocked, Lead Time |
|  | SC650997-01 |          |                | Ice-O-Matic | INSULATION                   | FOR GEMD270A2       | EA | PART           | <input checked="" type="checkbox"/> | Non-Stocked, Lead Time |
|  | SC651160-00 |          |                | Ice-O-Matic | GEAR, 1ST                    | FOR GEMD270A2       | EA | PART           | <input checked="" type="checkbox"/> | Non-Stocked, Lead Time |







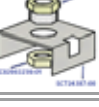



| Picture  | Vendor Item | GIS Item    | Alternate Item | Vendor      | Item Description 01         | Item Description 02 | UM | Classification | NS                                  |                        |
|--|-------------|-------------|----------------|-------------|-----------------------------|---------------------|----|----------------|-------------------------------------|------------------------|
|    | SC651161-00 |             |                | Ice-O-Matic | GEAR AND PINION             | FOR GEMD270A2       | EA | PART           | <input checked="" type="checkbox"/> | Non-Stocked, Lead Time |
|    | SC651162-01 |             |                | Ice-O-Matic | GEAR AND PINION, 3RD        | FOR GEMD270A2       | EA | PART           | <input checked="" type="checkbox"/> | Non-Stocked, Lead Time |
|    | SC651206-02 |             | F651206-02     | Ice-O-Matic | 1/4" OD NYLON TUBE          | FOR GEMD270A2       | EA | PART           | <input checked="" type="checkbox"/> | Non-Stocked, Lead Time |
|    | SC651224-01 |             |                | Ice-O-Matic | FITTING, WATER INLET        | FOR GEMD270A2       | EA | PART           | <input checked="" type="checkbox"/> | Non-Stocked, Lead Time |
|    | SC651224-02 |             |                | Ice-O-Matic | T FITTING                   | FOR GEMD270A2       | EA | PART           | <input checked="" type="checkbox"/> | Non-Stocked, Lead Time |
|    | SC651224-04 |             |                | Ice-O-Matic | CONNECTOR, 1/4" F X 5/16" F | FOR GEMD270A2       | EA | PART           | <input checked="" type="checkbox"/> | Non-Stocked, Lead Time |
|   | SC651469-02 |             |                | Ice-O-Matic | LEG, SINGLE                 | FOR ALL UCG MODELS  | EA | Leg Set        | <input checked="" type="checkbox"/> | Non-Stocked, Lead Time |
|  | SC660211-01 | SC660211-01 | F660211-01     | Ice-O-Matic | DRAIN FILTER                | FOR ALL UCG MODELS  | EA | PART           | <input type="checkbox"/>            |                        |
|  | SC660211-03 |             |                | Ice-O-Matic | DRAIN FILTER                | FOR GEMD270A2       | EA | PART           | <input checked="" type="checkbox"/> | Non-Stocked, Lead Time |
|  | SC660219-01 |             | F660219-01     | Ice-O-Matic | BIN DRAIN                   | FOR GEMD270A2       | EA | PART           | <input checked="" type="checkbox"/> | Non-Stocked, Lead Time |

| Picture   | Vendor Item  | GIS Item    | Alternate Item | Vendor      | Item Description 01         | Item Description 02            | UM | Classification | NS   |
|---|--------------|-------------|----------------|-------------|-----------------------------|--------------------------------|----|----------------|--|
|    | SC660219-02  | SC660219-02 | F660219-02     | Ice-O-Matic | DRAIN FITTING               | FOR ALL UCG MODELS             | EA | PART           | <input type="checkbox"/>                                   |
|     | SC660224-00  |             | F660224-00     | Ice-O-Matic | TEE TUBE, BLACK             | FOR GEMD270A2                  | EA | PART           | <input checked="" type="checkbox"/> Non-Stocked, Lead Time |
|     | SC660363-00  |             |                | Ice-O-Matic | COVER, WHITE                | FOR GEMD270A2                  | EA | PART           | <input checked="" type="checkbox"/> Non-Stocked, Lead Time |
|    | SC660386-00  |             |                | Ice-O-Matic | SPRING                      | FOR ALL UCG MODELS             | EA | PART           | <input checked="" type="checkbox"/> Non-Stocked, Lead Time |
|    | SC660388-00  |             | F660388-00     | Ice-O-Matic | CURTAIN BRACKET, RIGHT SIDE | FOR ALL UCG MODELS             | EA | PART           | <input checked="" type="checkbox"/> Non-Stocked, Lead Time |
|    | SC660388-01  |             | F660388-01     | Ice-O-Matic | CURTAIN BRACKET, LEFT SIDE  | FOR ALL UCG MODELS             | EA | PART           | <input checked="" type="checkbox"/> Non-Stocked, Lead Time |
|    | SC660459-00  |             | F660459-00     | Ice-O-Matic | WATER RESERVOIR             | FOR GEMD270A2                  | EA | PART           | <input checked="" type="checkbox"/> Non-Stocked, Lead Time |
|   | SC660535-00  |             | F660535-00     | Ice-O-Matic | PLASTIC NUT                 | FOR ALL UCG MODELS / GEMD270A2 | EA | PART           | <input checked="" type="checkbox"/> Non-Stocked, Lead Time |
|  | SC660557-00  |             |                | Ice-O-Matic | SPRAY CUP                   | FOR ALL UCG MODELS             | EA | PART           | <input checked="" type="checkbox"/> Non-Stocked, Lead Time |
|   | SC660558-00R |             |                | Ice-O-Matic | SPRAY NOZZLE (10-PACK)      | FOR ALL UCG MODELS             | EA | PART           | <input checked="" type="checkbox"/> Non-Stocked, Lead Time |











| Picture  | Vendor Item | GIS Item | Alternate Item | Vendor      | Item Description 01           | Item Description 02                    | UM | Classification | NS                                  |                           |
|--|-------------|----------|----------------|-------------|-------------------------------|--|----|----------------|-------------------------------------|---------------------------|
|    | SC660585-00 |          | F660585-00     | Ice-O-Matic | FLOAT VALVE                   | FOR GEMD270A2                          | EA | PART           | <input checked="" type="checkbox"/> | Non-Stocked,<br>Lead Time |
|    | SC660670-00 |          | F660670-00     | Ice-O-Matic | PLASTIC COVER                 | FOR GEMD270A2                          | EA | PART           | <input checked="" type="checkbox"/> | Non-Stocked,<br>Lead Time |
|    | SC660675-00 |          | F660675-00     | Ice-O-Matic | ICE CHUTE                     | FOR GEMD270A2                          | EA | PART           | <input checked="" type="checkbox"/> | Non-Stocked,<br>Lead Time |
|    | SC660694-00 |          | F660694-00     | Ice-O-Matic | ICE SPOUT COVER               | FOR GEMD270A2                          | EA | PART           | <input checked="" type="checkbox"/> | Non-Stocked,<br>Lead Time |
|    | SC660695-00 |          | F660695-00     | Ice-O-Matic | ICE SPOUT                     | FOR GEMD270A2                          | EA | PART           | <input checked="" type="checkbox"/> | Non-Stocked,<br>Lead Time |
|    | SC660756-00 |          |                | Ice-O-Matic | WATER DRIP TRAY               | FOR GEMD270A2                          | EA | Drip Tray      | <input checked="" type="checkbox"/> | Non-Stocked,<br>Lead Time |
|   | SC660804-03 |          |                | Ice-O-Matic | AIR FILTER SEAT               | FOR ALL UCG<br>MODELS                  | EA | PART           | <input checked="" type="checkbox"/> | Non-Stocked,<br>Lead Time |
|  | SC660805-03 |          |                | Ice-O-Matic | AIR FILTER                    | FOR UCG100A /<br>UCG130A /<br>UCG130GA | EA | Air Filter     | <input checked="" type="checkbox"/> | Non-Stocked,<br>Lead Time |
|  | SC660805-04 |          |                | Ice-O-Matic | AIR FILTER                    | FOR UCG060A /<br>UCG080A               | EA | Air Filter     | <input checked="" type="checkbox"/> | Non-Stocked,<br>Lead Time |
|  | SC660956-00 |          |                | Ice-O-Matic | FITTING, WATER IN,<br>PLASTIC | FOR GEMD270A2                          | EA | PART           | <input checked="" type="checkbox"/> | Non-Stocked,<br>Lead Time |



















| Picture   | Vendor Item | GIS Item  | Alternate Item | Vendor      | Item Description 01            | Item Description 02              | UM | Classification   | NS                                  |                        |
|---|-------------|-----------|----------------|-------------|--------------------------------|----------------------------------|----|------------------|-------------------------------------|------------------------|
|    | SC660957-00 |           |                | Ice-O-Matic | PLASTIC NOZZLE                 | FOR GEMD270A2                    | EA | PART             | <input checked="" type="checkbox"/> | Non-Stocked, Lead Time |
|    | SC660993-00 |           |                | Ice-O-Matic | FITTING                        | FOR ALL UCG MODELS               | EA | Fitting, General | <input checked="" type="checkbox"/> | Non-Stocked, Lead Time |
|    | SC661082-00 |           |                | Ice-O-Matic | SPRAY BAR AND CHUTE            | FOR ALL UCG MODELS               | EA | PART             | <input checked="" type="checkbox"/> | Non-Stocked, Lead Time |
|    | SC661220-02 | 661220-02 |                | Ice-O-Matic | BIN DOOR                       | FOR UCG060A                      | EA | PART             | <input type="checkbox"/>            |                        |
|    | SC661220-03 |           |                | Ice-O-Matic | BIN DOOR                       | FOR UCG100A / UCG130A / UCG130GA | EA | PART             | <input checked="" type="checkbox"/> | Non-Stocked, Lead Time |
|    | SC670011-01 |           | 02-0417-20     | Ice-O-Matic | BEARING                        | FOR GEMD270A2                    | EA | PART             | <input checked="" type="checkbox"/> | Non-Stocked, Lead Time |
|   | SC670012-00 |           |                | Ice-O-Matic | VALVE CORE                     | FOR ALL UCG MODELS / GEMD270A2   | EA | PART             | <input checked="" type="checkbox"/> | Non-Stocked, Lead Time |
|  | SC670100-24 |           | F670100-24     | Ice-O-Matic | COMPRESSOR, CUBIGEL, 115V/60HZ | FOR GEMD270A2                    | EA | Compressor       | <input checked="" type="checkbox"/> | Non-Stocked, Lead Time |
|  | SC670108-09 |           |                | Ice-O-Matic | COMPRESSOR                     | FOR UCG100A                      | EA | Compressor       | <input checked="" type="checkbox"/> | Non-Stocked, Lead Time |
|  | SC670109-04 |           |                | Ice-O-Matic | COMPRESSOR                     | FOR UCG060A                      | EA | Compressor       | <input checked="" type="checkbox"/> | Non-Stocked, Lead Time |











| Picture   | Vendor Item | GIS Item | Alternate Item | Vendor      | Item Description 01       | Item Description 02                    | UM | Classification | NS                                  |                           |
|---|-------------|----------|----------------|-------------|---------------------------|--|----|----------------|-------------------------------------|---------------------------|
|    | SC670109-06 |          |                | Ice-O-Matic | COMPRESSOR                | FOR UCG130A                            | EA | Compressor     | <input checked="" type="checkbox"/> | Non-Stocked,<br>Lead Time |
|    | SC670109-08 |          |                | Ice-O-Matic | COMPRESSOR                | FOR UCG080A                            | EA | Compressor     | <input checked="" type="checkbox"/> | Non-Stocked,<br>Lead Time |
|    | SC702666-00 |          |                | Ice-O-Matic | REAR PANEL                | FOR UCG080A                            | EA | PART           | <input checked="" type="checkbox"/> | Non-Stocked,<br>Lead Time |
|    | SC702674-00 |          |                | Ice-O-Matic | REAR PANEL                | FOR UCG100A /<br>UCG130A /<br>UCG130GA | EA | PART           | <input checked="" type="checkbox"/> | Non-Stocked,<br>Lead Time |
|    | SC723365-00 |          |                | Ice-O-Matic | GRID, CUP REST            | FOR GEMD270A2                          | EA | Cup Rest       | <input checked="" type="checkbox"/> | Non-Stocked,<br>Lead Time |
|    | SC724215-06 |          | F724215-06     | Ice-O-Matic | WATER LEVEL PIN,<br>METAL | FOR GEMD270A2                          | EA | PART           | <input checked="" type="checkbox"/> | Non-Stocked,<br>Lead Time |
|   | SC724387-00 |          |                | Ice-O-Matic | METAL PLATE               | FOR GEMD270A2                          | EA | PART           | <input checked="" type="checkbox"/> | Non-Stocked,<br>Lead Time |
|  | SC724404-00 |          |                | Ice-O-Matic | SAFETY SWITCH<br>PUSHER   | FOR GEMD270A2                          | EA | PART           | <input checked="" type="checkbox"/> | Non-Stocked,<br>Lead Time |
|  | SC724485-00 |          |                | Ice-O-Matic | METAL BRACKET             | FOR ALL UCG<br>MODELS                  | EA | PART           | <input checked="" type="checkbox"/> | Non-Stocked,<br>Lead Time |
|  | SC724508-00 |          |                | Ice-O-Matic | METAL COVER               | FOR GEMD270A2                          | EA | PART           | <input checked="" type="checkbox"/> | Non-Stocked,<br>Lead Time |

| Picture   | Vendor Item | GIS Item    | Alternate Item | Vendor      | Item Description 01 | Item Description 02                     | UM | Classification | NS                                  |                           |
|---|-------------|-------------|----------------|-------------|---------------------|---|----|----------------|-------------------------------------|---------------------------|
|    | SC726032-00 |             |                | Ice-O-Matic | FRONT PANEL         | FOR UCG060A                             | EA | PART           | <input checked="" type="checkbox"/> | Non-Stocked,<br>Lead Time |
|    | SC726033-00 |             |                | Ice-O-Matic | FRONT PANEL         | FOR UCG100A /<br>UCG130A /<br>UCG130GA  | EA | PART           | <input checked="" type="checkbox"/> | Non-Stocked,<br>Lead Time |
|    | SC726034-00 |             |                | Ice-O-Matic | SIDE PANEL, RIGHT   | FOR UCG060A                             | EA | PART           | <input checked="" type="checkbox"/> | Non-Stocked,<br>Lead Time |
|    | SC726035-00 |             |                | Ice-O-Matic | SIDE PANEL, LEFT    | FOR UCG060A                             | EA | PART           | <input checked="" type="checkbox"/> | Non-Stocked,<br>Lead Time |
|    | SC726036-00 |             |                | Ice-O-Matic | TOP PANEL           | FOR UCG060A                             | EA | PART           | <input checked="" type="checkbox"/> | Non-Stocked,<br>Lead Time |
|    | SC726039-00 | SC726039-00 |                | Ice-O-Matic | SIDE PANEL, RIGHT   | FOR UCG100A /<br>UCG130A /<br>UCG130GA  | EA | PART           | <input type="checkbox"/>            |                           |
|   | SC726040-00 |             |                | Ice-O-Matic | SIDE PANEL, LEFT    | FOR UCG100A /<br>UCG130A /<br>UCG130GA  | EA | PART           | <input checked="" type="checkbox"/> | Non-Stocked,<br>Lead Time |
|  | SC726041-00 |             |                | Ice-O-Matic | TOP PANEL           | FOR UCG080A /<br>UCG100A /<br>UCG130A / | EA | PART           | <input checked="" type="checkbox"/> | Non-Stocked,<br>Lead Time |
|  | SC726044-00 |             |                | Ice-O-Matic | SIDE PANEL, RIGHT   | FOR UCG080A                             | EA | PART           | <input checked="" type="checkbox"/> | Non-Stocked,<br>Lead Time |
|  | SC726045-00 |             |                | Ice-O-Matic | SIDE PANEL, LEFT    | FOR UCG080A                             | EA | PART           | <input checked="" type="checkbox"/> | Non-Stocked,<br>Lead Time |

| Picture   | Vendor Item  | GIS Item | Alternate Item | Vendor      | Item Description 01    | Item Description 02              | UM | Classification | NS                                  |                           |
|---|--------------|----------|----------------|-------------|------------------------|----------------------------------|----|----------------|-------------------------------------|---------------------------|
|    | SC726046-00  |          |                | Ice-O-Matic | FRONT PANEL            | FOR UCG080A                      | EA | PART           | <input checked="" type="checkbox"/> | Non-Stocked,<br>Lead Time |
|    | SC733223-00  |          |                | Ice-O-Matic | STUD                   | FOR GEMD270A2                    | EA | PART           | <input checked="" type="checkbox"/> | Non-Stocked,<br>Lead Time |
|    | SC742033-04  |          |                | Ice-O-Matic | EVAPORATOR COVER       | FOR ALL UCG MODELS               | EA | PART           | <input checked="" type="checkbox"/> | Non-Stocked,<br>Lead Time |
|    | SC781525-00R |          |                | Ice-O-Matic | DISPENSING VANE, SMALL | FOR GEMD270A2                    | EA | PART           | <input checked="" type="checkbox"/> | Non-Stocked,<br>Lead Time |
|    | SC781593-00  |          |                | Ice-O-Matic | DISPENSER FRAME        | FOR GEMD270A2                    | EA | PART           | <input checked="" type="checkbox"/> | Non-Stocked,<br>Lead Time |
|    | SC784444-34  |          |                | Ice-O-Matic | ACCUMULATOR ASSEMBLY   | FOR UCG060A                      | EA | PART           | <input checked="" type="checkbox"/> | Non-Stocked,<br>Lead Time |
|   | SC784444-51  |          |                | Ice-O-Matic | ACCUMULATOR ASSEMBLY   | FOR UCG100A                      | EA | PART           | <input checked="" type="checkbox"/> | Non-Stocked,<br>Lead Time |
|  | SC784444-52  |          |                | Ice-O-Matic | ACCUMULATOR ASSEMBLY   | FOR UCG130A                      | EA | PART           | <input checked="" type="checkbox"/> | Non-Stocked,<br>Lead Time |
|  | SC784444-55  |          |                | Ice-O-Matic | ACCUMULATOR ASSEMBLY   | FOR UCG080A                      | EA | PART           | <input checked="" type="checkbox"/> | Non-Stocked,<br>Lead Time |
|  | SC784457-02R |          |                | Ice-O-Matic | CURTAIN ASSEMBLY       | FOR UCG100A / UCG130A / UCG130GA | EA | PART           | <input checked="" type="checkbox"/> | Non-Stocked,<br>Lead Time |









| Picture  | Vendor Item   | GIS Item | Alternate Item | Vendor      | Item Description 01                 | Item Description 02             | UM | Classification | NS                                  |                        |
|--|---------------|----------|----------------|-------------|-------------------------------------|---------------------------------|----|----------------|-------------------------------------|------------------------|
|    | SC784457-20R  |          |                | Ice-O-Matic | CURTAIN ASSEMBLY                    | FOR UCG060A                     | EA | PART           | <input checked="" type="checkbox"/> | Non-Stocked, Lead Time |
|    | SC784477-11   |          |                | Ice-O-Matic | EVAPORATOR ASSEMBLY                 | FOR UCG080A / UCG100A / UCG130A | EA | Evaporator     | <input checked="" type="checkbox"/> | Non-Stocked, Lead Time |
|    | SC784615-01   |          |                | Ice-O-Matic | EVAPORATOR ASSEMBLY                 | FOR UCG060A                     | EA | Evaporator     | <input checked="" type="checkbox"/> | Non-Stocked, Lead Time |
|    | SC784840-03   |          |                | Ice-O-Matic | SUCTION LINE                        | FOR GEMD270A2                   | EA | PART           | <input checked="" type="checkbox"/> | Non-Stocked, Lead Time |
|    | SC792054-02R  |          |                | Ice-O-Matic | INSULATED STORAGE BIN               | FOR GEMD270A2                   | EA | PART           | <input checked="" type="checkbox"/> | Non-Stocked, Lead Time |
|    | SC793172-00R  |          |                | Ice-O-Matic | WATER INLET ASSEMBLY                | FOR ALL UCG MODELS              | EA | PART           | <input checked="" type="checkbox"/> | Non-Stocked, Lead Time |
|   | SC794123-03R  |          |                | Ice-O-Matic | ROTOR ASSEMBLY                      | FOR GEMD270A2                   | EA | PART           | <input checked="" type="checkbox"/> | Non-Stocked, Lead Time |
|  | SC794225-19R  |          |                | Ice-O-Matic | GEAR REDUCER ASSEMBLY, 230V/50-60HZ | FOR GEMD270A2                   | EA | Motor          | <input checked="" type="checkbox"/> | Non-Stocked, Lead Time |
|  | SC794225-21   |          |                | Ice-O-Matic | GEAR REDUCER ASSEMBLY, 155V/60HZ    | FOR GEMD270A2                   | EA | Motor          | <input checked="" type="checkbox"/> | Non-Stocked, Lead Time |
|  | SCCM193550-07 |          | FCM193550-07   | Ice-O-Matic | MAGNET                              | FOR GEMD270A2                   | EA | PART           | <input checked="" type="checkbox"/> | Non-Stocked, Lead Time |

| Picture  | Vendor Item   | GIS Item | Alternate Item | Vendor      | Item Description 01        | Item Description 02 | UM | Classification | NS                                  |                        |
|--|---------------|----------|----------------|-------------|----------------------------|---------------------|----|----------------|-------------------------------------|------------------------|
|    | SCCM332100-19 |          | FCM332100-19   | Ice-O-Matic | MAGNET SWITCH              | FOR GEMD270A2       | EA | PART           | <input checked="" type="checkbox"/> | Non-Stocked, Lead Time |
|    | SCCUB-102198  |          |                | Ice-O-Matic | PROTECTOR, 115V/60HZ       | FOR GEMD270A2       | EA | PART           | <input checked="" type="checkbox"/> | Non-Stocked, Lead Time |
|    | SCCUB-102654  |          |                | Ice-O-Matic | START CAPACITOR            | FOR UCG130A         | EA | PART           | <input checked="" type="checkbox"/> | Non-Stocked, Lead Time |
|    | SCCUB-102663  |          |                | Ice-O-Matic | START CAPACITOR, 115V/60HZ | FOR GEMD270A2       | EA | PART           | <input checked="" type="checkbox"/> | Non-Stocked, Lead Time |
|    | SCCUB-103133  |          |                | Ice-O-Matic | START CAPACITOR            | FOR UCG060A         | EA | PART           | <input checked="" type="checkbox"/> | Non-Stocked, Lead Time |
|    | SCCUB-103534  |          |                | Ice-O-Matic | START CAPACITOR            | FOR UCG080A         | EA | PART           | <input checked="" type="checkbox"/> | Non-Stocked, Lead Time |
|   | SCCUB-104103  |          |                | Ice-O-Matic | RELAY                      | FOR UCG130A         | EA | PART           | <input checked="" type="checkbox"/> | Non-Stocked, Lead Time |
|  | SCCUB-405179  |          |                | Ice-O-Matic | RELAY                      | FOR UCG060A         | EA | PART           | <input checked="" type="checkbox"/> | Non-Stocked, Lead Time |
|  | SCCUB-405182  |          |                | Ice-O-Matic | RELAY, 115V/60HZ           | FOR GEMD270A2       | EA | PART           | <input checked="" type="checkbox"/> | Non-Stocked, Lead Time |
|  | SCCUB-407615  |          |                | Ice-O-Matic | RELAY                      | FOR UCG080A         | EA | PART           | <input checked="" type="checkbox"/> | Non-Stocked, Lead Time |











| Picture  | Vendor Item   | GIS Item     | Alternate Item | Vendor      | Item Description 01               | Item Description 02 | UM | Classification   | NS                                  |
|--|---------------|--------------|----------------|-------------|-----------------------------------|---------------------|----|------------------|-------------------------------------|
|    | SCEMB-2252324 |              |                | Ice-O-Matic | START CAPACITOR                   | FOR UCG100A         | EA | PART             | <input checked="" type="checkbox"/> |
|    | SCEMB-2271156 |              |                | Ice-O-Matic | RELAY                             | FOR UCG100A         | EA | PART             | <input checked="" type="checkbox"/> |
|    | 3/8SCV        | CFI3816S-VAL |                | John Guest  | CHECK VALVE, 3/8" TUBE OD         |                     | EA | Fitting, General | <input type="checkbox"/>            |
|    | CCC-6         | PI-191200-S  | PI191200S      | John Guest  | 3/8" COLLET COVER                 |                     | EA | Fitting, General | <input type="checkbox"/>            |
|    | CCV-6         | PI-011222-S  | PI011222S      | John Guest  | 3/8" QD HOSE X 1/4" MPT CONNECTOR |                     | EA | Fitting, General | <input type="checkbox"/>            |
|    | CFFC-6-4      | PI-4512F4-S  | PI4512F4S      | John Guest  | 3/8" QD HOSE X 1/4" FEMALE FLARE  |                     | EA | Fitting, General | <input type="checkbox"/>            |
|   | CFFC-6-6      | PI-4512F6-S  | PI4512F6S      | John Guest  | 3/8" QD HOSE X 3/8" FEMALE FLARE  |                     | EA | Fitting, General | <input type="checkbox"/>            |
|  | CMC-6-6       | PI-011223-S  | PI011223S      | John Guest  | 3/8" QD HOSE X 3/8" MPT CONNECTOR |                     | EA | Fitting, General | <input type="checkbox"/>            |
|  | CMC-6-8       | PI-011224-S  | PI011224S      | John Guest  | 3/8" QD HOSE X 1/2" MPT CONNECTOR |                     | EA | Fitting, General | <input type="checkbox"/>            |
|  | CMFC-6-4      | PI-0112F4-S  | PI0112F4S      | John Guest  | 3/8" QD HOSE X 1/4" MFL CONNECTOR |                     | EA | Fitting, General | <input type="checkbox"/>            |




Non-Stocked,  
Lead Time











Non-Stocked,  
Lead Time










| Picture   | Vendor Item | GIS Item    | Alternate Item | Vendor     | Item Description 01                              | Item Description 02 | UM | Classification   | NS                       |
|---|-------------|-------------|----------------|------------|--|---------------------|----|------------------|--------------------------|
|     | CPL-6       | PI-081200-S | PI081200S      | John Guest | 3/8" PLUG  |                     | EA | Fitting, General | <input type="checkbox"/> |
|     | CPL-8       | PI-081600-S | PI081600S      | John Guest | 1/2" PLUG  |                     | EA | Fitting, General | <input type="checkbox"/> |
|     | CRU-6-4     | PI-201208-S | PI201208S      | John Guest | 3/8" QD HOSE X<br>1/4" QD HOSE<br>REDUCING UNION |                     | EA | Fitting, General | <input type="checkbox"/> |
|     | CRU-8-6     | PI-201612-S | PI201612S      | John Guest | 1/2" QD HOSE X<br>3/8" QD HOSE<br>REDUCING UNION |                     | EA | Fitting, General | <input type="checkbox"/> |
|     | CSSMFC-5-4  | SM0108F4S   |                | John Guest | 5/16" QD HOSE X<br>1/4" MFL<br>CONNECTOR         |                     | EA | Fitting, General | <input type="checkbox"/> |
|     | CTTH-4-4    | PI-250808-S | PI250808S      | John Guest | 1/4" TUBE X 1/4" ID<br>Bb, TUBE TO HOSE          |                     | EA | Fitting, General | <input type="checkbox"/> |
|   | CTTH-6-4    | PI-251208-S | PI251208S      | John Guest | 3/8" HOSE X 1/4"<br>ID Bb, TUBE TO<br>HOSE       |                     | EA | Fitting, General | <input type="checkbox"/> |
|  | CTTH-6-6    | PI-251212-S | PI251212S      | John Guest | 3/8" HOSE X 3/8"<br>ID Bb, TUBE TO<br>HOSE       |                     | EA | Fitting, General | <input type="checkbox"/> |
|   | CTWD-6-6-6  | PI-231200-S | PI231200S      | John Guest | 3/8" QD HOSE X<br>(3), 2-WAY DIVIDER             |                     | EA | Fitting, General | <input type="checkbox"/> |
|   | CUC-4       | PI-040800-S | PI040800S      | John Guest | 1/4" QD HOSE X<br>(2), UNION<br>CONNECTOR        |                     | EA | Fitting, General | <input type="checkbox"/> |



| Picture  | Vendor Item | GIS Item    | Alternate Item | Vendor     | Item Description 01                                | Item Description 02 | UM | Classification   | NS                       |
|--|-------------|-------------|----------------|------------|--|---------------------|----|------------------|--------------------------|
|    | CUC-6       | PI-041200-S | PI041200S      | John Guest | 3/8" QD HOSE X<br>(2), UNION<br>CONNECTOR          |                     | EA | Fitting, General | <input type="checkbox"/> |
|    | CUC-8       | PI-041600-S | PI041600S      | John Guest | 1/2" QD HOSE X<br>(2), UNION<br>CONNECTOR          |                     | EA | Fitting, General | <input type="checkbox"/> |
|    | CUE-6       | PI-031200-S | PI031200S      | John Guest | 3/8" QD HOSE X<br>(2), UNION ELBOW                 |                     | EA | Fitting, General | <input type="checkbox"/> |
|    | CUT-4       | PI-020800-S | PI0208S        | John Guest | 1/4" QD HOSE X<br>(3), UNION TEE<br>CONNECTOR      |                     | EA | Fitting, General | <input type="checkbox"/> |
|    | CUT-6       | PI-021200-S | PI021200S      | John Guest | 3/8" QD HOSE X<br>(3), UNION TEE<br>CONNECTOR      |                     | EA | Fitting, General | <input type="checkbox"/> |
|    | CUT-8       | PI-021600-S | PI0216S        | John Guest | 1/2" QD HOSE X<br>(3), UNION TEE<br>CONNECTOR      |                     | EA | Fitting, General | <input type="checkbox"/> |
|   | CX-6        | PI-471200-S | PI471200S      | John Guest | 3/8" QD HOSE X<br>(4), CROSS UNION<br>CONNECTOR    |                     | EA | Fitting, General | <input type="checkbox"/> |
|  | PI010822S   | PI-010822-S | PI010822S      | John Guest | 1/4" QD HOSE X<br>1/4" MPT, UNION<br>CONNECTOR     |                     | EA | Fitting, General | <input type="checkbox"/> |
|  | PI101223-S  | PI101223-S  | PI101223S      | John Guest | 3/8" QD HOSE X (2)<br>TO 3/8" MPT,<br>BRANCH TEE   | CONNECTOR           | EA | Fitting, General | <input type="checkbox"/> |
|  | PI211008S   | CRE-5-4     | PI211008S      | John Guest | 1/4" QD HOSE X<br>5/16" QD HOSE,<br>REDUCING ELBOW | CONNECTOR           | EA | Fitting, General | <input type="checkbox"/> |

| Picture   | Vendor Item     | GIS Item        | Alternate Item | Vendor     | Item Description 01                                | Item Description 02 | UM | Classification   | NS                       |
|---|-----------------|-----------------|----------------|------------|--|---------------------|----|------------------|--------------------------|
|    | PI211210S       | CRE-6-5         | PI211210S      | John Guest | 3/8" QD HOSE X<br>5/16" QD HOSE,<br>REDUCING ELBOW | CONNECTOR           | EA | Fitting, General | <input type="checkbox"/> |
|     | PI4608S         | CES-4           | PI4608S        | John Guest | 1/4" QD HOSE X<br>(1), LINE CAP                    |                     | EA | Fitting, General | <input type="checkbox"/> |
|     | PI4612S         | CES-6           | PI4612S        | John Guest | 3/8" QD HOSE, LINE<br>CAP                          |                     | EA | Fitting, General | <input type="checkbox"/> |
|     | PIC1812R        | PIC1812R        |                | John Guest | 3/8" TUBE OD<br>SUPER SPEEDFIT<br>LOCKING CLIP     |                     | EA | Fitting, General | <input type="checkbox"/> |
|    | PP011223W       | PP011223W       |                | John Guest | 3/8" QD HOSE X<br>3/8" MPT, UNION<br>CONNECTOR     |                     | EA | Fitting, General | <input type="checkbox"/> |
|     | PP0212W         | PP0212W         |                | John Guest | 3/8" QD HOSE X<br>(3), UNION TEE<br>CONNECTOR      |                     | EA | Fitting, General | <input type="checkbox"/> |
|    | PP0312W         | PP0312W         |                | John Guest | 3/8" QD HOSE X<br>(2), UNION ELBOW<br>CONNECTOR    |                     | EA | Fitting, General | <input type="checkbox"/> |
|   | PP0412W         | PP-0412W        | PP0412W        | John Guest | 3/8" QD HOSE X<br>(2), UNION<br>CONNECTOR          |                     | EA | Fitting, General | <input type="checkbox"/> |
|  | PP451222W       | PP451222W       |                | John Guest | 3/8" QD HOSE TO<br>1/4" FPT,<br>CONNECTOR          |                     | EA | Fitting, General | <input type="checkbox"/> |
|   | PPSV040808<br>W | PPSV040808<br>W |                | John Guest | 1/4" QD HOSE X<br>(2), INLINE SHUTOFF              |                     | EA | Fitting, General | <input type="checkbox"/> |







| Picture   | Vendor Item     | GIS Item   | Alternate Item | Vendor     | Item Description 01                   | Item Description 02                                | UM | Classification   | NS                       |
|---|-----------------|------------|----------------|------------|---------------------------------------|--|----|------------------|--------------------------|
|     | PPSV041212<br>W | CPPSV-6-6  |                | John Guest | 3/8" QD HOSE X<br>(2), INLINE SHUTOFF |  | EA | Fitting, General | <input type="checkbox"/> |
|    | PSEI6012U9      | PSEI6012U9 |                | John Guest | 3/8" QD HOSE X<br>9/16" -24 UNEF      |  | EA | Fitting, General | <input type="checkbox"/> |
|    | 2700021         | 2700021    |                | Kloppenber | LARGE POLY SNOOT                      | (36" DOOR<br>ADAPTOR)                              | EA | PART             | <input type="checkbox"/> |
|     | 2700023         | 2700023    | 2710023        | Kloppenber | B120 BIN DOOR                         |  | EA | PART             | <input type="checkbox"/> |
|    | 2700047         | 2700047    |                | Kloppenber | POLY BIN DOOR                         |  | EA | PART             | <input type="checkbox"/> |
|    | 2700051         | 2700051    |                | Kloppenber | BIN DRAIN<br>ASSEMBLY                 | FOR B-130  | EA | PART             | <input type="checkbox"/> |
|   | 01-1072-SP      | 01-1072    | 15093          | Lancer     | FITTING, L, PL, 1/4"<br>Bb, FOR GAS   |  | EA | Fitting, General | <input type="checkbox"/> |
|  | 02-0003/01      | 02-0003    |                | Lancer     | O-RING, LANCER<br>TOWER               | FOR LANCER<br>1523/2300 DI /<br>2400 FS / CCD8000  | EA | O-Ring           | <input type="checkbox"/> |
|  | 02-0126/01      | 02-0126    |                | Lancer     | O-RING, LEV<br>MOUNTING BLOCK         | FOR TD1700 / LEV<br>3.0/4.5 / SPARTAN<br>/ UNICORN | EA | O-Ring           | <input type="checkbox"/> |
|  | 02-0127         | 02-0127    |                | Lancer     | O-RING, NOZZLE,<br>LANCER (OBS)       | SHOWS (60) IN<br>STOCK.                            | EA | O-Ring           | <input type="checkbox"/> |

| Picture   | Vendor Item     | GIS Item        | Alternate Item | Vendor | Item Description 01           | Item Description 02                              | UM | Classification          | NS                                  |
|---|-----------------|-----------------|----------------|--------|-------------------------------|--|----|-------------------------|-------------------------------------|
|    | 02-0132/01      | 02-0132         |                | Lancer | O-RING, LANCER                | FOR ABS 1.0 / LEV<br>3.0/4.5 / TD1700            | EA | O-Ring                  | <input type="checkbox"/>            |
|    | 02-0231/01      | 02-0231/01      |                | Lancer | O-RING, NOZZLE                | FOR LANCER: FS-16<br>/ FS-30 / TD1700            | EA | O-Ring                  | <input type="checkbox"/>            |
|    | 03-0241         | 03-0241         |                | Lancer | SPRING, CHUTE<br>DOOR, LANCER | FOR 22-30" ACIB /<br>FS-16/30 / 4500<br>IBD22/30 | EA | PART                    | <input type="checkbox"/>            |
|    | 03-0368-SP      | 03-0368         |                | Lancer | PIN, AGITATOR                 | FOR ASSORTED<br>LANCER MODELS                    | EA | PART                    | <input type="checkbox"/>            |
|    | 04-0553-SP      | 04-0553         |                | Lancer | SCREW 10-24 X 1.75            | FOR ASSORTED<br>LANCER MODELS                    | EA | Hardware                | <input type="checkbox"/>            |
|    | 05-0081         |                 |                | Lancer | CUP, RATIO, OJ                |  | EA | Accessory<br>(Beverage) | <input checked="" type="checkbox"/> |
|    | 05-0081/05-0171 | 05-0081/05-0171 |                | Lancer | 2 PIECE COCA-COLA<br>BRIX     |  | EA | Accessory<br>(Beverage) | <input type="checkbox"/>            |
|  | 05-0262/04      | 05-0262         |                | Lancer | FLOW CONTROL<br>BONNETT LEV   | FOR LANCER:<br>TD1700 / LEV<br>3.0/4.5 VALVE     | EA | PART                    | <input type="checkbox"/>            |
|  | 05-0265/02-SP   | 05-0265/01      |                | Lancer | MOUNTING BLOCK                | FOR LANCER:<br>TD1700 / LEV<br>3.0/4.5 VALVE     | EA | PART                    | <input type="checkbox"/>            |
|  | 05-0546         | 05-0546         |                | Lancer | TRAP DOOR LEVER               | FOR ASSORTED<br>LANCER MODELS                    | EA | PART                    | <input type="checkbox"/>            |

Non-Stocked,  
Lead Time

| Picture   | Vendor Item       | GIS Item   | Alternate Item | Vendor | Item Description 01                   | Item Description 02                                 | UM | Classification | NS                                  |
|---|-------------------|------------|----------------|--------|---------------------------------------|---|----|----------------|-------------------------------------|
|    | 05-0776/02        | 05-0776/01 |                | Lancer | LEV SANITARY<br>PUSH LEVER            | FOR LANCER: LEV<br>3.0/4.5 VALVE                    | EA | PART           | <input type="checkbox"/>            |
|     | 05-0935/02        | 05-0935/02 |                | Lancer | PLUG, SWITCH, LEV                     | FOR LANCER: LEV<br>3.0/4.5 VALVE                    | EA | PART           | <input type="checkbox"/>            |
|    | 05-0999/01-<br>SP | 05-0999/01 |                | Lancer | ICE CHUTE LEVER,<br>IBD               |   | EA | PART           | <input type="checkbox"/>            |
|     | 05-1074/03-<br>SP | 05-1074/02 |                | Lancer | DRAIN TRAY,<br>CENTER DRAIN           | FOR LANCER: 2300<br>DROP-IN / 2400 FS               | EA | Drip Tray      | <input type="checkbox"/>            |
|     | 05-1310/02-<br>SP |            |                | Lancer | SHROUD,<br>DISPENSING<br>WHEEL, IBD30 | FOR 30" ACIB / FS-<br>16 / FS-30 / 4500<br>IBD22/30 | EA | PART           | <input checked="" type="checkbox"/> |
|     | 05-1392-SP        | 05-1392    |                | Lancer | LID                                   | FOR LANCER: 4500<br>IBD44                           | EA | Lid            | <input type="checkbox"/>            |
|    | 05-1463/03        | 05-1463    |                | Lancer | LEV NOZZLE WITH<br>O-RING             | FOR LANCER<br>TD1700 / LEV<br>3.0/4.5 VALVE         | EA | PART           | <input type="checkbox"/>            |
|   | 05-1593/04        | 05-1593    |                | Lancer | LEV DIFFUSER (NO<br>O-RING)           | FOR LANCER:<br>VERSA / ECO POUR<br>VALVE            | EA | PART           | <input type="checkbox"/>            |
|  | 05-1855/01        | 05-1855/01 |                | Lancer | OUTER NOZZLE                          | FOR LANCER: FS-16<br>/ FS-30 Flavor<br>Select       | EA | PART           | <input type="checkbox"/>            |
|  | 05-2771           | 05-2771    |                | Lancer | DRAIN ELBOW                           | FOR LANCER: 22-<br>30" ACIB / 4500<br>IBD22/30      | EA | PART           | <input type="checkbox"/>            |

Non-Stocked,  
Lead Time

| Picture  | Vendor Item | GIS Item   | Alternate Item | Vendor | Item Description 01                  | Item Description 02                     | UM | Classification        | NS                                  |
|--|-------------|------------|----------------|--------|--------------------------------------|---|----|-----------------------|-------------------------------------|
|    | 05-2955/01  |            |                | Lancer | MERCHANDISER, PELLET ICE             | FOR LANCER: SENSATION 30" - SERIES 4800 | EA | Merchandiser          | <input checked="" type="checkbox"/> |
|    | 10-0762-SP  | 10-0762    |                | Lancer | PIN, HEX, AGITATOR                   |   | EA | TOOL                  | <input type="checkbox"/>            |
|    | 12-0097     | 12-0097    |                | Lancer | SWITCH, KEYLOCK                      |   | EA | PART                  | <input type="checkbox"/>            |
|    | 12-0179     |            |                | Lancer | SWITCH, ICE BIN, IC                  |   | EA | PART                  | <input checked="" type="checkbox"/> |
|    | 12-0244     | 12-0244    | 26-0265/02     | Lancer | SWITCH, SNAP ACTION (OBS)            | * REPLACED BY OEM # 26-0265/02          | EA | PART                  | <input type="checkbox"/>            |
|    | 17-0611-01  | 17-0611-01 |                | Lancer | CHECK VALVE, VENTED                  |   | EA | PART                  | <input type="checkbox"/>            |
|   | 18-0198     | 18-0198    |                | Lancer | GAUGE GUARD FOR TAPRITE REGULATOR    |   | EA | Accessory (Regulator) | <input type="checkbox"/>            |
|  | 19-0077/03  | 19-0077    |                | Lancer | LANCER ELECTRIC VALVE (LEV)          |   | EA | Beverage Valve        | <input type="checkbox"/>            |
|  | 19-0099     | 19-0099    |                | Lancer | LANCER LEV VALVE W/ PORTION (OBS)    | SHOWS (2) IN STOCK.                     | EA | Beverage Valve        | <input type="checkbox"/>            |
|  | 19-0114/03  | 19-0114    |                | Lancer | LEV VALVE, PUSH BUTTON, 1.5-3 OZ/SEC | COMPLETE: WITH BLOCK AND COVER          | EA | Beverage Valve        | <input type="checkbox"/>            |

Non-Stocked, Lead Time

Non-Stocked, Lead Time

| Picture   | Vendor Item | GIS Item   | Alternate Item | Vendor | Item Description 01                     | Item Description 02            | UM | Classification | NS                                  |
|---|-------------|------------|----------------|--------|---|--------------------------------|----|----------------|-------------------------------------|
|    | 19-0115/03  | 19-0115/02 |                | Lancer | LEV PUSH-BUTTON VALVE W/ LEVER          |                                | EA | Beverage Valve | <input type="checkbox"/>            |
|    | 19-0120/03  | 19-0120    |                | Lancer | LEV VALVE, SANITARY LEVER, 1.5-3 OZ/SEC | COMPLETE: WITH BLOCK AND COVER | EA | Beverage Valve | <input type="checkbox"/>            |
|    | 19-0185/03  | 19-0185    |                | Lancer | VALVE, LEV, PUSH-BUTTON, 4.5 OZ         |                                | EA | Beverage Valve | <input type="checkbox"/>            |
|    | 19-0191/03  | 19-0191/01 |                | Lancer | VALVE, LEV, SANITARY LEVER, 4.5 OZ.     |                                | EA | Beverage Valve | <input type="checkbox"/>            |
|    | 19-0198/03  |            |                | Lancer | VALVE, LEV, PORTION CONTROL, 4.5 OZ     |                                | EA | Beverage Valve | <input checked="" type="checkbox"/> |
|    | 19-0213/03  | 19-0213/01 |                | Lancer | VALVE, LEV, PORTION CONTROL, 4.5 OZ     |                                | EA | Beverage Valve | <input type="checkbox"/>            |
|   | 19-0504     | 19-0504    |                | Lancer | VALVE, UFB-1, PUSH-BUTTON               |                                | EA | Beverage Valve | <input type="checkbox"/>            |
|  | 19-0513/04  | 19-0513/03 |                | Lancer | VALVE, LEV, SUREFILL LEVER              |                                | EA | Beverage Valve | <input type="checkbox"/>            |
|   | 19-1011-SP  |            |                | Lancer | VALVE ASSEMBLY, LFCV, 3.0 SODA, GRAY, S |                                | EA | PART           | <input checked="" type="checkbox"/> |
|  | 19-73311-L  | 19-73311-L |                | Lancer | VALVE, LPV 3.0, SERVICE                 |                                | EA | Beverage Valve | <input type="checkbox"/>            |

Non-Stocked,  
Lead Time

Non-Stocked,  
Lead Time

| Picture  | Vendor Item   | GIS Item         | Alternate Item | Vendor | Item Description 01                      | Item Description 02              | UM | Classification        | NS                                  |
|--|---------------|------------------|----------------|--------|--|----------------------------------|----|-----------------------|-------------------------------------|
|    | 22-0016/01    | 22-0016          |                | Lancer | CO2 WRENCH                               |                                  | EA | TOOL                  | <input type="checkbox"/>            |
|    | 22-0017       | 22-0017          |                | Lancer | BRUSH, CLEANING                          |                                  | EA | TOOL                  | <input type="checkbox"/>            |
|    | 23-0159-SP    | 23-0159          |                | Lancer | CUP REST                                 | FOR LANCER 1500                  | EA | Cup Rest              | <input type="checkbox"/>            |
|    | 23-0797/03    |                  |                | Lancer | CUP REST, WIDE SABRE TOWER               |                                  | EA | Cup Rest              | <input checked="" type="checkbox"/> |
|    | 23-1111-SP    | 23-1111          |                | Lancer | CUP REST                                 | FOR LANCER: 500 COUNTER ELECTRIC | EA | Cup Rest              | <input type="checkbox"/>            |
|    | 26-0265/02    | 26-0265          |                | Lancer | SWITCH, CHERRY, SNAP ACTION, DB1, LANCER | FOR LANCER: LEV 3.0/4.5 VALVE    | EA | PART                  | <input type="checkbox"/>            |
|   | 30-12240-SP   | 30-12240-SP      |                | Lancer | ICEMAKER KIT, SPACER                     | FOR LANCER: 30" ACIB (BEVARIETY) | EA | Adapter Kit, Icemaker | <input type="checkbox"/>            |
|  | 30-5310-SP    | 30-5310          |                | Lancer | DRIP TRAY BASE                           | FOR LANCER 1500                  | EA | PART                  | <input type="checkbox"/>            |
|  | 30-7108/02-SP | 30-7108-01/02SSP |                | Lancer | EXTENDED SPLASH PANEL                    | FOR LANCER: 4500 IBD22, IBD30    | EA | Splash Panel          | <input type="checkbox"/>            |
|  | 30-7140/01-SP |                  |                | Lancer | LID, SWITCH, UNIVERSAL 2323, IC          | FOR LANCER: 2300 DI / 2400 FS    | EA | Lid                   | <input checked="" type="checkbox"/> |

Non-Stocked,  
Lead Time

Non-Stocked,  
Lead Time



| Picture  | Vendor Item       | GIS Item          | Alternate Item    | Vendor | Item Description 01                          | Item Description 02                            | UM | Classification | NS                                  |
|--|-------------------|-------------------|-------------------|--------|--|--|----|----------------|-------------------------------------|
|    | 33085             | 33085             |                   | Lancer | GREEN ENCORE<br>SANITIZING<br>ADAPTER        | LIQUIBOX, PEPSI                                | EA | BIB Connector  | <input type="checkbox"/>            |
|    | 51-0744/01-<br>SP | 51-0744/01-<br>SP |                   | Lancer | CE WRAP ASSEMBLY                             | FOR LANCER: 1500<br>COUNTER ELECTRIC           | EA | PART           | <input type="checkbox"/>            |
|    | 52-0288/04-<br>SP | 52-0288           |                   | Lancer | COIL ASSEMBLY,<br>GMV/VERSA-POUR             | FOR LANCER: LEV<br>3.0/4.5 VALVE /<br>TD1700   | EA | PART           | <input type="checkbox"/>            |
|    | 52-0590/01-<br>SP | 52-0590/01        |                   | Lancer | PROBE ASSEMBLY,<br>TURBO                     | FOR LANCER<br>TURBO, HC<br>CARBONATOR          | EA | Probe          | <input type="checkbox"/>            |
|    | 52-1017/01        | 52-1017           | 52-1017-SP        | Lancer | LIQUID LEVEL<br>CONTROL                      | FOR LANCER<br>TURBO, HC<br>CARBONATOR          | EA | Control Board  | <input type="checkbox"/>            |
|    | 52-1436/05        | 52-1436/05        | 64-1436/07-<br>SP | Lancer | CONTROL BOARD<br>ASSY, ICE<br>DISPENSER, W/O | FOR LANCER: 22-<br>30" ACIB / 4500<br>IBD22/30 | EA | Control Board  | <input type="checkbox"/>            |
|   | 52-1882/01-<br>SP | 52-1882           |                   | Lancer | ELECTRONIC ICE<br>BANK CONTROL               | FOR LANCER 500 /<br>1500 / 2500 CE /<br>MMJ2-4 | EA | PART           | <input type="checkbox"/>            |
|  | 52-1897-SP        | 52-1897           |                   | Lancer | PROBE ASSEMBLY,<br>EIBC III W/SPRING         | FOR LANCER 500 /<br>1500 / 2500 CE /<br>MMJ2-4 | EA | Probe          | <input type="checkbox"/>            |
|  | 52-2751/02-<br>SP | 52-2751           |                   | Lancer | CARB TANK PROBE                              | FOR LANCER: FS-16<br>/ FS-30 Flavor<br>Select  | EA | Probe          | <input type="checkbox"/>            |
|  | 52-3433           |                   |                   | Lancer | HARNESS, VALVE,<br>25-PIN, FS/ADA            | FOR LANCER: FS-16<br>/ FS-30 Flavor<br>Select  | EA | Wire Harness   | <input checked="" type="checkbox"/> |

Non-Stocked,  
Lead Time

| Picture  | Vendor Item   | GIS Item      | Alternate Item  | Vendor | Item Description 01                     | Item Description 02                          | UM | Classification | NS                                  |
|--|---------------|---------------|-----------------|--------|---|--|----|----------------|-------------------------------------|
|    | 54-0017-SP    | 54-0017       |                 | Lancer | DRIP TRAY ASSEMBLY, GREY                | FOR LANCER 1500 COUNTER ELECTRIC             | EA | Drip Tray      | <input type="checkbox"/>            |
|    | 54-0029/02-SP | 54-0029/02-SP |                 | Lancer | LEV TOP COVER                           | FOR LANCER: LEV 3.0/4.5 VALVE                | EA | PART           | <input type="checkbox"/>            |
|    | 54-0031/04-SP | 54-0031       |                 | Lancer | CRICKET VALVE, SYRUP SEPARATOR          | FOR LANCER: LEV 3.0/4.5 VALVE                | EA | PART           | <input type="checkbox"/>            |
|    | 54-0189/01-SP | 54-0189       | 54-0189/01-SP32 | Lancer | UPPER BODY ASSEMBLY, UNIVERSAL 3.0      | FOR LANCER: LEV 3.0/4.5 / TD1700 / DELTA 600 | EA | PART           | <input type="checkbox"/>            |
|    | 54-0289/02-SP | 54-0289/02-SP |                 | Lancer | INNER NOZZLE ASSEMBLY, MULTIFLAVOR,     | FOR LANCER: FS-16 / FS-30 Flavor Select      | EA | PART           | <input type="checkbox"/>            |
|    | 54-0519-SP    | 54-0519-SP    |                 | Lancer | CHUTE, LOWER CLEAR                      | FOR LANCER 22-30" ACIB / 4500 22-25-30-44    | EA | PART           | <input type="checkbox"/>            |
|   | 64-1436/07-SP | 52-1436/05    |                 | Lancer | CONTROL BOARD ASSEMBLY W/O LIGHT        | FOR LANCER: 22-30" ACIB / 4500 IBD22-30-44   | EA | Control Board  | <input type="checkbox"/>            |
|  | 64-5030       |               |                 | Lancer | PCB ASSEMBLY, MERC LED, P/S             | FOR LANCER: SENSATION 30" Series 4800        | EA | Control Board  | <input checked="" type="checkbox"/> |
|  | 64-5031-01/02 |               |                 | Lancer | PCB ASSEMBLY, BACKLIGHT                 | FOR LANCER: SENSATION 30" Series 4800        | EA | PART           | <input checked="" type="checkbox"/> |
|  | 64-5081-SP    |               |                 | Lancer | BOARD, PC, ASSY, LLC, TRIAC DR SMT 115V | FOR LANCER: CARBONATOR (TURBO, HC)           | EA | Control Board  | <input checked="" type="checkbox"/> |

Non-Stocked, Lead Time

Non-Stocked, Lead Time

Non-Stocked, Lead Time

| Picture  | Vendor Item | GIS Item   | Alternate Item | Vendor | Item Description 01             | Item Description 02                    | UM | Classification | NS                       |
|--|-------------|------------|----------------|--------|---------------------------------|--|----|----------------|--------------------------|
|    | 81-0029     | 81-0029    |                | Lancer | LANCER FIGAL ADAPTER KIT        | KIT, ADAPTER, 5 GAL X BIB, PHS III     | EA | BIB Connector  | <input type="checkbox"/> |
|    | 82-0025-SP  | 82-0025-SP |                | Lancer | CED500, LEG SET WITH HARDWARE   | FOR LANCER CED500                      | EA | Leg Set        | <input type="checkbox"/> |
|    | 82-0274-SP  | 82-0274    |                | Lancer | LEV MOUNTING BLOCK              | FOR LANCER: LEV 3.0/4.5 VALVE          | EA | PART           | <input type="checkbox"/> |
|    | 82-0291/02  | 82-0291    |                | Lancer | LANCER BIB HOSE CONNECTOR       | BIB HOSE RED, SHANK 3/8"               | EA | BIB Connector  | <input type="checkbox"/> |
|    | 82-0344     | 82-0344    |                | Lancer | CED2500, LEG SET WITH HARDWARE  | FOR LANCER CED2500                     | EA | Leg Set        | <input type="checkbox"/> |
|    | 82-0569-SP  | 82-0962    |                | Lancer | DELTA LEG KIT                   | FOR LANCER: DELTA 600 COUNTER ELECTRIC | EA | Leg Set        | <input type="checkbox"/> |
|   | 82-1026     | 82-1026    |                | Lancer | SODA SPOOL/SLEEVE, LEV          | FOR LANCER: LEV 3.0/4.5 VALVE          | EA | PART           | <input type="checkbox"/> |
|  | 82-1027     | 82-1027    |                | Lancer | SYRUP SPOOL/SLEEVE              | FOR LANCER: LEV 3.0/4.5 VALVE          | EA | PART           | <input type="checkbox"/> |
|  | 82-1049     | 82-1049    |                | Lancer | CED1500, LEG SET WITH HARDWARE  | FOR LANCER: CED1500                    | EA | Leg Set        | <input type="checkbox"/> |
|  | 82-1103     | 82-1103    |                | Lancer | LANCER TOWER POWER SUPPLY (OBS) | SHOWS (1) IN STOCK.                    | EA | PART           | <input type="checkbox"/> |

| Picture  | Vendor Item   | GIS Item   | Alternate Item | Vendor | Item Description 01                          | Item Description 02                         | UM | Classification        | NS                                  |
|--|---------------|------------|----------------|--------|--|---|----|-----------------------|-------------------------------------|
|    | 82-1458/01-SP | 82-1458    | 82-5172        | Lancer | FRONT LEVER KIT, LEV WATER                   | * REPLACED BY OEM # 82-5172                 | EA | PART                  | <input type="checkbox"/>            |
|    | 82-1556/01-SP |            |                | Lancer | DRIVE ASSEMBLY, MOTOR, 115V, 1/7HP, IBD      |   | EA | Motor                 | <input checked="" type="checkbox"/> |
|    | 82-1580-SP    | 82-1580    |                | Lancer | AMBIENT WATER KIT: P-B, SPOUT, SOLENOID      | KIT WATER SPIGOT PLUG IN TOWER              | EA | PART                  | <input type="checkbox"/>            |
|    | 82-1704-SP    | 82-1704-SP |                | Lancer | CED600-800, LEG SET, LANCER, R290, DELTA CED |   | EA | Leg Set               | <input type="checkbox"/>            |
|    | 82-2014/03-SP | 82-2014    |                | Lancer | NOZZLE/DIFFUSER ASSEMBLY, 4.5 OZ.            | FOR LANCER: LEV 3.0/4.5 VALVE               | EA | PART                  | <input type="checkbox"/>            |
|    | 82-2199       | 82-2199    |                | Lancer | ICEMAKER ADAPTER KIT (OBS)                   | SHOWS (1) IN STOCK.                         | EA | Adapter Kit, Icemaker | <input type="checkbox"/>            |
|   | 82-2317/01-SP | 82-2317/01 |                | Lancer | MOUNTING BLOCK SGL                           | FOR VARIOUS LANCER MODELS                   | EA | PART                  | <input type="checkbox"/>            |
|  | 82-2662/01-SP | 82-2662-SP |                | Lancer | REFRIGERATION DECK ASSY, 1/4, 115/60, EIBC   | FOR LANCER: 500 COUNTER ELECTRIC            | EA | Compressor            | <input type="checkbox"/>            |
|  | 82-2667/01-SP | 82-2667    |                | Lancer | REFRIGERATION DECK                           | FOR LANCER: 1500 COUNTER ELECTRIC           | EA | Compressor            | <input type="checkbox"/>            |
|  | 82-2929       | 82-2929    | 82-3869/01-SP  | Lancer | PADDLE ARM ASSEMBLY, LANCER (OBS)            | * REPLACED BY GIS # 82-0190 / 82-3869/01-SP | EA | PART                  | <input type="checkbox"/>            |

Non-Stocked,  
Lead Time

| Picture   | Vendor Item   | GIS Item      | Alternate Item | Vendor | Item Description 01                        | Item Description 02                     | UM | Classification | NS                                  |
|---|---------------|---------------|----------------|--------|--|---|----|----------------|-------------------------------------|
|    | 82-3196       |               |                | Lancer | MOTOR ASSEMBLY, CARB, 1/4 HP               | FOR LANCER: FS-16 / FS-30 Flavor Select | EA | Motor          | <input checked="" type="checkbox"/> |
|    | 82-3224-SP    | 82-3224       |                | Lancer | CHUTE ASSEMBLY, PRINTED, SMALL DISPENSER   | FOR LANCER: 4500 IBD22-25-30-44         | EA | PART           | <input type="checkbox"/>            |
|    | 82-3286/08    | 82-3286/08    |                | Lancer | FS-30 TOUCHPAD, SWITCH ASSEMBLY            | FOR LANCER: FS-16 / FS-30 Flavor Select | EA | PART           | <input type="checkbox"/>            |
|    | 82-3457       | 82-3457       | 2517730        | Lancer | SEPARATOR KIT, FS NOZZLE, LANCER           |   | EA | PART           | <input type="checkbox"/>            |
|     | 82-3633/02    |               |                | Lancer | KIT, CONVERSION, NUGGET ICE, HEX           | FOR LANCER: 4500 IBD22, IBD30           | EA | PART           | <input checked="" type="checkbox"/> |
|    | 82-3688/02-SP | 82-3688/02-SP |                | Lancer | DRIVE MOTOR ASSEMBLY, HEX, 115V, 4RPM      | FOR VARIOUS LANCER MODELS               | EA | Motor          | <input type="checkbox"/>            |
|   | 82-3820       | 82-3820       |                | Lancer | LFCV VALVE, IFCV, SEALED, 0.2 INJ, W/ADPTR | FOR LANCER: FS-16/30 FS / TOUCHPOINT    | EA | PART           | <input type="checkbox"/>            |
|  | 82-3821       |               |                | Lancer | LFCV, SEALED, 2.0 SYRUP, W/ ADAPTER        | FOR LANCER: UNICORN TOWER               | EA | PART           | <input checked="" type="checkbox"/> |
|  | 82-3823       | 82-3823       |                | Lancer | FS-30 SYRUP SOLENOID VALVE                 | VALVE, LFCV, SEALED, 3 4.5 SYRUP, W/ADP | EA | PART           | <input type="checkbox"/>            |
|  | 82-3824       | 82-3824       |                | Lancer | FS-30 SODA / WATER SOLENOID                | IFCV, SEALED 3 4.5 SODA, W/ ADAPTER     | EA | PART           | <input type="checkbox"/>            |









Non-Stocked, Lead Time

Non-Stocked, Lead Time

Non-Stocked, Lead Time

| Picture | Vendor Item   | GIS Item   | Alternate Item | Vendor | Item Description 01                   | Item Description 02                               | UM | Classification        | NS                                  |
|---------|---------------|------------|----------------|--------|---------------------------------------|---|----|-----------------------|-------------------------------------|
|         | 82-3843       | 82-3843    |                | Lancer | ICEMAKER ADAPTOR KIT, FOR 30" IOM     | UNIVERSAL   | EA | Adapter Kit, Icemaker | <input type="checkbox"/>            |
|         | 82-3845       | 82-3845    |                | Lancer | ICEMAKER ADAPTOR KIT, 22", ACI B 4500 | UNIVERSAL   | EA | Adapter Kit, Icemaker | <input type="checkbox"/>            |
|         | 82-3869/01-SP | 82-2929    |                | Lancer | PADDLE ARM ASSEMBLY, LANCER           | FOR LANCER: LEV 3.0/4.5 VALVE                     | EA | PART                  | <input type="checkbox"/>            |
|         | 82-3875-SP    |            |                | Lancer | 7-11 METAL MERCHANDISER UPGRADE KIT   |   | EA | Merchandiser          | <input checked="" type="checkbox"/> |
|         | 82-3987-SP    | 82-3987-SP |                | Lancer | ICE CHUTE ASSEMBLY                    | FOR LANCER 22-30" ACIB /FS16-30 /4500 22-25-30-44 | EA | PART                  | <input type="checkbox"/>            |
|         | 82-4059/01    | 82-4059    |                | Lancer | ICEMAKER KIT, FOR LANCER 4500-30      | W/ A 30" IOM OR 30" MANITOWOC IM                  | EA | Adapter Kit, Icemaker | <input type="checkbox"/>            |
|         | 82-4060       | 82-4060    |                | Lancer | ICEMAKER KIT, FOR LANCER 4500         | IBD W/ 22" ICEMAKER                               | EA | Adapter Kit, Icemaker | <input type="checkbox"/>            |
|         | 82-4062       | 82-4062    |                | Lancer | ICEMAKER KIT, FOR 22" LANCER 4500 W/  | 22" IOM, UNIVERSAL                                | EA | Adapter Kit, Icemaker | <input type="checkbox"/>            |
|         | 82-4117       | 82-4117    |                | Lancer | ICEMAKER KIT, FOR LANCER SENSATION    | IBD (JACKS) W/ 22" ICEMAKER                       | EA | Adapter Kit, Icemaker | <input type="checkbox"/>            |
|         | 82-4183/01    | 82-4183    |                | Lancer | DRIP TRAY ASSEMBLY, 30"               | FOR LANCER: 30" ACIB / FS-30 / 4500 IBD30         | EA | Drip Tray             | <input type="checkbox"/>            |

Non-Stocked,  
Lead Time

| Picture   | Vendor Item | GIS Item   | Alternate Item | Vendor | Item Description 01                       | Item Description 02                         | UM | Classification        | NS                                  |
|---|-------------|------------|----------------|--------|---|---|----|-----------------------|-------------------------------------|
|    | 82-4226-SP  |            |                | Lancer | SOLENOID ASSEMBLY, IBD, SHORT LINK        | FOR LANCER: 4500 IBD22-25-30-44 / ACIB / FS | EA | PART                  | <input checked="" type="checkbox"/> |
|    | 82-4450-SP  | 82-4450-SP |                | Lancer | ICE CHUTE ASSEMBLY                        | FOR LANCER: SENSATION 4800 / 44 / 4800T     | EA | PART                  | <input type="checkbox"/>            |
|     | 82-4931     | 82-4931    |                | Lancer | ICEMAKER KIT, FOR 22" LANCER ACIB W/      | 22" ICEMAKER                                | EA | Adapter Kit, Icemaker | <input type="checkbox"/>            |
|     | 82-4932     | 82-4932    |                | Lancer | ICEMAKER ADAPTER KIT, 30", ACIB           |   | EA | Adapter Kit, Icemaker | <input type="checkbox"/>            |
|     | 82-4933     | 82-4933    |                | Lancer | ICEMAKER ADAPTER KIT, 25", ACIB           |   | EA | Adapter Kit, Icemaker | <input type="checkbox"/>            |
|     | 82-5172     | 82-5172    |                | Lancer | PUSH BUTTON KIT, LEV WATER                | FOR LANCER: LEV 3.0/4.5 VALVE               | EA | PART                  | <input type="checkbox"/>            |
|    | 82-5263-SP  |            |                | Lancer | LIGHT ASSEMBLY, LED, 60W, 1BD             | FOR LANCER: FS-16 / FS-30 Flavor Select     | EA | PART                  | <input checked="" type="checkbox"/> |
|   | 82-6107     | 82-6107    |                | Lancer | ICEMAKER KIT, DUAL ICE, NO DIVIDER, 44 IN |   | EA | Adapter Kit, Icemaker | <input type="checkbox"/>            |
|   | 82-6467-SP  |            | 82-6467        | Lancer | KIT, ADA PENDANT, TOUCHPAD, RETRO-KIT     |   | EA | PART                  | <input checked="" type="checkbox"/> |
|  | 85-0552A    | 85-0552A   |                | Lancer | LANCER 500 PRECHILLER, 1/4HP, 2 CIRCUITS  | 115/60                                      | EA | Prechiller            | <input type="checkbox"/>            |

Non-Stocked, Lead Time




Non-Stocked, Lead Time


Non-Stocked, Lead Time










| Picture   | Vendor Item   | GIS Item   | Alternate Item | Vendor | Item Description 01                        | Item Description 02                           | UM | Classification   | NS                                  |
|---|---------------|------------|----------------|--------|--|---|----|------------------|-------------------------------------|
|    | 85-1554A      | 85-1554A   |                | Lancer | LANCER 1500 CHILLER, 1/3HP, 4 CIRCUITS     | 115V/60HZ                                     | EA | Prechiller       | <input type="checkbox"/>            |
|     | 85-1923-01    | 85-1923-01 |                | Lancer | INSULATED TURBO CARBONATOR                 | VENTED CHECK VALVE (VCV), DIAGNOSTIC          | EA | Carbonator       | <input type="checkbox"/>            |
|    | 85-2550A      | 85-2550A   |                | Lancer | REMOTE CHILLER, 9 CIRCUITS                 | FOR MODEL 2500                                | EA | Prechiller       | <input type="checkbox"/>            |
|    | 85-2554A      | 85-2554A   |                | Lancer | PRECHILLER, 4 CIRCUITS                     | FOR MODEL 2500                                | EA | Prechiller       | <input type="checkbox"/>            |
|    | 91-0008       | 91-0008    | 91-4028        | Lancer | MOTOR, CARB, 1/3 HP 115V                   | * REPLACED BY OEM # 91-4028                   | EA | Motor            | <input type="checkbox"/>            |
|    | 91-0021-SP    | 91-0021    |                | Lancer | AGITATOR MOTOR                             |   | EA | Motor            | <input type="checkbox"/>            |
|    | 91-0165/03-SP | 91-0165/03 |                | Lancer | AGITATOR MOTOR, 115V                       | FOR LANCER: FS-16 / FS-30 FS / FREESTYLE 7000 | EA | Motor            | <input type="checkbox"/>            |
|  | 91-4028       |            |                | Lancer | CARB MOTOR, 1/3 HP, 115V/220V DUAL VOLT    |   | EA | Motor            | <input checked="" type="checkbox"/> |
|   | MTLB-4        | MTLB-4     |                | Lancer | FITTING, BR, 1/4" Bb X (2), SHUT OFF VALVE |   | EA | Fitting, General | <input type="checkbox"/>            |
|   | MTLB-6        | MTLB-6     |                | Lancer | FITTING, BR, 3/8" Bb X (2), SHUT OFF VALVE |   | EA | Fitting, General | <input type="checkbox"/>            |




Non-Stocked,  
Lead Time













| Picture  | Vendor Item | GIS Item | Alternate Item | Vendor    | Item Description 01              | Item Description 02 | UM | Classification | NS                       |
|--|-------------|----------|----------------|-----------|----------------------------------|---------------------|----|----------------|--------------------------|
|    | 132-8023    | 232-8023 |                | Leer      | DEFROST TIMER, 4 HOUR            |                     | EA | PART           | <input type="checkbox"/> |
|    | 132-8039    | 132-8039 | 832-8003       | Leer      | DEFROST TERMINATOR               |                     | EA | PART           | <input type="checkbox"/> |
|    | 139-2008    | 139-2008 |                | Leer      | FAN BLADE, EVAPORATOR            |                     | EA | Fan Blade      | <input type="checkbox"/> |
|    | 139-3029    | 139-3029 | 139-3029-S     | Leer      | FAN MOTOR, EVAPORATOR            |                     | EA | Motor          | <input type="checkbox"/> |
|    | 2070003     | 2070003  | 1070106        | Leer      | DECAL SET - I,C,E (BLUE)         |                     | EA | Decal          | <input type="checkbox"/> |
|    | 2396013     | 2396013  |                | Leer      | FAN SHROUD                       |                     | EA | PART           | <input type="checkbox"/> |
|    | 2396014     | 2396014  |                | Leer      | FAN SHROUD (OBS)                 | SHOWS (3) IN STOCK. | EA | PART           | <input type="checkbox"/> |
|  | 596-0528    | 596-0528 |                | Leer      | GEARMOTOR, LEER (OBS)            | SHOWS (2) IN STOCK. | EA | Motor          | <input type="checkbox"/> |
|  | 33230       | 33230    | 1061346        | Liqui-Box | GREEN BIB CONNECTOR, SCREW ON    | ENCORE              | EA | BIB Connector  | <input type="checkbox"/> |
|  | CPA-02      | CPA-02   |                | Liqui-Box | QCD-II CONNECTOR, GENERIC, WHITE |                     | EA | BIB Connector  | <input type="checkbox"/> |

| Picture   | Vendor Item | GIS Item | Alternate Item | Vendor    | Item Description 01                 | Item Description 02                 | UM | Classification | NS                       |
|---|-------------|----------|----------------|-----------|-------------------------------------|-------------------------------------|----|----------------|--------------------------|
|                       | CPA-3       | CPA-3    |                | Liqui-Box | JUICE BIB CONNECTOR, GENERIC, WHITE |                                     | EA | BIB Connector  | <input type="checkbox"/> |
|                      | CX-OR-009   | EP009    |                | Liqui-Box | O-RING, .009 QCD                    |                                     | EA | O-Ring         | <input type="checkbox"/> |
|                       | CX-OR-E115  | EP115    |                | Liqui-Box | O-RING, .115 QCD                    |                                     | EA | O-Ring         | <input type="checkbox"/> |
|                      | EP009       | EP009    |                | Liqui-Box | O-RING, .009 QCD                    |                                     | EA | O-Ring         | <input type="checkbox"/> |
|                       | EP115       | EP115    |                | Liqui-Box | O-RING, .115 QCD                    |                                     | EA | O-Ring         | <input type="checkbox"/> |
|  | 00208610    | 208610   |                | Manitowoc | CONDUIT TEE KIT, 3/8", MODEL 44     |                                     | EA | Accessory, Kit | <input type="checkbox"/> |
|                     | 00209236    | 00209236 |                | Manitowoc | RECEIVER, 10 LBS                    | FOR 37F/37K/37T/44K04/44K22/44MR04/ | EA | Receiver       | <input type="checkbox"/> |
|                     | 00212137    | 00212137 |                | Manitowoc | THERMAL TIME DELAY                  | FOR 50G, 50GA04, 50GAX04, 50GR04    | EA | PART           | <input type="checkbox"/> |
|                     | 00212975    | 212975   |                | Manitowoc | COMPRESSOR, 208-230V, 60HZ, 44KR22  | FOR MULTIPLEX: 44KR22               | EA | Compressor     | <input type="checkbox"/> |
|                     | 00215423    | 215423   |                | Manitowoc | COMPRESSOR, 230V/60HZ, 1 HP         | FOR 44K04, 44KX04, 44MR04, 44MX04   | EA | Compressor     | <input type="checkbox"/> |

| Picture   | Vendor Item | GIS Item  | Alternate Item | Vendor    | Item Description 01                    | Item Description 02                   | UM | Classification | NS                       |
|---|-------------|-----------|----------------|-----------|--|---------------------------------------|----|----------------|--------------------------|
|     | 020001420   | 020001420 |                | Manitowoc | AGITATOR, ICE, FOR MDH402              | FOR SCA163, SFA191, SPA160, SRA164    | EA | PART           | <input type="checkbox"/> |
|    | 020001474   | 020001474 |                | Manitowoc | CHUTE ASSEMBLY, CRUSHED ICE            | FOR MULTIPLEX: MDH-302 / MDH-402      | EA | PART           | <input type="checkbox"/> |
|    | 020001513   | 020001513 |                | Manitowoc | MOTOR HOUSING ASSEMBLY, CRUSHER        |                                       | EA | Motor          | <input type="checkbox"/> |
|    | 020001514   | 020001514 |                | Manitowoc | ROD, CHUTE, GEN II                     | FOR MULTIPLEX: MDH-302 / MDH-402      | EA | PART           | <input type="checkbox"/> |
|     | 020001516   | 020001516 |                | Manitowoc | MOTOR, CRUSHER                         | FOR SERVED: MDH302                    | EA | Motor          | <input type="checkbox"/> |
|    | 020001601   | 020001601 |                | Manitowoc | MOTOR, CRUSHER                         | FOR SERVED: MDH402                    | EA | Motor          | <input type="checkbox"/> |
|   | 020001750   | 020001750 |                | Manitowoc | NOZZLE AND DIFFUSER ASSEMBLY, BLACK    | FOR SERVED-MULTIPLEX: 464-GP, MDH-302 | EA | PART           | <input type="checkbox"/> |
|   | 020002668   | 020002668 |                | Manitowoc | AGITATOR PIN, SMALL,                   | FOR SERVED-MULTIPLEX: MDH302          | EA | PART           | <input type="checkbox"/> |
|  | 020003095   | 020003095 |                | Manitowoc | MTR, PUMP CIRC, MAGNETIC DRIVE, 50GR04 | 230/115 50/60HZ                       | EA | Motor          | <input type="checkbox"/> |
|  | 020003596   | 020003596 |                | Manitowoc | AGITATOR MOTOR, 115V, CHAMFERED DBL D  | FOR SERVED-MULTIPLEX: MDH-302/402     | EA | Motor          | <input type="checkbox"/> |

| Picture   | Vendor Item         | GIS Item            | Alternate Item | Vendor    | Item Description 01                      | Item Description 02                        | UM | Classification | NS                       |
|---|---------------------|---------------------|----------------|-----------|--|--|----|----------------|--------------------------|
|    | 020003596           | 020001417           |                | Manitowoc | AGITATOR MOTOR,<br>115V                  | FOR SERVEND-<br>MULTIPLEX:<br>MDH302/402   | EA | Motor          | <input type="checkbox"/> |
|     | 020007084           | 020007084           | 119678         | Manitowoc | ICE BANK<br>CONTROL, 220V,<br>CONVERSION | FOR 11M / 2803 /<br>38M / 44E /<br>44EAX04 | EA | PART           | <input type="checkbox"/> |
|     | 1031                | 1041                |                | Manitowoc | HEX ANGLE<br>WRENCH, 5/32"               |  | EA | TOOL           | <input type="checkbox"/> |
|     | 1089-00             | 0108900             |                | Manitowoc | SEPARATOR, S TUBE                        |  | EA | PART           | <input type="checkbox"/> |
|    | 1525-ORA            | 1525                |                | Manitowoc | COVER, PUSH-<br>BUTTON, S15,<br>BLACK    | FOR FLOMATIC:<br>424 / 464 VALVES          | EA | PART           | <input type="checkbox"/> |
|    | 20-1110-20          | 20-1110-20          |                | Manitowoc | RED SANITIZER<br>FLUSH ADAPTER           | 3/8" BARBED HOSE                           | EA | BIB Connector  | <input type="checkbox"/> |
|   | 202-FN-D26          | 202-FN-D26          |                | Manitowoc | FLOMATIC<br>ELECTRIC VALVE<br>ASSY       | FLAVOR SHOTS                               | EA | PART           | <input type="checkbox"/> |
|  | 204176              | 204176              |                | Manitowoc | TIMER AND<br>SWITCH ASSEMBLY<br>(OBS)    | SHOWS (9) IN<br>STOCK.                     | EA | PART           | <input type="checkbox"/> |
|  | 380-Q               | 380-Q               |                | Manitowoc | BACK BLOCK, FOR<br>FLOMATIC VALVE        | FOR VALVE<br>MODELS: 424, 454,<br>AND 464  | EA | PART           | <input type="checkbox"/> |
|  | 424-CF-A36-<br>1521 | 424-CF-A30-<br>1521 |                | Manitowoc | ACCUFILL VALVE,<br>COMPLETE              | FLOMATIC-<br>SERVEND                       | EA | Beverage Valve | <input type="checkbox"/> |

| Picture  | Vendor Item        | GIS Item           | Alternate Item | Vendor    | Item Description 01             | Item Description 02             | UM | Classification | NS                       |
|--|--------------------|--------------------|----------------|-----------|---------------------------------|---------------------------------|----|----------------|--------------------------|
|   | 424-CF-E36-1521    | 424-CF-E36-1521    | 890424-E10     | Manitowoc | 424 FLOMATIC LEVER VALVE        | FLOMATIC-SERVEND                | EA | Beverage Valve | <input type="checkbox"/> |
|   | 424-CF-E36-1521-WJ | 424-CF-E36-1521-WJ |                | Manitowoc | JUICE VALVE, LEVER              | FLOMATIC-SERVEND                | EA | Beverage Valve | <input type="checkbox"/> |
|   | 424-CF-S36-1525    | 424-SS             |                | Manitowoc | VALVE, PUSH-BUTTON              | FLOMATIC-SERVEND                | EA | Beverage Valve | <input type="checkbox"/> |
|   | 424-CF-S36-1525-WJ | 424-PBJ            |                | Manitowoc | JUICE VALVE, PUSH-BUTTON        | FLOMATIC-SERVEND                | EA | Beverage Valve | <input type="checkbox"/> |
|   | 464-GP-E36-1621    | 464-GP-E36-1621    |                | Manitowoc | 464 VALVE, LEVER                | FLOMATIC-SERVEND                | EA | Beverage Valve | <input type="checkbox"/> |
|   | 464-GP-P36-1600    | 464-PC             |                | Manitowoc | 464 VALVE, PORTION CONTROL      | FLOMATIC-SERVEND                | EA | Beverage Valve | <input type="checkbox"/> |
|  | 464-GP-S36-1625    | 464-GP-S36-1625    |                | Manitowoc | VALVE, PUSH-BUTTON              | FLOMATIC-SERVEND                | EA | Beverage Valve | <input type="checkbox"/> |
|  | 500                | 0000500            |                | Manitowoc | O-RING, NOZZLE                  | FLOMATIC-SERVEND                | EA | O-Ring         | <input type="checkbox"/> |
|  | 500                | 00500              |                | Manitowoc | O-RING, NOZZLE                  | FLOMATIC-SERVEND                | EA | O-Ring         | <input type="checkbox"/> |
|  | 5003622            | 5003622            |                | Manitowoc | ICE CHUTE ASSEMBLY, ROCKING MDH | FOR MODELS: MDH-302, MDH-302 CI | EA | PART           | <input type="checkbox"/> |










| Picture  | Vendor Item | GIS Item | Alternate Item | Vendor    | Item Description 01                  | Item Description 02                          | UM | Classification | NS                       |
|--|-------------|----------|----------------|-----------|--------------------------------------|--|----|----------------|--------------------------|
|   | 501-04      | 501-04   |                | Manitowoc | NOZZLE,<br>UNIVERSAL, CLEAR<br>(OBS) | SHOWS (2) IN<br>STOCK                        | EA | PART           | <input type="checkbox"/> |
|    | 5012374     | 5012374  |                | Manitowoc | CLIP, HITCH PIN                      | FOR FRP-250 / MII-<br>250 / S-250M           | EA | Hardware       | <input type="checkbox"/> |
|   | 501-24      | 0050124  |                | Manitowoc | NOZZLE, CLEAR,<br>SOFTPOUR           | FOR FLOMATIC:<br>324 / 424 VALVES            | EA | PART           | <input type="checkbox"/> |
|   | 501-25      | 501-25   |                | Manitowoc | NOZZLE, BLACK,<br>TWIST              |  | EA | PART           | <input type="checkbox"/> |
|    | 5029123     | 5029123  |                | Manitowoc | PUMP DECK,<br>VENTED, 120V           | FOR MD150 /<br>MD175 / MD200 /<br>MDH302     | EA | PART           | <input type="checkbox"/> |
|   | 5030418     | 769-U25  |                | Manitowoc | PCB SWITCH<br>ASSEMBLY               |  | EA | PART           | <input type="checkbox"/> |
|   | 5030419     | 5030419  |                | Manitowoc | SWITCH, VALVE                        | FOR VALVE<br>MODELS: 424, 424-<br>GP, 464-GP | EA | PART           | <input type="checkbox"/> |
|  | 5030771     | 5030771  |                | Manitowoc | 4-BUTTON<br>OVERLAY (OBS)            | FOR MDH-302,<br>SHOWS (3) IN<br>STOCK        | EA | PART           | <input type="checkbox"/> |
|  | 5030780     | 5030780  |                | Manitowoc | DECAL, 20 FLAVOR                     | FOR MDH-302                                  | EA | Decal          | <input type="checkbox"/> |
|  | 5031193     | 5031193  |                | Manitowoc | 4-BUTTON KEYPAD                      | FOR MDH-302 /<br>MDH-402                     | EA | PART           | <input type="checkbox"/> |


| Picture   | Vendor Item | GIS Item | Alternate Item | Vendor    | Item Description 01                  | Item Description 02                        | UM | Classification | NS                       |
|---|-------------|----------|----------------|-----------|--------------------------------------|--|----|----------------|--------------------------|
|    | 5031352     | 5031352  |                | Manitowoc | HOUSING GASKET, CRUSHER              | FOR MDH-302 / MDH-402                      | EA | PART           | <input type="checkbox"/> |
|    | 5031424     | 5031349  |                | Manitowoc | HOUSING, CRUSHER                     | FOR MDH-302 / MDH-402                      | EA | PART           | <input type="checkbox"/> |
|    | 5031579     | 5031579  |                | Manitowoc | CLEAR DECAL OVERLAY                  | FOR MDH-302 / SV250                        | EA | PART           | <input type="checkbox"/> |
|    | 504-00-B    | 504-00-B |                | Manitowoc | DIFFUSER, JUICE                      | FOR FLOMATIC: 424 VALVE                    | EA | PART           | <input type="checkbox"/> |
|    | 504-10      | 0050410  |                | Manitowoc | DIFFUSER INSERT SOFTPOUR             | FOR FLOMATIC: 324 / 424 VALVES             | EA | PART           | <input type="checkbox"/> |
|    | 515         | 515      |                | Manitowoc | PALLET, 202 POST MIX VALVE, FLOMATIC | FOR VALVE MODELS: 424 / 454 / 464          | EA | PART           | <input type="checkbox"/> |
|   | 516-01      | 516-01   | 516-07         | Manitowoc | LEVER, BLACK (OBS)                   | FOR VALVES: 202, 324, 424, 424-GP, 464-GP  | EA | PART           | <input type="checkbox"/> |
|  | 516-09      | 516-09   |                | Manitowoc | LEVER, SANITARY                      | FOR VALVE MODELS: 424, 424-GP, 464, 464-GP | EA | PART           | <input type="checkbox"/> |
|  | 516-10      | 516-10   |                | Manitowoc | LEVER, SENSOR, AUTOFILL, FLOMATIC    | FOR VALVE MODELS: 424, 424-GP, 464-GP      | EA | PART           | <input type="checkbox"/> |
|  | 543         | 00543    |                | Manitowoc | O-RING, METERING PLUG, DIFUSER       | FOR VALVE MODELS: 424, 454, 464            | EA | O-Ring         | <input type="checkbox"/> |




| Picture  | Vendor Item | GIS Item  | Alternate Item | Vendor      | Item Description 01                     | Item Description 02    | UM | Classification   | NS  |
|--|-------------|-----------|----------------|-------------|---|------------------------|----|------------------|---|
|   | 683111      | 683111    | 00683111       | Manitowoc   | GAUGE 0-160 PSI,<br>1/4" NPT            |                        | EA | PART             | <input type="checkbox"/>                                      |
|    | 683116      | 683116    | 00683116       | Manitowoc   | GAUGE 0-30 PSI,<br>1/4" NPT             |                        | EA | PART             | <input type="checkbox"/>                                      |
|    | 7620613     | 76-2061-3 |                | Manitowoc   | ICE THICKNESS<br>CONTROL                |                        | EA | PART             | <input type="checkbox"/>                                      |
|   | 890424-E32  | 424-PC    |                | Manitowoc   | VALVE, PORTION<br>CONTROL W/ (OBS)      | SHOWS (5) IN<br>STOCK. | EA | Beverage Valve   | <input type="checkbox"/>                                      |
|   | PCO2-BLUE   | PCO2-BLUE |                | Manitowoc   | BLUE CO2 WASHER                         |                        | EA | PART             | <input type="checkbox"/>                                      |
|    | 0471328     |           | 1033107        | Marmon Link | FITTING, T, PVC,<br>3/4" FSL (3)        |                        | EA | Fitting, General | <input checked="" type="checkbox"/> Non-Stocked,<br>Lead Time |
|   | 0471497     |           | 1043619        | Marmon Link | FITTING, L, PVC,<br>3/4" FPT            |                        | EA | Fitting, General | <input checked="" type="checkbox"/> Non-Stocked,<br>Lead Time |
|  | 0471509     |           | 1033113        | Marmon Link | FITTING, L, PVC,<br>3/4" Street         |                        | EA | Fitting, General | <input checked="" type="checkbox"/> Non-Stocked,<br>Lead Time |
|  | 0471575     |           | 1033111        | Marmon Link | FITTING, A, PVC,<br>3/4" FSL x 3/4" FPT |                        | EA | Fitting, General | <input checked="" type="checkbox"/> Non-Stocked,<br>Lead Time |
|  | 05-1463     |           | 1032821        | Marmon Link | NOZZLE, LEV, w/ O-<br>RING, LANCER      | FOR LEV 3.0/4.5        | EA | PART             | <input checked="" type="checkbox"/> Non-Stocked,<br>Lead Time |


















| Picture   | Vendor Item | GIS Item | Alternate Item | Vendor      | Item Description 01               | Item Description 02                | UM | Classification       | NS                                  |                        |
|---|-------------|----------|----------------|-------------|-----------------------------------|------------------------------------|----|----------------------|-------------------------------------|------------------------|
|    | 05-3261     |          | 2602476        | Marmon Link | DIFFUSER ASSEMBLY, LEV 3.0, WHITE | FOR LEV 3.0/4.5                    | EA | PART                 | <input checked="" type="checkbox"/> | Non-Stocked, Lead Time |
|    | 066553      |          | 2589742        | Marmon Link | TXV VALVE, 1/8, R404A, LOW        |                                    | EA | TXV                  | <input checked="" type="checkbox"/> | Non-Stocked, Lead Time |
|    | 1013        |          | 1037541        | Marmon Link | FITTING, BEER, TAIL, BR, 3/8" Bb  |                                    | EA | Fitting, General     | <input checked="" type="checkbox"/> | Non-Stocked, Lead Time |
|    | 101387      |          | 1052294        | Marmon Link | SCREW, MACHINE, 10-32 Ph SS       |                                    | EA | Hardware             | <input checked="" type="checkbox"/> | Non-Stocked, Lead Time |
|    | 1020        |          | 1037544        | Marmon Link | NUT, HEX, COUPLING, BEER          |                                    | EA | Fitting, General     | <input checked="" type="checkbox"/> | Non-Stocked, Lead Time |
|    | 1033145     |          | 1033145        | Marmon Link | COMPRESSOR KIT (AK169AT-038-A4)   | 1/2 HP, R134A, TECUMSEH            | EA | Compressor           | <input checked="" type="checkbox"/> | Non-Stocked, Lead Time |
|   | 1033146     |          | 1033146        | Marmon Link | COMPRESSOR KIT (AZ440CR-236-C6)   | 1/5 HP, R134A, 115V/60HZ, TECUMSEH | EA | Compressor           | <input checked="" type="checkbox"/> | Non-Stocked, Lead Time |
|  | 1033149     | 83-0045  | 1033149        | Marmon Link | COMPRESSOR KIT (AE510AT-280-A4)   | 1/4 HP, 115V/60HZ, TECUMSEH        | EA | Compressor           | <input type="checkbox"/>            |                        |
|  | 1045762     |          | 1045762        | Marmon Link | CASTER KIT, SINGLE DOOR FOGEL     |                                    | EA | Leg Set              | <input checked="" type="checkbox"/> | Non-Stocked, Lead Time |
|  | 1064386     |          | 1064386        | Marmon Link | INSTALL KIT, MARION, NO RACK      |                                    | EA | Accessory (Beverage) | <input checked="" type="checkbox"/> | Non-Stocked, Lead Time |

| Picture   | Vendor Item | GIS Item | Alternate Item | Vendor      | Item Description 01                             | Item Description 02      | UM | Classification   | NS                                  |                           |
|---|-------------|----------|----------------|-------------|---|--------------------------|----|------------------|-------------------------------------|---------------------------|
|    | 111085000   |          | 1007728        | Marmon Link | CLAMP, 22.6,<br>STEPLESS                        |                          | EA | Clamp or Tie     | <input checked="" type="checkbox"/> | Non-Stocked,<br>Lead Time |
|    | 111353000   |          | 1004207        | Marmon Link | CLAMP, 14.5,<br>STEPLESS                        |                          | EA | Clamp or Tie     | <input checked="" type="checkbox"/> | Non-Stocked,<br>Lead Time |
|     | 11494-00020 |          | 1033421        | Marmon Link | TIE, CABLE, 14.5",<br>w/ SCREW MOUNT<br>Catamt  |                          | EA | Clamp or Tie     | <input checked="" type="checkbox"/> | Non-Stocked,<br>Lead Time |
|    | 1287K31     |          | 2620896        | Marmon Link | LOCTITE, ANTI-<br>SEIZE, LUBRICANT<br>(LB 8014) |                          | EA | OTHER            | <input checked="" type="checkbox"/> | Non-Stocked,<br>Lead Time |
|    | 1288        |          | 1007732        | Marmon Link | FITTING, A, SS, 3/8"<br>Bb x 3/4-16" FI         |                          | EA | Fitting, General | <input checked="" type="checkbox"/> | Non-Stocked,<br>Lead Time |
|     | 130924      |          | 1042970        | Marmon Link | TOOL, VISE GRIP,<br>PINCH-OFF                   |                          | EA | TOOL             | <input checked="" type="checkbox"/> | Non-Stocked,<br>Lead Time |
|   | 149805      |          | 2616722        | Marmon Link | DECAL, SPRITE,<br>TROPIC BERRY                  | FOR ILLUMINATED<br>VALVE | EA | Decal            | <input checked="" type="checkbox"/> | Non-Stocked,<br>Lead Time |
|   | 167090001   |          | 1010457        | Marmon Link | DRAIN HOSE KIT,<br>5/8" x 75" LENGTH,<br>BLACK  |                          | EA | PART             | <input checked="" type="checkbox"/> | Non-Stocked,<br>Lead Time |
|  | 183321000   |          | 1004117        | Marmon Link | VALVE, AIR COCK<br>W/ CHECK VALVE               |                          | EA | Fitting, General | <input checked="" type="checkbox"/> | Non-Stocked,<br>Lead Time |
|  | 186570000   |          | 1004434        | Marmon Link | STRAIN RELIEF,<br>625H 18-3/16-2SJT             |                          | EA | PART             | <input checked="" type="checkbox"/> | Non-Stocked,<br>Lead Time |











| Picture  | Vendor Item | GIS Item | Alternate Item | Vendor      | Item Description 01                             | Item Description 02  | UM | Classification          | NS                                  |                           |
|--|-------------|----------|----------------|-------------|---|----------------------|----|-------------------------|-------------------------------------|---------------------------|
|   | 188072000   |          | 1009522        | Marmon Link | SCREW, SM, 10 Ta<br>TrPh 16 StNi                | FOR VANGUARD<br>245  | EA | Hardware                | <input checked="" type="checkbox"/> | Non-Stocked,<br>Lead Time |
|   | 209A-4B     |          | 1042515        | Marmon Link | FITTING, A, BR,<br>1/4" Bb x 1/4" FPT           |                      | EA | Fitting, General        | <input checked="" type="checkbox"/> | Non-Stocked,<br>Lead Time |
|    | 24041       |          | 2615424        | Marmon Link | SANITIZER, KAY 8-<br>PACKET                     |                      | EA | OTHER                   | <input checked="" type="checkbox"/> | Non-Stocked,<br>Lead Time |
|    | 2513709     |          | 2513709        | Marmon Link | INSTALL KIT, 3<br>FLOJET PUMPS,                 | CORCO TB/UFPC        | EA | Accessory<br>(Beverage) | <input checked="" type="checkbox"/> | Non-Stocked,<br>Lead Time |
|    | 2522814     |          | 2522814        | Marmon Link | FLOW CONTROL<br>KIT, HIGH YIELD                 | FOR FLAVOR<br>FUSION | EA | PART                    | <input checked="" type="checkbox"/> | Non-Stocked,<br>Lead Time |
|   | 2522862     |          | 2522862        | Marmon Link | FILTER CHANGE<br>CARD KIT                       |                      | EA | OTHER                   | <input checked="" type="checkbox"/> | Non-Stocked,<br>Lead Time |
|  | 2523031     |          | 2523031        | Marmon Link | EXTENDED NOZZLE<br>KIT W/ MIXER                 |                      | EA | PART                    | <input checked="" type="checkbox"/> | Non-Stocked,<br>Lead Time |
|  | 2534713     |          | 2534713        | Marmon Link | PUMP BOARD KIT,<br>8 FLOJET PUMPS,<br>TX, REV 6 |                      | EA | Accessory<br>(Beverage) | <input checked="" type="checkbox"/> | Non-Stocked,<br>Lead Time |
|  | 2535609     |          | 2535609        | Marmon Link | PUMP BOARD KIT,<br>8 FLOJET PUMPS,<br>PBC, FL   |                      | EA | Accessory<br>(Beverage) | <input checked="" type="checkbox"/> | Non-Stocked,<br>Lead Time |
|  | 2563422     |          | 2563422        | Marmon Link | FLOW CONTROL<br>KIT, STD, FF/CF                 |                      | EA | PART                    | <input checked="" type="checkbox"/> | Non-Stocked,<br>Lead Time |

| Picture  | Vendor Item | GIS Item | Alternate Item         | Vendor      | Item Description 01                               | Item Description 02                   | UM | Classification       | NS                                  |                           |
|--|-------------|----------|------------------------|-------------|---|---------------------------------------|----|----------------------|-------------------------------------|---------------------------|
|    | 2594958     |          | 2594958                | Marmon Link | DRAIN TUBING KIT,<br>1" X 1-1/4",<br>SANICLEAN    | 10' TUBING<br>LENGTH W/<br>INSULATION | EA | Accessory, Kit       | <input checked="" type="checkbox"/> | Non-Stocked,<br>Lead Time |
|    | 2595141     |          | 2595141                | Marmon Link | BEVERAGE FITTING<br>KIT W/ CASE                   |                                       | EA | Accessory, Kit       | <input checked="" type="checkbox"/> | Non-Stocked,<br>Lead Time |
|   | 2614193     |          | 5250-58134-<br>PPBG-TL | Marmon Link | CASTER SWL 5" W/<br>BREAK STUD<br>(SINGLE)        |                                       | EA | PART                 | <input checked="" type="checkbox"/> | Non-Stocked,<br>Lead Time |
|    | 270358      |          | 1041498                | Marmon Link | LAMP, F28T8/CW/4<br>19W                           |                                       | EA | Bulb,<br>Fluorescent | <input checked="" type="checkbox"/> | Non-Stocked,<br>Lead Time |
|   | 28688       |          | 1018002                | Marmon Link | ADAPTER, BIB x<br>3/8" Bb, SANITIZING             |                                       | EA | BIB Connector        | <input checked="" type="checkbox"/> | Non-Stocked,<br>Lead Time |
|    | 2VFF2       |          | 2620716                | Marmon Link | LOCTITE ANTI-<br>SEIZE, ALUMINUM<br>PASTE, .25 OZ |                                       | EA | OTHER                | <input checked="" type="checkbox"/> | Non-Stocked,<br>Lead Time |
|   | 300551000   |          | 1004177                | Marmon Link | CLAMP, 14.0,<br>STEPLESS                          |                                       | EA | Clamp or Tie         | <input checked="" type="checkbox"/> | Non-Stocked,<br>Lead Time |
|  | 309852000   |          | 1006466                | Marmon Link | CLAMP, 17.0,<br>STEPLESS                          |                                       | EA | Clamp or Tie         | <input checked="" type="checkbox"/> | Non-Stocked,<br>Lead Time |
|  | 309854000   |          | 1001988                | Marmon Link | CLAMP, 10.5,<br>STEPLESS                          |                                       | EA | Clamp or Tie         | <input checked="" type="checkbox"/> | Non-Stocked,<br>Lead Time |
|  | 309972000   |          | 1000872                | Marmon Link | CLAMP, 8.0,<br>STEPLESS                           |                                       | EA | Clamp or Tie         | <input checked="" type="checkbox"/> | Non-Stocked,<br>Lead Time |










| Picture   | Vendor Item    | GIS Item | Alternate Item | Vendor      | Item Description 01                     | Item Description 02 | UM | Classification   | NS                                  |                        |
|---|----------------|----------|----------------|-------------|---|---------------------|----|------------------|-------------------------------------|------------------------|
|                                  | 311933000      |          | 1011391        | Marmon Link | CLAMP, 7.0, STEPLESS                    |                     | EA | Clamp or Tie     | <input checked="" type="checkbox"/> | Non-Stocked, Lead Time |
|                                  | 313001000      |          | 1007718        | Marmon Link | FITTING, T, Br, 3/8" MPT x 3/8" FI (2)  |                     | EA | Fitting, General | <input checked="" type="checkbox"/> | Non-Stocked, Lead Time |
|                                  | 3137           |          | 1038659        | Marmon Link | FITTING, SPLICER, SS, 1/4" Bb x 1/2" Bb |                     | EA | Fitting, General | <input checked="" type="checkbox"/> | Non-Stocked, Lead Time |
|                                   | 315-1OZ        |          | 2584280        | Marmon Link | SILICONE RTV, 1 OZ                      |                     | EA | OTHER            | <input checked="" type="checkbox"/> | Non-Stocked, Lead Time |
|                                  | 317784000      |          | 1005763        | Marmon Link | SCREW, TC 08-18TrPh 16 Pa SS 25         | FOR VANGUARD 245    | EA | Hardware         | <input checked="" type="checkbox"/> | Non-Stocked, Lead Time |
|                                  | 319679000      |          | 1005650        | Marmon Link | CLAMP, 11.8, STEPLESS                   |                     | EA | Clamp or Tie     | <input checked="" type="checkbox"/> | Non-Stocked, Lead Time |
|                                 | 319681000      |          | 1001662        | Marmon Link | CLAMP, 21.0, STEPLESS                   |                     | EA | Clamp or Tie     | <input checked="" type="checkbox"/> | Non-Stocked, Lead Time |
|                                | 3239           |          | 1043601        | Marmon Link | FITTING, A, SS, 3/8" Bb x 1/2" MPT      |                     | EA | Fitting, General | <input checked="" type="checkbox"/> | Non-Stocked, Lead Time |
|                                | 3241           |          | 1043658        | Marmon Link | FITTING, A, SS, 3/8" Bb x 3/8" MPT      |                     | EA | Fitting, General | <input checked="" type="checkbox"/> | Non-Stocked, Lead Time |
|  | 3322-21-HR TSB |          | 1035080        | Marmon Link | CASTER, DUAL WHEEL, 2", SWIVEL, 1/2-13  |                     | EA | Leg Set          | <input checked="" type="checkbox"/> | Non-Stocked, Lead Time |










| Picture   | Vendor Item       | GIS Item | Alternate Item | Vendor      | Item Description 01                    | Item Description 02 | UM | Classification   | NS                                  |                        |
|---|-------------------|----------|----------------|-------------|--|---------------------|----|------------------|-------------------------------------|------------------------|
|     | 3443-04-544-24-36 |          | 1043978        | Marmon Link | TUBE, HIGH PRESSURE, FLEX, CO2, 3'     |                     | EA | PART             | <input checked="" type="checkbox"/> | Non-Stocked, Lead Time |
|     | 396               |          | 2618493        | Marmon Link | MANIFOLD, 6 OUTLET, 1/4" FPT, ALUMINUM | WALL MOUNT          | EA | PART             | <input checked="" type="checkbox"/> | Non-Stocked, Lead Time |
|    | 40502003          |          | 1019238        | Marmon Link | SCREW, MACHINE, 06-32 RdSI 12 SS       |                     | EA | Hardware         | <input checked="" type="checkbox"/> | Non-Stocked, Lead Time |
|    | 42F-6             |          | 1042342        | Marmon Link | FITTING, UNION, BR, 3/8" MFL (2)       |                     | EA | Fitting, General | <input checked="" type="checkbox"/> | Non-Stocked, Lead Time |
|     | 4333NA            |          | 2618235        | Marmon Link | NIPPLE SHANK ASSEMBLY, 4-1/2" WITH     | 1/4" BORE           | EA | PART             | <input checked="" type="checkbox"/> | Non-Stocked, Lead Time |
|    | 47538002          |          | 1019536        | Marmon Link | FITTING, A, BR, 1/2" Bb X 3/8" MPT     |                     | EA | Fitting, General | <input checked="" type="checkbox"/> | Non-Stocked, Lead Time |
|    | 48720882          |          | 2505083        | Marmon Link | FITTING, L, PL, 90-DEG, 1/2" Bb (2)    |                     | EA | Fitting, General | <input checked="" type="checkbox"/> | Non-Stocked, Lead Time |
|   | 48721229          |          | 2505082        | Marmon Link | FITTING, T, PL, 90-DEG, 1/2" Bb (3)    |                     | EA | Fitting, General | <input checked="" type="checkbox"/> | Non-Stocked, Lead Time |
|  | 48F-6-12          |          | 1032440        | Marmon Link | FITTING, A, BR, 3/4" MPT x 3/8" MFI    |                     | EA | Fitting, General | <input checked="" type="checkbox"/> | Non-Stocked, Lead Time |
|  | 48F-6-8           |          | 1042340        | Marmon Link | FITTING, A, BR, 1/2" MPT x 3/8" MFI    |                     | EA | Fitting, General | <input checked="" type="checkbox"/> | Non-Stocked, Lead Time |


| Picture  | Vendor Item            | GIS Item | Alternate Item | Vendor      | Item Description 01                             | Item Description 02     | UM | Classification   | NS                                  |                           |
|--|------------------------|----------|----------------|-------------|---|-------------------------|----|------------------|-------------------------------------|---------------------------|
|    | 5001343                |          | 2618166        | Marmon Link | VALVE, SHUT-OFF,<br>ANG 3/8" OD JG X<br>1/4"    | MANUAL FILL             | EA | Fitting, General | <input checked="" type="checkbox"/> | Non-Stocked,<br>Lead Time |
|    | 52-001-028-B           |          | 2619717        | Marmon Link | CABLE, USB                                      |                         | EA | PART             | <input checked="" type="checkbox"/> | Non-Stocked,<br>Lead Time |
|   | 5235-58134-<br>PPBG-TL |          | 2614162        | Marmon Link | CASTER, SWIVEL,<br>3.5", WITH BREAK<br>STUD     |                         | EA | Leg Set          | <input checked="" type="checkbox"/> | Non-Stocked,<br>Lead Time |
|   | 5250-58134-<br>PPBG-TL |          | 2614193        | Marmon Link | CASTER, SWIVEL,<br>5", WITH BREAK<br>STUD       |                         | EA | Leg Set          | <input checked="" type="checkbox"/> | Non-Stocked,<br>Lead Time |
|   | 560000221              |          | 1001191        | Marmon Link | CLAMP, 18.5,<br>STEPLESS                        |                         | EA | Clamp or Tie     | <input checked="" type="checkbox"/> | Non-Stocked,<br>Lead Time |
|   | 560001515              |          | 1031093        | Marmon Link | SCREW, TR, 04-40<br>PaPh 40 StZi                |                         | EA | Hardware         | <input checked="" type="checkbox"/> | Non-Stocked,<br>Lead Time |
|   | 560001591              |          | 1009075        | Marmon Link | TUBING KIT, CUT,<br>094, 39" LENGTH,<br>BLACK   |                         | EA | Accessory, Kit   | <input checked="" type="checkbox"/> | Non-Stocked,<br>Lead Time |
|  | 560001595              |          | 1004830        | Marmon Link | TUBING KIT, CUT,<br>125, CLEAR, 65"<br>LENGTH   | Sup-Top, FOR ABS<br>1.0 | EA | Accessory, Kit   | <input checked="" type="checkbox"/> | Non-Stocked,<br>Lead Time |
|  | 560001596              |          | 1008918        | Marmon Link | TUBING KIT, CUT,<br>125, CLEAR, 18.5"<br>LENGTH | Sup-Top, FOR ABS<br>1.0 | EA | Accessory, Kit   | <input checked="" type="checkbox"/> | Non-Stocked,<br>Lead Time |
|  | 560001597              |          | 1006700        | Marmon Link | TUBING KIT, CUT,<br>125, CLEAR, 7"<br>LENGTH    | ICE SWT, FOR ABS<br>1.0 | EA | Accessory, Kit   | <input checked="" type="checkbox"/> | Non-Stocked,<br>Lead Time |

| Picture   | Vendor Item | GIS Item | Alternate Item | Vendor      | Item Description 01                                | Item Description 02 | UM | Classification      | NS                                  |                           |
|---|-------------|----------|----------------|-------------|--|---------------------|----|---------------------|-------------------------------------|---------------------------|
|    | 560004602   |          | 1000035        | Marmon Link | SCREW, MACHINE,<br>M2x.4 PaPh 16 StZi              |                     | EA | Hardware            | <input checked="" type="checkbox"/> | Non-Stocked,<br>Lead Time |
|    | 569030031   |          | 1013886        | Marmon Link | ABS CONVEY CUP<br>HOLDER<br>RETENTION KIT          |                     | EA | Accessory, Kit      | <input checked="" type="checkbox"/> | Non-Stocked,<br>Lead Time |
|    | 569300000   |          | 1010597        | Marmon Link | CLAMP, 12.8,<br>STEPLESS                           |                     | EA | Clamp or Tie        | <input checked="" type="checkbox"/> | Non-Stocked,<br>Lead Time |
|    | 608X12-73   |          | 1041834        | Marmon Link | COLD PLATE, 8 x<br>12, 7 FL, 1/4" Bb               |                     | EA | Cold Plate          | <input checked="" type="checkbox"/> | Non-Stocked,<br>Lead Time |
|    | 608X14-73   |          | 2542238        | Marmon Link | COLD PLATE, 8 x<br>14, 7 FL, 1/4" Bb x<br>1/2" FI  |                     | EA | Cold Plate          | <input checked="" type="checkbox"/> | Non-Stocked,<br>Lead Time |
|    | 61C-6       |          | 1042319        | Marmon Link | NUT,<br>COMPRESSION,<br>3/8"                       |                     | EA | Fitting, General    | <input checked="" type="checkbox"/> | Non-Stocked,<br>Lead Time |
|    | 620708965   |          | 1022942        | Marmon Link | TUBING, BRAIDED,<br>375 x 535, RED,<br>100Ft       |                     | EA | Tubing,<br>Beverage | <input checked="" type="checkbox"/> | Non-Stocked,<br>Lead Time |
|  | 62C-6       |          | 1042323        | Marmon Link | FITTING, UNION,<br>BR, 3/8"<br>COMPRESSION (2)     |                     | EA | Fitting, General    | <input checked="" type="checkbox"/> | Non-Stocked,<br>Lead Time |
|  | 62C-6-4     |          | 1042322        | Marmon Link | FITTING, UNION,<br>BR, 1/4" TO 3/8"<br>COMPRESSION |                     | EA | Fitting, General    | <input checked="" type="checkbox"/> | Non-Stocked,<br>Lead Time |
|   | 66255       |          | 1044361        | Marmon Link | WASHER, SS,<br>.687x.875x.070                      |                     | EA | Hardware            | <input checked="" type="checkbox"/> | Non-Stocked,<br>Lead Time |



| Picture   | Vendor Item     | GIS Item | Alternate Item | Vendor      | Item Description 01                           | Item Description 02 | UM | Classification     | NS                                  |                        |
|---|-----------------|----------|----------------|-------------|---|---------------------|----|--------------------|-------------------------------------|------------------------|
|    | 6630-24-XDP-TSB |          | 1033142        | Marmon Link | CASTER, SWIVEL, 3 X 2, XDP, 5/8" STEM         |                     | EA | Leg Set            | <input checked="" type="checkbox"/> | Non-Stocked, Lead Time |
|    | 6630-25-XDP-TSB |          | 1033141        | Marmon Link | CASTER, SWIVEL, 3 X 2, XDP, 1/2" STEM         |                     | EA | Leg Set            | <input checked="" type="checkbox"/> | Non-Stocked, Lead Time |
|    | 70049           |          | 2567179        | Marmon Link | CYLINDER, GRADUATED, 100 ML, POLY             |                     | EA | Accessory, General | <input checked="" type="checkbox"/> | Non-Stocked, Lead Time |
|     | 70070           |          | 1048240        | Marmon Link | WASHER, FLAT, 375 875 071                     |                     | EA | Hardware           | <input checked="" type="checkbox"/> | Non-Stocked, Lead Time |
|    | 70085           |          | 1030812        | Marmon Link | NUT, ACORN, SS, 08-32                         | FOR ABS 2.0         | EA | Hardware           | <input checked="" type="checkbox"/> | Non-Stocked, Lead Time |
|     | 7013            |          | 1041220        | Marmon Link | FITTING, L, SS, 1/4" FL SWIVEL NUT TO 1/4" Bb | STD                 | EA | Fitting, General   | <input checked="" type="checkbox"/> | Non-Stocked, Lead Time |
|    | 7018            |          | 1041218        | Marmon Link | FITTING, L, SS, 3/8" FL SWIVEL NUT TO 3/8" Bb |                     | EA | Fitting, General   | <input checked="" type="checkbox"/> | Non-Stocked, Lead Time |
|   | 7019            |          | 1032889        | Marmon Link | FITTING, C, SS, 1/4" Bb (3) TO 3/8" Bb (1)    |                     | EA | Fitting, General   | <input checked="" type="checkbox"/> | Non-Stocked, Lead Time |
|  | 7042            |          | 2579603        | Marmon Link | FITTING, A, SS, 3/8" COMP TO 3/8" Bb          |                     | EA | Fitting, General   | <input checked="" type="checkbox"/> | Non-Stocked, Lead Time |
|   | 7053            |          | 2585066        | Marmon Link | FITTING, L, SS, 1/4" FL SWIVEL TO 3/8" Bb     |                     | EA | Fitting, General   | <input checked="" type="checkbox"/> | Non-Stocked, Lead Time |







| Picture   | Vendor Item | GIS Item | Alternate Item | Vendor      | Item Description 01                               | Item Description 02 | UM | Classification   | NS                                  |                           |
|---|-------------|----------|----------------|-------------|---|---------------------|----|------------------|-------------------------------------|---------------------------|
|    | 7072        |          | 2579216        | Marmon Link | FITTING, L, SS, 3/8"<br>Bb (1) W/O O-RINGS        |                     | EA | Fitting, General | <input checked="" type="checkbox"/> | Non-Stocked,<br>Lead Time |
|    | 7075        |          | 2584518        | Marmon Link | FITTING, Y, SS, 1/4"<br>Bb (2) x 3/8" Bb (1)      |                     | EA | Fitting, General | <input checked="" type="checkbox"/> | Non-Stocked,<br>Lead Time |
|    | 7095        |          | 1055049        | Marmon Link | FITTING, UB, SS,<br>3/8" Bb (3)                   |                     | EA | Fitting, General | <input checked="" type="checkbox"/> | Non-Stocked,<br>Lead Time |
|     | 7137        |          | 1042105        | Marmon Link | FITTING, FORK, SS,<br>1/4 Bb (3) x 3/8" Bb<br>(1) |                     | EA | Fitting, General | <input checked="" type="checkbox"/> | Non-Stocked,<br>Lead Time |
|    | 7143        |          | 1038627        | Marmon Link | FITTING, UB, SS,<br>1/2" Bb (1) x 3/8"<br>Bb (2)  |                     | EA | Fitting, General | <input checked="" type="checkbox"/> | Non-Stocked,<br>Lead Time |
|     | 7144        |          | 1042106        | Marmon Link | FITTING, FORK, SS,<br>3/8" Bb (4)                 |                     | EA | Fitting, General | <input checked="" type="checkbox"/> | Non-Stocked,<br>Lead Time |
|   | 7212        |          | 2540852        | Marmon Link | FITTING, A-PU, SS,<br>3/8" Tb x 1/4" Bb           |                     | EA | Fitting, General | <input checked="" type="checkbox"/> | Non-Stocked,<br>Lead Time |
|  | 7216        |          | 1041931        | Marmon Link | FITTING, A-PU, SS,<br>3/8" Tb x 3/8" Bb           |                     | EA | Fitting, General | <input checked="" type="checkbox"/> | Non-Stocked,<br>Lead Time |
|   | 7264        |          | 2619157        | Marmon Link | FITTING, COMP, SS-<br>BR, 3/8" FFL X 3/8"<br>Bb   |                     | EA | Fitting, General | <input checked="" type="checkbox"/> | Non-Stocked,<br>Lead Time |
|  | 7397        |          | 2584976        | Marmon Link | FITTING, A-PU, SS,<br>1/2" Tb x 1/2" Bb           |                     | EA | Fitting, General | <input checked="" type="checkbox"/> | Non-Stocked,<br>Lead Time |

| Picture   | Vendor Item | GIS Item | Alternate Item | Vendor      | Item Description 01                                    | Item Description 02 | UM | Classification   | NS                                  |                           |
|---|-------------|----------|----------------|-------------|--|---------------------|----|------------------|-------------------------------------|---------------------------|
|    | 770000226   |          | 1033869        | Marmon Link | SCREW 10-32 x<br>1.75 Fill HDPH                        |                     | EA | Hardware         | <input checked="" type="checkbox"/> | Non-Stocked,<br>Lead Time |
|    | 77030400    |          | 1001980        | Marmon Link | FITTING, STEM, SS,<br>1/4" Bb TO 3/8" FI<br>NUT        |                     | EA | Fitting, General | <input checked="" type="checkbox"/> | Non-Stocked,<br>Lead Time |
|    | 77041700    |          | 1010520        | Marmon Link | FITTING, SPLICER,<br>SS, 1/8" Bb (2)                   |                     | EA | Fitting, General | <input checked="" type="checkbox"/> | Non-Stocked,<br>Lead Time |
|    | 77041800    |          | 1008442        | Marmon Link | FITTING, SPLICER,<br>SS, 1/8" Bb (1) TO<br>1/4" Bb (1) |                     | EA | Fitting, General | <input checked="" type="checkbox"/> | Non-Stocked,<br>Lead Time |
|    | 77042300    |          | 1008634        | Marmon Link | FITTING, A, SS, 3/8"<br>Bb x 1/2" Bb                   |                     | EA | Fitting, General | <input checked="" type="checkbox"/> | Non-Stocked,<br>Lead Time |
|    | 77046500    |          | 1001966        | Marmon Link | FITTING, A, SS, 1/4"<br>FI SWIVEL x 3/8" Bb<br>Prm     |                     | EA | Fitting, General | <input checked="" type="checkbox"/> | Non-Stocked,<br>Lead Time |
|    | 77046700    |          | 1010735        | Marmon Link | FITTING, L, SS, 1/2"<br>Bb (2)                         |                     | EA | Fitting, General | <input checked="" type="checkbox"/> | Non-Stocked,<br>Lead Time |
|  | 77050100    |          | 1003855        | Marmon Link | FITTING, L, SS, 1/4"<br>Bb W/ O-RING                   |                     | EA | Fitting, General | <input checked="" type="checkbox"/> | Non-Stocked,<br>Lead Time |
|  | 77050300    |          | 1004048        | Marmon Link | FITTING, A, SS, 1/4"<br>Bb TO DOLE                     |                     | EA | Fitting, General | <input checked="" type="checkbox"/> | Non-Stocked,<br>Lead Time |
|  | 77060200    |          | 1002022        | Marmon Link | FITTING, C, SS, 1/4"<br>Bb (4) Prem                    |                     | EA | Fitting, General | <input checked="" type="checkbox"/> | Non-Stocked,<br>Lead Time |

| Picture  | Vendor Item | GIS Item | Alternate Item | Vendor      | Item Description 01                            | Item Description 02 | UM | Classification   | NS                                  |                           |
|--|-------------|----------|----------------|-------------|--|---------------------|----|------------------|-------------------------------------|---------------------------|
|    | 77062000    |          | 1004115        | Marmon Link | FITTING, C, SS, 3/8"<br>Bb (4) Prem            |                     | EA | Fitting, General | <input checked="" type="checkbox"/> | Non-Stocked,<br>Lead Time |
|    | 77064500    |          | 1003292        | Marmon Link | FITTING, L, SS, 3/8"<br>MFI x 3/8" Bb          |                     | EA | Fitting, General | <input checked="" type="checkbox"/> | Non-Stocked,<br>Lead Time |
|    | 77065700    |          | 1011034        | Marmon Link | FITTING, L, SS, 1/4<br>FFI SWIVEL x 1/4"<br>Bb |                     | EA | Fitting, General | <input checked="" type="checkbox"/> | Non-Stocked,<br>Lead Time |
|    | 77069900    |          | 1001911        | Marmon Link | FITTING, T, SS, 1/2"<br>Bb (2) x 3/8" Bb       |                     | EA | Fitting, General | <input checked="" type="checkbox"/> | Non-Stocked,<br>Lead Time |
|    | 77070402    |          | 1010526        | Marmon Link | FITTING, A, SS, 3/8"<br>MFI (2)                |                     | EA | Fitting, General | <input checked="" type="checkbox"/> | Non-Stocked,<br>Lead Time |
|    | 77080301    |          | 1008627        | Marmon Link | FITTING, A, SS,<br>5/16" MFI x 1/4" Bb         |                     | EA | Fitting, General | <input checked="" type="checkbox"/> | Non-Stocked,<br>Lead Time |
|   | 77080502    |          | 1010724        | Marmon Link | FITTING, A, SS, 3/8"<br>MFI x 3/8" Bb          |                     | EA | Fitting, General | <input checked="" type="checkbox"/> | Non-Stocked,<br>Lead Time |
|  | 771000154   |          | 1006337        | Marmon Link | REGULATOR, CO2,<br>PRIMARY, 1x100 5-<br>1/4FI  |                     | EA | Regulator        | <input checked="" type="checkbox"/> | Non-Stocked,<br>Lead Time |
|  | 771000156   |          | 1008126        | Marmon Link | REGULATOR, CO2,<br>PRIMARY, 2x160 2-<br>1/4FI  |                     | EA | Regulator        | <input checked="" type="checkbox"/> | Non-Stocked,<br>Lead Time |
|  | 771000157   |          | 1001951        | Marmon Link | REGULATOR, CO2,<br>PRIMARY, 2x100 6-<br>1/4FI  |                     | EA | Regulator        | <input checked="" type="checkbox"/> | Non-Stocked,<br>Lead Time |


| Picture   | Vendor Item | GIS Item | Alternate Item | Vendor      | Item Description 01                        | Item Description 02 | UM | Classification     | NS                                  |                        |
|---|-------------|----------|----------------|-------------|--|---------------------|----|--------------------|-------------------------------------|------------------------|
|    | 77510301    |          | 1008835        | Marmon Link | COLD PLATE, 8 x 12, 6 FI, Premix, 1/4" MFL |                     | EA | Cold Plate         | <input checked="" type="checkbox"/> | Non-Stocked, Lead Time |
|    | 77510303    |          | 1004419        | Marmon Link | COLD PLATE, 8 x 12, 6 FI, Premix, 1/4" Bb  |                     | EA | Cold Plate         | <input checked="" type="checkbox"/> | Non-Stocked, Lead Time |
|    | 7GZ-100     |          | 2619199        | Marmon Link | VALVE, CHANGEOVER, CO2                     |                     | EA | PART               | <input checked="" type="checkbox"/> | Non-Stocked, Lead Time |
|    | 80115       |          | 1043873        | Marmon Link | FITTING, UNION, ABS 1-1/2" SLIP            |                     | EA | Fitting, General   | <input checked="" type="checkbox"/> | Non-Stocked, Lead Time |
|    | 8014        |          | 2593641        | Marmon Link | CASE, EMPTY FITTINGS KIT                   |                     | EA | Accessory, General | <input checked="" type="checkbox"/> | Non-Stocked, Lead Time |
|    | 811947      |          | 1006623        | Marmon Link | UF1 REPAIR KIT, PC, BURNSVILLE             |                     | EA | PART               | <input checked="" type="checkbox"/> | Non-Stocked, Lead Time |
|   | 81319582000 |          | 1006621        | Marmon Link | TRANSFORMER KIT, 75Va 120V-24V Pw          |                     | EA | Transformer        | <input checked="" type="checkbox"/> | Non-Stocked, Lead Time |
|  | 82-3457     | 82-3457  | 2517730        | Marmon Link | SYRUP SEPARATOR, CLEAR, LANCER             |                     | EA | PART               | <input type="checkbox"/>            |                        |
|  | 9008        |          | 1041217        | Marmon Link | FITTING, T, SS, 1/4" Bb x 3/8" Bb (2)      |                     | EA | Fitting, General   | <input checked="" type="checkbox"/> | Non-Stocked, Lead Time |
|  | 9010        |          | 1031108        | Marmon Link | FITTING, C, SS, 1/4" Bb (4) Std            |                     | EA | Fitting, General   | <input checked="" type="checkbox"/> | Non-Stocked, Lead Time |











| Picture  | Vendor Item | GIS Item | Alternate Item | Vendor      | Item Description 01                            | Item Description 02                  | UM | Classification           | NS                                  |                           |
|--|-------------|----------|----------------|-------------|--|--------------------------------------|----|--------------------------|-------------------------------------|---------------------------|
|    | 9011        |          | 1041215        | Marmon Link | FITTING, C, SS, 3/8"<br>Bb (4) Std             |                                      | EA | Fitting, General         | <input checked="" type="checkbox"/> | Non-Stocked,<br>Lead Time |
|   | 9198        |          | 1043725        | Marmon Link | FITTING, Y, SS, 3/8"<br>Bb (2) x 1/4" Bb       |                                      | EA | Fitting, General         | <input checked="" type="checkbox"/> | Non-Stocked,<br>Lead Time |
|   | 9200        | 113754   | 2583818        | Marmon Link | FITTING, PLUG,<br>1/4" x 1/2" x 3/8"<br>BARBED | BLACK                                | EA | Fitting, General         | <input type="checkbox"/>            |                           |
|   | 92534       |          | 1066960        | Marmon Link | FIXTURE, AIR GAP,<br>TRU-GAP                   |                                      | EA | PART                     | <input checked="" type="checkbox"/> | Non-Stocked,<br>Lead Time |
|   | ABS CEMENT  |          | 1043875        | Marmon Link | CEMENT ABS,<br>MEDIUM BLACK                    | W/ CLEANER ONE<br>STEP               | EA | OTHER                    | <input checked="" type="checkbox"/> | Non-Stocked,<br>Lead Time |
|   | ACC72202    |          | 2521278        | Marmon Link | RING, LOOSE LEAF,<br>METAL, 1"                 |                                      | EA | OTHER                    | <input checked="" type="checkbox"/> | Non-Stocked,<br>Lead Time |
|  | B121-4      |          | 2618494        | Marmon Link | FITTING, PLUG, BR,<br>1/4" MPT, HEX            |                                      | EA | Fitting, General         | <input checked="" type="checkbox"/> | Non-Stocked,<br>Lead Time |
|  | B28         |          | 1001995        | Marmon Link | BAGGER W/ SEAL<br>TAPE DISPENSER               |                                      | EA | Accessory (Ice<br>Maker) | <input checked="" type="checkbox"/> | Non-Stocked,<br>Lead Time |
|  | B469312     |          | 2619420        | Marmon Link | CONTAINER, 6<br>QUARTS, STORAGE,<br>ROUND      | 9-15/16" Dia x 7-<br>15/16" H, WHITE | EA | Accessory,<br>General    | <input checked="" type="checkbox"/> | Non-Stocked,<br>Lead Time |
|  | B469317     |          | 2619419        | Marmon Link | COVER, STORAGE<br>CONTAINER, 6-8<br>QUARTS     |                                      | EA | Accessory,<br>General    | <input checked="" type="checkbox"/> | Non-Stocked,<br>Lead Time |

| Picture  | Vendor Item | GIS Item | Alternate Item | Vendor      | Item Description 01                    | Item Description 02 | UM | Classification        | NS                                  |                        |
|--|-------------|----------|----------------|-------------|--|---------------------|----|-----------------------|-------------------------------------|------------------------|
|   | B48-44      |          | 2618495        | Marmon Link | FITTING, A, BR, 1/4 MFI x 1/4" MPT     |                     | EA | Fitting, General      | <input checked="" type="checkbox"/> | Non-Stocked, Lead Time |
|    | BG8         |          | 1004127        | Marmon Link | ICE BAGS, 8 LBS, 11x19 (1000 per Case) |                     | EA | Accessory (Ice Maker) | <input checked="" type="checkbox"/> | Non-Stocked, Lead Time |
|   | BT135       |          | 1000811        | Marmon Link | BLADE REPLACEMENT FOR T135             |                     | EA | TOOL                  | <input checked="" type="checkbox"/> | Non-Stocked, Lead Time |
|    | E14-O1M     |          | 1037096        | Marmon Link | SWITCH, DISPENSER                      |                     | EA | PART                  | <input checked="" type="checkbox"/> | Non-Stocked, Lead Time |
|    | F03200      |          | 2517010        | Marmon Link | ESCUTCHEON PLATE, 2-1/8", CHROME       |                     | EA | PART                  | <input checked="" type="checkbox"/> | Non-Stocked, Lead Time |
|    | F03250      |          | 2517011        | Marmon Link | ESCUTCHEON PLATE, 2-5/8", CHROME       |                     | EA | PART                  | <input checked="" type="checkbox"/> | Non-Stocked, Lead Time |
|    | F8T5/CW     |          | 2525808        | Marmon Link | BULB, FLUORESCENT                      |                     | EA | Bulb, Fluorescent     | <input checked="" type="checkbox"/> | Non-Stocked, Lead Time |
|  | FCB-6X4-MDF |          | 2619264        | Marmon Link | FLAVOR CARD, MTN DEW, FOR VIPER        |                     | EA | Flavor Card           | <input checked="" type="checkbox"/> | Non-Stocked, Lead Time |
|  | JO-K-H4H4   |          | 1042447        | Marmon Link | VALVE, SHUTOFF, 1/4" Bb (2)            |                     | EA | Fitting, General      | <input checked="" type="checkbox"/> | Non-Stocked, Lead Time |
|  | JO-KH6H6    |          | 2609840        | Marmon Link | VALVE, SHUTOFF, 3/8" Bb (2)            |                     | EA | Fitting, General      | <input checked="" type="checkbox"/> | Non-Stocked, Lead Time |

| Picture   | Vendor Item       | GIS Item | Alternate Item | Vendor      | Item Description 01                                | Item Description 02 | UM | Classification   | NS                                  |                           |
|---|-------------------|----------|----------------|-------------|--|---------------------|----|------------------|-------------------------------------|---------------------------|
|     | K-502             |          | 1041581        | Marmon Link | TAPE, INSULATION,<br>1/8" X 2", 30' ROLL,<br>K-502 |                     | EA | OTHER            | <input checked="" type="checkbox"/> | Non-Stocked,<br>Lead Time |
|     | KT01TACOBEL<br>L4 |          | 2575297        | Marmon Link | BIB LABLE LINE KIT<br>/ CLAMPS, TACO<br>BELL       | VERSION 2           | EA | Line Label       | <input checked="" type="checkbox"/> | Non-Stocked,<br>Lead Time |
|     | KT191005          |          | 2521666        | Marmon Link | BIB LABLE LINE KIT<br>/ CLAMPS, YUM                |                     | EA | Line Label       | <input checked="" type="checkbox"/> | Non-Stocked,<br>Lead Time |
|    | M-2PLAS           |          | 1051106        | Marmon Link | FITTING, PLUG, PL,<br>1/4" x 3/8" Bb,<br>BLACK     |                     | EA | Fitting, General | <input checked="" type="checkbox"/> | Non-Stocked,<br>Lead Time |
|     | MF-64-CCC-8       |          | 2619262        | Marmon Link | FLAVOR CARD,<br>COCA-COLA, FOR<br>VIPER            |                     | EA | Flavor Card      | <input checked="" type="checkbox"/> | Non-Stocked,<br>Lead Time |
|     | MMC100-4          |          | 2619418        | Marmon Link | TAP HANDLE, 4",<br>BRANDABLE, COLD                 | FOR NITRO PRO       | EA | PART             | <input checked="" type="checkbox"/> | Non-Stocked,<br>Lead Time |
|    | PCU156-F3<br>5/32 |          | 2617307        | Marmon Link | TUBING, 094, RED,<br>LIFT-ON, 100'                 |                     | EA | OTHER            | <input checked="" type="checkbox"/> | Non-Stocked,<br>Lead Time |
|   | RX33.1-706        |          | 1002368        | Marmon Link | CLAMP, 33.1,<br>STEPLESS                           |                     | EA | Clamp or Tie     | <input checked="" type="checkbox"/> | Non-Stocked,<br>Lead Time |
|  | S1072             |          | 1011256        | Marmon Link | CARBONATION<br>TESTER, 8.5" H, 3-3                 |                     | EA | TOOL             | <input checked="" type="checkbox"/> | Non-Stocked,<br>Lead Time |
|  | S1076             |          | 2623240        | Marmon Link | GAUGE,<br>CARBONATION<br>TESTER                    |                     | EA | PART             | <input checked="" type="checkbox"/> | Non-Stocked,<br>Lead Time |



| Picture  | Vendor Item         | GIS Item | Alternate Item | Vendor      | Item Description 01                             | Item Description 02 | UM | Classification        | NS                                  |                           |
|--|---------------------|----------|----------------|-------------|---|---------------------|----|-----------------------|-------------------------------------|---------------------------|
|                  | S1077               |          | 2623241        | Marmon Link | TEMPERATURE<br>CARBONATION<br>TESTER            |                     | EA | TOOL                  | <input checked="" type="checkbox"/> | Non-Stocked,<br>Lead Time |
|                 | S-7251C             |          | 2519762        | Marmon Link | ENVELOPE, VINYL,<br>CLEAR, 4 X 8, ULINE         |                     | EA | Accessory,<br>General | <input checked="" type="checkbox"/> | Non-Stocked,<br>Lead Time |
|                 | SFP37T40H38<br>4B-F |          | 2583566        | Marmon Link | CAPACITOR, RUN,<br>40 Mfd 330V                  | FOR PINNACLE        | EA | PART                  | <input checked="" type="checkbox"/> | Non-Stocked,<br>Lead Time |
|                  | SS200               |          | 1001221        | Marmon Link | LARGE, KIWI,<br>CUTTER                          |                     | EA | TOOL                  | <input checked="" type="checkbox"/> | Non-Stocked,<br>Lead Time |
|                 | SSB200              |          | 1003141        | Marmon Link | BLADE,<br>REPLACEMENT,<br>FOR SS200             |                     | EA | TOOL                  | <input checked="" type="checkbox"/> | Non-Stocked,<br>Lead Time |
|                  | SUN21-JRBR-<br>46   |          | 2619263        | Marmon Link | FLAVOR CARD,<br>BLUE RASPBERRY,<br>JOLLY RANCER |                     | EA | Flavor Card           | <input checked="" type="checkbox"/> | Non-Stocked,<br>Lead Time |
|                 | SUN21-JRCH-<br>46   |          | 2619265        | Marmon Link | FLAVOR CARD,<br>CHERRY, JOLLY<br>RANCER         |                     | EA | Flavor Card           | <input checked="" type="checkbox"/> | Non-Stocked,<br>Lead Time |
|                | T135                |          | 1009966        | Marmon Link | MEDIUM, KWIK,<br>CUTTER, BLACK<br>PTFE          |                     | EA | TOOL                  | <input checked="" type="checkbox"/> | Non-Stocked,<br>Lead Time |
|                | TM-4415A            |          | 2590499        | Marmon Link | BARGUN HOLDER<br>ASSEMBLY, TRI-<br>MOUNT        |                     | EA | PART                  | <input checked="" type="checkbox"/> | Non-Stocked,<br>Lead Time |
|  | TT9161616PP         |          | 1042202        | Marmon Link | FITTING, T, PL, 1"<br>Bb (3)                    |                     | EA | Fitting, General      | <input checked="" type="checkbox"/> | Non-Stocked,<br>Lead Time |











| Picture   | Vendor Item | GIS Item  | Alternate Item | Vendor      | Item Description 01                           | Item Description 02                           | UM | Classification        | NS                                  |                           |
|---|-------------|-----------|----------------|-------------|---|---|----|-----------------------|-------------------------------------|---------------------------|
|    | VC 250-8    |           | 1032830        | Marmon Link | CAP, PLUG, 1/4"                               |   | EA | PART                  | <input checked="" type="checkbox"/> | Non-Stocked,<br>Lead Time |
|    | VC 375-8    |           | 1032825        | Marmon Link | CAP, PLUG, 3/8"                               |   | EA | PART                  | <input checked="" type="checkbox"/> | Non-Stocked,<br>Lead Time |
|    | WD-2022     |           | 1038262        | Marmon Link | IDENTIFICATION<br>TAPE, 1/2", DIET            | (-A)  | EA | Accessory,<br>General | <input checked="" type="checkbox"/> | Non-Stocked,<br>Lead Time |
|    | WD-2090     |           | 1033401        | Marmon Link | IDENTIFICATION<br>TAPE, 1/2", PEPSI           |   | EA | Accessory,<br>General | <input checked="" type="checkbox"/> | Non-Stocked,<br>Lead Time |
|    | XR-2450LED  |           | 1044933        | Marmon Link | TRANSFORMER,<br>PLUG,<br>In120/24VAC50VA      |   | EA | Transformer           | <input checked="" type="checkbox"/> | Non-Stocked,<br>Lead Time |
|    | 00-0859     | 00-0859   |                | McCann's    | WASHER, FLAT<br>PLASTIC VALVE                 | FOR 43-5002 /<br>E2000 SERIES BIG<br>MAC      | EA | Hardware              | <input type="checkbox"/>            |                           |
|   | 00-0868     | 00-0868   |                | McCann's    | CARBONATOR<br>SINGLE CHECK<br>VALVE, 1/4" MFL | FOR E2000 /<br>E400397 / E300092<br>/ 43-5002 | EA | PART                  | <input type="checkbox"/>            |                           |
|  | 00-1020     | 00-1020   |                | McCann's    | SPRING CHECK<br>VALVE<br>CARBONATOR           |   | EA | PART                  | <input type="checkbox"/>            |                           |
|  | 01-0924     | 01-0924   |                | McCann's    | NOZZLE, TURBOFLO<br>VALVE                     | FOR ABS 1.0                                   | EA | PART                  | <input type="checkbox"/>            |                           |
|  | 030000069   | 030000069 |                | McCann's    | VARIETY VALVE,<br>AUTOFILL, W/<br>MOUNTING    | BLOCK   | EA | Beverage Valve        | <input type="checkbox"/>            |                           |

| Picture   | Vendor Item | GIS Item | Alternate Item | Vendor   | Item Description 01          | Item Description 02                    | UM | Classification | NS                       |
|---|-------------|----------|----------------|----------|------------------------------|--|----|----------------|--------------------------|
|     | 05-1374     | 05-1374  |                | McCann's | CORD ADAPTER                 | FOR E2000 SERIES / E300092 CARBONATORS | EA | PART           | <input type="checkbox"/> |
|     | 05-1710     | 05-1710  |                | McCann's | PRESSURE SWITCH, AIR STATION | FOR WALL MOUNT AIR STATION             | EA | PART           | <input type="checkbox"/> |
|    | 10-0001     | 10-0001  |                | McCann's | O-RING, .07 X .07            |  | EA | O-Ring         | <input type="checkbox"/> |
|    | 10-0003     | 10-0003  |                | McCann's | O-RING, .176 X .07           | FOR DIFFUSER MTRG / STEM TUBE          | EA | O-Ring         | <input type="checkbox"/> |
|    | 10-0004     | 10-0004  |                | McCann's | O-RING, .239 X .07           | FOR INLET FITTING TFV                  | EA | O-Ring         | <input type="checkbox"/> |
|    | 10-0010     | 10-0010  |                | McCann's | O-RING, .487 X .103          | FOR PLUNGER GUIDE                      | EA | O-Ring         | <input type="checkbox"/> |
|    | 10-0027     | 10-0027  |                | McCann's | O-RING, .208 X .07           |  | EA | O-Ring         | <input type="checkbox"/> |
|  | 10-0033     | 10-0033  |                | McCann's | O-RING, BOOSTER FITTING      | FOR ECONO WATER BOOSTER                | EA | O-Ring         | <input type="checkbox"/> |
|   | 10-0079     | 10-0079  |                | McCann's | SYRUP SEPARATOR TOM FL (OBS) | SHOWS (2) IN STOCK.                    | EA | PART           | <input type="checkbox"/> |
|   | 10-0099     | 10-0099  |                | McCann's | SYRUP SEPARATOR TOM (OBS)    | SHOWS (3) IN STOCK AND (3) ON TRUCKS.  | EA | PART           | <input type="checkbox"/> |

| Picture   | Vendor Item | GIS Item | Alternate Item | Vendor   | Item Description 01                           | Item Description 02                           | UM | Classification | NS                       |
|---|-------------|----------|----------------|----------|---|---|----|----------------|--------------------------|
|    | 10-0900     | 10-0900  |                | McCann's | O-RING, 1.171 X<br>.139                       | FOR MCCANN:<br>E2000 SERIES BIG<br>MAC        | EA | O-Ring         | <input type="checkbox"/> |
|    | 10-1062     | 10-1062  |                | McCann's | DOLE FFV<br>SEPARATOR (OBS)                   | SHOWS (7) IN<br>STOCK AND ON<br>TRUCKS.       | EA | PART           | <input type="checkbox"/> |
|    | 10-1647     | 10-1647  |                | McCann's | CARB MOTOR, 1/3<br>HP, 115V/220V<br>DUAL VOLT |   | EA | Motor          | <input type="checkbox"/> |
|    | 10-1649     | 10-1649  | 030000179      | McCann's | CARB MOTOR, 1/3<br>HP (OBS)                   | 115V/220V DUAL<br>VOLT, SHOWS (2)<br>IN STOCK | EA | Motor          | <input type="checkbox"/> |
|    | 10-1914     | 10-1914  |                | McCann's | AUTOMATIC DRIP<br>LEG DRAIN 1/4 N             | FOR AIR<br>COMPRESSOR                         | EA | PART           | <input type="checkbox"/> |
|    | 10-2000     | 10-2000  |                | McCann's | RUBBER FOOT,<br>CARBONATOR,<br>SINGLE         | FOR MCCANN:<br>E400397 - BIG MAC              | EA | Leg Set        | <input type="checkbox"/> |
|   | 14-0285     | 14-0285  |                | McCann's | COVER TOWER 16<br>1/2" (OBS)                  | SHOWS TWO (2) IN<br>STOCK.                    | EA | PART           | <input type="checkbox"/> |
|  | 14-0296     | 14-0296  |                | McCann's | COVER TOWER 16<br>1/2" WIDE (OBS)             | SHOWS (1) IN<br>STOCK.                        | EA | PART           | <input type="checkbox"/> |
|  | 14-0326     | 14-0326  |                | McCann's | GRATE TOWER 16<br>1/2" WIDE (OBS)             | SHOWS (4) IN<br>STOCK.                        | EA | PART           | <input type="checkbox"/> |
|  | 14-5478     | 14-5478  |                | McCann's | SUPPORT BRACKET<br>2.5G BIB                   |   | EA | PART           | <input type="checkbox"/> |

| Picture   | Vendor Item  | GIS Item     | Alternate Item | Vendor   | Item Description 01                          | Item Description 02                    | UM | Classification        | NS                       |
|---|--------------|--------------|----------------|----------|--|--|----|-----------------------|--------------------------|
|    | 14-5479      | 14-5479      |                | McCann's | SUPPORT PLATE<br>2.5G BIB                    |  | EA | PART                  | <input type="checkbox"/> |
|    | 15-1319      | 15-1319      |                | McCann's | BIG MAC<br>CARBONATOR TANK                   | FOR MCCANN:<br>E2000 SERIES BIG<br>MAC | EA | Carbonator<br>Tank    | <input type="checkbox"/> |
|    | 15-1319X     | 15-1319X     |                | McCann's | BIG MAC<br>CARBONATOR TANK                   | W/ STUD MOUNT                          | EA | Carbonator<br>Tank    | <input type="checkbox"/> |
|    | 15-1398      | 15-1398      |                | McCann's | MCCANN SIMPLEX<br>TANK COMPLETE              | FOR MCCANN:<br>E300092 - SIMPLEX       | EA | Carbonator<br>Tank    | <input type="checkbox"/> |
|    | 15-1412      | 15-1412      |                | McCann's | TURBOFLOW<br>SEPARATOR (OBS)                 | SHOWS (2) IN<br>STOCK.                 | EA | PART                  | <input type="checkbox"/> |
|    | 15-2669      | 15-2669      |                | McCann's | MANIFOLD, 4 PORT<br>1/2" (OBS)               | SHOWS (5) IN<br>STOCK.                 | EA | PART                  | <input type="checkbox"/> |
|   | 15-2792      | 15-2792      |                | McCann's | FRONT PANEL,<br>2323 KD STAND                |  | EA | PART                  | <input type="checkbox"/> |
|  | 15-2806      | 15-2806      |                | McCann's | TANK ASSEMBLY, 4<br>GAL                      | FOR MCCANN:<br>ECONO WATER<br>BOOSTER  | EA | Carbonator<br>Tank    | <input type="checkbox"/> |
|  | 15-2897-UNIV | 15-2897-UNIV |                | McCann's | 2323 LEG KIT FOR<br>23 X 23 FS ICE<br>CHESTS |  | EA | Accessory,<br>General | <input type="checkbox"/> |
|  | 15-2898-UNIV | 15-2898-UNIV |                | McCann's | 1522 LEG KIT FOR<br>15 X 22 FS ICE<br>CHESTS |  | EA | Accessory,<br>General | <input type="checkbox"/> |

| Picture  | Vendor Item | GIS Item | Alternate Item | Vendor   | Item Description 01              | Item Description 02             | UM | Classification        | NS                       |
|--|-------------|----------|----------------|----------|----------------------------------|---------------------------------|----|-----------------------|--------------------------|
|   | 15-2902     | 44239    | HY-0114        | McCann's | BIB RACK 2H X 3W                 | SHOWS (188) IN STOCK.           | EA | Bag-In-Box (BIB) Rack | <input type="checkbox"/> |
|   | 15-2907     | 44241    |                | McCann's | BIB RACK 28W X 3 SLF (OBS)       | SHOWS (2) IN STOCK.             | EA | Bag-In-Box (BIB) Rack | <input type="checkbox"/> |
|    | 15-2948     | 15-2948  | P7083          | McCann's | TOP SHELF RACK (CCP) (OBS)       | * REPLACED BY OEM # P7083       | EA | Bag-In-Box (BIB) Rack | <input type="checkbox"/> |
|    | 15-3018     | 15-3018  |                | McCann's | TUBE ASSEMBLY, STAINLESS STEEL   | FOR MCCANN: 43-5002 SMALL CARB  | EA | PART                  | <input type="checkbox"/> |
|   | 15-3095     | 15-3095  |                | McCann's | BIG MAC CARBONATOR TANK          | FOR MCCANN: E400397 - BIG MAC   | EA | Carbonator Tank       | <input type="checkbox"/> |
|    | 15-3100     | 15-3100  |                | McCann's | WATER INLET ASSEMBLY, CARBONATOR | FOR MCCANN: E400397 - BIG MAC   | EA | PART                  | <input type="checkbox"/> |
|   | 15-3259     | 15-3259  |                | McCann's | TOP RIM, 2323 CABINET STAND      |                                 | EA | PART                  | <input type="checkbox"/> |
|  | 16-0002     | 16-0002  |                | McCann's | TRANSFORMER 120 V 24 V (OBS)     | SHOWS (9) IN STOCK.             | EA | Transformer           | <input type="checkbox"/> |
|  | 16-0166     | 16-0166  |                | McCann's | ELECTRIC PUMP, 1.7 GPM, 115V     | FOR MCCANN: ECONO WATER BOOSTER | EA | PART                  | <input type="checkbox"/> |
|  | 16-0856     | 16-0856  |                | McCann's | PUMP SAVER WITH LAMP             | FOR MCCANN: E400397 - BIG MAC   | EA | Accessory (Beverage)  | <input type="checkbox"/> |

| Picture  | Vendor Item | GIS Item | Alternate Item | Vendor   | Item Description 01                  | Item Description 02                 | UM | Classification    | NS                       |
|--|-------------|----------|----------------|----------|--------------------------------------|-------------------------------------|----|-------------------|--------------------------|
|   | 16-1054     | 16-1054  |                | McCann's | QUALITY ASSURANCE KIT                |                                     | EA | PART              | <input type="checkbox"/> |
|   | 16-1321     | 16-1321  |                | McCann's | 2323 DROP-IN CABINET STAND           | FOR CORNELIUS: CB2323               | EA | Stand, Ice Cooled | <input type="checkbox"/> |
|   | 16-1337     | 16-1337  |                | McCann's | 1522 DROP-IN CABINET STAND           | FOR CORNELIUS: CB1522               | EA | Stand, Ice Cooled | <input type="checkbox"/> |
|   | 16-1404     | 16-1404  |                | McCann's | MCCANN'S PROBE KIT, 115V             |                                     | EA | Probe             | <input type="checkbox"/> |
|    | 16-1446     | 16-1446  |                | McCann's | CARBONATOR SHELF                     |                                     | EA | Accessory, Kit    | <input type="checkbox"/> |
|    | 16-1451     | 16-1451  |                | McCann's | WALL MOUNT SHELF                     |                                     | EA | Accessory, Kit    | <input type="checkbox"/> |
|   | 16-1459     | 16-1459  |                | McCann's | CARBONATOR STAND w/ 6" LEGS          |                                     | EA | Accessory, Kit    | <input type="checkbox"/> |
|  | 16-1480     | 16-1480  | 1042669        | McCann's | SPACE SAVER CARB SHELF, WALL MOUNTED | FOR USE W/ OEM # 43-6002 CARBONATOR | EA | Accessory, Kit    | <input type="checkbox"/> |
|  | 16-1516     | 16-1516  | 1042449        | McCann's | MCCANN'S WATER BOOSTER WITH          | AUXILIARY TANK                      | EA | Water Booster     | <input type="checkbox"/> |
|  | 16-1521     | 16-1521  |                | McCann's | WATTS CHECK VALVE KIT, RETROFIT      | FOR MCCANN: E300092 - SIMPLEX       | EA | PART              | <input type="checkbox"/> |


| Picture  | Vendor Item | GIS Item | Alternate Item | Vendor   | Item Description 01                        | Item Description 02                              | UM | Classification           | NS                                  |
|--|-------------|----------|----------------|----------|--|--|----|--------------------------|-------------------------------------|
|    | 16-1522     | 16-1522  | 1037870        | McCann's | ASSE 1022<br>RETROFIT KIT                  | FOR MCCANN:<br>E2000 SERIES BIG<br>MAC           | EA | PART                     | <input type="checkbox"/>            |
|   | 16-1576     | 16-1576  |                | McCann's | 3023 DROP-IN<br>CABINET STAND              | FOR CORNELIUS:<br>CB3023                         | EA | Stand, Ice<br>Cooled     | <input type="checkbox"/>            |
|   | 16-1578     | 16-1578  |                | McCann's | ED150 DISPENSER<br>STAND                   | FOR CORNELIUS:<br>ED150                          | EA | Stand, Ice-Bev-<br>Combo | <input type="checkbox"/>            |
|    | 16-1579     | 16-1579  |                | McCann's | ED200/250<br>DISPENSER STAND               | FOR CORNELIUS:<br>ED200/ED250                    | EA | Stand, Ice-Bev-<br>Combo | <input type="checkbox"/>            |
|    | 16-1585     | 16-1585  | 1038238        | McCann's | CHECK VALVE<br>REBUILD                     | FOR MCCANN:<br>E2000 SERIES /<br>E400397 BIG MAC | EA | PART                     | <input type="checkbox"/>            |
|    | 16-2115     | 16-2115  | 1011311        | McCann's | MCCANN'S PROBE<br>ONLY, 115V               |  | EA | Probe                    | <input type="checkbox"/>            |
|   | 16-2171     | 16-2171  |                | McCann's | WATER BOOSTER<br>(2 GALLON)                | STAINLESS STEEL<br>BASE W/ 4 RUBBER<br>FEET      | EA | Water Booster            | <input type="checkbox"/>            |
|  | 16-2172     | 16-2172  | 2589804        | McCann's | WATER BOOSTER<br>(4.4 GAL)                 | STAINLESS STEEL<br>BASE W/ 4 RUBBER<br>FEET      | EA | Water Booster            | <input type="checkbox"/>            |
|  | 16-2173     | 16-2173  | 1043317        | McCann's | WATER BOOSTER<br>(4.4 GAL)                 | STAINLESS STEEL<br>BASE W/ 4 RUBBER<br>FEET      | EA | Water Booster            | <input type="checkbox"/>            |
|  | 16-3172-1/2 |          |                | McCann's | ECONOMY WATER<br>BOOSTER 2-<br>GALLON TANK |  | EA | Water Booster            | <input checked="" type="checkbox"/> |

Non-Stocked,  
Lead Time









| Picture   | Vendor Item | GIS Item | Alternate Item | Vendor   | Item Description 01                   | Item Description 02              | UM | Classification | NS                       |
|---|-------------|----------|----------------|----------|---------------------------------------|----------------------------------|----|----------------|--------------------------|
|                             | 16-3172-3/8 | 16-3172  | 1043602        | McCann's | ECONOMY WATER BOOSTER 2-GALLON TANK   | 3/8" CONNECTIONS                 | EA | Water Booster  | <input type="checkbox"/> |
|                             | 16-3174-1/2 | 16-3174  | 2617643        | McCann's | WATER BOOSTER (ECONO 4 GALLONS)       | 1/2" CONNECTIONS                 | EA | Water Booster  | <input type="checkbox"/> |
| <br>NO IMAGE<br>AVAILABLE   | 18-0271     | 18-0271  |                | McCann's | MEDALLION STRAWBERRY W/ 15-0313 (OBS) | NUT & SCREW. SHOWS (5) IN STOCK. | EA | PART           | <input type="checkbox"/> |
| <br>NO IMAGE<br>AVAILABLE   | 18-0277     | 18-0277  |                | McCann's | MEDALLION COKE W/ 15-0313 (OBS)       | NUT-SCREW. SHOWS (1) IN STOCK.   | EA | PART           | <input type="checkbox"/> |
| <br>NO IMAGE<br>AVAILABLE   | 18-0278     | 18-0278  |                | McCann's | MEDALLION PEPSI W/ 15-0313 (OBS)      | NUT-SCREW. SHOWS (14) IN STOCK.  | EA | PART           | <input type="checkbox"/> |
| <br>NO IMAGE<br>AVAILABLE   | 18-0280     | 18-0280  |                | McCann's | MEDALLION DR PEPPER W/ 15-0313 (OBS)  | NUT-SCREW. SHOWS (7) IN STOCK.   | EA | PART           | <input type="checkbox"/> |
| <br>NO IMAGE<br>AVAILABLE  | 18-0282     | 18-0282  |                | McCann's | MEDALLION SPRITE W/ 15-0313 (OBS)     | NUT-SCREW. SHOWS (13) IN STOCK.  | EA | PART           | <input type="checkbox"/> |
| <br>NO IMAGE<br>AVAILABLE | 18-0302     | 18-0302  |                | McCann's | MEDALLION DIET PEPSI W/ 15-0313 (OBS) | NUT-SCREW. SHOWS (4) IN STOCK.   | EA | PART           | <input type="checkbox"/> |
| <br>NO IMAGE<br>AVAILABLE | 18-0326     | 18-0326  |                | McCann's | MEDALLION BLANK W/ 15-0313 (OBS)      | NUT-SCREW. SHOWS (5) IN STOCK.   | EA | PART           | <input type="checkbox"/> |
| <br>NO IMAGE<br>AVAILABLE | 18-0478     | 18-0478  |                | McCann's | PEPSI EMBLEM (OBS)                    | SHOWS (20) IN STOCK.             | EA | PART           | <input type="checkbox"/> |

| Picture   | Vendor Item | GIS Item    | Alternate Item | Vendor   | Item Description 01                         | Item Description 02                           | UM | Classification   | NS                       |
|---|-------------|-------------|----------------|----------|---|---|----|------------------|--------------------------|
|     | 18-0834     | 18-0834     |                | McCann's | PEPSI DOME,<br>LARGE WRAP (OBS)             | SHOWS (8) IN<br>STOCK.                        | EA | PART             | <input type="checkbox"/> |
|    | 19-0031     | 19-0031     | 1042203        | McCann's | VALVE PRESSURE<br>RELIEF, CARB              | FOR MCCANN<br>CARBONATORS                     | EA | PART             | <input type="checkbox"/> |
|    | 19-0437     | 19-0437     | 1032734        | McCann's | CHECK VALVE<br>CARBONATOR                   | VALVE CHECK<br>DOUBLE 3/8 MF                  | EA | PART             | <input type="checkbox"/> |
|     | 19-0877     | 19-0877     |                | McCann's | CHECK VALVE, AIR<br>STATION                 | FOR WALL<br>MOUNTED AIR<br>STATION            | EA | PART             | <input type="checkbox"/> |
|    | 19-0897     | 19-0897     | 1038239        | McCann's | ASSE 1022,<br>BACKFLOW<br>PREVENTER         |   | EA | PART             | <input type="checkbox"/> |
|    | 19-0919     | 19-0919     |                | McCann's | FITTING, A, SS, 1/2"<br>Bb DOUBLE O-RING    | FOR ECONO<br>WATER BOOSTER                    | EA | Fitting, General | <input type="checkbox"/> |
|   | 24-1108     | 24-1108     |                | McCann's | TOM BLACK 1<br>SWITCH METERING<br>(OBS)     | STEMS CHROME<br>COVER. SHOWS (1)<br>IN STOCK. | EA | PART             | <input type="checkbox"/> |
|   | 27-2002-100 | 27-2000-100 |                | McCann's | 2 P VALVE SMALL<br>SOLENOID (OBS)           | SHOWS (2) IN<br>STOCK.                        | EA | PART             | <input type="checkbox"/> |
|  | 28-6013     | 28-6013     |                | McCann's | MCCANN'S TFV<br>JR.VALVE (OBS)              | SHOWS (2) IN<br>STOCK.                        | EA | PART             | <input type="checkbox"/> |
|  | 30-5300     | 30-5300     |                | McCann's | SWITCH PACK FOM<br>5 BUTTON BARGUN<br>(OBS) | SHOWS (8) IN<br>STOCK.                        | EA | PART             | <input type="checkbox"/> |

| Picture   | Vendor Item | GIS Item | Alternate Item | Vendor   | Item Description 01            | Item Description 02     | UM | Classification | NS                       |
|---|-------------|----------|----------------|----------|--------------------------------|-------------------------|----|----------------|--------------------------|
|    | 30-5301     | 30-5301  |                | McCann's | SELECTOR PACK-5B-W/INC (OBS)   | SHOWS (2) IN STOCK.     | EA | PART           | <input type="checkbox"/> |
|    | 30-6300     | 30-6300  |                | McCann's | SWITCH PACK FOM 6 BUTTON (OBS) | SHOWS (7) IN STOCK.     | EA | PART           | <input type="checkbox"/> |
|    | 30-6301     | 30-6301  |                | McCann's | SELECTOR PACK 6B-W/ INC (OBS)  | SHOWS (5) IN STOCK.     | EA | PART           | <input type="checkbox"/> |
|     | 30-7005     | 30-7005  |                | McCann's | MCCANN'S 7-BUTTON BARGUN (OBS) | SHOWS (3) IN STOCK.     | EA | Bar-Gun        | <input type="checkbox"/> |
|     | 30-7100     | 30-7100  |                | McCann's | 7 BUTTON HOSE SS HANDLE (OBS)  | SHOWS (2) IN STOCK.     | EA | Bar-Gun        | <input type="checkbox"/> |
|    | 30-7300     | 30-7300  |                | McCann's | SWITCH PACK FOM 7 BUTTON (OBS) | SHOWS (2) IN STOCK.     | EA | PART           | <input type="checkbox"/> |
|    | 30-8000     | 30-8000  |                | McCann's | 8 BUTTON MCCANN BARGUN (OBS)   | SHOWS ONE (1) IN STOCK. | EA | Bar-Gun        | <input type="checkbox"/> |
|  | 32-6300     | 32-6300  |                | McCann's | SELECTOR PACK-OEM-6B (OBS)     | SHOWS TWO (2) IN STOCK. | EA | PART           | <input type="checkbox"/> |
|  | 39-6200     | 39-6200  |                | McCann's | BASE ASSY ONLY 6 FOM (OBS)     | SHOWS (2) IN STOCK.     | EA | PART           | <input type="checkbox"/> |
|  | 39-7200     | 39-7200  |                | McCann's | FOM BASE ONLY 7 BUTTON (OBS)   | SHOWS (3) IN STOCK.     | EA | PART           | <input type="checkbox"/> |


| Picture  | Vendor Item  | GIS Item     | Alternate Item    | Vendor   | Item Description 01                     | Item Description 02                 | UM | Classification      | NS                                  |
|--|--------------|--------------|-------------------|----------|---|-------------------------------------|----|---------------------|-------------------------------------|
|   | 43-1000      | 43-1000      |                   | McCann's | TANK, SMALL, 32-OUNCE, SS, CARBONATOR   |                                     | EA | Carbonator Tank     | <input type="checkbox"/>            |
|    | 43-5102      | 43-5102      |                   | McCann's | STANDARD SMALL 230V CARBONATOR W/       | VENTABLE ASSE 1022 CHECK VALVE      | EA | Carbonator          | <input type="checkbox"/>            |
|    | 43-6002      | 43-6002      | 1033430           | McCann's | STANDARD SMALL 115V CARBONATOR W/       | VENTABLE ASSE 1022 CHECK VALVE      | EA | Carbonator          | <input type="checkbox"/>            |
|    | 43-6002-RCPS | 43-6002-RCPS | GIS ASSEMBLED KIT | McCann's | STANDARD SMALL 115V CARBONATOR W/       | VCV ASSE 1022, INCLUDING PUMP SAVER | EA | Carbonator          | <input type="checkbox"/>            |
|    | 45-3100      | 45-3100      |                   | McCann's | SODA FLOW CONTROL INLINE (OBS)          | SHOWS (12) IN STOCK.                | EA | PART                | <input type="checkbox"/>            |
|    | 91-4028      |              | 1006262           | McCann's | MOTOR, CARB, 1/3 HP 115V/220V DUAL VOLT | BALL BEARING, UNIVERSAL BASE        | EA | Motor               | <input checked="" type="checkbox"/> |
|  | 99-0028      | 99-0028      |                   | McCann's | MINI REGULATOR, AIR STATION (OBS)       | SHOWS (2) IN STOCK                  | EA | PART                | <input type="checkbox"/>            |
|  | 99-1089      | 99-1089      |                   | McCann's | N62267 BUNDLE TUBE STRIPER (OBS)        | SHOWS (8) IN STOCK.                 | EA | TOOL                | <input type="checkbox"/>            |
|  | 99-2001      | 99-2001      |                   | McCann's | BIB AIR STATION (FLOOR MOUNT VERSION)   |                                     | EA | Beverage Air Center | <input type="checkbox"/>            |
|  | 99-2201      | 99-2201      |                   | McCann's | BIB AIR STATION (WALL MOUNT VERSION)    |                                     | EA | Beverage Air Center | <input type="checkbox"/>            |





Non-Stocked, Lead Time

| Picture   | Vendor Item         | GIS Item            | Alternate Item | Vendor   | Item Description 01                 | Item Description 02                       | UM | Classification          | NS                                  |
|---|---------------------|---------------------|----------------|----------|-------------------------------------|---|----|-------------------------|-------------------------------------|
|    | 99-5509             | 99-5509             |                | McCann's | BRIX CUP 5:1<br>MCCANNS             |   | EA | Accessory<br>(Beverage) | <input type="checkbox"/>            |
|     | 99-9012             | 99-9012             |                | McCann's | BRIX CUP 5:1 &<br>5.5:1 MCCANNS     |   | EA | Accessory<br>(Beverage) | <input type="checkbox"/>            |
|     | 99-9414             | 99-9414             |                | McCann's | BRIX CUP 4.75/1-<br>5.25/1          | CUP, RATIO, NEW<br>GEN, 4.75/5.25:1       | EA | Accessory<br>(Beverage) | <input type="checkbox"/>            |
|    | 99-9425             | 99-9425             |                | McCann's | BRIX RATIO CUP,<br>N/S BK 5/1       | NEW STYLE BK S .<br>POINT TO CCP<br>23153 | EA | Accessory<br>(Beverage) | <input type="checkbox"/>            |
|    | 99-9439             |                     |                | McCann's | CUP, RATIO, HY,<br>5.00:1           |   | EA | Accessory<br>(Beverage) | <input checked="" type="checkbox"/> |
|     | E400397             | E400397             |                | McCann's | MCCANN'S FAST<br>FLOW<br>CARBONATOR | W/ ASSE 1022<br>DEVICE (BIG MAC)          | EA | Carbonator              | <input type="checkbox"/>            |
|    | E400397-<br>PSH2ORG | E400397-<br>PSH2ORG |                | McCann's | MCCANN FAST<br>FLOW<br>CARBONATOR   | W/ VCV, H2O REG<br>& PUMP SAVER           | EA | Carbonator              | <input type="checkbox"/>            |
|  | M400345             | M400345             |                | MGR      | FOOT PEDAL MGR<br>MINI BAGGER       |   | EA | PART                    | <input type="checkbox"/>            |
|   | PA CASE             | PA CASE             |                | Misco    | HEAVY DUTY CASE<br>FOR PA201        |   | EA | Accessory,<br>General   | <input type="checkbox"/>            |
|  | PA JACKET           | PA JACKET           |                | Misco    | RUBBER JACKET<br>FOR PA201 - GRAY   |   | EA | Accessory,<br>General   | <input type="checkbox"/>            |

Non-Stocked,  
Lead Time








| Picture   | Vendor Item        | GIS Item           | Alternate Item | Vendor               | Item Description 01                    | Item Description 02       | UM | Classification        | NS                       |
|---|--------------------|--------------------|----------------|----------------------|--|---------------------------|----|-----------------------|--------------------------|
|    | PA201              | PA201              |                | Misco                | DIGITAL<br>REFRACTOMETER,<br>PALM ABBE | HAND HELD 0 TO<br>56 BRIX | EA | TOOL                  | <input type="checkbox"/> |
|    | 10X10COKEDE<br>CAL | 10X10COKEDE<br>CAL |                | National<br>Beverage | 10 X 10 COKE DECAL                     |                           | EA | Decal                 | <input type="checkbox"/> |
|    | 11X71/2            | 11X71/2            |                | National<br>Beverage | 11" X 7 1/2" PEPSI<br>DECAL            |                           | EA | Decal                 | <input type="checkbox"/> |
|    | 12X12COKEDE<br>CAL | 12X12COKEDE<br>CAL |                | National<br>Beverage | 12 X 12 COKE DECAL                     |                           | EA | Decal                 | <input type="checkbox"/> |
|    | 77485              | 77485              | 777845         | National<br>Beverage | LINE LABEL CLIP,<br>BLUE               |                           | EA | Accessory,<br>General | <input type="checkbox"/> |
|    | 777845 BLACK       | 777845 BLACK       |                | National<br>Beverage | LINE LABEL CLIP,<br>BLACK              |                           | EA | Accessory,<br>General | <input type="checkbox"/> |
|   | CP011198           | CP011198           |                | National<br>Beverage | LINE LABEL, PEPSI<br>MAX               |                           | EA | Line Label            | <input type="checkbox"/> |
|  | CP011200           | CP011200           |                | National<br>Beverage | LINE LABEL, FTN,<br>PEPSI              |                           | EA | Line Label            | <input type="checkbox"/> |
|  | CP011201           | CP011201           |                | National<br>Beverage | LINE LABEL, FTN,<br>DIET PEPSI         |                           | EA | Line Label            | <input type="checkbox"/> |
|  | CP011202           | CP011202           |                | National<br>Beverage | LINE LABEL, FTN,<br>MOUNTAIN DEW       |                           | EA | Line Label            | <input type="checkbox"/> |

| Picture   | Vendor Item | GIS Item  | Alternate Item | Vendor            | Item Description 01                    | Item Description 02 | UM | Classification | NS                       |
|---|-------------|-----------|----------------|-------------------|--|---------------------|----|----------------|--------------------------|
|    | CP011202F   | CP011202F |                | National Beverage | LINE LABEL, MOUNTAIN DEW GOJI BERRY    |                     | EA | Line Label     | <input type="checkbox"/> |
|    | CP011203    | CP011203  |                | National Beverage | LINE LABEL, FTN, SIERRA MIST           |                     | EA | Line Label     | <input type="checkbox"/> |
|    | CP011204    | CP011204  |                | National Beverage | LINE LABEL, FTN, MUG ROOT BEER         |                     | EA | Line Label     | <input type="checkbox"/> |
|    | CP011205    | CP011205  |                | National Beverage | LINE LABEL, FTN, TROPICAL LEMONADE     |                     | EA | Line Label     | <input type="checkbox"/> |
|    | CP011206    | CP011206  |                | National Beverage | LINE LABEL, LIPTON RASP                |                     | EA | Line Label     | <input type="checkbox"/> |
|    | CP011207    | CP011207  |                | National Beverage | LINE LABEL, FTN, MOUNTAIN DEW CODE RED |                     | EA | Line Label     | <input type="checkbox"/> |
|   | CP011208    | CP011208  |                | National Beverage | LINE LABEL, FTN, PEPSI WILD CHERRY     |                     | EA | Line Label     | <input type="checkbox"/> |
|  | CP011210    | CP011210  |                | National Beverage | LINE LABEL, FTN, SOBE ENERGY           |                     | EA | Line Label     | <input type="checkbox"/> |
|  | CP011211    | CP011211  |                | National Beverage | LINE LABEL, FTN, DIET MOUNTAIN DEW     |                     | EA | Line Label     | <input type="checkbox"/> |
|  | CP011212    | CP011212  |                | National Beverage | LINE LABEL, FTN, SOBE LEAN             |                     | EA | Line Label     | <input type="checkbox"/> |











| Picture   | Vendor Item | GIS Item | Alternate Item | Vendor            | Item Description 01                     | Item Description 02 | UM | Classification | NS                       |
|---|-------------|----------|----------------|-------------------|---|---------------------|----|----------------|--------------------------|
|    | CP011214    | CP011214 |                | National Beverage | LINE LABEL, FTN, TROPICAL FRUIT         |                     | EA | Line Label     | <input type="checkbox"/> |
|    | CP011216    | CP011216 |                | National Beverage | LINE LABEL, LIPTON BRISK SWEET W/ LEMON |                     | EA | Line Label     | <input type="checkbox"/> |
|    | CP011217    | CP011217 |                | National Beverage | LINE LABEL, FTN, LIPTON BRISK PEACH     |                     | EA | Line Label     | <input type="checkbox"/> |
|    | CP011222    | CP011222 |                | National Beverage | LINE LABEL, FTN, GATORADE LEMON         |                     | EA | Line Label     | <input type="checkbox"/> |
|    | CP011223    | CP011223 |                | National Beverage | LINE LABEL, FTN, GATORADE FRUIT PUNCH   |                     | EA | Line Label     | <input type="checkbox"/> |
|    | CP011224    | CP011224 |                | National Beverage | LINE LABEL, FTN, GATORADE ORANGE        |                     | EA | Line Label     | <input type="checkbox"/> |
|   | CP011227    | CP011227 |                | National Beverage | LINE LABEL, TROPICAL LEMON SUGAR FREE   |                     | EA | Line Label     | <input type="checkbox"/> |
|  | CP011246    | CP011246 |                | National Beverage | LINE LABEL, FCB, MTN DEW BLUE RASPBERRY | RED AND WHITE       | EA | Line Label     | <input type="checkbox"/> |
|  | CP021013    | CP021013 |                | National Beverage | LINE LABEL, FANTA ORANGE                |                     | EA | Line Label     | <input type="checkbox"/> |
|  | CP021014    | CP021014 |                | National Beverage | LINE LABEL, FTN, FANTA STRAWBERRY KIWI  | BLACK AND WHITE     | EA | Line Label     | <input type="checkbox"/> |







| Picture   | Vendor Item | GIS Item  | Alternate Item | Vendor            | Item Description 01                        | Item Description 02 | UM | Classification | NS                       |
|---|-------------|-----------|----------------|-------------------|--|---------------------|----|----------------|--------------------------|
|    | CP021014B   | CP021014B |                | National Beverage | LINE LABEL, FCB, FANTA PINA COLADA         | RED AND WHITE       | EA | Line Label     | <input type="checkbox"/> |
|    | CP021015    | CP021015  |                | National Beverage | LINE LABEL, BARQ'S ROOT BEER               |                     | EA | Line Label     | <input type="checkbox"/> |
|    | CP021016    | CP021016  |                | National Beverage | LINE LABEL, FTN, CAFFEINE FREE DIET COKE   |                     | EA | Line Label     | <input type="checkbox"/> |
|    | CP021017    | CP021017  |                | National Beverage | LINE LABEL, FTN, CHERRY COKE               |                     | EA | Line Label     | <input type="checkbox"/> |
|    | CP021018    | CP021018  |                | National Beverage | LINE LABEL, FTN, COKE CLASSIC              |                     | EA | Line Label     | <input type="checkbox"/> |
|    | CP021019    | CP021019  |                | National Beverage | LINE LABEL, FTN, COKE ZERO                 |                     | EA | Line Label     | <input type="checkbox"/> |
|   | CP021020    | CP021020  |                | National Beverage | LINE LABEL, FTN, DIET COKE                 |                     | EA | Line Label     | <input type="checkbox"/> |
|  | CP021021    | CP021021  |                | National Beverage | LINE LABEL, FTN, FANTA STRAWBERRY          | BLACK AND WHITE     | EA | Line Label     | <input type="checkbox"/> |
|  | CP021021A   | CP021021A |                | National Beverage | LINE LABEL, FCB, BIB, FANTA BLUE RASPBERRY | RED AND WHITE       | EA | Line Label     | <input type="checkbox"/> |
|  | CP021021B   | CP021021B |                | National Beverage | LINE LABEL, FCB, BIB, FANTA WILD CHERRY    | RED AND WHITE       | EA | Line Label     | <input type="checkbox"/> |

| Picture   | Vendor Item | GIS Item  | Alternate Item | Vendor            | Item Description 01                 | Item Description 02 | UM | Classification | NS                       |
|---|-------------|-----------|----------------|-------------------|-------------------------------------|---------------------|----|----------------|--------------------------|
|    | CP021022    | CP021022  |                | National Beverage | LINE LABEL, FTN, HI-C PINK LEMONADE | BLACK AND WHITE     | EA | Line Label     | <input type="checkbox"/> |
|    | CP021023    | CP021023  |                | National Beverage | LINE LABEL, MINUTE MAID LEMONADE    |                     | EA | Line Label     | <input type="checkbox"/> |
|    | CP021024    | CP021024  |                | National Beverage | LINE LABEL, POWERADE MOUNTAIN BLAST |                     | EA | Line Label     | <input type="checkbox"/> |
|    | CP021025    | CP021025  |                | National Beverage | LINE LABEL, FTN, SPRITE LEMON LIME  |                     | EA | Line Label     | <input type="checkbox"/> |
|    | CP021026    | CP021026  |                | National Beverage | LINE LABEL, FTN, SPRITE ZERO        | BLACK AND WHITE     | EA | Line Label     | <input type="checkbox"/> |
|    | CP021027    | CP021027  |                | National Beverage | LINE LABEL, FTN, FANTA RED          |                     | EA | Line Label     | <input type="checkbox"/> |
|   | CP021028    | CP021028  |                | National Beverage | LINE LABEL, FCB, COKE               | RED AND WHITE       | EA | Line Label     | <input type="checkbox"/> |
|  | CP041100    | CP041100  |                | National Beverage | LINE LABEL, FTN, DR PEPPER          |                     | EA | Line Label     | <input type="checkbox"/> |
|  | CP041100A   | CP041100A |                | National Beverage | LINE LABEL, FUB, DR PEPPER          |                     | EA | Line Label     | <input type="checkbox"/> |
|  | CP041101    | CP041101  |                | National Beverage | LINE LABEL, FTN, DIET DR PEPPER     |                     | EA | Line Label     | <input type="checkbox"/> |

| Picture   | Vendor Item | GIS Item  | Alternate Item | Vendor            | Item Description 01                         | Item Description 02 | UM | Classification | NS                       |
|---|-------------|-----------|----------------|-------------------|---|---------------------|----|----------------|--------------------------|
|    | CP041102    | CP041102  |                | National Beverage | LINE LABEL, FTN, SUNKIST                    |                     | EA | Line Label     | <input type="checkbox"/> |
|    | CP041104    | CP041104  |                | National Beverage | LINE LABEL, FTN, 7 UP                       |                     | EA | Line Label     | <input type="checkbox"/> |
|    | CP041109    | CP041109  |                | National Beverage | LINE LABEL, FTN, CANADA DRY GINGER ALE      |                     | EA | Line Label     | <input type="checkbox"/> |
|    | CP041114    | CP041114  |                | National Beverage | LINE LABEL, FTN, ORANGE CRUSH               |                     | EA | Line Label     | <input type="checkbox"/> |
|    | CP051576    | CP051576  |                | National Beverage | LINE LABEL, FUB, JOLLY RANCHER GRAPE        | GREEN AND WHITE     | EA | Line Label     | <input type="checkbox"/> |
|    | CP051585    | CP051585  |                | National Beverage | LINE LABEL, FTN, CRYSTAL LITE RASPBERRY ICE | BLACK AND WHITE     | EA | Line Label     | <input type="checkbox"/> |
|   | CP051586    | CP051586  |                | National Beverage | LINE LABEL, FTN, CHERRY                     | BLACK AND WHITE     | EA | Line Label     | <input type="checkbox"/> |
|  | CP051588    | CP051588  |                | National Beverage | BLANK VALVE & LINE LABEL                    |                     | EA | Line Label     | <input type="checkbox"/> |
|  | CP051598    | CP051598  |                | National Beverage | LINE LABEL, BIB, PINEAPPLE                  |                     | EA | Line Label     | <input type="checkbox"/> |
|  | CP051604E   | CP051604E |                | National Beverage | LINE LABEL, BIB, LEMON                      |                     | EA | Line Label     | <input type="checkbox"/> |

| Picture   | Vendor Item | GIS Item  | Alternate Item | Vendor            | Item Description 01            | Item Description 02 | UM | Classification | NS                       |
|---|-------------|-----------|----------------|-------------------|--------------------------------|---------------------|----|----------------|--------------------------|
|    | CP051604F   | CP051604F |                | National Beverage | LINE LABEL, BIB, LIME          |                     | EA | Line Label     | <input type="checkbox"/> |
|    | CP051607    | CP051607  |                | National Beverage | LINE LABEL, ORANGE JUICE       |                     | EA | Line Label     | <input type="checkbox"/> |
|    | CP051611    | CP051611  |                | National Beverage | LINE LABEL, BIB, CRANBERRY     |                     | EA | Line Label     | <input type="checkbox"/> |
|    | CP051616    | CP051616  |                | National Beverage | LINE LABEL, CHERRY LIMEADE     |                     | EA | Line Label     | <input type="checkbox"/> |
|    | CP051616A   | CP051616A |                | National Beverage | LINE LABEL, VANILLA            |                     | EA | Line Label     | <input type="checkbox"/> |
|    | CP051620    | CP051620  |                | National Beverage | LINE LABEL, MANZINTA SOL       |                     | EA | Line Label     | <input type="checkbox"/> |
|   | CP051622    | CP051622  |                | National Beverage | LINE LABEL, BIB, SOUR          |                     | EA | Line Label     | <input type="checkbox"/> |
|  | CP051633    | CP051633  |                | National Beverage | LINE LABEL, RASBERRY, BIB      |                     | EA | Line Label     | <input type="checkbox"/> |
|  | CP051635    | CP051635  |                | National Beverage | LINE LABEL, ENERGY, BIB        |                     | EA | Line Label     | <input type="checkbox"/> |
|  | CP051637    | CP051637  |                | National Beverage | LINE LABEL, FTN, TEA SWEETENER | BLACK AND WHITE     | EA | Line Label     | <input type="checkbox"/> |

| Picture   | Vendor Item | GIS Item | Alternate Item | Vendor            | Item Description 01                | Item Description 02 | UM | Classification | NS                       |
|---|-------------|----------|----------------|-------------------|------------------------------------|---------------------|----|----------------|--------------------------|
|    | CP051638    | CP051638 |                | National Beverage | LINE LABEL, FCB, CHERRY LEMONADE   | RED AND WHITE       | EA | Line Label     | <input type="checkbox"/> |
|    | CP051639    | CP051639 |                | National Beverage | LINE LABEL, FCB, MELON MANGO       | RED AND WHITE       | EA | Line Label     | <input type="checkbox"/> |
|    | CP051640    | CP051640 |                | National Beverage | LINE LABEL, FCB, ORANGE CREAM      | RED AND WHITE       | EA | Line Label     | <input type="checkbox"/> |
|    | CP051641    | CP051641 |                | National Beverage | LINE LABEL, FCB, PINNAPPLE COCONUT | RED AND WHITE       | EA | Line Label     | <input type="checkbox"/> |
|    | CP051642    | CP051642 |                | National Beverage | LINE LABEL, FCB, VERY CHERRY       | RED AND WHITE       | EA | Line Label     | <input type="checkbox"/> |
|    | CP051649    | CP051649 |                | National Beverage | LINE LABEL, FCB, COLA              | RED AND WHITE       | EA | Line Label     | <input type="checkbox"/> |
|   | CP051650    | CP051650 |                | National Beverage | LINE LABEL, FCB, MOUNTAIN MIST     | RED AND WHITE       | EA | Line Label     | <input type="checkbox"/> |
|  | CP051651    | CP051651 |                | National Beverage | LINE LABEL, FCB, WATERMELON        | RED AND WHITE       | EA | Line Label     | <input type="checkbox"/> |
|  | CP051652    | CP051652 |                | National Beverage | LINE LABEL, FCB, BANANA            | RED AND WHITE       | EA | Line Label     | <input type="checkbox"/> |
|  | CP051653    | CP051653 |                | National Beverage | LINE LABEL, BLUE RASPBERRY         |                     | EA | Line Label     | <input type="checkbox"/> |

| Picture   | Vendor Item | GIS Item | Alternate Item | Vendor            | Item Description 01                  | Item Description 02 | UM | Classification | NS                       |
|---|-------------|----------|----------------|-------------------|--------------------------------------|---------------------|----|----------------|--------------------------|
|    | CP051654    | CP051654 |                | National Beverage | LINE LABEL, FCB, GREEN APPLE         | RED AND WHITE       | EA | Line Label     | <input type="checkbox"/> |
|    | CP051655    | CP051655 |                | National Beverage | LINE LABEL, FCB, CHERRY              | RED AND WHITE, BIB  | EA | Line Label     | <input type="checkbox"/> |
|    | CP051656    | CP051656 |                | National Beverage | LINE LABEL, FTN, MEGA ENERGY PUNCH   | BLACK AND WHITE     | EA | Line Label     | <input type="checkbox"/> |
|    | CP051657    | CP051657 |                | National Beverage | LINE LABEL, FTN, MEGA ENERGY BOLT    | BLACK AND WHITE     | EA | Line Label     | <input type="checkbox"/> |
|    | CP051658    | CP051658 |                | National Beverage | LINE LABEL, FTN, DIET CHERRY LIMEADE | BLACK AND WHITE     | EA | Line Label     | <input type="checkbox"/> |
|    | CP051659    | CP051659 |                | National Beverage | LINE LABEL, FTN, PINEAPPLE CREAM     | BLACK AND WHITE     | EA | Line Label     | <input type="checkbox"/> |
|   | CP051660    | CP051660 |                | National Beverage | LINE LABEL, FTN, MIXED BERRY         | BLACK AND WHITE     | EA | Line Label     | <input type="checkbox"/> |
|  | CP051661    | CP051661 |                | National Beverage | LINE LABEL, FTN, KICKING MANGO       | BLACK AND WHITE     | EA | Line Label     | <input type="checkbox"/> |
|  | CP051662    | CP051662 |                | National Beverage | LINE LABEL, FCB, ORANGE DREAMSICLE   | RED AND WHITE       | EA | Line Label     | <input type="checkbox"/> |
|  | CP051663    | CP051663 |                | National Beverage | LINE LABEL, BLOODY MARY              |                     | EA | Line Label     | <input type="checkbox"/> |


| Picture   | Vendor Item | GIS Item  | Alternate Item | Vendor            | Item Description 01                       | Item Description 02 | UM | Classification | NS                       |
|---|-------------|-----------|----------------|-------------------|---|---------------------|----|----------------|--------------------------|
|    | CP051667    | CP051667  |                | National Beverage | LINE LABEL, FUB, RASPBERRY LEMONADE       | GREEN AND WHITE     | EA | Line Label     | <input type="checkbox"/> |
|    | CP051668    | CP051668  |                | National Beverage | LINE LABEL, FUB, LEMONADE                 | GREEN AND WHITE     | EA | Line Label     | <input type="checkbox"/> |
|    | CP051669    | CP051669  |                | National Beverage | LINE LABEL, FUB, HIBISCUS                 | GREEN AND WHITE     | EA | Line Label     | <input type="checkbox"/> |
|    | CP051669A   | CP051669A |                | National Beverage | LINE LABEL, FUB, BLUE RASPBERRY           | GREEN AND WHITE     | EA | Line Label     | <input type="checkbox"/> |
|    | CP051669B   | CP051669B |                | National Beverage | LINE LABEL, FUB, JOLLY RANCHER WATERMELON | GREEN AND WHITE     | EA | Line Label     | <input type="checkbox"/> |
|    | CP051669C   | CP051669C |                | National Beverage | LINE LABEL, FUB, JOLLY RANCHER SOUR APPLE | GREEN AND WHITE     | EA | Line Label     | <input type="checkbox"/> |
|   | CP051669D   | CP051669D |                | National Beverage | LINE LABEL, FUB, MANGO                    | GREEN AND WHITE     | EA | Line Label     | <input type="checkbox"/> |
|  | CP051669E   | CP051669E |                | National Beverage | LINE LABEL, FUB, STRAWBERRY LEMONADE      | GREEN AND WHITE     | EA | Line Label     | <input type="checkbox"/> |
|  | CP051669F   | CP051669F |                | National Beverage | LINE LABEL, FUB, STRAWBERRY BANANA        | GREEN AND WHITE     | EA | Line Label     | <input type="checkbox"/> |
|  | CP051670    | CP051670  |                | National Beverage | LINE LABEL, FUB, SWEET TEA                | GREEN AND WHITE     | EA | Line Label     | <input type="checkbox"/> |











| Picture   | Vendor Item | GIS Item   | Alternate Item | Vendor            | Item Description 01                     | Item Description 02 | UM | Classification | NS                       |
|---|-------------|------------|----------------|-------------------|---|---------------------|----|----------------|--------------------------|
|    | CP051670A   | CP051670A  |                | National Beverage | LINE LABEL, FUB, PEACH TEA              | GREEN AND WHITE     | EA | Line Label     | <input type="checkbox"/> |
|    | CP051670B   | CP051670B  |                | National Beverage | LINE LABEL, FUB, RASPBERRY TEA          | GREEN AND WHITE     | EA | Line Label     | <input type="checkbox"/> |
|    | CP051671    | CP051671   |                | National Beverage | LINE LABEL, FUB, ARIZONA GREEN TEA      | GREEN AND WHITE     | EA | Line Label     | <input type="checkbox"/> |
|    | CP051672    | CP051672   |                | National Beverage | LINE LABEL, FUB, ARIZONA ARNOLD PALMER  | GREEN AND WHITE     | EA | Line Label     | <input type="checkbox"/> |
|    | CP051672A   | CP051672A  |                | National Beverage | LINE LABEL, ARN PALMER HALF & HALF, BIB |                     | EA | Line Label     | <input type="checkbox"/> |
|    | CP051673    | CP051673   |                | National Beverage | LINE LABEL, FUB, APPLE JUICE            | GREEN AND WHITE     | EA | Line Label     | <input type="checkbox"/> |
|   | CP051674    | CP051674   |                | National Beverage | LINE LABEL, FUB, FRUIT PUNCH            | GREEN AND WHITE     | EA | Line Label     | <input type="checkbox"/> |
|  | CP051675    | CP051675   |                | National Beverage | LINE LABEL, FTN, CITRUS ENERGY          | BLACK AND WHITE     | EA | Line Label     | <input type="checkbox"/> |
|  | CP051675HA  | CP051675HA |                | National Beverage | LINE LABEL, FTN, GOLDEN BEAR STRAWBERRY | BLACK AND WHITE     | EA | Line Label     | <input type="checkbox"/> |
|  | CP051675V   | CP051675V  |                | National Beverage | LINE LABEL, FTN, VITAMIN XXX            | BLACK AND WHITE     | EA | Line Label     | <input type="checkbox"/> |























| Picture   | Vendor Item | GIS Item  | Alternate Item | Vendor            | Item Description 01                    | Item Description 02 | UM | Classification | NS                       |
|---|-------------|-----------|----------------|-------------------|--|---------------------|----|----------------|--------------------------|
|    | CP051675W   | CP051675W |                | National Beverage | LINE LABEL, FTN, VITAMIN ZERO SQUEEZE  | BLACK AND WHITE     | EA | Line Label     | <input type="checkbox"/> |
|    | CP051675X   | CP051675X |                | National Beverage | LINE LABEL, FTN, LEFT HOOK MANGO       | BLACK AND WHITE     | EA | Line Label     | <input type="checkbox"/> |
|    | CP051675Y   | CP051675Y |                | National Beverage | LINE LABEL, FTN, LEFT HOOK CHERRY LIME | BLACK AND WHITE     | EA | Line Label     | <input type="checkbox"/> |
|    | CP051676    | CP051676  |                | National Beverage | LINE LABEL, FTN, MIXED BERRY ENERGY    | BLACK AND WHITE     | EA | Line Label     | <input type="checkbox"/> |
|    | CP051677    | CP051677  |                | National Beverage | LINE LABEL, FTN, BIG RED               | BLACK AND WHITE     | EA | Line Label     | <input type="checkbox"/> |
|    | CP051678    | CP051678  |                | National Beverage | LINE LABEL, FCB, DIET COLA             | RED AND WHITE       | EA | Line Label     | <input type="checkbox"/> |
|   | CP051679    | CP051679  |                | National Beverage | LINE LABEL, FCB, MOUNTAIN DEW          | RED AND WHITE       | EA | Line Label     | <input type="checkbox"/> |
|  | CP051680    | CP051680  |                | National Beverage | LINE LABEL, FCB, SOUR GRAPE            | RED AND WHITE       | EA | Line Label     | <input type="checkbox"/> |
|  | CP051681    | CP051681  |                | National Beverage | LINE LABEL, FCB, CHERRY LIMEADE        | RED AND WHITE       | EA | Line Label     | <input type="checkbox"/> |
|  | CP051682    | CP051682  |                | National Beverage | LINE LABEL, FCB, DT SNOW               | RED AND WHITE       | EA | Line Label     | <input type="checkbox"/> |







| Picture   | Vendor Item | GIS Item | Alternate Item | Vendor            | Item Description 01                  | Item Description 02 | UM | Classification | NS                       |
|---|-------------|----------|----------------|-------------------|--------------------------------------|---------------------|----|----------------|--------------------------|
|    | CP051683    | CP051683 |                | National Beverage | LINE LABEL, FCB, COTTON CANDY        | RED AND WHITE       | EA | Line Label     | <input type="checkbox"/> |
|    | CP051684    | CP051684 |                | National Beverage | LINE LABEL, FCB, BUBBLE GUM          | RED AND WHITE       | EA | Line Label     | <input type="checkbox"/> |
|    | CP051685    | CP051685 |                | National Beverage | LINE LABEL, GRANITA, CHERRY          | ORANGE AND WHITE    | EA | Line Label     | <input type="checkbox"/> |
|    | CP051686    | CP051686 |                | National Beverage | LINE LABEL, GRANITA, BLUE RASPBERRY  | ORANGE AND WHITE    | EA | Line Label     | <input type="checkbox"/> |
|    | CP051687    | CP051687 |                | National Beverage | LINE LABEL, GRANITA, LEMONADE        | ORANGE AND WHITE    | EA | Line Label     | <input type="checkbox"/> |
|    | CP051688    | CP051688 |                | National Beverage | LINE LABEL, GRANITA, GINGER LEMONADE | ORANGE AND WHITE    | EA | Line Label     | <input type="checkbox"/> |
|   | CP051689    | CP051689 |                | National Beverage | LINE LABEL, GRANITA, SWEET TEA       | ORANGE AND WHITE    | EA | Line Label     | <input type="checkbox"/> |
|  | CP051690    | CP051690 |                | National Beverage | LINE LABEL, GRANITA, ORANGE CREAM    | ORANGE AND WHITE    | EA | Line Label     | <input type="checkbox"/> |
|  | CP051691    | CP051691 |                | National Beverage | LINE LABEL, GRANITA, MOCHA           | ORANGE AND WHITE    | EA | Line Label     | <input type="checkbox"/> |
|  | CP051692    | CP051692 |                | National Beverage | LINE LABEL, GRANITA, CAPPUCCINO      | ORANGE AND WHITE    | EA | Line Label     | <input type="checkbox"/> |











| Picture   | Vendor Item           | GIS Item              | Alternate Item | Vendor            | Item Description 01            | Item Description 02 | UM | Classification | NS                       |
|---|-----------------------|-----------------------|----------------|-------------------|--------------------------------|---------------------|----|----------------|--------------------------|
|    | CP051693              | CP051693              |                | National Beverage | LINE LABEL, GRANITA, HORCHATTA | ORANGE AND WHITE    | EA | Line Label     | <input type="checkbox"/> |
|    | CP051694              | CP051694              |                | National Beverage | LINE LABEL, GRANITA, PEACH     | ORANGE AND WHITE    | EA | Line Label     | <input type="checkbox"/> |
|    | CP051695              | CP051695              |                | National Beverage | LINE LABEL, FCB, CITRUS BERRY  | RED AND WHITE       | EA | Line Label     | <input type="checkbox"/> |
|    | CP051695A             | CP051695A             |                | National Beverage | LINE LABEL, FCB, DIET COLA     | RED AND WHITE       | EA | Line Label     | <input type="checkbox"/> |
|    | CP051695B             | CP051695B             |                | National Beverage | LINE LABEL, FCB, ENERGY        | RED AND WHITE       | EA | Line Label     | <input type="checkbox"/> |
|    | CP071001              | CP071001              |                | National Beverage | LINE LABEL, HAWAIIAN PUNCH     |                     | EA | Line Label     | <input type="checkbox"/> |
|   | CP111000              | 111000                |                | National Beverage | LINE LABEL, BIG RED            |                     | EA | Line Label     | <input type="checkbox"/> |
|  | CP111000              | CP111000              |                | National Beverage | LINE LABEL, BIG RED            |                     | EA | Line Label     | <input type="checkbox"/> |
|  | F-18-7UP              | F-18-7UP              |                | National Beverage | 7-UP DECAL                     |                     | EA | Decal          | <input type="checkbox"/> |
|  | F-18-CAFFEINEFREE TAB | F-18-CAFFEINEFREE TAB |                | National Beverage | CAFFEINE FREE TAB DECAL        |                     | EA | Decal          | <input type="checkbox"/> |

| Picture   | Vendor Item          | GIS Item             | Alternate Item | Vendor            | Item Description 01     | Item Description 02 | UM | Classification | NS                       |
|---|----------------------|----------------------|----------------|-------------------|-------------------------|---------------------|----|----------------|--------------------------|
|    | F-18-CAFFREEDIETCOKE | F-18-CAFFREEDIETCOKE |                | National Beverage | CAFFEINE FREE DIET COKE |                     | EA | Decal          | <input type="checkbox"/> |
|    | F-18-COCACOLACLASSIC | F-18-COCACOLACLASSIC |                | National Beverage | COCA COLA CLASSIC DECAL |                     | EA | Decal          | <input type="checkbox"/> |
|    | F-18-DIETCOCOLA      | F-18-DIETCOCOLA      |                | National Beverage | DIET COCA COLA DECAL    |                     | EA | Decal          | <input type="checkbox"/> |
|    | F-18-DIETPEPSI       | F-18-DIETPEPSI       |                | National Beverage | DIET PEPSI DECAL        |                     | EA | Decal          | <input type="checkbox"/> |
|    | F-18-DIETSPRITE      | F-18-DIETSPRITE      |                | National Beverage | DIET SPRITE DECAL       |                     | EA | Decal          | <input type="checkbox"/> |
|    | F-18-DRPEPPER        | F-18-DRPEPPER        |                | National Beverage | DR PEPPER DECAL         |                     | EA | Decal          | <input type="checkbox"/> |
|   | F-18-FANTAGRAPE      | F-18-FANTAGRAPE      |                | National Beverage | FANTA GRAPE DECAL       |                     | EA | Decal          | <input type="checkbox"/> |
|  | F-18-FANTAORANGE     | F-18-FANTAORANGE     |                | National Beverage | FANTA ORANGE DECAL      |                     | EA | Decal          | <input type="checkbox"/> |
|  | F-18-FANTAROOTBEER   | F-18-FANTAROOTBEER   |                | National Beverage | FANTA ROOT BEER DECAL   |                     | EA | Decal          | <input type="checkbox"/> |
|  | F-18-FRESCA          | F-18-FRESCA          |                | National Beverage | FRESCA DECAL            |                     | EA | Decal          | <input type="checkbox"/> |











| Picture   | Vendor Item           | GIS Item              | Alternate Item | Vendor            | Item Description 01      | Item Description 02 | UM | Classification | NS                       |
|---|-----------------------|-----------------------|----------------|-------------------|--------------------------|---------------------|----|----------------|--------------------------|
|    | F-18-MINUTEMAID ORANG | F-18-MINUTEMAID ORANG |                | National Beverage | MINUTE MAID ORANGE DECAL |                     | EA | Decal          | <input type="checkbox"/> |
|    | F-18-MTDEW            | F-18-MTDEW            |                | National Beverage | MT DEW DECAL             |                     | EA | Decal          | <input type="checkbox"/> |
|    | F-18-NEWCOCACOLA      | F-18-NEWCOCACOLA      |                | National Beverage | NEW COCA COLA DECAL      |                     | EA | Decal          | <input type="checkbox"/> |
|    | F-18-ORANGE           | F-18-ORANGE           |                | National Beverage | GENERIC ORANGE DECAL     |                     | EA | Decal          | <input type="checkbox"/> |
|    | F-18-PEPSI            | F-18-PEPSI            |                | National Beverage | PEPSI DECAL              |                     | EA | Decal          | <input type="checkbox"/> |
|    | F-18-SPRITE           | F-18-SPRITE           |                | National Beverage | SPRITE DECAL             |                     | EA | Decal          | <input type="checkbox"/> |
|   | F-18-SUGARFREEM RPIBB | F-18-SUGARFREEM RPIBB |                | National Beverage | SUGAR FREE MR PIBB DECAL |                     | EA | Decal          | <input type="checkbox"/> |
|  | F-18-SUNKIST          | F-18-SUNKIST          |                | National Beverage | SUNKIST DECAL            |                     | EA | Decal          | <input type="checkbox"/> |
|  | F-18-TAB              | F-18-TAB              |                | National Beverage | TAB DECAL                |                     | EA | Decal          | <input type="checkbox"/> |
|  | F-35-CHERRYCOKE       | F-35-CHERRYCOKE       |                | National Beverage | CHERRY COCA COLA DECAL   |                     | EA | Decal          | <input type="checkbox"/> |











| Picture   | Vendor Item      | GIS Item         | Alternate Item | Vendor            | Item Description 01     | Item Description 02 | UM | Classification | NS                       |
|---|------------------|------------------|----------------|-------------------|-------------------------|---------------------|----|----------------|--------------------------|
|    | F-35-CLASSICCOKE | F-35-CLASSICCOKE |                | National Beverage | CLASSIC COCA COLA DECAL |                     | EA | Decal          | <input type="checkbox"/> |
|    | F-35-DIETCOKE    | F-35-DIETCOKE    |                | National Beverage | DIET COCA COLA DECAL    |                     | EA | Decal          | <input type="checkbox"/> |
|    | F-35-DRPEPPER    | F-35-DRPEPPER    |                | National Beverage | DR PEPPER DECAL         |                     | EA | Decal          | <input type="checkbox"/> |
|    | F-35-MRPIBB      | F-35-MRPIBB      |                | National Beverage | MR.PIBB DECAL           |                     | EA | Decal          | <input type="checkbox"/> |
|    | F-35-SPRITE      | F-35-SPRITE      |                | National Beverage | SPRITE DECAL            |                     | EA | Decal          | <input type="checkbox"/> |
|    | F-5-7-UP         | F-5-7UP          |                | National Beverage | TRAP 7-UP DECAL         |                     | EA | Decal          | <input type="checkbox"/> |
|   | F-5-CLASSICCOKE  | F-5-CLASSICCOKE  |                | National Beverage | TRAP COKE DECAL         |                     | EA | Decal          | <input type="checkbox"/> |
|  | F-5-DIETCOKE     | F-5-DIETCOKE     |                | National Beverage | TRAP DIET COKE DECAL    |                     | EA | Decal          | <input type="checkbox"/> |
|  | F-5-DRPEPPER     | F-5-DRPEPPER     |                | National Beverage | TRAP DR PEPPER DECAL    |                     | EA | Decal          | <input type="checkbox"/> |
|  | F-5-ORANGE       | F-5-ORANGE       |                | National Beverage | TRAP ORANGE DECAL       |                     | EA | Decal          | <input type="checkbox"/> |











| Picture   | Vendor Item     | GIS Item        | Alternate Item | Vendor            | Item Description 01     | Item Description 02 | UM | Classification | NS                       |
|---|-----------------|-----------------|----------------|-------------------|-------------------------|---------------------|----|----------------|--------------------------|
|    | F-5-SPRITE      | F-5-SPRITE      |                | National Beverage | TRAP SPRITE DECAL       |                     | EA | Decal          | <input type="checkbox"/> |
|    | F-6-DRPEPPER    | F-6-DRPEPPER    |                | National Beverage | DR PEPPER DECAL         |                     | EA | Decal          | <input type="checkbox"/> |
|    | F-7-7UP         | F-7-7UP         |                | National Beverage | 7-UP DECAL              |                     | EA | Decal          | <input type="checkbox"/> |
|    | F-7-CLASSICCOKE | F-7-CLASSICCOKE |                | National Beverage | CLASSIC COCA COLA DECAL |                     | EA | Decal          | <input type="checkbox"/> |
|    | F-7-DIETCOKE    | F-7-DIETCOKE    |                | National Beverage | DIET COKE DECAL         |                     | EA | Decal          | <input type="checkbox"/> |
|    | F-7-DIETPEPSI   | F-7-DIETPEPSI   |                | National Beverage | DIET PEPSI DECAL        |                     | EA | Decal          | <input type="checkbox"/> |
|   | F-7-DRPEPPER    | F-7DRPEPPER     |                | National Beverage | DR PEPPER DECAL         |                     | EA | Decal          | <input type="checkbox"/> |
|  | F-7-MTDEW       | F-7MTDEW        |                | National Beverage | MT DEW DECAL            |                     | EA | Decal          | <input type="checkbox"/> |
|  | F-7-ORANGE      | F-7-ORANGE      |                | National Beverage | ORANGE DECAL            |                     | EA | Decal          | <input type="checkbox"/> |
|  | F-7-PEPSI       | F-7-PEPSI       |                | National Beverage | PEPSI DECAL             |                     | EA | Decal          | <input type="checkbox"/> |











| Picture   | Vendor Item              | GIS Item                 | Alternate Item | Vendor            | Item Description 01                  | Item Description 02 | UM | Classification | NS                       |
|---|--------------------------|--------------------------|----------------|-------------------|--------------------------------------|---------------------|----|----------------|--------------------------|
|    | F-7-SPRITE               | F-7-SPRITE               |                | National Beverage | SPRITE DECAL                         |                     | EA | Decal          | <input type="checkbox"/> |
|    | F-7-SUNKIST              | F-7-SUNKIST              |                | National Beverage | SUNKIST DECAL                        |                     | EA | Decal          | <input type="checkbox"/> |
|    | LM-DIET7UP               | LM-DIET7UP               |                | National Beverage | DIET 7UP<br>LINEMARKER               |                     | EA | Line Label     | <input type="checkbox"/> |
|    | LM-DIETRITCOLA           | LM-DIETRITCOLA           |                | National Beverage | DIET RITE LINE<br>MARKER             |                     | EA | Line Label     | <input type="checkbox"/> |
|    | LM-DIETRITETANG<br>ERINE | LM-DIETRITETANG<br>ERINE |                | National Beverage | DIET RITE<br>TANGERINE<br>LINEMARKER |                     | EA | Line Label     | <input type="checkbox"/> |
|    | LM-GINGERALE             | LM-GINGERALE             |                | National Beverage | GINGERALE<br>LINEMARKER              |                     | EA | Line Label     | <input type="checkbox"/> |
|   | LM-LIPTONBRISKL<br>EMONA | LM-LIPTONBRISKL<br>EMONA |                | National Beverage | LIPTON BRISK<br>LEMON<br>LINEMARKER  |                     | EA | Line Label     | <input type="checkbox"/> |
|  | LM-SQUIRT                | LM-SQUIRT                |                | National Beverage | SQUIRT LINE<br>MARKER                |                     | EA | Line Label     | <input type="checkbox"/> |
|  | LM-WELCHESGRA<br>PE      | LM-WELCHESGRA<br>PE      |                | National Beverage | WELCHES GRAPE<br>LINEMARKER          |                     | EA | Line Label     | <input type="checkbox"/> |
|  | NBS 67-DIET<br>PEPSI     | NBS-67-<br>DIETPEPSI     |                | National Beverage | DIET PEPSI DECAL                     |                     | EA | Decal          | <input type="checkbox"/> |























| Picture   | Vendor Item           | GIS Item              | Alternate Item | Vendor            | Item Description 01           | Item Description 02 | UM | Classification | NS                       |
|---|-----------------------|-----------------------|----------------|-------------------|-------------------------------|---------------------|----|----------------|--------------------------|
|    | NBS-01-DRPEPPER       | NBS-1-DRPEPPER        |                | National Beverage | DR PEPPER DECAL               |                     | EA | Decal          | <input type="checkbox"/> |
|    | NBS-55-7UP            | F-34-7UP              |                | National Beverage | 7-UP DECAL                    |                     | EA | Decal          | <input type="checkbox"/> |
|    | NBS-55-CAFFEINEFREE C | F-34-CAFFEINEFREE COK |                | National Beverage | CAFFEINE FREE COCA COLA DECAL |                     | EA | Decal          | <input type="checkbox"/> |
|    | NBS-55-COUNTRYTIME    | F-34-COUNTRYTIME      |                | National Beverage | COUNTRY TIME LEMONADE DECAL   |                     | EA | Decal          | <input type="checkbox"/> |
|    | NBS-55-DIET7UP        | F-34-DIET7UP          |                | National Beverage | DIET 7-UP                     |                     | EA | Decal          | <input type="checkbox"/> |
|    | NBS-55-DIETDRPEPPER   | F-34-DIETDRPEPPER     |                | National Beverage | DIET DR PEPPER                |                     | EA | Decal          | <input type="checkbox"/> |
|   | NBS-55-DIETMTDEW      | F-34-DIETMTDEW        |                | National Beverage | DIET MOUNTAIN DEW DECAL       |                     | EA | Decal          | <input type="checkbox"/> |
|  | NBS-55-DIETPEPSI      | F-34-DIETPEPSI        |                | National Beverage | DIET PEPSI DECAL              |                     | EA | Decal          | <input type="checkbox"/> |
|  | NBS-55-DRPEPPER       | F-34-DRPEPPER         |                | National Beverage | DR PEPPER DECAL               |                     | EA | Decal          | <input type="checkbox"/> |
|  | NBS-55-FRUITPUNCH     | F-34-FRUITPUNCH       |                | National Beverage | FRUIT PUNCH DECAL             |                     | EA | Decal          | <input type="checkbox"/> |











| Picture   | Vendor Item          | GIS Item           | Alternate Item | Vendor            | Item Description 01   | Item Description 02 | UM | Classification | NS                       |
|---|----------------------|--------------------|----------------|-------------------|-----------------------|---------------------|----|----------------|--------------------------|
|    | NBS-55-LEMONADE      | F-34-LEMONADE      |                | National Beverage | LEMONADE DECAL        |                     | EA | Decal          | <input type="checkbox"/> |
|    | NBS-55-MRPIBB        | F-34-MRPIBB        |                | National Beverage | MR.PIBB DECAL         |                     | EA | Decal          | <input type="checkbox"/> |
|    | NBS-55-MTDEW         | F-34-MTDEW         |                | National Beverage | MOUNTAIN DEW DECAL    |                     | EA | Decal          | <input type="checkbox"/> |
|    | NBS-55-PEPSI         | F-34-PEPSI         |                | National Beverage | PEPSI DECAL           |                     | EA | Decal          | <input type="checkbox"/> |
|    | NBS-55-ROOTBEER      | F-34-ROOTBEER      |                | National Beverage | ROOT BEER DECAL       |                     | EA | Decal          | <input type="checkbox"/> |
|    | NBS-55-SUNKIST       | F-34-SUNKIST       |                | National Beverage | SUNKIST DECAL         |                     | EA | Decal          | <input type="checkbox"/> |
|   | NBS-55-SUNKISTORANGE | F-34-SUNKISTORANGE |                | National Beverage | SUNKIST ORANGE DECAL  |                     | EA | Decal          | <input type="checkbox"/> |
|  | NBS-55-TEA           | F-34-TEA           |                | National Beverage | TEA DECAL             |                     | EA | Decal          | <input type="checkbox"/> |
|  | NBS-55-UNSWEETTEA    | F-34-UNSWEETTEA    |                | National Beverage | UNSWEETENED TEA DECAL |                     | EA | Decal          | <input type="checkbox"/> |
|  | NBS-55-WATER         | F-34-WATER         |                | National Beverage | SABRE WATER DECAL     |                     | EA | Decal          | <input type="checkbox"/> |









| Picture   | Vendor Item            | GIS Item              | Alternate Item | Vendor            | Item Description 01         | Item Description 02 | UM | Classification | NS                       |
|---|------------------------|-----------------------|----------------|-------------------|-----------------------------|---------------------|----|----------------|--------------------------|
|    | NBS-56-7UP             | F-14-7UP              |                | National Beverage | 7-UP DECAL                  |                     | EA | Decal          | <input type="checkbox"/> |
|    | NBS-56-APPLEJUICE      | F-14-APPLEJUICE       |                | National Beverage | APPLE JUICE DECAL           |                     | EA | Decal          | <input type="checkbox"/> |
|    | NBS-56-COCACOLA CLASS  | F-14-COCACOLA CLASSIC |                | National Beverage | COCA COLA CLASSIC DECAL     |                     | EA | Decal          | <input type="checkbox"/> |
|    | NBS-56-COUNTRYTIME     | F-14-COUNTRYTIME      |                | National Beverage | COUNTRY TIME LEMONADE DECAL |                     | EA | Decal          | <input type="checkbox"/> |
|    | NBS-56-DIETCOCOLA      | F-14-DIETCOCOLA       |                | National Beverage | DIET COCA COLA DECAL        |                     | EA | Decal          | <input type="checkbox"/> |
|    | NBS-56-DIETPEPSI       | F-14-DIETPEPSI        |                | National Beverage | DIET PEPSI DECAL            |                     | EA | Decal          | <input type="checkbox"/> |
|   | NBS-56-DRPEPPER        | F-14-DRPEPPER         |                | National Beverage | DR PEPPER DECAL             |                     | EA | Decal          | <input type="checkbox"/> |
|  | NBS-56-GRAPEFRUITJUICE | F-14-GRAPEFRUITJUICE  |                | National Beverage | GRAPEFRUIT JUICE DECAL      |                     | EA | Decal          | <input type="checkbox"/> |
|  | NBS-56-GRAPEJUICE      | F-14-GRAPEJUICE       |                | National Beverage | GRAPE JUICE DECAL           |                     | EA | Decal          | <input type="checkbox"/> |
|  | NBS-56-HICORANGE       | F-20-HICORANGE        |                | National Beverage | HI-C ORANGE DECAL           |                     | EA | Decal          | <input type="checkbox"/> |

| Picture   | Vendor Item           | GIS Item              | Alternate Item | Vendor            | Item Description 01        | Item Description 02 | UM | Classification | NS                       |
|---|-----------------------|-----------------------|----------------|-------------------|----------------------------|---------------------|----|----------------|--------------------------|
|    | NBS-56-ICEDTEA        | F-14-ICEDTEA          |                | National Beverage | ICED TEA DECAL             |                     | EA | Decal          | <input type="checkbox"/> |
|    | NBS-56-MAXHOUSES WTEA | F-14-MAXHOUSES WTEA   |                | National Beverage | MAXWELL HOUSE SWEET TEA    |                     | EA | Decal          | <input type="checkbox"/> |
|    | NBS-56-MAXHOUSEU NSET | F-14-MAXHOUSEU NSETEA |                | National Beverage | MAXWELL HOUSE UNSWEET TEA  |                     | EA | Decal          | <input type="checkbox"/> |
|    | NBS-56-MTDEW          | F-14-MTDEW            |                | National Beverage | MT DEW DECAL               |                     | EA | Decal          | <input type="checkbox"/> |
|    | NBS-56-ORANGEJUICE    | F-14-ORANGEJUICE      |                | National Beverage | ORANGE JUICE DECAL         |                     | EA | Decal          | <input type="checkbox"/> |
|    | NBS-56-PEPSI          | F-14-PEPSI            |                | National Beverage | PEPSI DECAL                |                     | EA | Decal          | <input type="checkbox"/> |
|   | NBS-56-PRESWEETEA BR  | F-14-PRESWEETEA BREE  |                | National Beverage | PRE-SWEET TEA BREEZE DECAL |                     | EA | Decal          | <input type="checkbox"/> |
|  | NBS-56-SPRITE         | F-14-SPRITE           |                | National Beverage | SPRITE DECAL               |                     | EA | Decal          | <input type="checkbox"/> |
|  | NBS-56-SUNKIST        | F-14-SUNKIST          |                | National Beverage | SUNKIST DECAL              |                     | EA | Decal          | <input type="checkbox"/> |
|  | NBS-56-SWEETENEDT EA  | F-14-SWEETENEDT EA    |                | National Beverage | SWEETENED TEA DECAL        |                     | EA | Decal          | <input type="checkbox"/> |











| Picture   | Vendor Item            | GIS Item             | Alternate Item | Vendor            | Item Description 01           | Item Description 02 | UM | Classification | NS                       |
|---|------------------------|----------------------|----------------|-------------------|-------------------------------|---------------------|----|----------------|--------------------------|
|    | NBS-56-TEABREEZE       | F-14-TEABREEZE       |                | National Beverage | PLAIN TEA BREEZE DECAL        |                     | EA | Decal          | <input type="checkbox"/> |
|    | NBS-56-TROPICALPUNCH   | F-14-TROPICALPUNCH   |                | National Beverage | TROPICAL PUNCH DECAL          |                     | EA | Decal          | <input type="checkbox"/> |
|    | NBS-56-UNSWEETENEDTEA  | F-14-UNSWEETENEDTEA  |                | National Beverage | UNSWEETENED TEA DECAL         |                     | EA | Decal          | <input type="checkbox"/> |
|    | NBS-56-WATER           | F-14-WATER           |                | National Beverage | WATER DECAL                   |                     | EA | Decal          | <input type="checkbox"/> |
|    | NBS-57-HICFRUITPUNCH   | F-18-HICFRUITPUNCH   |                | National Beverage | HI-C FRUIT PUNCH DECAL        |                     | EA | Decal          | <input type="checkbox"/> |
|   | NBS-57-HICPINKLEMONADE | F-18-HICPINKLEMONADE |                | National Beverage | HI C PINK LEMONADE DECAL      |                     | EA | Decal          | <input type="checkbox"/> |
|  | NBS-57-MRPIBB          | F-18-MRPIBB          |                | National Beverage | MR PIBB DECAL                 |                     | EA | Decal          | <input type="checkbox"/> |
|  | NBS-57-NESTEASWEET     | F-18-NESTEASWEET     |                | National Beverage | NESTEA SOUTHERN STYLE SWEET   |                     | EA | Decal          | <input type="checkbox"/> |
|  | NBS-57-NESTEASWEET     | F-18-NESTEASWEET     |                | National Beverage | NESTEA SOUTHERN STYLE UNSWEET |                     | EA | Decal          | <input type="checkbox"/> |
|  | NBS-57-STRAWBERRY      | F-18-STRAWBERRY      |                | National Beverage | STRAWBERRY DECAL              |                     | EA | Decal          | <input type="checkbox"/> |











| Picture   | Vendor Item           | GIS Item              | Alternate Item | Vendor            | Item Description 01     | Item Description 02 | UM | Classification | NS                       |
|---|-----------------------|-----------------------|----------------|-------------------|-------------------------|---------------------|----|----------------|--------------------------|
|    | NBS-59-7UP            | F-20-7UP              |                | National Beverage | 7-UP DECAL              |                     | EA | Decal          | <input type="checkbox"/> |
|    | NBS-59-CAFFEINFREET A | F-20-CAFFEINEFREE TAB |                | National Beverage | CAFFEINE FREE TAB DECAL |                     | EA | Decal          | <input type="checkbox"/> |
|    | NBS-59-CAFFREEDIETC O | F-20-CAFFREEDIETC OKE |                | National Beverage | CAFFEINE FREE DIET COKE |                     | EA | Decal          | <input type="checkbox"/> |
|    | NBS-59-CHERRYCOKE     | F-20-CHERRYCOKE       |                | National Beverage | CHERRY COCA COLA DECAL  |                     | EA | Decal          | <input type="checkbox"/> |
|    | NBS-59-CLASSICCOKE    | F-20-CLASSICCOKE      |                | National Beverage | CLASSIC COCA COLA DECAL |                     | EA | Decal          | <input type="checkbox"/> |
|    | NBS-59-DIET7UP        | F-20-DIET7UP          |                | National Beverage | DIET 7-UP DECAL         |                     | EA | Decal          | <input type="checkbox"/> |
|   | NBS-59-DIETCOKE       | F-20-DIETCOKE         |                | National Beverage | DIET COCA COLA DECAL    |                     | EA | Decal          | <input type="checkbox"/> |
|  | NBS-59-DIETDRPEPPER   | F-20-DIETDRPEPPER     |                | National Beverage | DIET DR PEPPER DECAL    |                     | EA | Decal          | <input type="checkbox"/> |
|  | NBS-59-DIETPEPSI      | F-20-DIETPEPSI        |                | National Beverage | DIET PEPSI DECAL        |                     | EA | Decal          | <input type="checkbox"/> |
|  | NBS-59-DIETSPRITE     | F-20-DIETSPRITE       |                | National Beverage | DIET SPRITE DECAL       |                     | EA | Decal          | <input type="checkbox"/> |











| Picture   | Vendor Item            | GIS Item             | Alternate Item | Vendor            | Item Description 01      | Item Description 02 | UM | Classification | NS                       |
|---|------------------------|----------------------|----------------|-------------------|--------------------------|---------------------|----|----------------|--------------------------|
|    | NBS-59-DRPEPPER        | F-20-DRPEPPER        |                | National Beverage | DR PEPPER DECAL          |                     | EA | Decal          | <input type="checkbox"/> |
|    | NBS-59-FANTAGRAPE      | F-20-FANTAGRAPE      |                | National Beverage | FANTA GRAPE DECAL        |                     | EA | Decal          | <input type="checkbox"/> |
|    | NBS-59-FANTAORANGE     | F-20-FANTAORANGE     |                | National Beverage | FANTA ORANGE DECAL       |                     | EA | Decal          | <input type="checkbox"/> |
|    | NBS-59-FANTAROOTBEER   | F-20-FANTAROOTBEER   |                | National Beverage | FANTA ROOT BEER DECAL    |                     | EA | Decal          | <input type="checkbox"/> |
|    | NBS-59-FANTASTRAWBERRY | F-20-FANTASTRAWBERRY |                | National Beverage | FANTA STRAWBERRY DECAL   |                     | EA | Decal          | <input type="checkbox"/> |
|    | NBS-59-FRESCA          | F-20-FRESCA          |                | National Beverage | FRESCA DECAL             |                     | EA | Decal          | <input type="checkbox"/> |
|   | NBS-59-HAWAIIANPUNCH   | F-20-HAWAIIANPUNCH   |                | National Beverage | HAWAIIAN PUNCH DECAL     |                     | EA | Decal          | <input type="checkbox"/> |
|  | NBS-59-HIC             | F-20-HIC             |                | National Beverage | HI-C DECAL               |                     | EA | Decal          | <input type="checkbox"/> |
|  | NBS-59-HICPINKLEMONADE | F-20-HICPINKLEMONADE |                | National Beverage | HI C PINK LEMONADE DECAL |                     | EA | Decal          | <input type="checkbox"/> |
|  | NBS-59-LEMONADE        | F-20-LEMONADE        |                | National Beverage | LEMONADE DECAL           |                     | EA | Decal          | <input type="checkbox"/> |











| Picture   | Vendor Item          | GIS Item             | Alternate Item | Vendor            | Item Description 01      | Item Description 02 | UM | Classification | NS                       |
|---|----------------------|----------------------|----------------|-------------------|--------------------------|---------------------|----|----------------|--------------------------|
|    | NBS-59-MELLOWYELLOW  | F-20-MELLOWYELLOW    |                | National Beverage | MELLOW YELLOW DECAL      |                     | EA | Decal          | <input type="checkbox"/> |
|    | NBS-59-MINUTEMAIDORA | F-20-MINUTEMAIDORANG |                | National Beverage | MINUTE MAID ORANGE DECAL |                     | EA | Decal          | <input type="checkbox"/> |
|    | NBS-59-MRPIBB        | F-20-MRPIBB          |                | National Beverage | MR PIBB DECAL            |                     | EA | Decal          | <input type="checkbox"/> |
|    | NBS-59-MRPIBBSUGERFR | F-20-MRPIBBSUGARFREE |                | National Beverage | MR PIBB SUGAR FREE DECAL |                     | EA | Decal          | <input type="checkbox"/> |
|    | NBS-59-MTDEW         | F-20-MTDEW           |                | National Beverage | MT DEW DECAL             |                     | EA | Decal          | <input type="checkbox"/> |
|   | NBS-59-MUGROOTBEER   | F-20-MUGROOTBEER     |                | National Beverage | MUG ROOT BEER            |                     | EA | Decal          | <input type="checkbox"/> |
|  | NBS-59-NEWCOKE       | F-20-NEWCOKE         |                | National Beverage | NEW COCA COLA DECAL      |                     | EA | Decal          | <input type="checkbox"/> |
|  | NBS-59-PEPSI         | F-20-PEPSI           |                | National Beverage | PEPSI DECAL              |                     | EA | Decal          | <input type="checkbox"/> |
|  | NBS-59-ROOTBEER      | F-20-ROOTBEER        |                | National Beverage | ROOT BEER DECAL          |                     | EA | Decal          | <input type="checkbox"/> |
|  | NBS-59-SPRITE        | F-20-SPRITE          |                | National Beverage | SPRITE DECAL             |                     | EA | Decal          | <input type="checkbox"/> |























| Picture   | Vendor Item                  | GIS Item                     | Alternate Item | Vendor               | Item Description 01              | Item Description 02 | UM | Classification | NS                       |
|---|------------------------------|------------------------------|----------------|----------------------|----------------------------------|---------------------|----|----------------|--------------------------|
|    | NBS-59-<br>STRAWBERRY        | F-20-<br>STRAWBERRY          |                | National<br>Beverage | STRAWBERRY<br>DECAL              |                     | EA | Decal          | <input type="checkbox"/> |
|    | NBS-59-<br>SUGARFREEDR<br>PE | F-20-<br>SUGARFREEDR<br>PEPP |                | National<br>Beverage | SUGAR FREE DR<br>PEPPER DECAL    |                     | EA | Decal          | <input type="checkbox"/> |
|    | NBS-59-<br>SUNKIST           | F-20-SUNKIST                 |                | National<br>Beverage | SUNKIST DECAL                    |                     | EA | Decal          | <input type="checkbox"/> |
|    | NBS-59-TAB                   | F-20TAB                      |                | National<br>Beverage | TAB DECAL                        |                     | EA | Decal          | <input type="checkbox"/> |
|    | NBS-59-TEA                   | F-20-TEA                     |                | National<br>Beverage | TEA DECAL                        |                     | EA | Decal          | <input type="checkbox"/> |
|    | NBS-59-<br>WATER             | F-20-WATER                   |                | National<br>Beverage | WATER DECAL                      |                     | EA | Decal          | <input type="checkbox"/> |
|   | NBS-63-7UP                   | SF-2-7UP                     |                | National<br>Beverage | 7-UP DECAL                       |                     | EA | Decal          | <input type="checkbox"/> |
|  | NBS-63-<br>APPLEJUICE        | SF-2-<br>APPLEJUICE          |                | National<br>Beverage | APPLE JUICE DECAL                |                     | EA | Decal          | <input type="checkbox"/> |
|  | NBS-63-<br>CAFFREEDIETC<br>O | SF-2-<br>CAFFREEDIETC<br>OKE |                | National<br>Beverage | CAFFEINE FREE<br>DIET COKE DECAL |                     | EA | Decal          | <input type="checkbox"/> |
|  | NBS-63-<br>CHERRYCOCA<br>COL | SF-2-<br>CHERRYCOCA<br>COLA  |                | National<br>Beverage | CHERRY COCA<br>COLA DECAL        |                     | EA | Decal          | <input type="checkbox"/> |











| Picture   | Vendor Item          | GIS Item             | Alternate Item | Vendor            | Item Description 01         | Item Description 02 | UM | Classification | NS                       |
|---|----------------------|----------------------|----------------|-------------------|-----------------------------|---------------------|----|----------------|--------------------------|
|    | NBS-63-COCACOLACLASS | SF-2-COCACOLACLASSIC |                | National Beverage | COCA COLA CLASSIC DECAL     |                     | EA | Decal          | <input type="checkbox"/> |
|    | NBS-63-CODERED       | SF-2-MTDEWCODE RED   |                | National Beverage | CODE RED DECAL              |                     | EA | Decal          | <input type="checkbox"/> |
|    | NBS-63-COUNTRYTIME   | SF-2-COUNTRYTIMELEMO |                | National Beverage | COUNTRY TIME LEMONADE DECAL |                     | EA | Decal          | <input type="checkbox"/> |
|    | NBS-63-DIETCOCACOLA  | SF-2-DIETCOCACOLA    |                | National Beverage | DIET COCA COLA DECAL        |                     | EA | Decal          | <input type="checkbox"/> |
|    | NBS-63-DIETDRPEPPER  | SF-2-DIETDRPEPPER    |                | National Beverage | DIET DR PEPPER DECAL        |                     | EA | Decal          | <input type="checkbox"/> |
|    | NBS-63-DIETMTDEW     | SF-2-DIETMTDEW       |                | National Beverage | DIET MT DEW DECAL           |                     | EA | Decal          | <input type="checkbox"/> |
|   | NBS-63-DIETPEPSI     | SF-2-DIETPEPSI       |                | National Beverage | DIET PEPSI DECAL            |                     | EA | Decal          | <input type="checkbox"/> |
|  | NBS-63-DRPEPPER      | SF-2-DRPEPPER        |                | National Beverage | DR PEPPER DECAL             |                     | EA | Decal          | <input type="checkbox"/> |
|  | NBS-63-FRUITPUNCH    | SF-2-FRUITPUNCH      |                | National Beverage | FRUIT PUNCH DECAL           | GENERIC VERSION     | EA | Decal          | <input type="checkbox"/> |
|  | NBS-63-GRAPE         | SF-2-GRAPE           |                | National Beverage | GRAPE DECAL                 |                     | EA | Decal          | <input type="checkbox"/> |











| Picture   | Vendor Item          | GIS Item             | Alternate Item | Vendor            | Item Description 01      | Item Description 02 | UM | Classification | NS                       |
|---|----------------------|----------------------|----------------|-------------------|--------------------------|---------------------|----|----------------|--------------------------|
|    | NBS-63-HAWAIIANPUNCH | SF-2-HAWAIIANPUNCH   |                | National Beverage | HAWAIIAN PUNCH DECAL     |                     | EA | Decal          | <input type="checkbox"/> |
|    | NBS-63-KOOLAID       | SF-2-KOOLAID         |                | National Beverage | KOOLAID DECAL            |                     | EA | Decal          | <input type="checkbox"/> |
|    | NBS-63-LEMONLIMESLIC | SF-2-LEMONLIMESLIC   |                | National Beverage | LEMON LIME SLICE DECAL   |                     | EA | Decal          | <input type="checkbox"/> |
|    | NBS-63-MELLOYELLO    | SF-2-MELLOYELLO      |                | National Beverage | MELLO YELLO DECAL        |                     | EA | Decal          | <input type="checkbox"/> |
|    | NBS-63-MINUTEMAIDORA | SF-2-MINUTEMAIDORANG |                | National Beverage | MINUTE MAID ORANGE DECAL |                     | EA | Decal          | <input type="checkbox"/> |
|    | NBS-63-MRPIBB        | SF-2-MRPIBB          |                | National Beverage | MR PIBB DECAL            |                     | EA | Decal          | <input type="checkbox"/> |
|    | NBS-63-MTDEW         | SF-2-MTDEW           |                | National Beverage | MT DEW DECAL             |                     | EA | Decal          | <input type="checkbox"/> |
|  | NBS-63-MUGROOTBEER   | SF-2-MUGROOTBEER     |                | National Beverage | MUG ROOT BEER DECAL      |                     | EA | Decal          | <input type="checkbox"/> |
|  | NBS-63-NEWCOACOLA    | SF-2-NEWCOACOLA      |                | National Beverage | NEW COCA COLA DECAL      |                     | EA | Decal          | <input type="checkbox"/> |
|  | NBS-63-ORANGE        | SF-2-ORANGE          |                | National Beverage | ORANGE DECAL             |                     | EA | Decal          | <input type="checkbox"/> |

| Picture   | Vendor Item           | GIS Item              | Alternate Item | Vendor            | Item Description 01        | Item Description 02 | UM | Classification | NS                       |
|---|-----------------------|-----------------------|----------------|-------------------|----------------------------|---------------------|----|----------------|--------------------------|
|    | NBS-63-ORANGESLICE    | SF-2-ORANGESLICE      |                | National Beverage | ORANGE SLICE DECAL         |                     | EA | Decal          | <input type="checkbox"/> |
|    | NBS-63-PEPSI          | SF-2-PEPSI            |                | National Beverage | PEPSI DECAL                |                     | EA | Decal          | <input type="checkbox"/> |
|    | NBS-63-PEPSIONE       | SF-2-PEPSIONE         |                | National Beverage | PEPSI ONE DECAL            |                     | EA | Decal          | <input type="checkbox"/> |
|    | NBS-63-RC COLA        | SF-2-RCCOLA           |                | National Beverage | RC COLA DECAL              |                     | EA | Decal          | <input type="checkbox"/> |
|    | NBS-63-ROOTBEER       | SF-2-ROOTBEER         |                | National Beverage | ROOT BEER DECAL            |                     | EA | Decal          | <input type="checkbox"/> |
|    | NBS-63-SIERRAMIST     | SF-2-SIERRA MIST      |                | National Beverage | SIERRA MIST DECAL          |                     | EA | Decal          | <input type="checkbox"/> |
|   | NBS-63-SPRITE         | SF-2-SPRITE           |                | National Beverage | SPRITE DECAL               |                     | EA | Decal          | <input type="checkbox"/> |
|  | NBS-63-STRAWBERRY     | SF-2-STRAWBERRY       |                | National Beverage | STRAWBERRY DECAL           |                     | EA | Decal          | <input type="checkbox"/> |
|  | NBS-63-SUGARFREEDR PE | SF-2-SUGARFREEDR PEPP |                | National Beverage | SUGAR FREE DR PEPPER DECAL |                     | EA | Decal          | <input type="checkbox"/> |
|  | NBS-63-SUNDROP        | SF-2-SUNDROP          |                | National Beverage | SF-2-SUNDROP DECAL         |                     | EA | Decal          | <input type="checkbox"/> |











| Picture   | Vendor Item          | GIS Item             | Alternate Item  | Vendor            | Item Description 01          | Item Description 02 | UM | Classification | NS                       |
|---|----------------------|----------------------|-----------------|-------------------|------------------------------|---------------------|----|----------------|--------------------------|
|    | NBS-63-SUNKIST       | SF-2-SUNKIST         |                 | National Beverage | SUNKIST DECAL                |                     | EA | Decal          | <input type="checkbox"/> |
|    | NBS-64-7UP           | SF-1-7UP             | VI4641909       | National Beverage | 7-UP DECAL                   |                     | EA | Decal          | <input type="checkbox"/> |
|    | NBS-64-APPLEJUICE    | SF-1-APPLEJUICE      |                 | National Beverage | APPLE JUICE DECAL            |                     | EA | Decal          | <input type="checkbox"/> |
|    | NBS-64-BIGRED        | SF-1-BIGRED          |                 | National Beverage | BIG RED DECAL                |                     | EA | Decal          | <input type="checkbox"/> |
|    | NBS-64-CAFFREEDIETCO | SF-1-CAFFREEDIETCOKE | D18/19-CFDC-7SG | National Beverage | CAFFEINE FREE DIET COCA COLA |                     | EA | Decal          | <input type="checkbox"/> |
|    | NBS-64-CANADA DRY    | SF-1-CANADA DRY      |                 | National Beverage | CANADA DRY GINGER ALE DECAL  |                     | EA | Decal          | <input type="checkbox"/> |
|   | NBS-64-CHEERWINE     | SF-1-CHEERWINE       | VI05643045      | National Beverage | CHEERWINE DECAL              |                     | EA | Decal          | <input type="checkbox"/> |
|  | NBS-64-CODE RED      | SF-1-CODERED         |                 | National Beverage | MT DEW CODE RED DECAL        |                     | EA | Decal          | <input type="checkbox"/> |
|  | NBS-64-COUNTRYTIME   | SF-1-COUNTRYTIMELEMO |                 | National Beverage | COUNTRY TIME LEMONADE DECAL  |                     | EA | Decal          | <input type="checkbox"/> |
|  | NBS-64-DIET7UP       | SF-1-DIET7UP         |                 | National Beverage | DIET 7-UP DECAL              |                     | EA | Decal          | <input type="checkbox"/> |






| Picture   | Vendor Item           | GIS Item             | Alternate Item | Vendor            | Item Description 01        | Item Description 02 | UM | Classification | NS                       |
|---|-----------------------|----------------------|----------------|-------------------|----------------------------|---------------------|----|----------------|--------------------------|
|    | NBS-64-DIETDRPEPPER   | SF-1-DIETDRPEPPER    |                | National Beverage | DIET DR PEPPER DECAL       |                     | EA | Decal          | <input type="checkbox"/> |
|    | NBS-64-DIETMTDEW      | SF-1-DIETMTDEW       |                | National Beverage | DIET MT DEW DECAL          |                     | EA | Decal          | <input type="checkbox"/> |
|    | NBS-64-DIETPEPSI      | SF-1-DIETPEPSI       |                | National Beverage | DIET PEPSI DECAL           |                     | EA | Decal          | <input type="checkbox"/> |
|    | NBS-64-DRPEPPER       | SF-1-DRPEPPER        |                | National Beverage | DR PEPPER DECAL            |                     | EA | Decal          | <input type="checkbox"/> |
|    | NBS-64-FANTAORANGE    | SF-1-FANTAORANGE     | D18/19-FO-3-SG | National Beverage | FANTA ORANGE DECAL         |                     | EA | Decal          | <input type="checkbox"/> |
|    | NBS-64-FRUITPUNCH     | SF-1-FRUITPUNCH      |                | National Beverage | FRUIT PUNCH DECAL          |                     | EA | Decal          | <input type="checkbox"/> |
|   | NBS-64-GATORADEFRUIT  | SF-1-GATORADEFRUITPU |                | National Beverage | GATORADE FRUIT PUNCH DECAL |                     | EA | Decal          | <input type="checkbox"/> |
|  | NBS-64-GATORADELEMON  | SF-1-GATORADELEMONLI |                | National Beverage | GATORADE LEMON-LIME DECAL  |                     | EA | Decal          | <input type="checkbox"/> |
|  | NBS-64-GATORADEORANGE | SF-1-GATORADEORANGE  |                | National Beverage | GATORADE ORANGE DECAL      |                     | EA | Decal          | <input type="checkbox"/> |
|  | NBS-64-GRAPE          | SF-1-GRAPE           |                | National Beverage | GRAPE DECAL                |                     | EA | Decal          | <input type="checkbox"/> |











| Picture   | Vendor Item                  | GIS Item                     | Alternate Item | Vendor               | Item Description 01         | Item Description 02 | UM | Classification | NS                       |
|---|------------------------------|------------------------------|----------------|----------------------|-----------------------------|---------------------|----|----------------|--------------------------|
|    | NBS-64-<br>GRAPEFRUITJ<br>UI | SF-1-<br>GRAPEFRUITJ<br>UICE |                | National<br>Beverage | GRAPEFRUIT JUICE<br>DECAL   |                     | EA | Decal          | <input type="checkbox"/> |
|    | NBS-64-<br>GRAPEJUICE        | SF-1-<br>GRAPEJUICE          |                | National<br>Beverage | GRAPE JUICE DECAL           |                     | EA | Decal          | <input type="checkbox"/> |
|    | NBS-64-<br>HAWAIIANPU<br>NCH | SF-1-<br>HAWAIIANPU<br>NCH   |                | National<br>Beverage | HAWAIIAN PUNCH<br>DECAL     |                     | EA | Decal          | <input type="checkbox"/> |
|    | NBS-64-<br>IBCROOTBEER       | SF-1-<br>IBCROOTBEER         |                | National<br>Beverage | IBC ROOTBEER<br>DECAL       |                     | EA | Decal          | <input type="checkbox"/> |
|    | NBS-64-<br>ICEDTEA           | SF-1-ICEDTEA                 |                | National<br>Beverage | ICED TEA DECAL              |                     | EA | Decal          | <input type="checkbox"/> |
|    | NBS-64-<br>KOOLADE           | SF-1-KOOLADE                 |                | National<br>Beverage | KOOLADE DECAL               |                     | EA | Decal          | <input type="checkbox"/> |
|   | NBS-64-KOOL-<br>AID          | SF-1-KOOL-<br>AID            |                | National<br>Beverage | KOOLAID DECAL               |                     | EA | Decal          | <input type="checkbox"/> |
|  | NBS-64-<br>LEMONADE          | SF-1-<br>LEMONADE            |                | National<br>Beverage | LEMONADE DECAL              |                     | EA | Decal          | <input type="checkbox"/> |
|  | NBS-64-<br>LEMONLIMEG<br>ATO | SF-1-<br>LEMONLIMEG<br>ATORA |                | National<br>Beverage | LEMONLIME<br>GATORADE DECAL |                     | EA | Decal          | <input type="checkbox"/> |
|  | NBS-64-<br>LEMONLIMESL<br>IC | SF-1-<br>LEMONLIMESL<br>ICE  |                | National<br>Beverage | LEMON LIME SLICE<br>DECAL   |                     | EA | Decal          | <input type="checkbox"/> |











| Picture   | Vendor Item            | GIS Item             | Alternate Item | Vendor            | Item Description 01         | Item Description 02 | UM | Classification | NS                       |
|---|------------------------|----------------------|----------------|-------------------|-----------------------------|---------------------|----|----------------|--------------------------|
|    | NBS-64-LIPTONBRISKLE   | SF-1-LIPTONBRISKLEMO |                | National Beverage | LIPTON BRISK LEMONADE DECAL |                     | EA | Decal          | <input type="checkbox"/> |
|    | NBS-64-LIPTONICETEA    | SF-1-LIPTONICETEA    |                | National Beverage | LIPTON ICE TEA DECAL        |                     | EA | Decal          | <input type="checkbox"/> |
|    | NBS-64-LIPTONRASPBERRY | SF-1-LIPTONRASPBERRY |                | National Beverage | LIPTON RASPBERRY TEA DECAL  |                     | EA | Decal          | <input type="checkbox"/> |
|    | NBS-64-LIPTONUNSWEET   | SF-1-LIPTONUNSWEETTE |                | National Beverage | LIPTON UNSWEET TEA DECAL    |                     | EA | Decal          | <input type="checkbox"/> |
|    | NBS-64-MTDEW           | SF-1-MTDEW           |                | National Beverage | MOUNTAIN DEW DECAL          |                     | EA | Decal          | <input type="checkbox"/> |
|    | NBS-64-MUGROOTBEER     | SF-1-MUGROOTBEER     |                | National Beverage | MUG ROOT BEER DECAL         |                     | EA | Decal          | <input type="checkbox"/> |
|   | NBS-64-NEWCOCACOLA     | SF-1-NEWCOCACOLA     |                | National Beverage | NEW COCA COLA DECAL         |                     | EA | Decal          | <input type="checkbox"/> |
|  | NBS-64-ORANGE          | SF-1-ORANGE          |                | National Beverage | ORANGE DECAL                |                     | EA | Decal          | <input type="checkbox"/> |
|  | NBS-64-ORANGEJUICE     | SF-1-ORANGEJUICE     |                | National Beverage | ORANGE JUICE DECAL          |                     | EA | Decal          | <input type="checkbox"/> |
|  | NBS-64-ORANGESLICE     | SF-1-ORANGESLICE     |                | National Beverage | ORANGE SLICE DECAL          |                     | EA | Decal          | <input type="checkbox"/> |























| Picture   | Vendor Item           | GIS Item              | Alternate Item | Vendor            | Item Description 01     | Item Description 02 | UM | Classification | NS                       |
|---|-----------------------|-----------------------|----------------|-------------------|-------------------------|---------------------|----|----------------|--------------------------|
|    | NBS-64-PEPSI          | SF-1-PEPSI            |                | National Beverage | PEPSI DECAL             |                     | EA | Decal          | <input type="checkbox"/> |
|    | NBS-64-PEPSIFREE      | SF-1-PEPSIFREE        |                | National Beverage | PEPSI FREE DECAL        |                     | EA | Decal          | <input type="checkbox"/> |
|    | NBS-64-PEPSILIGHT     | SF-1-PEPSILIGHT       |                | National Beverage | PEPSI LIGHT DECAL       |                     | EA | Decal          | <input type="checkbox"/> |
|    | NBS-64-PEPSIONE       | SF-1-PEPSIONE         |                | National Beverage | PEPSI ONE DECAL         |                     | EA | Decal          | <input type="checkbox"/> |
|    | NBS-64-PEPSIZERO      | SF-1-PEPSIZERO        |                | National Beverage | PEPSI ZERO SUGAR DECAL  |                     | EA | Decal          | <input type="checkbox"/> |
|    | NBS-64-PINEAPPLEJUICE | SF-1-PINEAPPLEJUICE   |                | National Beverage | PINEAPPLE JUICE DECAL   |                     | EA | Decal          | <input type="checkbox"/> |
|   | NBS-64-PINKLEMONADE   | SF-1-PINKLEMONADE     |                | National Beverage | PINK LEMONADE DECAL     |                     | EA | Decal          | <input type="checkbox"/> |
|  | NBS-64-PRESWEETTEA BR | SF-1-PRESWEETTEA BREE |                | National Beverage | PRESWEETENED TEA BREEZE |                     | EA | Decal          | <input type="checkbox"/> |
|  | NBS-64-PUNCH          | SF-1-PUNCH            |                | National Beverage | GENERIC PUNCH DECAL     |                     | EA | Decal          | <input type="checkbox"/> |
|  | NBS-64-RCCOLA         | SF-1-RCCOLA           |                | National Beverage | RC COLA DECAL           |                     | EA | Decal          | <input type="checkbox"/> |











| Picture   | Vendor Item           | GIS Item              | Alternate Item | Vendor            | Item Description 01                  | Item Description 02      | UM | Classification | NS                       |
|---|-----------------------|-----------------------|----------------|-------------------|--------------------------------------|--------------------------|----|----------------|--------------------------|
|    | NBS-64-ROOTBEER       | SF-1-ROOTBEER         |                | National Beverage | ROOT BEER DECAL                      |                          | EA | Decal          | <input type="checkbox"/> |
|    | NBS-64-SIERRAMIST     | SF-1-SIERRAMIST       |                | National Beverage | SIERRA MIST, CAFFEINE FREE, DECAL    | LEMON LIME SODA          | EA | Decal          | <input type="checkbox"/> |
|    | NBS-64-SOBE           | SF-1-SOBE             |                | National Beverage | SOBE ENERGY DECAL                    | CITRUS FLAVORED BEVERAGE | EA | Decal          | <input type="checkbox"/> |
|    | NBS-64-SOBE LEAN      | SF-1-SOBE LEAN        |                | National Beverage | SOBE LEAN, DIET CRANBERRY GRAPEFRUIT | DECAL                    | EA | Decal          | <input type="checkbox"/> |
|    | NBS-64-SQUIRT         | SF-1-SQUIRT           |                | National Beverage | SQUIRT DECAL                         |                          | EA | Decal          | <input type="checkbox"/> |
|    | NBS-64-STRAWBERRY     | SF-1-STRAWBERRY       |                | National Beverage | STRAWBERRY DECAL                     |                          | EA | Decal          | <input type="checkbox"/> |
|   | NBS-64-SUGARFREEDR PE | SF-1-SUGARFREEDR PEPP |                | National Beverage | SUGAR FREE DR PEPPER DECAL           |                          | EA | Decal          | <input type="checkbox"/> |
|  | NBS-64-SUGARFREEPE PS | SF-1-SUGARFREEPE PSIF |                | National Beverage | SUGAR FREE PEPSI FREE DECAL          |                          | EA | Decal          | <input type="checkbox"/> |
|  | NBS-64-SUNDROP        | SF-1-SUNDROP          |                | National Beverage | SUNDROP, CITRUS SODA, DECAL          |                          | EA | Decal          | <input type="checkbox"/> |
|  | NBS-64-SUNKIST        | SF-1-SUNKIST          |                | National Beverage | SUNKIST, ORANGE SODA, DECAL          |                          | EA | Decal          | <input type="checkbox"/> |











| Picture   | Vendor Item           | GIS Item              | Alternate Item | Vendor            | Item Description 01                  | Item Description 02           | UM | Classification | NS                       |
|---|-----------------------|-----------------------|----------------|-------------------|--------------------------------------|-------------------------------|----|----------------|--------------------------|
|    | NBS-64-TEA            | SF-1-TEA              |                | National Beverage | TEA DECAL                            |                               | EA | Decal          | <input type="checkbox"/> |
|    | NBS-64-TEABREEZE      | SF-1-TEABREEZE        |                | National Beverage | TEA BREEZE DECAL                     | ICED TEA MADE WITH BREWED TEA | EA | Decal          | <input type="checkbox"/> |
|    | NBS-64-TROPICANA LEM  | SF-1-TROPICANA LEMONA |                | National Beverage | TROPICANA LEMONADE DECAL             | FLAVORED JUICE BEVERAGE       | EA | Decal          | <input type="checkbox"/> |
|    | NBS-64-TROPICANAT WIS | SF-1-TROPICANAT WISTE |                | National Beverage | TROPICANA TWISTER, ORANGE SODA DECAL |                               | EA | Decal          | <input type="checkbox"/> |
|    | NBS-64-UNSWETTEA      | SF-1-UNSWETTEA        |                | National Beverage | UNSWEETENED TEA DECAL                | "TEA UNSWEETENED"             | EA | Decal          | <input type="checkbox"/> |
|    | NBS-64-WATER          | SF-1-WATER            |                | National Beverage | WATER DECAL                          |                               | EA | Decal          | <input type="checkbox"/> |
|   | NBS-64-WELCHESGRA PE  | SF-1-WELCHESGRA PE    |                | National Beverage | WELCHES GRAPE SODA DECAL             |                               | EA | Decal          | <input type="checkbox"/> |
|  | NBS-64-WILDCHERRYP EP | SF-1-WILDCHERRYP EPSI |                | National Beverage | WILD CHERRY PEPSI DECAL              |                               | EA | Decal          | <input type="checkbox"/> |
|  | NBS-67-7UP            | NBS-67-7UP            |                | National Beverage | 7UP LEV DECAL                        |                               | EA | Decal          | <input type="checkbox"/> |
|  | NBS-67-COUNTRYTIM ELE | NBS-67-COUNTRYTIM ELE |                | National Beverage | COUNTRY TIME LEMONADE DECAL          |                               | EA | Decal          | <input type="checkbox"/> |

| Picture   | Vendor Item          | GIS Item             | Alternate Item  | Vendor            | Item Description 01        | Item Description 02 | UM | Classification | NS                       |
|---|----------------------|----------------------|-----------------|-------------------|----------------------------|---------------------|----|----------------|--------------------------|
|    | NBS-67-DIET7UP       | NBS-67-DIET7UP       |                 | National Beverage | DIET 7UP DECAL             |                     | EA | Decal          | <input type="checkbox"/> |
|    | NBS-67-DIETMTDEW     | NBS-67-DIETMTDEW     |                 | National Beverage | DIET MT DEW DECAL          |                     | EA | Decal          | <input type="checkbox"/> |
|    | NBS-67-DRPEPPER      | NBS-67-DRPEPPER      | D37/38-DRP-3-SG | National Beverage | DR.PEPPER LEV DECAL        |                     | EA | Decal          | <input type="checkbox"/> |
|    | NBS-67-FANTASTRAWBER | NBS-67-FANTASTRAWBER | D37/38-FS-3-SG  | National Beverage | FANTA STRAWBERRY LEV DECAL |                     | EA | Decal          | <input type="checkbox"/> |
|    | NBS-67-FRUITPUNCH    | NBS-67-FRUITPUNCH    |                 | National Beverage | FRUIT PUNCH LEV DECAL      |                     | EA | Decal          | <input type="checkbox"/> |
|    | NBS-67-GINGERALE     | NBS-67-GINGERALE     | D37/38-SEA-1-SG | National Beverage | SEAGRAM'S GINGER ALE DECAL |                     | EA | Decal          | <input type="checkbox"/> |
|   | NBS-67-HICGRAPE      | NBS-67-HICGRAPE      |                 | National Beverage | HI-C GRAPE LEV DECAL       |                     | EA | Decal          | <input type="checkbox"/> |
|  | NBS-67-HICORANGE     | NBS-67-HICORANGE     | D37-HCO-4-SG    | National Beverage | LEV HI-C ORANGE DECAL      |                     | EA | Decal          | <input type="checkbox"/> |
|  | NBS-67-LEMONADE      | NBS-67-LEMONADE      |                 | National Beverage | LEMONADE DECAL             |                     | EA | Decal          | <input type="checkbox"/> |
|  | NBS-67-LIPTONBRISK   | NBS-67-LIPTONBRISK   |                 | National Beverage | LIPTON BRISK TEA DECAL     |                     | EA | Decal          | <input type="checkbox"/> |











| Picture   | Vendor Item                                   | GIS Item                                      | Alternate Item | Vendor               | Item Description 01                 | Item Description 02 | UM | Classification | NS                       |
|---|---|---|----------------|----------------------|-------------------------------------|---------------------|----|----------------|--------------------------|
|    | NBS-67-LIPTONRASPB<br>ER                      | NBS-67-LIPTONRASPB<br>ER                      |                | National<br>Beverage | LIPTON RASPBERRY<br>TEA DECAL       |                     | EA | Decal          | <input type="checkbox"/> |
|    | NBS-67-MTDEW                                  | NBS-67-MTDEW                                  |                | National<br>Beverage | MOUNTAIN DEW<br>DECAL               |                     | EA | Decal          | <input type="checkbox"/> |
|    | NBS-67-PEPSI                                  | NBS-67-PEPSI                                  |                | National<br>Beverage | PEPSI DECAL                         |                     | EA | Decal          | <input type="checkbox"/> |
|    | NBS-67-ROOTBEER                               | NBS-67-ROOTBEER                               |                | National<br>Beverage | ROOTBEER DECAL                      |                     | EA | Decal          | <input type="checkbox"/> |
|    | NBS-67-SIERRAMIST                             | NBS-67-SIERRAMIST                             |                | National<br>Beverage | SIERRA MIST DECAL                   |                     | EA | Decal          | <input type="checkbox"/> |
|    | NBS-67-STRAWBERRY                             | NBS-67-STRAWBERRY                             |                | National<br>Beverage | LEV STRAWBERRY<br>DECAL             |                     | EA | Decal          | <input type="checkbox"/> |
|   | NBS-67-SUNKIST                                | NBS-67-SUNKIST                                |                | National<br>Beverage | SUNKIST ORANGE<br>DECAL             |                     | EA | Decal          | <input type="checkbox"/> |
|  | NBS-67-TEA                                    | NBS-67-TEA                                    |                | National<br>Beverage | TEA DECAL                           |                     | EA | Decal          | <input type="checkbox"/> |
|  | NBS-67-TROPICANA<br>LEMONADE<br>SUGAR<br>FREE | NBS-67-TROPICANA<br>LEMONADE<br>SUGAR<br>FREE |                | National<br>Beverage | TROPICANA<br>LEMONADE SUGAR<br>FREE |                     | EA | Decal          | <input type="checkbox"/> |
|  | NBS-67-UNSWETTEA                              | NBS-67-UNSWETTEA                              |                | National<br>Beverage | UNSWETTEA<br>DECAL                  |                     | EA | Decal          | <input type="checkbox"/> |

| Picture  | Vendor Item          | GIS Item             | Alternate Item | Vendor            | Item Description 01              | Item Description 02 | UM | Classification | NS                       |
|--|----------------------|----------------------|----------------|-------------------|----------------------------------|---------------------|----|----------------|--------------------------|
|   | NBS-67-WATER         | NBS-67-WATER         |                | National Beverage | LEV WATER DECAL                  |                     | EA | Decal          | <input type="checkbox"/> |
|    | NBS-LM-7UP           | LM-7UP               |                | National Beverage | 7UP LINE MARKER                  |                     | EA | Line Label     | <input type="checkbox"/> |
|    | NBS-LM-BIGRED        | LM-BIGRED            |                | National Beverage | BIG RED LINE MARKER              |                     | EA | Line Label     | <input type="checkbox"/> |
|    | NBS-LM-CODERED       | LM-CODERED           |                | National Beverage | CODE RED LINE MARKER             |                     | EA | Line Label     | <input type="checkbox"/> |
|    | NBS-LM-COUNTRYTIME   | LM-COUNTRYTIME       |                | National Beverage | COUNTRYTIME LEMONADE LINE MARKER |                     | EA | Line Label     | <input type="checkbox"/> |
|    | NBS-LM-DIETDRPEPPER  | LM-DIETDRPEPPER      |                | National Beverage | DIET DR PEPPER LINE MARKER       |                     | EA | Line Label     | <input type="checkbox"/> |
|    | NBS-LM-DIETMTDEW     | LM-DIETMTDEW         |                | National Beverage | DIET MOUNTAIN DEW LINE MARKER    |                     | EA | Line Label     | <input type="checkbox"/> |
|  | NBS-LM-DIETPEPSI     | LM-DIETPEPSI         |                | National Beverage | DIET PEPSI LINE MARKER           |                     | EA | Line Label     | <input type="checkbox"/> |
|  | NBS-LM-DRPEPPER      | LM-DRPEPPER          |                | National Beverage | DR PEPPER LINE MARKER            |                     | EA | Line Label     | <input type="checkbox"/> |
|  | NBS-LM-GATORADELEMON | LM-GATORADELEMONLINE |                | National Beverage | GATORADE L.L. LINE MARKER        |                     | EA | Line Label     | <input type="checkbox"/> |

| Picture  | Vendor Item           | GIS Item            | Alternate Item | Vendor            | Item Description 01            | Item Description 02 | UM | Classification | NS                       |
|--|-----------------------|---------------------|----------------|-------------------|--------------------------------|---------------------|----|----------------|--------------------------|
|    | NBS-LM-GATORADEORANG  | LM-GATORADEORANGE   |                | National Beverage | GATORADE ORANGE LINEMARKER     |                     | EA | Line Label     | <input type="checkbox"/> |
|    | NBS-LM-HAWAIIANPUNCH  | LM-HAWAIIANPUNCH    |                | National Beverage | HAWAIIAN PUNCH LINE MARKER     |                     | EA | Line Label     | <input type="checkbox"/> |
|    | NBS-LM-IBCROOTREER    | LM-IBCROOTBEER      |                | National Beverage | IBC ROOT BEER LINE MARKER      |                     | EA | Line Label     | <input type="checkbox"/> |
|    | NBS-LM-LIPTONTEA      | LM-LIPTONTEA        |                | National Beverage | LIPTON TEA BRISK LINE MARKER   |                     | EA | Line Label     | <input type="checkbox"/> |
|    | NBS-LM-LIPTONUNSW EET | LM-LIPTONUNSW EETEA |                | National Beverage | LIPTON UNSWEET TEA LINE MARKER |                     | EA | Line Label     | <input type="checkbox"/> |
|    | NBS-LM-MTDEW          | LM-MOUNTAINDE W     |                | National Beverage | MOUNTAIN DEW LINE MARKER       |                     | EA | Line Label     | <input type="checkbox"/> |
|   | NBS-LM-MUGROOTBEE R   | LM-MUGROOTBEE R     |                | National Beverage | MUG ROOT BEER LINE MARKER      |                     | EA | Line Label     | <input type="checkbox"/> |
|  | NBS-LM-PEPSI          | LM-PEPSI            |                | National Beverage | PEPSI LINE MARKER              |                     | EA | Line Label     | <input type="checkbox"/> |
|  | NBS-LM-RASPBERRYTE A  | LM-RASPBERRYTE A    |                | National Beverage | RASPBERRY TEA LINE MARKER      |                     | EA | Line Label     | <input type="checkbox"/> |
|  | NBS-LM-SUNDROP        | LM-SUNDROP          |                | National Beverage | SUNDROP LINE MARKER            |                     | EA | Line Label     | <input type="checkbox"/> |

| Picture   | Vendor Item          | GIS Item             | Alternate Item | Vendor            | Item Description 01            | Item Description 02 | UM | Classification | NS                       |
|---|----------------------|----------------------|----------------|-------------------|--------------------------------|---------------------|----|----------------|--------------------------|
|     | NBS-LM-SUNKIST       | LM-SUNKIST           |                | National Beverage | SUNKIST LINE MARKER            |                     | EA | Line Label     | <input type="checkbox"/> |
|     | NBS-LM-WILDCHERRYEP  | LM-WILDCHERRYEPSI    |                | National Beverage | WILD CHERRY PEPSI LINE MARKER  |                     | EA | Line Label     | <input type="checkbox"/> |
|    | SF-1-DIETRITCOLA     | SF-1-DIETRITCOLA     |                | National Beverage | DIET RITE COLA DECAL           |                     | EA | Decal          | <input type="checkbox"/> |
|    | SF-1-DIETRITETANGERI | SF-1-DIETRITETANGERI |                | National Beverage | DIET RITE TANGERINE DECAL      |                     | EA | Decal          | <input type="checkbox"/> |
|    | SF-1-RUSHLITE        | SF-1-RUSHLITE        |                | National Beverage | RUSH LITE ENERGY DRINK         |                     | EA | Decal          | <input type="checkbox"/> |
|     | SI011173             | SI011173             |                | National Beverage | PEPSI FLAVOR FUSION GRAPHIC    |                     | EA | Graphic        | <input type="checkbox"/> |
|    | SI019902             | SI019902             |                | National Beverage | YESWAY FLAVOR FUSION GRAPHIC   |                     | EA | Graphic        | <input type="checkbox"/> |
|  | VI01641316           | SF-1-LIPTONBRISKPEAC |                | National Beverage | LIPTON BRISK PEACH TEA DECAL   |                     | EA | Decal          | <input type="checkbox"/> |
|   | VI01641317           | SF-1-BRISKRASBERRY   |                | National Beverage | BRISK RASBERRY CORNELIUS DECAL |                     | EA | Decal          | <input type="checkbox"/> |
|   | VI01641319           | SF-1-LIPTONSWL       |                | National Beverage | LIPTON BRISK, SWEET TEA DECAL  |                     | EA | Decal          | <input type="checkbox"/> |














| Picture   | Vendor Item | GIS Item             | Alternate Item | Vendor            | Item Description 01                 | Item Description 02  | UM | Classification | NS                       |
|---|-------------|----------------------|----------------|-------------------|-------------------------------------|----------------------|----|----------------|--------------------------|
|    | VI01641327B | SF-1-MTNDWGOJI       |                | National Beverage | MTN DEW GOJI BERRY                  |                      | EA | Decal          | <input type="checkbox"/> |
|    | VI01641400  | SF-1-TROPICAL FR PCH |                | National Beverage | TROPICAL FRUIT PUNCH DECAL          |                      | EA | Decal          | <input type="checkbox"/> |
|    | VI01641402  | SF-1-TROPICANALIGHT  |                | National Beverage | TROPICANA SUGAR FREE LEMONADE LIGHT | LOW CALORIE LEMONADE | EA | Decal          | <input type="checkbox"/> |
|    | VI04641925  | SF-1-ORANGE CRUSH    |                | National Beverage | ORANGE CRUSH DECAL                  |                      | EA | Decal          | <input type="checkbox"/> |
|    | VI04641985  | SF-1-SUNKISTCHERRYLI |                | National Beverage | SUNKIST CHERRY LIMEADE DECAL        |                      | EA | Decal          | <input type="checkbox"/> |
|    | VI05643061B | SF-1-GATORADE OR     |                | National Beverage | GATORADE ORANGE DECAL               |                      | EA | Decal          | <input type="checkbox"/> |
|   | VI05643100  | SF-1-MANZINTASO L    |                | National Beverage | MANZINTA SOL CORNELIUS              |                      | EA | Decal          | <input type="checkbox"/> |
|  | VI05673361  | NBS-67-GATORADEFRUIT |                | National Beverage | GATORADE FRUIT PUNCH DECAL          |                      | EA | Decal          | <input type="checkbox"/> |
|  | VTK7161     | VTK7161              |                | National Beverage | DR PEPPER DECAL 10X10               |                      | EA | Decal          | <input type="checkbox"/> |
|  | 10300068    | 14.5R                |                | Oetiker           | S/S CLAMP, OETIKER                  |                      | EA | Clamp or Tie   | <input type="checkbox"/> |

| Picture  | Vendor Item  | GIS Item    | Alternate Item | Vendor  | Item Description 01                      | Item Description 02 | UM | Classification | NS                                  |
|--|--------------|-------------|----------------|---------|--|---------------------|----|----------------|-------------------------------------|
|    | 14100082     | 14100082    |                | Oetiker | CLAMP PINCER,<br>STANDARD, PLIERS        |                     | EA | TOOL           | <input type="checkbox"/>            |
|    | 14100387     | 31-1938-000 | 14100446       | Oetiker | CLAMP PINCER,<br>SIDEJAW                 |                     | EA | TOOL           | <input type="checkbox"/>            |
|    | 14100504     |             |                | Oetiker | PRO SPEC HAND<br>TUBE CUTTER             |                     | EA | TOOL           | <input checked="" type="checkbox"/> |
|    | 14100519     |             |                | Oetiker | HAND CLAMP<br>CUTTER                     |                     | EA | TOOL           | <input checked="" type="checkbox"/> |
|    | 16700010     | 16700010    |                | Oetiker | 13.3-706R<br>STEPLESS CLAMP,<br>OETIKER  |                     | EA | Clamp or Tie   | <input type="checkbox"/>            |
|    | 16700016-100 | 16700016    |                | Oetiker | 15.7-706R<br>STEPLESS CLAMP,<br>OETIKER  |                     | EA | Clamp or Tie   | <input type="checkbox"/>            |
|   | 16700020     | 16701015    |                | Oetiker | 18.5-706RD<br>STEPLESS CLAMP,<br>OETIKER |                     | EA | Clamp or Tie   | <input type="checkbox"/>            |
|  | 16700020-100 | 16700020    |                | Oetiker | 18.5-706R<br>STEPLESS CLAMP,<br>OETIKER  |                     | EA | Clamp or Tie   | <input type="checkbox"/>            |
|  | 16700024     | 16700024    |                | Oetiker | 21.0-706R<br>STEPLESS CLAMP,<br>OETIKER  |                     | EA | Clamp or Tie   | <input type="checkbox"/>            |
|  | 16700983     | 7.0-505R    |                | Oetiker | 7.0-505RD<br>STEPLESS CLAMP,<br>OETIKER  |                     | EA | Clamp or Tie   | <input type="checkbox"/>            |






Non-Stocked,  
Lead Time

Non-Stocked,  
Lead Time





| Picture   | Vendor Item  | GIS Item | Alternate Item | Vendor  | Item Description 01               | Item Description 02 | UM | Classification | NS                       |
|---|--------------|----------|----------------|---------|-----------------------------------|---------------------|----|----------------|--------------------------|
|    | 16700985     | 16700003 |                | Oetiker | 8.7-505R STEPLESS CLAMP, OETIKER  |                     | EA | Clamp or Tie   | <input type="checkbox"/> |
|    | 16700988     | 16700006 |                | Oetiker | 10.5-505R STEPLESS CLAMP, OETIKER |                     | EA | Clamp or Tie   | <input type="checkbox"/> |
|    | 16700989     | 16700007 |                | Oetiker | 11.3-505R STEPLESS CLAMP, OETIKER |                     | EA | Clamp or Tie   | <input type="checkbox"/> |
|    | 16700992     | 16700009 |                | Oetiker | 12.3-706R STEPLESS CLAMP, OETIKER |                     | EA | Clamp or Tie   | <input type="checkbox"/> |
|    | 16700997     | 16700012 |                | Oetiker | 14.0-706R STEPLESS CLAMP, OETIKER |                     | EA | Clamp or Tie   | <input type="checkbox"/> |
|    | 16700999     | 16700013 |                | Oetiker | 14.5-706R STEPLESS CLAMP, OETIKER |                     | EA | Clamp or Tie   | <input type="checkbox"/> |
|   | 16701009     | 16700017 |                | Oetiker | 17.0-706R STEPLESS CLAMP, OETIKER |                     | EA | Clamp or Tie   | <input type="checkbox"/> |
|  | 16701021     | 16700022 |                | Oetiker | 19.8-706R STEPLESS CLAMP, OETIKER |                     | EA | Clamp or Tie   | <input type="checkbox"/> |
|  | 16701041     | 16700026 |                | Oetiker | 22.6-706R STEPLESS CLAMP, OETIKER |                     | EA | Clamp or Tie   | <input type="checkbox"/> |
|  | 16702494-100 | 16702494 |                | Oetiker | 16.2-706R STEPLESS CLAMP, OETIKER |                     | EA | Clamp or Tie   | <input type="checkbox"/> |

| Picture   | Vendor Item      | GIS Item         | Alternate Item | Vendor  | Item Description 01                      | Item Description 02                       | UM | Classification | NS                                  |
|---|------------------|------------------|----------------|---------|--|---|----|----------------|-------------------------------------|
|    | 16702614         | 16702614         |                | Oetiker | 10.9-505RD<br>STEPLESS CLAMP,<br>OETIKER |   | EA | Clamp or Tie   | <input type="checkbox"/>            |
|    | 18500075         | 31-1930-006      |                | Oetiker | OETIKER BEVERAGE<br>KIT                  |   | EA | Accessory, Kit | <input type="checkbox"/>            |
|    | 1113             | 1113             |                | Procon  | V-BAND CLAMP                             |   | EA | Clamp or Tie   | <input type="checkbox"/>            |
|    | 111A100F11A<br>A | CO51304M-<br>250 | 2535006        | Procon  | PROCON BRASS<br>250 PSI PUMP             | PROCON SERIES 1<br>PUMP                   | EA | Water Pump     | <input type="checkbox"/>            |
|    | 111A125F11A<br>A |                  | 2535006        | Procon  | PROCON BRASS<br>250 PSI WATER<br>PUMP    | W/ STRAINER, 125<br>GPH, SERIES 1<br>PUMP | EA | Water Pump     | <input checked="" type="checkbox"/> |
|    | 1138             | 1138             |                | Procon  | STRAINER SCREEN,<br>PUMP, PROCON         |   | EA | PART           | <input type="checkbox"/>            |
|   | 113A100F31X<br>X | CO51604A         |                | Procon  | PROCON S/S 100<br>GPH PUMP               |   | EA | PART           | <input type="checkbox"/>            |
|  | 1143             | 1143             |                | Procon  | PROCON S/S PUMP<br>COUPLING KEY          |   | EA | PART           | <input type="checkbox"/>            |
|  | 1143-2           | 1143-2           |                | Procon  | COUPLING KEY,<br>NYLON                   |   | EA | PART           | <input type="checkbox"/>            |
|  | CB52504          | CB52504          |                | Procon  | CLAMP ON PUMP<br>165 GPH PUMP            |   | EA | PART           | <input type="checkbox"/>            |

Non-Stocked,  
Lead Time

| Picture  | Vendor Item          | GIS Item    | Alternate Item   | Vendor | Item Description 01              | Item Description 02                 | UM | Classification | NS                       |
|--|----------------------|-------------|------------------|--------|----------------------------------|-------------------------------------|----|----------------|--------------------------|
|    | CO51504M             | CO51504M    | 1006335          | Procon | BRASS WATER PUMP, 100GPM, 130PSI |                                     | EA | Water Pump     | <input type="checkbox"/> |
|    | CO51604XL            | CO51604XL   | 113A100F31B B130 | Procon | PUMP S/S CLAMP ON 100GPH         |                                     | EA | PART           | <input type="checkbox"/> |
|    | CO51610A             | CO51610A    | 113A050F31X X    | Procon | WATER SS PUMP, 50 GPH, PROCON    |                                     | EA | Water Pump     | <input type="checkbox"/> |
|    | CO51622A             | CO51622A    | 113A025F31X X    | Procon | PROCON S/S 25 GPH PUMP           |                                     | EA | PART           | <input type="checkbox"/> |
|    | CO51622A-EX          | CO51622A-EX | 113A025F31X X    | Procon | PROCON S/S 25 GPH PUMP (REBUILT) | ** THIS IS A REBUILT PROCON PUMP ** | EA | PART           | <input type="checkbox"/> |
|    | CO52507X             | CO52507X    |                  | Procon | PROCON BRASS 170 PSIG PUMP       |                                     | EA | PART           | <input type="checkbox"/> |
|   | PROCON SERIES 1 PUMP |             |                  | Procon | PROCON SERIES 1 PUMP             | STANDARD VANE PUMP                  | EA | PART           | <input type="checkbox"/> |
|  | PROCON SERIES 2 PUMP |             |                  | Procon | PROCON SERIES 2 PUMP             | STANDARD VANE PUMP                  | EA | PART           | <input type="checkbox"/> |
|  | PROCON SERIES 3 PUMP |             |                  | Procon | PROCON SERIES 3 PUMP             | STANDARD VANE PUMP                  | EA | PART           | <input type="checkbox"/> |
|  | PROCON SERIES 4 PUMP |             |                  | Procon | PROCON SERIES 4 PUMP             | STANDARD VANE PUMP                  | EA | PART           | <input type="checkbox"/> |

| Picture  | Vendor Item                | GIS Item  | Alternate Item | Vendor    | Item Description 01                            | Item Description 02                      | UM | Classification              | NS                       |
|--|----------------------------|-----------|----------------|-----------|--|--|----|-----------------------------|--------------------------|
|    | PROCON<br>SERIES 5<br>PUMP |           |                | Procon    | PROCON SERIES 5<br>PUMP                        | STANDARD VANE<br>PUMP                    | EA | PART                        | <input type="checkbox"/> |
|    | B4122INL                   | B4122INL  |                | San Jamar | CONDIMENT TRAY<br>W/ NOTCHED LIDS<br>(OBS)     | SHOWS (1) IN<br>STOCK.                   | EA | Condiment<br>Dispenser      | <input type="checkbox"/> |
|   | C2010C                     | C2010C    |                | San Jamar | EZ-FIT PORTION<br>CUP DISPENSER                | FOR USE WITH<br>SAUCE CUPS               | EA | Cup<br>Dispensing<br>System | <input type="checkbox"/> |
|   | C2410C                     | C2410C    |                | San Jamar | 8-46 OZ. COUNTER-<br>MOUNT CUP<br>DISPENSER    | (ONE SIZE FITS ALL)<br>24" LENGTH, BLACK | EA | Cup<br>Dispensing<br>System | <input type="checkbox"/> |
|   | C2410C18                   | C2410C18  |                | San Jamar | 8-46 OZ. COUNTER-<br>MOUNT DISPENSER           | (ONE SIZE FITS ALL)<br>18" LENGTH        | EA | Cup<br>Dispensing<br>System | <input type="checkbox"/> |
|    | C2410SM                    | C2410SM   |                | San Jamar | 8-46 OZ. SURFACE<br>MOUNT DISPENSER            | (ONE SIZE FITS ALL)                      | EA | Cup<br>Dispensing<br>System | <input type="checkbox"/> |
|   | C2411RD                    | C2411-RED |                | San Jamar | RED MOUNTING<br>RING FOR 2410C<br>(OBS)        | SHOWS (26) IN<br>STOCK.                  | EA | PART                        | <input type="checkbox"/> |
|  | C2416                      | C2416     |                | San Jamar | BLACK RING FOR<br>C2802, C2803,<br>C2804 (OBS) | SHOWS (16) IN<br>STOCK.                  | EA | PART                        | <input type="checkbox"/> |
|  | C2416-RED                  | C2416-RED | C24RC          | San Jamar | RED RING FOR<br>C2410 (OBS)                    | SHOWS (23) IN<br>STOCK.                  | EA | PART                        | <input type="checkbox"/> |
|  | C2802                      | C2802     |                | San Jamar | CUP DISPENSING<br>CABINET W/ (2)<br>C2410C     | FOR 8-46 OZ. CUPS                        | EA | Cup<br>Dispensing<br>System | <input type="checkbox"/> |

| Picture   | Vendor Item | GIS Item | Alternate Item | Vendor    | Item Description 01                           | Item Description 02      | UM | Classification        | NS                       |
|---|-------------|----------|----------------|-----------|---|--------------------------|----|-----------------------|--------------------------|
|    | C2803       | C2803    |                | San Jamar | CUP DISPENSING CABINET W/ (3) C2410C          | FOR 8-46 OZ. CUPS        | EA | Cup Dispensing System | <input type="checkbox"/> |
|    | C2804       | C2804    |                | San Jamar | CUP DISPENSING CABINET W/ (4) C2410C          | FOR 8-46 OZ. CUPS        | EA | Cup Dispensing System | <input type="checkbox"/> |
|    | C3165TBL    | C3165TBL |                | San Jamar | PULL TYPE WATER CUP DISPENSER, BLUE           | FOR 4 TO 10 OZ CUPS, 16" | EA | Cup Dispensing System | <input type="checkbox"/> |
|    | C3165WH     | C3165WH  |                | San Jamar | PULL TYPE WATER CUP DISPENSER, WHITE          | FOR 4 TO 10 OZ CUPS, 16" | EA | Cup Dispensing System | <input type="checkbox"/> |
|    | C3200EF     | C3200EF  |                | San Jamar | 6-10 OZ FOAM SURFACE MOUNT CUP DISPENSER      | 45-DEGREES               | EA | Cup Dispensing System | <input type="checkbox"/> |
|    | C3200EV     | C3200EV  |                | San Jamar | 6-12 OZ COLD CUP SURFACE MOUNT CUP DISPENSER  | VERTICAL                 | EA | Cup Dispensing System | <input type="checkbox"/> |
|   | C3200P      | C3200P   |                | San Jamar | 6-12 (10 FOAM) OZ PULL TYPE CUP DISPENSER     |                          | EA | Cup Dispensing System | <input type="checkbox"/> |
|  | C3400EF     | C3400EF  |                | San Jamar | 12-24 OZ FOAM SURFACE MOUNT CUP DISPENSER     | 45-DEGREES               | EA | Cup Dispensing System | <input type="checkbox"/> |
|  | C3400EH     | C3400EH  |                | San Jamar | 12-24 OZ COLD CUP SURFACE MOUNT CUP DISPENSER | HORIZONTAL               | EA | Cup Dispensing System | <input type="checkbox"/> |
|  | C3400EV     | C3400EV  |                | San Jamar | 12-24 OZ COLD CUP SURFACE MOUNT CUP DISPENSER | VERTICAL                 | EA | Cup Dispensing System | <input type="checkbox"/> |

| Picture   | Vendor Item | GIS Item | Alternate Item | Vendor    | Item Description 01                                 | Item Description 02                         | UM | Classification              | NS                       |
|---|-------------|----------|----------------|-----------|---|---|----|-----------------------------|--------------------------|
|    | C3400P      | C3400P   |                | San Jamar | 12-24 OZ PULL<br>TYPE CUP<br>DISPENSER              |   | EA | Cup<br>Dispensing<br>System | <input type="checkbox"/> |
|     | C3422XC     | C3422XC  |                | San Jamar | C3400 LID   |   | EA | PART                        | <input type="checkbox"/> |
|    | C3500EF     | C3500EF  |                | San Jamar | 32-46 OZ FOAM<br>SURFACE MOUNT<br>CUP DISPENSER     | 45-DEGREES                                  | EA | Cup<br>Dispensing<br>System | <input type="checkbox"/> |
|    | C3500EH     | C3500EH  |                | San Jamar | 32-46 OZ COLD CUP<br>SURFACE MOUNT<br>CUP DISPENSER | HORIZONTAL                                  | EA | Cup<br>Dispensing<br>System | <input type="checkbox"/> |
|    | C3500EV     | C3500EV  |                | San Jamar | 32-46 OZ COLD CUP<br>SURFACE MOUNT<br>CUP DISPENSER | VERTICAL                                    | EA | Cup<br>Dispensing<br>System | <input type="checkbox"/> |
|    | C3500P      | C3500P   |                | San Jamar | 32-46 OZ PULL<br>TYPE CUP<br>DISPENSER              |   | EA | Cup<br>Dispensing<br>System | <input type="checkbox"/> |
|    | C3522XC     | C3522XC  |                | San Jamar | C3500 LID   |   | EA | PART                        | <input type="checkbox"/> |
|  | C3606       | C3606    |                | San Jamar | 6 STATION STAND<br>(OBS)                            | SHOWS (1) IN<br>STOCK.                      | EA | Cup<br>Dispensing<br>System | <input type="checkbox"/> |
|  | C3613SG     | C3613SG  |                | San Jamar | 3 SIDED (SAND<br>GRANITE) DISP<br>STAND (OBS)       | SHOWS (5) IN<br>STOCK.                      | EA | Cup<br>Dispensing<br>System | <input type="checkbox"/> |
|  | C3750       | C3750    |                | San Jamar | MEDIUM VOLUME<br>DISPENSER STAND<br>(OBS)           | (HOLDS UP TO 4<br>DISPENSERS). (2)<br>STOCK | EA | Cup<br>Dispensing<br>System | <input type="checkbox"/> |













| Picture | Vendor Item | GIS Item | Alternate Item | Vendor    | Item Description 01                      | Item Description 02                   | UM | Classification           | NS                       |
|---------|-------------|----------|----------------|-----------|--|---------------------------------------|----|--------------------------|--------------------------|
|         | C3800F      | C3800F   |                | San Jamar | 3 CUP S/S CABINET DISPENSER SYSTEM (OBS) | (1 SM 2 MED FOAM CUPS). (3) IN STOCK. | EA | Cup Dispensing System    | <input type="checkbox"/> |
|         | C3800SP     | C3800SP  |                | San Jamar | 3 CUP S/S CABINET DISPENSER SYSTEM (OBS) | (4H 4H 5H). SHOWS (1) IN STOCK.       | EA | Cup Dispensing System    | <input type="checkbox"/> |
|         | C3810       | C3810    |                | San Jamar | 1 HOLE CUP CABINET W/ C2510C DISP (OBS)  | SHOWS (3) IN STOCK.                   | EA | Cup Dispensing System    | <input type="checkbox"/> |
|         | C4200PF     | C4200PF  |                | San Jamar | FOAM CUP DISPENSER                       | SHOWS (2) IN STOCK.                   | EA | Cup Dispensing System    | <input type="checkbox"/> |
|         | C4400PF     | C4400PF  |                | San Jamar | MEDIUM FOAM CUP DISPENSER, PULL TYPE     | SHOWS (2) IN STOCK.                   | EA | Cup Dispensing System    | <input type="checkbox"/> |
|         | C754PL      | C754PL   |                | San Jamar | WALL BRACKET                             |                                       | EA | PART                     | <input type="checkbox"/> |
|         | L1014       | L1014    |                | San Jamar | LID STATION (3 LID)                      |                                       | EA | Lid Dispensing System    | <input type="checkbox"/> |
|         | L1022       | L1022    |                | San Jamar | LID STATION (5 LID) W/ DETATCHABLE       | STRAW HOLDER                          | EA | Lid Dispensing System    | <input type="checkbox"/> |
|         | L1030       | LA1030   |                | San Jamar | STIRRER/STRAW HOLDER (OBS)               | SHOWS (10) IN STOCK.                  | EA | Organizer, Straw-Stirrer | <input type="checkbox"/> |
|         | L1050       | L1050    |                | San Jamar | LID ORGANIZER (C3750) (OBS)              | SHOWS (1) IN STOCK.                   | EA | Lid Dispensing System    | <input type="checkbox"/> |

| Picture | Vendor Item | GIS Item | Alternate Item | Vendor    | Item Description 01                    | Item Description 02                  | UM | Classification        | NS                       |
|---------|-------------|----------|----------------|-----------|--|--------------------------------------|----|-----------------------|--------------------------|
|         | L2100       | L2100    |                | San Jamar | LID ORGANIZER (OBS)                    | SHOWS (1) IN STOCK.                  | EA | Lid Dispensing System | <input type="checkbox"/> |
|         | L2150       | L2150    |                | San Jamar | NARROW LID ORGANIZER                   |                                      | EA | Lid Dispensing System | <input type="checkbox"/> |
|         | L3200       | L3200    |                | San Jamar | SINGLE SMALL LID DISPENSER             | (STAND OR WALL MOUNT)                | EA | Lid Dispensing System | <input type="checkbox"/> |
|         | L3400       | L3400    |                | San Jamar | SINGLE MEDIUM LID DISPENSER            |                                      | EA | Lid Dispensing System | <input type="checkbox"/> |
|         | L3402       | L3402    |                | San Jamar | DOUBLE MEDIUM LID DISPENSER            |                                      | EA | Lid Dispensing System | <input type="checkbox"/> |
|         | L3500       | L3500    |                | San Jamar | SINGLE LARGE LID DISPENSER             | (STAND OR WALL MOUNT). (3) IN STOCK. | EA | Lid Dispensing System | <input type="checkbox"/> |
|         | L3502       | L3502    |                | San Jamar | DOUBLE LARGE LID DISPENSER             | (STAND OR WALL MOUNT). (6) IN STOCK. | EA | Lid Dispensing System | <input type="checkbox"/> |
|         | LA1050      | L1050    |                | San Jamar | LID ORGANIZER (C3750) (OBS)            | SHOWS (1) IN STOCK.                  | EA | Lid Dispensing System | <input type="checkbox"/> |
|         | R6500TBK    | R6500TBK |                | San Jamar | QUANTUM 13" JBT TISSUE DISPENSER       |                                      | EA | OTHER                 | <input type="checkbox"/> |
|         | XC2422L     | XC2422L  |                | San Jamar | REPLACEMENT GASKET, LARGE, 3 EA, C2410 | SHOWS (4) IN STOCK.                  | EA | PART                  | <input type="checkbox"/> |

| Picture  | Vendor Item | GIS Item | Alternate Item | Vendor    | Item Description 01                      | Item Description 02        | UM | Classification | NS                       |
|--|-------------|----------|----------------|-----------|--|----------------------------|----|----------------|--------------------------|
|    | XC2422M     | XC2422M  |                | San Jamar | REPLACEMENT GASKET, MEDIUM, 3 EA, C2410  | FOR C2410                  | EA | PART           | <input type="checkbox"/> |
|    | XC2422S     | XC2422S  |                | San Jamar | REPLACEMENT GASKET, SMALL, 3 EACH        |                            | EA | PART           | <input type="checkbox"/> |
|    | XC2422XL    | XC2422XL |                | San Jamar | REPLACEMENT GASKET, X-LARGE, 3 EA, C2410 | FOR C2410                  | EA | PART           | <input type="checkbox"/> |
|    | XC2426      | XC2426   |                | San Jamar | REPLACEMENT GASKET S/M/L/XL, 1 EA, C2410 | FOR C2410                  | EA | PART           | <input type="checkbox"/> |
|    | XC3208F     | XC3208F  |                | San Jamar | FOAM SPRING FOR 3200                     | INCLUDES SPRING AND PUSHER | EA | PART           | <input type="checkbox"/> |
|    | XC3208H     | XC3208H  |                | San Jamar | PAPER / PLASTIC SPRING FOR 3200          | INCLUDES SPRING AND PUSHER | EA | PART           | <input type="checkbox"/> |
|   | XC3408F     | XC3408F  |                | San Jamar | FOAM SPRING FOR 3400                     | INCLUDES SPRING AND PUSHER | EA | PART           | <input type="checkbox"/> |
|  | XC3408H     | XC3408H  |                | San Jamar | PAPER / PLASTIC SPRING FOR 3400          | INCLUDES SPRING AND PUSHER | EA | PART           | <input type="checkbox"/> |
|  | XC3508F     | XC3508F  |                | San Jamar | FOAM SPRING FOR 3500                     | INCLUDES SPRING AND PUSHER | EA | PART           | <input type="checkbox"/> |
|  | XC3508H     | XC3508H  |                | San Jamar | PAPER / PLASTIC SPRING FOR 3500          | INCLUDES SPRING AND PUSHER | EA | PART           | <input type="checkbox"/> |

| Picture   | Vendor Item | GIS Item    | Alternate Item | Vendor    | Item Description 01                                 | Item Description 02       | UM | Classification          | NS                       |
|---|-------------|-------------|----------------|-----------|---|---------------------------|----|-------------------------|--------------------------|
|    | 210-0046    | 210-0046    | 210-0046-SP    | Schroeder | GASKET, SHANK,<br>POST-MIX VALVE                    |                           | EA | PART                    | <input type="checkbox"/> |
|     | 316-0004    | 316-0004    | 316-0004-SP    | Schroeder | SYRUP SEPARATOR                                     |                           | EA | PART                    | <input type="checkbox"/> |
|    | 625-0004    | 625-0004    | 625-0004-SP    | Schroeder | FITTING, A, SS,<br>INLET, 1/4" Bb (1)<br>W/ O-RINGS | .375 ORING X .250<br>BARB | EA | Fitting, General        | <input type="checkbox"/> |
|    | 625-0005    | 625-0005    | 625-0005-SP    | Schroeder | FITTING, A, SS,<br>INLET, 3/8" Bb (1)<br>W/ O-RINGS | .375 ORG X .375<br>BARB   | EA | Fitting, General        | <input type="checkbox"/> |
|    | 639-0069    | 639-0069    | 639-0069-SP    | Schroeder | MECHANICAL<br>VALVE ASSEMBLY<br>SODA                |                           | EA | PART                    | <input type="checkbox"/> |
|    | 645-0173    | 645-0173    |                | Schroeder | SHANK ASSY, POST-<br>MIX VALVE                      |                           | EA | PART                    | <input type="checkbox"/> |
|   | 645-0251    | 645-0251    |                | Schroeder | POSTMIX VALVE<br>ASSEMBLY                           |                           | EA | PART                    | <input type="checkbox"/> |
|  | 675-0017-SP | 675-0017-SP |                | Schroeder | SANITARY HOLSTER<br>& DRAIN                         |                           | EA | PART                    | <input type="checkbox"/> |
|  | 675-0209    | 675-0209    |                | Schroeder | RATTLER BARGUN<br>SERVICE KIT                       |                           | EA | Accessory<br>(Beverage) | <input type="checkbox"/> |
|  | 919-0003    | 919-0003    |                | Schroeder | CARBONATOR, 1/3<br>HP, 100 GPH, 2.5<br>GAL TANK     | 2 SODA OUTLETS            | EA | Carbonator              | <input type="checkbox"/> |

| Picture   | Vendor Item           | GIS Item              | Alternate Item   | Vendor    | Item Description 01                          | Item Description 02             | UM | Classification | NS                       |
|---|-----------------------|-----------------------|------------------|-----------|--|---------------------------------|----|----------------|--------------------------|
|    | 925-0001-100          | 925-0001-100          |                  | Schroeder | SINGLE TEA URN<br>W/ BASE, GOLD<br>PEAK      |                                 | EA | Tea Dispenser  | <input type="checkbox"/> |
|    | 925-0003-101          | 925-0003-101          |                  | Schroeder | TWIN TEA URN<br>W/BASE, GOLD<br>PEAK         |                                 | EA | Tea Dispenser  | <input type="checkbox"/> |
|    | 925-0024-213          | 925-0024-213          |                  | Schroeder | GENERIC 2V<br>ELECTRIC PUMP<br>(OBS)         | SHOWS (1) IN<br>STOCK.          | EA | PART           | <input type="checkbox"/> |
|    | 925-0035              | 925-0035              |                  | Schroeder | 3-VALVE MULTI-<br>FLAVOR TEA<br>DISPENSER    | GOLD PEAK,<br>AMBIENT TOWER     | EA | Tea Dispenser  | <input type="checkbox"/> |
|    | 925-0036              | 925-0036              |                  | Schroeder | 2-VALVE MULTI-<br>FLAVOR TEA<br>DISPENSER    | GOLD PEAK,<br>AMBIENT TOWER     | EA | Tea Dispenser  | <input type="checkbox"/> |
|    | 925-0037              | 925-0037              |                  | Schroeder | 4-VALVE MULTI-<br>FLAVOR TEA<br>DISPENSER    | GOLD PEAK,<br>AMBIENT TOWER     | EA | Tea Dispenser  | <input type="checkbox"/> |
|   | 950-12640-1-<br>01-30 | 950-12640-1-<br>01-30 |                  | Schroeder | 12B (6C/4NC) BAR<br>GUN (OBS)                | SHOWS (3) IN<br>STOCK.          | EA | Bar-Gun        | <input type="checkbox"/> |
|  | 951C-0860-<br>1M-007  | 951C-0860-<br>1M      | 954C-0860-<br>1M | Schroeder | 8-BUTTON RATTLER<br>BARGUN, MC, 30",<br>RED  | 6 CARB, 0 NON-<br>CARB, POSTMIX | EA | Bar-Gun        | <input type="checkbox"/> |
|  | 951C-0860-<br>3M-007  | 951C-0860-<br>3M      | 954C-0860-<br>3M | Schroeder | 8-BUTTON RATTLER<br>BARGUN, MC, 48",<br>RED  | 6 CARB, 0 NON-<br>CARB, POSTMIX | EA | Bar-Gun        | <input type="checkbox"/> |
|  | 951C-1062-1F-<br>001  | 951C-1062-1F          | 954C-1062-1F     | Schroeder | 10-BUTTON<br>RATTLER BARGUN,<br>FC, 30", RED | 6 CARB, 2 NON-<br>CARB, POSTMIX | EA | Bar-Gun        | <input type="checkbox"/> |

| Picture  | Vendor Item      | GIS Item     | Alternate Item | Vendor    | Item Description 01                    | Item Description 02         | UM | Classification | NS                       |
|--|------------------|--------------|----------------|-----------|--|-----------------------------|----|----------------|--------------------------|
|    | 951C-1062-1M-001 | 951C-1062-1M | 954C-1062-1M   | Schroeder | 10-BUTTON RATTLER BARGUN, MC, 30", RED | 6 CARB, 2 NON-CARB, POSTMIX | EA | Bar-Gun        | <input type="checkbox"/> |
|    | 951C-1062-3M-001 | 951C-1062-3M | 954C-1062-3M   | Schroeder | 10-BUTTON RATTLER BARGUN, MC, 48", RED | 6 CARB, 2 NON-CARB, POSTMIX | EA | Bar-Gun        | <input type="checkbox"/> |
|    | 951C-1264-1F-003 | 951C-1264-1F | 954C-1264-1F   | Schroeder | 12-BUTTON RATTLER BARGUN, FC, 30", RED | 6 CARB, 4 NON-CARB, POSTMIX | EA | Bar-Gun        | <input type="checkbox"/> |
|    | 951C-1264-1M-003 | 951C-1264-1M | 954C-1264-1M   | Schroeder | 12-BUTTON RATTLER BARGUN, MC, 30", RED | 6 CARB, 4 NON-CARB, POSTMIX | EA | Bar-Gun        | <input type="checkbox"/> |
|    | 951C-1264-3M-003 | 951C-1264-3M | 954C-1264-3M   | Schroeder | 12-BUTTON RATTLER BARGUN, MC, 48", RED | 6 CARB, 4 NON-CARB, POSTMIX | EA | Bar-Gun        | <input type="checkbox"/> |
|    | 951C-1466-1F-005 | 951C-1466-1F | 954C-1466-1F   | Schroeder | 14-BUTTON RATTLER BARGUN, FC, 30", RED | 6 CARB, 6 NON-CARB, POSTMIX | EA | Bar-Gun        | <input type="checkbox"/> |
|   | 951C-1466-1M-005 | 951C-1466-1M | 954C-1466-1M   | Schroeder | 14-BUTTON RATTLER BARGUN, MC, 30", RED | 6 CARB, 6 NON-CARB, POSTMIX | EA | Bar-Gun        | <input type="checkbox"/> |
|  | 951C-1466-3F-005 | 951C-1466-3F | 954C-1466-3F   | Schroeder | 14-BUTTON RATTLER BARGUN, FC, 48", RED | 6 CARB, 6 NON-CARB, POSTMIX | EA | Bar-Gun        | <input type="checkbox"/> |
|  | 951C-1466-3M-005 | 951C-1466-3M | 954C-1466-3M   | Schroeder | 14-BUTTON RATTLER BARGUN, MC, 48", RED | 6 CARB, 6 NON-CARB, POSTMIX | EA | Bar-Gun        | <input type="checkbox"/> |
|  | 954C-0851-3F     | 954C-0851-3F |                | Schroeder | 8-BUTTON RATTLER BARGUN, FC, 48", RED  | 5 CARB, 1 NON-CARB, POSTMIX | EA | Bar-Gun        | <input type="checkbox"/> |

| Picture  | Vendor Item  | GIS Item     | Alternate Item | Vendor    | Item Description 01                    | Item Description 02         | UM | Classification | NS                                  |
|--|--------------|--------------|----------------|-----------|--|-----------------------------|----|----------------|-------------------------------------|
|    | 954C-0860-1F | 954C-0860-1F |                | Schroeder | 8-BUTTON RATTLER BARGUN, FC, 30", RED  | 6 CARB, 0 NON-CARB, POSTMIX | EA | Bar-Gun        | <input type="checkbox"/>            |
|    | 954C-0860-1M |              |                | Schroeder | 8-BUTTON RATTLER BARGUN, MC, 30", RED  | 6 CARB, 0 NON-CARB, POSTMIX | EA | Bar-Gun        | <input checked="" type="checkbox"/> |
|    | 954C-0860-3F | 954C-0860-3F |                | Schroeder | 8-BUTTON RATTLER BARGUN, FC, 48", RED  | 6 CARB, 0 NON-CARB, POSTMIX | EA | Bar-Gun        | <input type="checkbox"/>            |
|    | 954C-0860-3M |              |                | Schroeder | 8-BUTTON RATTLER BARGUN, MC, 48", RED  | 6 CARB, 0 NON-CARB, POSTMIX | EA | Bar-Gun        | <input checked="" type="checkbox"/> |
|    | 954C-1062-1F | 954C-1062-1F |                | Schroeder | 10-BUTTON RATTLER BARGUN, FC, 30", RED | 6 CARB, 2 NON-CARB, POSTMIX | EA | Bar-Gun        | <input type="checkbox"/>            |
|    | 954C-1062-1M |              |                | Schroeder | 10-BUTTON RATTLER BARGUN, MC, 30", RED | 6 CARB, 2 NON-CARB, POSTMIX | EA | Bar-Gun        | <input checked="" type="checkbox"/> |
|   | 954C-1062-3F | 954C-1062-3F |                | Schroeder | 10-BUTTON RATTLER BARGUN, FC, 48", RED | 6 CARB, 2 NON-CARB, POSTMIX | EA | Bar-Gun        | <input type="checkbox"/>            |
|  | 954C-1062-3M |              |                | Schroeder | 10-BUTTON RATTLER BARGUN, MC, 48", RED | 6 CARB, 2 NON-CARB, POSTMIX | EA | Bar-Gun        | <input checked="" type="checkbox"/> |
|  | 954C-1264-1F | 954C-1264-1F |                | Schroeder | 12-BUTTON RATTLER BARGUN, FC, 30", RED | 6 CARB, 4 NON-CARB, POSTMIX | EA | Bar-Gun        | <input type="checkbox"/>            |
|  | 954C-1264-1M |              |                | Schroeder | 12-BUTTON RATTLER BARGUN, MC, 30", RED | 6 CARB, 4 NON-CARB, POSTMIX | EA | Bar-Gun        | <input checked="" type="checkbox"/> |

Non-Stocked, Lead Time

Non-Stocked, Lead Time

Non-Stocked, Lead Time

Non-Stocked, Lead Time

Non-Stocked, Lead Time

| Picture   | Vendor Item  | GIS Item     | Alternate Item | Vendor    | Item Description 01                    | Item Description 02         | UM | Classification | NS                                  |
|---|--------------|--------------|----------------|-----------|--|-----------------------------|----|----------------|-------------------------------------|
|     | 954C-1264-3F | 954C-1264-3F |                | Schroeder | 12-BUTTON RATTLER BARGUN, FC, 48", RED | 6 CARB, 4 NON-CARB, POSTMIX | EA | Bar-Gun        | <input type="checkbox"/>            |
|     | 954C-1264-3M |              |                | Schroeder | 12-BUTTON RATTLER BARGUN, MC, 48", RED | 6 CARB, 4 NON-CARB, POSTMIX | EA | Bar-Gun        | <input checked="" type="checkbox"/> |
|     | 954C-1466-1F | 954C-1466-1F |                | Schroeder | 14-BUTTON RATTLER BARGUN, FC, 30", RED | 6 CARB, 6 NON-CARB, POSTMIX | EA | Bar-Gun        | <input type="checkbox"/>            |
|     | 954C-1466-1M |              |                | Schroeder | 14-BUTTON RATTLER BARGUN, MC, 30", RED | 6 CARB, 6 NON-CARB, POSTMIX | EA | Bar-Gun        | <input checked="" type="checkbox"/> |
|     | 954C-1466-3F | 954C-1466-3F |                | Schroeder | 14-BUTTON RATTLER BARGUN, FC, 48", RED | 6 CARB, 6 NON-CARB, POSTMIX | EA | Bar-Gun        | <input type="checkbox"/>            |
|     | 954C-1466-3M |              |                | Schroeder | 14-BUTTON RATTLER BARGUN, MC, 48", RED | 6 CARB, 6 NON-CARB, POSTMIX | EA | Bar-Gun        | <input checked="" type="checkbox"/> |
|    | 959-0007-01  | 959-0007-01  |                | Schroeder | SCHROEDER 4 FLAVOR TEA URN             |                             | EA | Tea Dispenser  | <input type="checkbox"/>            |
|   | 959-0007-02  | 959-0007-02  |                | Schroeder | SCHROEDER 4 FLAVOR TEA URN             |                             | EA | Tea Dispenser  | <input type="checkbox"/>            |
|   | 02-2976-01   | 02-2976-01   |                | Scotsman  | AIR FILTER                             |                             | EA | Air Filter     | <input type="checkbox"/>            |
|  | 02-3383-01   | 02-3383-01   |                | Scotsman  | FLOAT BAR                              | FOR CME256/506/656/806      | EA | PART           | <input type="checkbox"/>            |

Non-Stocked, Lead Time

Non-Stocked, Lead Time




Non-Stocked, Lead Time



| Picture  | Vendor Item | GIS Item    | Alternate Item | Vendor   | Item Description 01       | Item Description 02              | UM | Classification | NS                                  |
|--|-------------|-------------|----------------|----------|---------------------------|----------------------------------|----|----------------|-------------------------------------|
|    | 02-3815-01  | 02-3815-01  |                | Scotsman | EVAPORATOR COVER          | FOR CME306, CME456, CME456R      | EA | Splash Curtain | <input type="checkbox"/>            |
|    | 02-3820-21  | 02-3820-21  |                | Scotsman | TOP PANEL, PLASTIC        | FOR CME306, CME456, CME456R      | EA | PART           | <input type="checkbox"/>            |
|    | 02-3834-01  | 02-3834-01  |                | Scotsman | INSULATION                | FOR CME306, CME456, CME456R      | EA | PART           | <input type="checkbox"/>            |
|    | 11-0353-23  | 11-0353-23  |                | Scotsman | ICE LEVEL CONTROL         | FOR AC25/30, HC400/800, MC35     | EA | PART           | <input type="checkbox"/>            |
|    | 11-0395-22  | 11-0395-22  |                | Scotsman | CUBE SIZE CONTROL         | FOR SCOTSMAN MODEL: DC33         | EA | PART           | <input type="checkbox"/>            |
|    | 11-0612-52  |             |                | Scotsman | SERVICE BOARD ASSEMBLY    | FOR UF424A                       | EA | Control Board  | <input checked="" type="checkbox"/> |
|   | 12-2430-44  | 12-2430-44  |                | Scotsman | GEM MOTOR SWITCH START GE | FOR VARIOUS SCOTSMAN MODELS      | EA | PART           | <input type="checkbox"/>            |
|  | 12-2548-01  | 12-2548-01  |                | Scotsman | WATER INLET VALVE         | FOR CME SERIES, CP2086, SCE275   | EA | Water Valve    | <input type="checkbox"/>            |
|  | 12-2838-24  | 12-2838-024 |                | Scotsman | ELECTRONIC CONTROL KIT    | SCOTSMAN CONTROL BOARD UNIVERSAL | EA | PART           | <input type="checkbox"/>            |
|  | 12-2922-02  | 12-2922-02  | 12-3124-02     | Scotsman | WATER INLET VALVE (OBS)   | * REPLACED BY OEM # 12-3124-02   | EA | Water Valve    | <input type="checkbox"/>            |

Non-Stocked,  
Lead Time

| Picture   | Vendor Item | GIS Item   | Alternate Item | Vendor   | Item Description 01                      | Item Description 02                           | UM | Classification        | NS                       |
|---|-------------|------------|----------------|----------|--|---|----|-----------------------|--------------------------|
|    | 12-3124-02  | 12-3124-02 |                | Scotsman | WATER INLET VALVE                        | FOR C SERIES, CO522MA/530MA                   | EA | Water Valve           | <input type="checkbox"/> |
|     | 18-8882-01  | 18-8882-01 |                | Scotsman | FAN BLADE                                | FOR C SERIES, F SERIES, N SERIES              | EA | Fan Blade             | <input type="checkbox"/> |
|    | A29915-002  | A29915002  |                | Scotsman | COUPLER                                  | FOR VARIOUS SCOTSMAN MODELS                   | EA | PART                  | <input type="checkbox"/> |
|     | A39030-021  | A39030-021 |                | Scotsman | WATER LEVEL SENSOR                       | FOR C SERIES, CO522MA/530MA, EH130/222/330/43 | EA | PART                  | <input type="checkbox"/> |
|    | BRTE25      | BRTE25     |                | Scotsman | 25' LINE SET FOR REMOTE UNITS            |   | EA | Accessory (Ice Maker) | <input type="checkbox"/> |
|    | BRTE40      | BRTE40     |                | Scotsman | 40' LINE SET FOR REMOTE UNITS            |   | EA | Accessory (Ice Maker) | <input type="checkbox"/> |
|    | KBT29       | KBT29      |                | Scotsman | BIN TOP, B842, 30" CUBER, SCOTSMAN       |   | EA | Adapter Kit, Icemaker | <input type="checkbox"/> |
|   | KFSTM       | KFSTM      |                | Scotsman | ADAPTER KIT, FREE STYLE / NUGGET         |   | EA | Adapter Kit, Icemaker | <input type="checkbox"/> |
|  | KVS         | KVS        |                | Scotsman | VARISMART ICE LEVEL CONTROL              | FOR SCOTSMAN PRODIGY                          | EA | Accessory (Ice Maker) | <input type="checkbox"/> |
|  | 04-1002-00  | 04-1002-00 |                | Shurflo  | BREAK LOCKING ASSY KIT FOR BIB CASTER 4" |   | EA | PART                  | <input type="checkbox"/> |

| Picture   | Vendor Item  | GIS Item     | Alternate Item | Vendor  | Item Description 01                         | Item Description 02                       | UM | Classification        | NS                       |
|---|--------------|--------------|----------------|---------|---|---|----|-----------------------|--------------------------|
|    | 183-130-00   | 183-069-07   |                | Shurflo | WATER<br>REGULATOR VALVE<br>1/2", 30 PSI    |   | EA | Accessory,<br>General | <input type="checkbox"/> |
|    | 183-150-00   | 183-059-06   | 183-150-SS     | Shurflo | WATER<br>REGULATOR 50<br>P.S.I.             | 3/8 BARB FTG, SS                          | EA | Accessory,<br>General | <input type="checkbox"/> |
|    | 183-165-SS   | 183-165-SS   | 183-165-PG     | Shurflo | WATER<br>REGULATOR 65<br>P.S.I.             | 3/8 BARB SS, PG<br>(OEM # 183-165-<br>PG) | EA | Accessory,<br>General | <input type="checkbox"/> |
|    | 186-000      | 186-000      | 94-054-02      | Shurflo | VACUUM<br>REGULATOR, 3/8<br>FITTING S (OBS) | SHOWS (20) IN<br>STOCK.                   | EA | PART                  | <input type="checkbox"/> |
|    | 2088-594-144 | 2088-594-144 |                | Shurflo | SHURFLO 2088<br>ELECTRIC PUMP               |   | EA | Water Pump            | <input type="checkbox"/> |
|    | 22-109-00    | 22-109-00    |                | Shurflo | SHURFLO 2-PUMP<br>BRACKET (OBS)             |   | EA | Accessory,<br>General | <input type="checkbox"/> |
|   | 22-123       | 22-123       | 84-027-00      | Shurflo | MOUNTING<br>BRACKET, (1) PUMP<br>(OBS)      | SHOWS (16) IN<br>STOCK.                   | EA | Accessory,<br>General | <input type="checkbox"/> |
|  | 25-009       | 25-009       |                | Shurflo | PUMP SHIELD (OBS)                           | SHOWS (19) IN<br>STOCK.                   | EA | Accessory,<br>General | <input type="checkbox"/> |
|  | 41-230-60    | 41-230-00    | 2623985        | Shurflo | BLADDER, 2 GAL,<br>BOOSTER TANK             |   | EA | PART                  | <input type="checkbox"/> |
|  | 8025-933-289 | 8025-933-289 |                | Shurflo | ELECTRIC 8025<br>BOOSTER PUMP               | 1.4 GPM, 95 PSI,<br>115V                  | EA | Water Booster         | <input type="checkbox"/> |











| Picture  | Vendor Item | GIS Item   | Alternate Item | Vendor  | Item Description 01                   | Item Description 02                       | UM | Classification     | NS                                  |
|--|-------------|------------|----------------|---------|---------------------------------------|---|----|--------------------|-------------------------------------|
|    | 804-001     | 804-001    |                | Shurflo | MINI-WATER BOOSTER SYSTEM, 21 OZ TANK | 60 PSI SHUTOFF, 1/4" X 3/8" BARBS, 115V   | EA | Water Booster      | <input type="checkbox"/>            |
|    | 804-002     |            |                | Shurflo | MINI-WATER BOOSTER SYSTEM, 21 OZ TANK | 90 PSI SHUTOFF, 3/8" X 3/8" BARBS, 115V   | EA | Water Booster      | <input checked="" type="checkbox"/> |
|    | 804-023     | 804-023    |                | Shurflo | MEDIUM WATER BOOSTER SYSTEM           | SHURflo 8000 Series Pump, 90 psi, 115 VAC | EA | Water Booster      | <input type="checkbox"/>            |
|    | 804-031     | 804-031    |                | Shurflo | MEDIUM 'G' WATER BOOSTER SYSTEM       | 70 PSI, INLET/OUTLET FITTINGS: 3/8"       | EA | Water Booster      | <input type="checkbox"/>            |
|    | 804-034     |            |                | Shurflo | MEDIUM WATER BOOSTER SYSTEM           | SHURflo 8000 Series Pump, 90 psi, 240 VAC | EA | Water Booster      | <input checked="" type="checkbox"/> |
|    | 804-042     |            |                | Shurflo | MINI-WATER BOOSTER SYSTEM, 21 OZ TANK | 90 PSI SHUTOFF, 3/8" X 3/8" BARBS, 240V   | EA | Water Booster      | <input checked="" type="checkbox"/> |
|   | 804-062     | 804-062    |                | Shurflo | WATER BOOST SYSTEM (OBS)              | SHOWS (1) IN STOCK.                       | EA | Water Booster      | <input type="checkbox"/>            |
|  | 804-066     |            |                | Shurflo | MEDIUM WATER BOOSTER SYSTEM           | SHURflo 8000 Series Pump, 60 psi, 115 VAC | EA | Water Booster      | <input checked="" type="checkbox"/> |
|  | 84-027-00   | 22-123     | CY84-027-00    | Shurflo | MOUNTING BRACKET, (1) PUMP            | FOR 94-360 SERIES                         | EA | Accessory, General | <input type="checkbox"/>            |
|  | 84-1166-00  | 84-1166-00 |                | Shurflo | 3/8 BARB CHECK VALVE, WATER REGULATOR |   | EA | Accessory, General | <input type="checkbox"/>            |

Non-Stocked, Lead Time








Non-Stocked, Lead Time

Non-Stocked, Lead Time



Non-Stocked, Lead Time

| Picture  | Vendor Item | GIS Item  | Alternate Item | Vendor  | Item Description 01                           | Item Description 02        | UM | Classification          | NS                       |
|--|-------------|-----------|----------------|---------|---|----------------------------|----|-------------------------|--------------------------|
|   | 84-306-02   | 84-306-02 | 2549637        | Shurflo | FITTING, L, SS,<br>BOOSTER ELBOW<br>1/2" BARB | QUICK-CONNECT<br>ELBOW     | EA | Fitting, General        | <input type="checkbox"/> |
|    | 94-054-00   | 94-054-00 | 94-054-02      | Shurflo | VACUUM<br>REGULATOR, 3/8"<br>FITTINGS         |                            | EA | PART                    | <input type="checkbox"/> |
|    | 94-056-00   | 184-000   | 1043728        | Shurflo | SHURFLO SHUTOFF<br>(94-056-00)                | 3-WAY SANITIZING<br>VALVE  | EA | Accessory<br>(Beverage) | <input type="checkbox"/> |
|    | 94-178-01   | 84-042-01 |                | Shurflo | FITTING, L, PL, 3/8"<br>Bb, SYRUP ELBOW       | LIQUID INLET,<br>WHITE     | EA | Fitting, General        | <input type="checkbox"/> |
|    | 94-178-07   | 84-044-01 | 7112           | Shurflo | FITTING, L, SS, 1/4"<br>BARB SYRUP ELBOW      |                            | EA | Fitting, General        | <input type="checkbox"/> |
|    | 94-178-16   | 94-178-16 |                | Shurflo | YELLOW 1/4" BARB<br>CO2 ELBOW                 | SHUT-OFF W/<br>CHECK VALVE | EA | Fitting, General        | <input type="checkbox"/> |
|   | 94-178-17   | 94-178-17 |                | Shurflo | YELLOW 1/4" BARB<br>CO2 TEE W/ CHECK          | VALVE                      | EA | Fitting, General        | <input type="checkbox"/> |
|  | 94-178-18   | 94-178-18 | 7113           | Shurflo | FITTING, L, SS, 3/8"<br>Bb SYRUP ELBOW        |                            | EA | Fitting, General        | <input type="checkbox"/> |
|  | 94-178-22   | 94-178-22 | 1008116        | Shurflo | 1/4" BARB BRASS<br>CO2 ELBOW W/<br>CHECK      | VALVE                      | EA | Fitting, General        | <input type="checkbox"/> |
|  | 94-178-23   | 94-178-23 | 1001876        | Shurflo | 1/4" BARB BRASS<br>CO2 TEE W/ CHECK<br>VALVE  |                            | EA | Fitting, General        | <input type="checkbox"/> |

| Picture  | Vendor Item | GIS Item    | Alternate Item | Vendor  | Item Description 01                    | Item Description 02                      | UM | Classification          | NS                       |
|--|-------------|-------------|----------------|---------|--|--|----|-------------------------|--------------------------|
|    | 94-178-51   | 94-178-51   | 7135           | Shurflo | FITTING, L, SS, 1/2"<br>Bb SYRUP ELBOW |  | EA | Fitting, General        | <input type="checkbox"/> |
|    | 94-211-16   | 311-000     |                | Shurflo | FOB-STOP<br>W/BACKFLUSH                |  | EA | Accessory,<br>General   | <input type="checkbox"/> |
|    | 94-260-01   | 94-260-01   | 1042696        | Shurflo | 3:1 BRIX PUMP W/<br>SOLD-OUT           | 3/8" BARB FITTINGS                       | EA | Accessory<br>(Beverage) | <input type="checkbox"/> |
|    | 94-260-03   | 94-260-03   | 1041334        | Shurflo | 4:1 BRIX PUMP W/<br>AUTO SHUTOFF       | 3/8" BARB FITTINGS                       | EA | Accessory<br>(Beverage) | <input type="checkbox"/> |
|    | 94-260-05   | 94-260-05   | 1002950        | Shurflo | 5:1 BRIX PUMP W/<br>AUTO SHUTOFF       | 3/8" BARB FITTINGS                       | EA | Accessory<br>(Beverage) | <input type="checkbox"/> |
|    | 94-338-11   | 166-296-661 |                | Shurflo | SHURFLO BOOSTER<br>PUMP                |  | EA | Syrup Pump              | <input type="checkbox"/> |
|   | 94-350-08   | 165-000     |                | Shurflo | AUTO BAG<br>SELECTOR                   | 3/8" BARB<br>CONNECTORS                  | EA | Accessory<br>(Beverage) | <input type="checkbox"/> |
|  | 94-359-10   | 94-359-10   | 1042522        | Shurflo | QUICK<br>DISCONNECT CLIP<br>KIT        | FOR SHURFLO<br>PUMPS, 2 LIQUID,<br>1 GAS | EA | Accessory<br>(Beverage) | <input type="checkbox"/> |
|  | 94-359-50   | 94-359-50   |                | Shurflo | QUICK<br>DISCONNECT CLIP<br>KIT        |  | EA | Accessory<br>(Beverage) | <input type="checkbox"/> |
|  | 94-360-00   | 166-200-06  |                | Shurflo | HEAVY-DUTY BLUE<br>BIB PUMP            | W/ CO2 SHUTOFF,<br>1/4" Bb CO2 INLET     | EA | Syrup Pump              | <input type="checkbox"/> |

| Picture  | Vendor Item | GIS Item               | Alternate Item | Vendor  | Item Description 01                            | Item Description 02                       | UM | Classification           | NS                                  |
|--|-------------|------------------------|----------------|---------|--|---|----|--------------------------|-------------------------------------|
|    | 94-360-05   | 94-360-05              |                | Shurflo | JUICE BIB PUMP,<br>3/8" IN/OUT, 1/4"<br>CO2 IN | HEAVY DUTY GAS<br>ADVANTAGE PUMP          | EA | Syrup Pump               | <input type="checkbox"/>            |
|    | 94-360-06   | 166-200-05             | 1004223        | Shurflo | HEAVY-DUTY<br>BLACK PUMP,<br>COCA-COLA         | 3/8" IN/OUT, 1/4"<br>CO2 IN               | EA | Syrup Pump               | <input type="checkbox"/>            |
|    | 94-360-38   | 94-360-38              |                | Shurflo | HEAVY-DUTY<br>SHURFLO PUMP                     | 3/8" SYRUP<br>IN/OUT, 1/4" CO2<br>SHUTOFF | EA | Syrup Pump               | <input type="checkbox"/>            |
|    | 94-360-62   | 94-360-13              |                | Shurflo | CONDIMENT PUMP<br>(OBS)                        | SHOWS (6) IN<br>STOCK.                    | EA | Syrup Pump               | <input type="checkbox"/>            |
|    | 94-365-42   | 94-365-42              |                | Shurflo | 2 PUMP KIT (1/4<br>FTGS)                       |   | EA | Bag-In-Box<br>(BIB) Pump | <input type="checkbox"/>            |
|    | 94-365-43   | 94-365-43              |                | Shurflo | 3 PUMP KIT (1/4<br>FTGS)                       |   | EA | Bag-In-Box<br>(BIB) Pump | <input type="checkbox"/>            |
|    | 94-365-93   | 94-365-93-<br>EXCHANGE |                | Shurflo | 3 PUMP KIT (3/8<br>FTGS)                       |   | EA | Bag-In-Box<br>(BIB) Pump | <input type="checkbox"/>            |
|  | 94-365-93W  | 94-365-93              |                | Shurflo | 3 PUMP KIT (3/8<br>FTGS)                       |   | EA | Bag-In-Box<br>(BIB) Pump | <input type="checkbox"/>            |
|  | 94-376-52   |                        |                | Shurflo | 2-PUMP KIT W/<br>CO2 MANIFOLD                  |   | EA | Bag-In-Box<br>(BIB) Pump | <input checked="" type="checkbox"/> |
|  | 94-376-53   | 94-376-53              |                | Shurflo | 3 PUMP KIT (3/8<br>FTGS)                       |   | EA | Bag-In-Box<br>(BIB) Pump | <input type="checkbox"/>            |

Non-Stocked,  
Lead Time

| Picture  | Vendor Item   | GIS Item      | Alternate Item | Vendor  | Item Description 01                      | Item Description 02                  | UM | Classification          | NS                       |
|--|---------------|---------------|----------------|---------|--|--------------------------------------|----|-------------------------|--------------------------|
|    | 94-402-02     | 94-402-02     |                | Shurflo | VALVE REPLACEMENT KIT FOR BRIX II PUMP   | KIT CHECK VALVE 4 PIECES             | EA | Accessory, General      | <input type="checkbox"/> |
|    | 94-440-60     | 94-440-60     |                | Shurflo | 1 PUMP KIT (3/8 FTGS)                    |                                      | EA | Bag-In-Box (BIB) Pump   | <input type="checkbox"/> |
|    | 94-441-17     | 94-441-17     |                | Shurflo | HEAVY-DUTY BLACK SERVICE PUMP, COCA-COLA | NO FITTINGS, STANDARD BRACKET        | EA | Syrup Pump              | <input type="checkbox"/> |
|    | 94-441-17W    | 166-200-05-R  |                | Shurflo | HEAVY-DUTY BLACK SERVICE PUMP, CC        | NO FITTINGS, STANDARD BRACKET        | EA | Syrup Pump              | <input type="checkbox"/> |
|    | 94-441-48     | 94-441-48     |                | Shurflo | HEAVY-DUTY BLACK SERVICE PUMP            | NO FITTINGS, STANDARD BRACKET        | EA | Syrup Pump              | <input type="checkbox"/> |
|    | 94-441-48     | 166-200-06-R  |                | Shurflo | WARRANTY BLUE PUMP                       |                                      | EA | Syrup Pump              | <input type="checkbox"/> |
|   | 94-753-00     | 94-753-00-1   | 1043849        | Shurflo | P-MOUNTING BRACKET SINGLE                | (48 PER CASE)                        | EA | PART                    | <input type="checkbox"/> |
|  | SF215-CAT-PQD | SF215-CAT-PQD |                | Shurflo | SHURFLO INLINE WATER FILTER (OBS)        | SHOWS (4) IN STOCK. (POOR CONDITION) | EA | Water Filtration System | <input type="checkbox"/> |
|  | SF315-TO      | SF315-TO      |                | Shurflo | MC/XC/4C REPLACEMENT CARTRIDGE (OBS)     | SHOWS (48) IN STOCK.                 | EA | Water Filter Cartridge  | <input type="checkbox"/> |
|  | SF315-TOS     | SF315-TOS     |                | Shurflo | 2000/4000/MH/BH CARTRIDGE (OBS)          | SHOWS (49) IN STOCK.                 | EA | Water Filter Cartridge  | <input type="checkbox"/> |























| Picture  | Vendor Item | GIS Item   | Alternate Item | Vendor        | Item Description 01                | Item Description 02                      | UM | Classification        | NS   |
|--|-------------|------------|----------------|---------------|------------------------------------|--|----|-----------------------|--|
|    | P-11-50     | P-11-50    |                | Tape Products | 11" NYLON TIE                      |  | EA | Clamp or Tie          | <input type="checkbox"/>                                   |
|    | P-7-50      | P-7-50     |                | Tape Products | 7" NYLON TIE                       |  | EA | Clamp or Tie          | <input type="checkbox"/>                                   |
|   | 04-1001-00  | 04-1001-00 |                | Taprite       | 4" BIB CASTER (OBS)                | SHOWS (13) IN STOCK.                     | EA | Leg Set               | <input type="checkbox"/>                                   |
|   | 04-1002-00  | 04-1002-00 |                | Taprite       | Locking Brake for BIB Caster (OBS) | SHOWS (2) IN STOCK.                      | EA | PART                  | <input type="checkbox"/>                                   |
|    | 07-0413-11  | 07-0413-11 |                | Taprite       | SPACER 1/2 1X1 SQUARE (OBS)        | SHOWS (78) IN STOCK AND (38) ON A TRUCK. | EA | PART                  | <input type="checkbox"/>                                   |
|    | 10-2200-11  | 2-BFFJ     | 1008632        | Taprite       | 2-BOX FLAT SHELF, BLACK (OBS)      | SHOWS (1) IN STOCK<br>SHOWS (6) IN       | EA | Bag-In-Box (BIB) Rack | <input type="checkbox"/>                                   |
|    | 10-3200-11  | 3-BFFJ     | 1010744        | Taprite       | 3-BOX FLAT SHELF, BLACK (OBS)      | SHOWS (8) IN STOCK.                      | EA | Bag-In-Box (BIB) Rack | <input type="checkbox"/>                                   |
|  | 15-0017-60  |            |                | Taprite       | MOUNTING PANEL 11" W X 8.5" H      | GALVANIZED METAL                         | EA | Accessory (Regulator) | <input checked="" type="checkbox"/> Non-Stocked, Lead Time |
|  | 15-0018-60  |            |                | Taprite       | MOUNTING PANEL 16" W X 8.5" H      | GALVANIZED METAL                         | EA | Accessory (Regulator) | <input checked="" type="checkbox"/> Non-Stocked, Lead Time |
|  | 15-0019-60  |            |                | Taprite       | MOUNTING PANEL 21" W X 8.5" H      | GALVANIZED METAL                         | EA | Accessory (Regulator) | <input checked="" type="checkbox"/> Non-Stocked, Lead Time |

| Picture  | Vendor Item | GIS Item   | Alternate Item | Vendor  | Item Description 01                   | Item Description 02                | UM | Classification        | NS                                  |
|--|-------------|------------|----------------|---------|---------------------------------------|------------------------------------|----|-----------------------|-------------------------------------|
|    | 1600A       | 1600       | 1661ST         | Taprite | BALL AIR COCK                         |                                    | EA | Fitting, Regulator    | <input type="checkbox"/>            |
|    | 1600C-250   |            |                | Taprite | Outlet Fitting, Shutoff, 1/4" NPT     | x 1/4" Hose Barb, w/ Ball Chk Val  | EA | Fitting, Regulator    | <input checked="" type="checkbox"/> |
|    | 1600CA      |            |                | Taprite | Outlet Fitting, Shutoff, 1/4" NPT     | x 5/16" Hose Barb, w/ Ball Chk Val | EA | Fitting, Regulator    | <input checked="" type="checkbox"/> |
|    | 1-BFFJ      | 1-BFFJ     | R03-01FH       | Taprite | 1-BOX WIDE, FLAT SHELF, BLACK         | WITH HOLE PANELS, 15" WIDE         | EA | Bag-In-Box (BIB) Rack | <input type="checkbox"/>            |
|    | 1-BIFJ      | 1-BIFJ     | R03-0101       | Taprite | 1-BOX WIDE, INCLINED SHELF, BLACK     | WITH GLIDE PANELS, 15" WIDE        | EA | Bag-In-Box (BIB) Rack | <input type="checkbox"/>            |
|    | 1-BPM4FJG   | 1-BPM4FJG  | R03-01HB       | Taprite | 1-BOX WIDE, 4-PUMPS, 2-BAR PUMP RISER | WITH GLIDE PANELS, 15" WIDE        | EA | Bag-In-Box (BIB) Rack | <input type="checkbox"/>            |
|    | 1-BTSFJ     | 1-BTSFJ    | R03-01TS       | Taprite | 1-BOX WIDE, TOP SHELF, BLACK          | WITH HOLE PANELS, 15" WIDE         | EA | Bag-In-Box (BIB) Rack | <input type="checkbox"/>            |
|  | 20-7728-00  | 20-7728-00 | 1041418        | Taprite | 2123 BOTTOM LID FOR ICE CHEST W/      | COLD PLATE                         | EA | Lid                   | <input type="checkbox"/>            |
|  | 20-7729-00  | 20-7729-00 | 1041417        | Taprite | 2123 TOP LID FOR ICE CHEST W/         | COLD PLATE                         | EA | Lid                   | <input type="checkbox"/>            |
|  | 20-8610-00  | RF-1522    |                | Taprite | RIM FREE STAND 15X22 (OBS)            | SHOWS (1) IN STOCK.                | EA | Bag-In-Box (BIB) Rack | <input type="checkbox"/>            |

Non-Stocked, Lead Time

Non-Stocked, Lead Time



| Picture  | Vendor Item | GIS Item  | Alternate Item | Vendor  | Item Description 01                        | Item Description 02                              | UM | Classification        | NS                                  |                        |
|--|-------------|-----------|----------------|---------|--|--|----|-----------------------|-------------------------------------|------------------------|
|    | 20-8616-00  |           |                | Taprite | Top Lid for 15" x 22" Polybin Ice Chest    | (w/o Cold Plate)                                 | EA | Lid                   | <input checked="" type="checkbox"/> | Non-Stocked, Lead Time |
|    | 20-8617-00  |           |                | Taprite | Bottom Lid for 15" x 22" Polybin Ice Chest | (w/o Cold Plate)                                 | EA | Lid                   | <input checked="" type="checkbox"/> | Non-Stocked, Lead Time |
|    | 20-8728-00  |           | 1046497        | Taprite | Bottom Lid for 15" x 22" Ice Chest         | w/Cold Plate                                     | EA | Lid                   | <input checked="" type="checkbox"/> | Non-Stocked, Lead Time |
|    | 20-8729-00  |           | 1046496        | Taprite | Top Lid for 15" x 22" Ice Chest            | w/Cold Plate                                     | EA | Lid                   | <input checked="" type="checkbox"/> | Non-Stocked, Lead Time |
|   | 2406-11     |           | 2547786        | Taprite | O-RING, FOR INLET FITTING                  | Tank Nipple Inlet O-Ring, .424ID x .103CS 70DURO | EA | O-Ring                | <input checked="" type="checkbox"/> | Non-Stocked, Lead Time |
|   | 2701-G      | 2701-G    | 2701G          | Taprite | CARBONATION TESTER                         |  | EA | TOOL                  | <input type="checkbox"/>            |                        |
|   | 2-BIFJ      | 2-BIFJ    | R03-0201       | Taprite | 2-BOX WIDE, INCLINED SHELF, BLACK          | WITH GLIDE PANELS, 27" WIDE                      | EA | Bag-In-Box (BIB) Rack | <input type="checkbox"/>            |                        |
|  | 2-BPM6FJG   | 2-BPM6FJG | R03-02HB       | Taprite | 2-BOX WIDE, 6-PUMPS, 2-BAR PUMP RISER      | WITH GLIDE PANELS, 27" WIDE                      | EA | Bag-In-Box (BIB) Rack | <input type="checkbox"/>            |                        |
|  | 2-BTFJ      | 2-BTFJ    | R03-02TS       | Taprite | 2-BOX WIDE, TOP SHELF, BLACK               | WITH GLIDE PANELS, 27" WIDE                      | EA | Bag-In-Box (BIB) Rack | <input type="checkbox"/>            |                        |
|  | 2-BVFFJ     | 2-BVFFJ   | R03-02FV       | Taprite | 2-BOX WIDE, VERTICAL FLAT SHELF, BLACK     | WITH GLIDE PANELS, 28" WIDE                      | EA | Bag-In-Box (BIB) Rack | <input type="checkbox"/>            |                        |











| Picture   | Vendor Item | GIS Item   | Alternate Item | Vendor  | Item Description 01                  | Item Description 02                          | UM | Classification     | NS                                  |                        |
|---|-------------|------------|----------------|---------|--------------------------------------|--|----|--------------------|-------------------------------------|------------------------|
|                               | 2-PB        |            |                | Taprite | Pump Mounting Board for 2 BIB Pumps  | w/Installation Screws, Metal Black           | EA | Accessory, General | <input checked="" type="checkbox"/> | Non-Stocked, Lead Time |
|                               | 3740-17     |            | 2573594        | Taprite | 3740 SERIES REGULATOR REPAIR KIT     |  | EA | PART               | <input checked="" type="checkbox"/> | Non-Stocked, Lead Time |
|                               | 3740-19-SP  |            |                | Taprite | Regulator Repair Kit for 3700 Series |  | EA | PART               | <input checked="" type="checkbox"/> | Non-Stocked, Lead Time |
|                               | 3740-2PA    |            |                | Taprite | BONNET ASSEMBLY, BLACK ZINC          | FOR SERIES 3740                              | EA | PART               | <input checked="" type="checkbox"/> | Non-Stocked, Lead Time |
|                               | 3741        | 3741       | 1042121        | Taprite | PRIMARY REGULATOR HIGH PRESSURE      | 1 PRESSURE, 1 PRODUCT                        | EA | Regulator          | <input type="checkbox"/>            |                        |
|                               | 3752        |            |                | Taprite | PRIMARY REGULATOR W/ CGA320 INLET    | 2 PRESSURE, 2 PRODUCT                        | EA | Regulator          | <input checked="" type="checkbox"/> | Non-Stocked, Lead Time |
|                              | 3756-01     | 3756-01    |                | Taprite | REGULATOR, 2-PRESSURE, 6-PRODUCT     | (1) 2000 PSI, (1) 100 PSI, (1) 160 PSI GAUGE | EA | Regulator          | <input type="checkbox"/>            |                        |
|  | 39-0060-00  |            |                | Taprite | GAUGE 60 PSI, 1/4" NPT BOTTOM INLET  |  | EA | PART               | <input checked="" type="checkbox"/> | Non-Stocked, Lead Time |
|                             | 39-0100-00  | 39-0100-00 |                | Taprite | GAUGE 100 PSI                        |  | EA | PART               | <input type="checkbox"/>            |                        |
|  | 39-0160-00  |            |                | Taprite | GAUGE 160 PSI, 1/4" NPT BOTTOM INLET |  | EA | PART               | <input checked="" type="checkbox"/> | Non-Stocked, Lead Time |

| Picture  | Vendor Item         | GIS Item            | Alternate Item | Vendor  | Item Description 01                            | Item Description 02                        | UM | Classification           | NS                                  |
|--|---------------------|---------------------|----------------|---------|--|--|----|--------------------------|-------------------------------------|
|    | 39-2000-10          | 6603                | 12633          | Taprite | GAUGE 2000 PSI,<br>1/4" NPT RIGHT<br>INLET     |  | EA | PART                     | <input type="checkbox"/>            |
|    | 39-3000-10          |                     |                | Taprite | GAUGE 3000 PSI,<br>1/4" NPT RIGHT<br>INLET     |  | EA | PART                     | <input checked="" type="checkbox"/> |
|    | 3-BFFJ-8            | 3-BFFJ-8            |                | Taprite | 3-BOX FLAT SHELF,<br>BLACK, 8.5" HIGH<br>(OBS) | SHOWS (10) IN<br>STOCK.                    | EA | Bag-In-Box<br>(BIB) Rack | <input type="checkbox"/>            |
|    | 3-BIFJ              | 3-BIFJ              | R03-0301       | Taprite | 3-BOX WIDE,<br>INCLINED SHELF,<br>BLACK        | WITH GLIDE<br>PANELS, 39" WIDE             | EA | Bag-In-Box<br>(BIB) Rack | <input type="checkbox"/>            |
|    | 3-BPM8FJG           | 3-BPM8FJG           | R03-03HB       | Taprite | 3-BOX WIDE, 8-<br>PUMP, 2-BAR<br>PUMP RISER    | WITH GLIDE<br>PANELS, 39" WIDE             | EA | Bag-In-Box<br>(BIB) Rack | <input type="checkbox"/>            |
|    | 3-BTFJ              | 3-BTFJ              | R03-03TS       | Taprite | 3-BOX WIDE, TOP<br>SHELF, BLACK                | WITH GLIDE<br>PANELS, 39" WIDE             | EA | Bag-In-Box<br>(BIB) Rack | <input type="checkbox"/>            |
|   | 3-BTFJ-<br>RACETRAC | 3-BTFJ-<br>RACETRAC |                | Taprite | OLD-STYLE 3-BTFJ<br>W/ MULTIPLE (OBS)          | SHOWS (2) IN<br>STOCK.                     | EA | Bag-In-Box<br>(BIB) Rack | <input type="checkbox"/>            |
|  | 3-BTFJ-RT-4         | 3-BTFJ-RT-4         | 3BT391704-W    | Taprite | 3-BTFJ W/<br>MULTIPLE PANELS                   | (NO RISER<br>MOUNTS) 4 INC                 | EA | Bag-In-Box<br>(BIB) Rack | <input type="checkbox"/>            |
|  | 3-BVFFJ             | 3-BVFFJ             | R03-03FV       | Taprite | 3-BOX WIDE,<br>VERTICAL FLAT<br>SHELF, BLACK   | WITH GLIDE<br>PANELS, 39" WIDE             | EA | Bag-In-Box<br>(BIB) Rack | <input type="checkbox"/>            |
|  | 3-CPMFJG            | 3-CPMFJG            | R03-03CPM      | Taprite | 3-BOX WIDE<br>CENTER PUMP<br>MOUNT             | WITH REMOVABLE<br>GLIDE PANEL, 39"<br>WIDE | EA | Bag-In-Box<br>(BIB) Rack | <input type="checkbox"/>            |











Non-Stocked,  
Lead Time


| Picture   | Vendor Item | GIS Item   | Alternate Item | Vendor  | Item Description 01                         | Item Description 02          | UM | Classification        | NS                                  |                        |
|---|-------------|------------|----------------|---------|---|------------------------------|----|-----------------------|-------------------------------------|------------------------|
|     | 3-PB        |            |                | Taprite | Pump Mounting Board for 3 BIB Pumps         | w/Installation Screws        | EA | Accessory, General    | <input checked="" type="checkbox"/> | Non-Stocked, Lead Time |
|    | 40-13UD     |            |                | Taprite | Inlet Fitting, Nut, for CO2 Tank            | Connection, CGA320           | EA | Fitting, Regulator    | <input checked="" type="checkbox"/> | Non-Stocked, Lead Time |
|     | 43-0006-00  |            |                | Taprite | WALL MOUNTING KIT, S/S BRACKET              |                              | EA | Accessory (Regulator) | <input checked="" type="checkbox"/> | Non-Stocked, Lead Time |
|     | 43-0111-00  |            | 2618649        | Taprite | BIB Rack Wall Bracket Kit with Hardware     |                              | EA | PART                  | <input checked="" type="checkbox"/> | Non-Stocked, Lead Time |
|     | 43-0116-00  | 43-0116-00 |                | Taprite | 2-BOX WIDE FLAT STABILIZER SHELF            |                              | EA | Bag-In-Box (BIB) Rack | <input type="checkbox"/>            |                        |
|     | 43-0117-00  | 43-0117-00 |                | Taprite | 3-BOX WIDE FLAT STABILIZER SHELF            |                              | EA | Bag-In-Box (BIB) Rack | <input type="checkbox"/>            |                        |
|     | 440-12      |            |                | Taprite | Inlet Fitting, Nipple, 1/4" NPT, Right Hand |                              | EA | Fitting, Regulator    | <input checked="" type="checkbox"/> | Non-Stocked, Lead Time |
|  | 440-17R     |            |                | Taprite | O-RING, FOR CO2 INLET FITTING               | Flat Ring Seal for CO2 Inlet | EA | O-Ring                | <input checked="" type="checkbox"/> | Non-Stocked, Lead Time |
|   | 440-18      |            |                | Taprite | Bonnet and CO2 Nut Wrench, 1 1/8" x 1 5/16" | for Zinc Bonnet Regulators   | EA | TOOL                  | <input checked="" type="checkbox"/> | Non-Stocked, Lead Time |
|   | 440-19      |            |                | Taprite | Bonnet and CO2 Nut Wrench, 1 1/8" x 1 5/8"  | for Poly Bonnet Regulators   | EA | TOOL                  | <input checked="" type="checkbox"/> | Non-Stocked, Lead Time |

| Picture  | Vendor Item | GIS Item   | Alternate Item | Vendor  | Item Description 01                                | Item Description 02           | UM | Classification           | NS                                  |                           |
|--|-------------|------------|----------------|---------|--|-------------------------------|----|--------------------------|-------------------------------------|---------------------------|
|   | 44239       | 44239      | HY-0114        | Taprite | BIB RACK 2H X 3W<br>(IC CODE 44239)                | WITH RISER                    | EA | Bag-In-Box<br>(BIB) Rack | <input type="checkbox"/>            |                           |
|    | 50-0002-00  | 50-0002-00 |                | Taprite | 4" RACK<br>CONNECTOR,<br>BLACK PLASTIC             | SHOWS (47) IN<br>STOCK.       | EA | PART                     | <input type="checkbox"/>            |                           |
|    | 50-1019-00  | CPS        |                | Taprite | END CAP (PLUG)<br>(OBS)                            | SHOWS (5516) IN<br>STOCK.     | EA | PART                     | <input type="checkbox"/>            |                           |
|   | 5153B       |            |                | Taprite | Inlet Fitting, Flare,<br>1/4" NPT x 1/4"<br>Flare  | for Sec. Reg, No<br>Check Val | EA | Fitting,<br>Regulator    | <input checked="" type="checkbox"/> | Non-Stocked,<br>Lead Time |
|    | 5375-25     |            |                | Taprite | Nipple, Connector,<br>1/4" NPT, 9/16" Hex          | for Sec. Reg.                 | EA | Fitting,<br>Regulator    | <input checked="" type="checkbox"/> | Non-Stocked,<br>Lead Time |
|    | 5436        |            | 1046240        | Taprite | Outlet Fitting,<br>Flare, 1/4" Flare x<br>1/4" NPT | w/ Chk, for Sec.<br>Reg.      | EA | Fitting,<br>Regulator    | <input checked="" type="checkbox"/> | Non-Stocked,<br>Lead Time |
|   | 5436A       |            |                | Taprite | Outlet Fitting,<br>Flare, 1/4" Flare x<br>1/4" NPT | w/ Chk, for Prim.<br>Reg.     | EA | Fitting,<br>Regulator    | <input checked="" type="checkbox"/> | Non-Stocked,<br>Lead Time |
|  | 5436H       |            |                | Taprite | Outlet Fitting, Barb,<br>1/4" Barb x 1/4"<br>NPT   | w/ Chk, for Sec.<br>Reg.      | EA | Fitting,<br>Regulator    | <input checked="" type="checkbox"/> | Non-Stocked,<br>Lead Time |
|  | 5436HA      |            |                | Taprite | Outlet Fitting, Barb,<br>1/4" Barb x 1/4"<br>NPT   | w/ Chk, for Prim.<br>Reg.     | EA | Fitting,<br>Regulator    | <input checked="" type="checkbox"/> | Non-Stocked,<br>Lead Time |
|  | 5460        |            |                | Taprite | Outlet Fitting, "Y"<br>1/4" NPT (male)             | x (2) 1/4" NPT<br>(female)    | EA | Fitting,<br>Regulator    | <input checked="" type="checkbox"/> | Non-Stocked,<br>Lead Time |

| Picture   | Vendor Item  | GIS Item    | Alternate Item | Vendor  | Item Description 01                         | Item Description 02               | UM | Classification        | NS                                  |                        |
|---|--------------|-------------|----------------|---------|---|-----------------------------------|----|-----------------------|-------------------------------------|------------------------|
|     | 5741PMHP-GG  | 5741PMHP-GG | T5741PMHPB     | Taprite | HIGH PERFORMANCE REGULATOR                  | 3000/300 BLUE WITH GAUGE GUARD    | EA | Regulator             | <input type="checkbox"/>            |                        |
|    | 600GPS-01    |             |                | Taprite | Gauge Protector Boot for 2" Diameter Gauges | Black Rubber                      | EA | Accessory (Regulator) | <input checked="" type="checkbox"/> | Non-Stocked, Lead Time |
|    | 6153B        |             |                | Taprite | Inlet Fitting, Flare, 1/4" NPT (left hand)  | x 1/4" Flare, for Prim. Reg.      | EA | Fitting, Regulator    | <input checked="" type="checkbox"/> | Non-Stocked, Lead Time |
|    | 634-0263     | SP-2323     |                | Taprite | SPACER FOR 2123 IN 2323 STAND               |                                   | EA | PART                  | <input type="checkbox"/>            |                        |
|    | 6600A        |             |                | Taprite | Outlet Fitting, Shutoff, 1/4" NPT           | x 1/4" Flare, No Chk Val          | EA | Fitting, Regulator    | <input checked="" type="checkbox"/> | Non-Stocked, Lead Time |
|    | 6600CA       |             |                | Taprite | Outlet Fitting, Shutoff, 1/4" NPT           | x 1/4" Flare, w/ Chk Val          | EA | Fitting, Regulator    | <input checked="" type="checkbox"/> | Non-Stocked, Lead Time |
|    | 6618BL-2     |             |                | Taprite | Nipple, Connector, 1/4" NPT,                | 9/16" Hex, for Prim. Reg.         | EA | Fitting, Regulator    | <input checked="" type="checkbox"/> | Non-Stocked, Lead Time |
|  | 665U         |             |                | Taprite | Plug, 1/4" NPT, 9/16" Hex                   | Right Hand Threads, for Sec. Reg. | EA | Fitting, Regulator    | <input checked="" type="checkbox"/> | Non-Stocked, Lead Time |
|   | 7000-6A      | 7000-6A     | 2573946        | Taprite | 6' HIGH PRESSURE HOSE W/CO2 NUT X 1/4 FFL   |                                   | EA | PART                  | <input type="checkbox"/>            |                        |
|  | 70030L-DB312 |             |                | Taprite | Shutoff Valve, 1/4" NPT x 5/16" Hose Barb   | w/ Duckbill Chk Val               | EA | Fitting, Regulator    | <input checked="" type="checkbox"/> | Non-Stocked, Lead Time |



| Picture  | Vendor Item | GIS Item | Alternate Item | Vendor  | Item Description 01                        | Item Description 02            | UM | Classification     | NS                                  |                        |
|--|-------------|----------|----------------|---------|--|--------------------------------|----|--------------------|-------------------------------------|------------------------|
|    | 740-12      |          |                | Taprite | Inlet Fitting, Nipple w/ O-Ring Tank Seal, | Left Hand Threads              | EA | Fitting, Regulator | <input checked="" type="checkbox"/> | Non-Stocked, Lead Time |
|    | 740-12N     |          |                | Taprite | N2 Inlet Fitting, Nipple w/ O-Ring         | Tank Seal, Left Hand Threads   | EA | Fitting, Regulator | <input checked="" type="checkbox"/> | Non-Stocked, Lead Time |
|    | 740-13N     |          |                | Taprite | Inlet Fitting, Nut, Male Threads, CGA580   |                                | EA | Fitting, Regulator | <input checked="" type="checkbox"/> | Non-Stocked, Lead Time |
|    | 740-16      |          |                | Taprite | Plug, Left Hand Threads, Allen Socket Head | for Prim. Reg.                 | EA | Fitting, Regulator | <input checked="" type="checkbox"/> | Non-Stocked, Lead Time |
|    | 740-19      |          |                | Taprite | Inlet Fitting, Nipple Assembly             | w/ Flat Ring Tank Seal, CGA320 | EA | Fitting, Regulator | <input checked="" type="checkbox"/> | Non-Stocked, Lead Time |
|    | 740-501     |          |                | Taprite | GOLD, REPLACEMENT CAP                      | FOR SERIES 1660, 5260          | EA | PART               | <input checked="" type="checkbox"/> | Non-Stocked, Lead Time |
|   | 740-502     |          |                | Taprite | SILVER, REPLACEMENT CAP                    | FOR SERIES 740                 | EA | PART               | <input checked="" type="checkbox"/> | Non-Stocked, Lead Time |
|  | 740-503     |          |                | Taprite | BLACK, REPLACEMENT CAP                     | FOR SERIES 5260, 5740          | EA | PART               | <input checked="" type="checkbox"/> | Non-Stocked, Lead Time |
|  | 740-504     |          |                | Taprite | RED, REPLACEMENT CAP                       | FOR SERIES 740, 5740           | EA | PART               | <input checked="" type="checkbox"/> | Non-Stocked, Lead Time |
|  | 740-505     |          |                | Taprite | BLUE, REPLACEMENT CAP                      | FOR SERIES 5260, 5740          | EA | PART               | <input checked="" type="checkbox"/> | Non-Stocked, Lead Time |

| Picture  | Vendor Item | GIS Item | Alternate Item | Vendor  | Item Description 01                        | Item Description 02                               | UM | Classification           | NS                                  |                           |
|--|-------------|----------|----------------|---------|--|---|----|--------------------------|-------------------------------------|---------------------------|
|   | 740-552     |          |                | Taprite | SILVER,<br>REPLACEMENT<br>BONNET CAP       | FOR SERIES 740,<br>1660, 5260, 5740               | EA | PART                     | <input checked="" type="checkbox"/> | Non-Stocked,<br>Lead Time |
|   | 740-554     |          |                | Taprite | RED,<br>REPLACEMENT<br>BONNET CAP          | FOR SERIES 740,<br>1660, 5260, 5740               | EA | PART                     | <input checked="" type="checkbox"/> | Non-Stocked,<br>Lead Time |
|    | 740-601     |          |                | Taprite | GOLD CAP,<br>BONNET ASSEMBLY               | FOR SERIES 1660,<br>5260                          | EA | PART                     | <input checked="" type="checkbox"/> | Non-Stocked,<br>Lead Time |
|    | 740-602     |          |                | Taprite | SILVER CAP,<br>BONNET ASSEMBLY             | FOR SERIES 740                                    | EA | PART                     | <input checked="" type="checkbox"/> | Non-Stocked,<br>Lead Time |
|    | 740-603     |          |                | Taprite | BLACK CAP,<br>BONNET ASSEMBLY              | FOR SERIES 5200,<br>5700                          | EA | PART                     | <input checked="" type="checkbox"/> | Non-Stocked,<br>Lead Time |
|    | 740-604     |          |                | Taprite | RED CAP, BONNET<br>ASSEMBLY                | FOR 740HP,<br>5700HP                              | EA | PART                     | <input checked="" type="checkbox"/> | Non-Stocked,<br>Lead Time |
|   | 740-605     |          |                | Taprite | BLUE CAP, BONNET<br>ASSEMBLY               | FOR SERIES 5260,<br>5740                          | EA | PART                     | <input checked="" type="checkbox"/> | Non-Stocked,<br>Lead Time |
|  | 7430        | 7430     | 1045995        | Taprite | CO2 CHANGEOVER<br>DEVICE                   |   | EA | PART                     | <input type="checkbox"/>            |                           |
|  | 744GP       | 744GP    | 2594909        | Taprite | METAL GAUGE<br>PROTECTOR (FOR 2<br>GAUGES) |   | EA | Accessory<br>(Regulator) | <input type="checkbox"/>            |                           |
|  | 755GP       |          | 2594908        | Taprite | Metal Gauge Guard<br>for 3 Gauges          | For Dual Body<br>Regulators, Black<br>Powder Coat | EA | Accessory<br>(Regulator) | <input checked="" type="checkbox"/> | Non-Stocked,<br>Lead Time |

| Picture  | Vendor Item | GIS Item   | Alternate Item | Vendor  | Item Description 01                  | Item Description 02                             | UM | Classification        | NS                                  |
|--|-------------|------------|----------------|---------|--------------------------------------|---|----|-----------------------|-------------------------------------|
|   | 763         |            |                | Taprite | FIBER WASHER FOR CO2 TANK CONNECTION |   | EA | PART                  | <input checked="" type="checkbox"/> |
|   | 763D        |            |                | Taprite | CO2 WASHER, RED DELRIN               |   | EA | PART                  | <input checked="" type="checkbox"/> |
|    | 7740-15     |            |                | Taprite | 5740 SERIES REGULATOR REPAIR KIT     |   | EA | PART                  | <input checked="" type="checkbox"/> |
|    | 7740-19-SP  |            |                | Taprite | REGULATOR REPAIR KIT                 | for 1600, 5260, 5740, and 740 Series Regulators | EA | PART                  | <input checked="" type="checkbox"/> |
|    | 908-0050    | 908-0050   |                | Taprite | PEPSI NOSTALGIA TOWER                | 6 WAYS 6 UFBSL VALVES                           | EA | PART                  | <input type="checkbox"/>            |
|    | C2-BTSFJ    | C2-BTSFJ   | R03-02VTS      | Taprite | 2-BOX WIDE, TOP SHELF, BLACK         | WITH GLIDE PANELS, 28" WIDE                     | EA | Bag-In-Box (BIB) Rack | <input type="checkbox"/>            |
|   | C2-BVPM6FJ  | C2-BVPM6FJ | R03-02VHB      | Taprite | 2-BOX WIDE, 6-PUMP, 2-BAR PUMP RISER | WITH GLIDE PANELS, 28" WIDE                     | EA | Bag-In-Box (BIB) Rack | <input type="checkbox"/>            |
|  | C77002      | C77002     | 2592243        | Taprite | DUAL STAGE CO2 MANAGEMENT SYSTEM     |   | EA | Regulator             | <input type="checkbox"/>            |
|  | C77002-01TK |            |                | Taprite | CO2 MANAGEMENT SYSTEM                | (LESS HOSE AND WRENCH)                          | EA | Regulator             | <input checked="" type="checkbox"/> |
|  | C77004      | C77004     |                | Taprite | CO2 MANAGEMENT SYSTEM                |   | EA | Regulator             | <input type="checkbox"/>            |

Non-Stocked, Lead Time

Non-Stocked, Lead Time

Non-Stocked, Lead Time

Non-Stocked, Lead Time

Non-Stocked, Lead Time











| Picture  | Vendor Item | GIS Item    | Alternate Item | Vendor  | Item Description 01                    | Item Description 02                                    | UM | Classification       | NS                       |
|--|-------------|-------------|----------------|---------|--|--|----|----------------------|--------------------------|
|    | C77006      | C77006      |                | Taprite | CO2<br>MANAGEMENT<br>REGULATOR         | SCHRADER VALVES,<br>LESS HOSE                          | EA | Regulator            | <input type="checkbox"/> |
|   | CN          | CN          | 50-1020-00     | Taprite | 2" RACK<br>CONNECTOR (CN-<br>2") (OBS) | SHOWS (3,151) IN<br>STOCK.                             | EA | PART                 | <input type="checkbox"/> |
|   | CS-1522     | 165398000   | 1012469        | Taprite | 1522 CABINET<br>STAND (OBS)            | SHOWS (4) IN<br>STOCK.                                 | EA | Stand, Ice<br>Cooled | <input type="checkbox"/> |
|    | DI-1522-7   | DI-1522-7   |                | Taprite | 15 X 22 PRE-MIX<br>DROP IN ICE CHEST   | w/ 7 Circuit, Pre-<br>Mix Cold Plate                   | EA | Ice Chest            | <input type="checkbox"/> |
|    | DI-1522-8   | DI-1522-8   |                | Taprite | 15 X 22 POST-MIX<br>DROP IN ICE CHEST  | w/ 8 Circuit, Post-<br>Mix Cold Plate                  | EA | Ice Chest            | <input type="checkbox"/> |
|    | DI-2123-7   | DI-2123-7   |                | Taprite | 21 X 23 PRE-MIX<br>DROP IN ICE         | w/ 7 Circuit, Pre-<br>Mix Cold Plate                   | EA | Ice Chest            | <input type="checkbox"/> |
|   | DI-2123-9   | DI-2123-9   |                | Taprite | 21 X 23 POST-MIX<br>DROP IN ICE        | w/ 9 Circuit, Post-<br>Mix Cold Plate                  | EA | Ice Chest            | <input type="checkbox"/> |
|  | FS-1522-7   | FS-1522-7   |                | Taprite | 15 X 22 PRE-MIX<br>ICE TAINER          | w/7 Circuit, Pre-<br>Mix Cold Plate                    | EA | Ice Chest            | <input type="checkbox"/> |
|  | FS-1522-8LS | FS-1522-8LS |                | Taprite | 15 X 22 60# POST-<br>MIX ICE TAINER    | w/ 8 Circuit, Post-<br>Mix Cold Plate, W/<br>LEG STAND | EA | Ice Chest            | <input type="checkbox"/> |
|  | FS-2123-7   | FS-2123-7   |                | Taprite | 21 X 23 PRE-MIX<br>ICE TAINER          | w/ 7 Circuit, Pre-<br>Mix Cold Plate                   | EA | Ice Chest            | <input type="checkbox"/> |

| Picture   | Vendor Item    | GIS Item       | Alternate Item | Vendor  | Item Description 01                    | Item Description 02                            | UM | Classification       | NS                                  |
|---|----------------|----------------|----------------|---------|--|--|----|----------------------|-------------------------------------|
|     | FS-2123-9-100  | FS-2123-9-100  |                | Taprite | 21 X 23 POST-MIX ICE TAINER            | w/ 9 Circuit, Post-Mix Cold Plate              | EA | Ice Chest            | <input type="checkbox"/>            |
|     | FS-2123-9LS    | FS-2123-9LS    |                | Taprite | 21 X 23 80# POST-MIX ICETAINER         | w/ 9 Circuit, Post-Mix Cold Plate W/ Leg Stand | EA | Ice Chest            | <input type="checkbox"/>            |
|     | LS-1522-KD     | LS-1522-KD     |                | Taprite | 1522 LEG KIT FOR 15 X 22 FS ICE CHESTS | FOR MODELS: FS-1522-7 or FS-1522-8             | EA | Accessory, General   | <input type="checkbox"/>            |
|     | LS-2123-100-KD | LS-2123-100-KD |                | Taprite | 2123 LEG KIT (4" SHORTER FOR 100#      | ICE-TAINER) KNOCK DOWN                         | EA | Accessory, General   | <input type="checkbox"/>            |
|     | LS-2123-KD     | LS-2123-KD     |                | Taprite | 2123 KNOCK-DOWN LEG STAND              | FOR 21 X 23 FS ICE CHESTS                      | EA | Accessory, General   | <input type="checkbox"/>            |
|     | RC-1           | RC-1           |                | Taprite | CO2 TANK RESTRAINT (OBS)               | SHOWS (209) IN STOCK.                          | EA | Accessory (Beverage) | <input type="checkbox"/>            |
|   | T1661ST        | 1661           |                | Taprite | SECONDARY BEER REGULATOR               | 0-60 W/SHUTOFF (P# T1661ST)                    | EA | Regulator            | <input type="checkbox"/>            |
|  | T5261SN-160    |                | 1060432        | Taprite | SECONDARY REGULATOR, 1/4" FLARE INLET  | 1 PRESSURE, 1 PRODUCT, BIB RACK MOUNT          | EA | Regulator            | <input checked="" type="checkbox"/> |
|  | T5261SN60      |                |                | Taprite | SECONDARY REGULATOR, 1/4" FLARE INLET  | 1 PRESSURE, 1 PRODUCT, BIB RACK MOUNT          | EA | Regulator            | <input checked="" type="checkbox"/> |
|  | T5261SNBK      |                |                | Taprite | SECONDARY REGULATOR, 1/4" FLARE INLET  | 1 PRESSURE, 1 PRODUCT, WALL MOUNT              | EA | Regulator            | <input checked="" type="checkbox"/> |

Non-Stocked, Lead Time

Non-Stocked, Lead Time

Non-Stocked, Lead Time

| Picture  | Vendor Item | GIS Item  | Alternate Item | Vendor  | Item Description 01                   | Item Description 02                   | UM | Classification | NS                                  |                        |
|--|-------------|-----------|----------------|---------|---------------------------------------|---------------------------------------|----|----------------|-------------------------------------|------------------------|
|   | T5261SNBL   |           |                | Taprite | SECONDARY REGULATOR, 1/4" FLARE INLET | 1 PRESSURE, 1 PRODUCT, BIB RACK MOUNT | EA | Regulator      | <input checked="" type="checkbox"/> | Non-Stocked, Lead Time |
|   | T5261SND    |           |                | Taprite | SECONDARY REGULATOR, 1/4" FLARE INLET | 1 PRESSURE, 1 PRODUCT, BIB RACK MOUNT | EA | Regulator      | <input checked="" type="checkbox"/> | Non-Stocked, Lead Time |
|   | T5261SNH    |           |                | Taprite | SECONDARY REGULATOR, 1/4" FLARE INLET | 1 PRESSURE, 1 PRODUCT, WALL MOUNT     | EA | Regulator      | <input checked="" type="checkbox"/> | Non-Stocked, Lead Time |
|   | T5261ST     |           |                | Taprite | SECONDARY REGULATOR, 1/4" FLARE INLET | 1 PRESSURE, 1 PRODUCT, BIB RACK MOUNT | EA | Regulator      | <input checked="" type="checkbox"/> | Non-Stocked, Lead Time |
|    | T5272SN     |           | 2501483        | Taprite | SECONDARY REGULATOR, 1/4" FLARE INLET | 2 PRESSURE, 2 PRODUCT, WALL MOUNT     | EA | Regulator      | <input checked="" type="checkbox"/> | Non-Stocked, Lead Time |
|    | T5272SNG    | T5272SNG  |                | Taprite | SECONDARY LP REGULATOR DUAL STAGE     | LOW PRESSURE                          | EA | Regulator      | <input type="checkbox"/>            |                        |
|  | T5365SN     |           |                | Taprite | SECONDARY REGULATOR, 1/4" FLARE INLET | 1 PRESSURE, 5 PRODUCT, WALL MOUNT     | EA | Regulator      | <input checked="" type="checkbox"/> | Non-Stocked, Lead Time |
|  | T5366SN     |           |                | Taprite | SECONDARY REGULATOR, 1/4" FLARE INLET | 1 PRESSURE, 6 PRODUCT, WALL MOUNT     | EA | Regulator      | <input checked="" type="checkbox"/> | Non-Stocked, Lead Time |
|  | T5376SN     |           |                | Taprite | SECONDARY REGULATOR, 1/4" FLARE INLET | 2 PRESSURE, 6 PRODUCT, WALL MOUNT     | EA | Regulator      | <input checked="" type="checkbox"/> | Non-Stocked, Lead Time |
|  | T5741PMHP   | 5741-PMHP |                | Taprite | PRIMARY HP REGULATOR W/ CGA320 INLET  | 1 PRESSURE, 1 PRODUCT, RED CAP        | EA | Regulator      | <input type="checkbox"/>            |                        |

| Picture  | Vendor Item | GIS Item    | Alternate Item | Vendor  | Item Description 01                      | Item Description 02                    | UM | Classification | NS                                  |
|--|-------------|-------------|----------------|---------|--|--|----|----------------|-------------------------------------|
|    | T5741PMHPB  | 5741-PMHP-B |                | Taprite | PRIMARY HP REGULATOR W/ CGA320 INLET     | 1 PRESSURE, 1 PRODUCT, BLUE CAP        | EA | Regulator      | <input type="checkbox"/>            |
|    | T5741WMHP-6 | 5741WMHP-6  |                | Taprite | PRIMARY HP REGULATOR W/ CGA320 INLET     | 1 PRESSURE, 1 PRODUCT, 6' HOSE         | EA | Regulator      | <input type="checkbox"/>            |
|    | T5752HP-01  |             |                | Taprite | PRIMARY HP REGULATOR W/ CGA320 INLET     | 2 PRESSURE, 2 PRODUCT                  | EA | Regulator      | <input checked="" type="checkbox"/> |
|    | T5752HP-02  |             |                | Taprite | PRIMARY HP REGULATOR W/ CGA320 INLET     | 2 PRESSURE, 2 PRODUCT                  | EA | Regulator      | <input checked="" type="checkbox"/> |
|    | T5752HP-05  |             |                | Taprite | PRIMARY HYBRID REGULATOR W/ CGA320       | INLET, 2 PRESSURE, 2 PRODUCT           | EA | Regulator      | <input checked="" type="checkbox"/> |
|    | T7430K-6    |             |                | Taprite | Tank Changeover Regulator w/6' Hose (x2) | 1 PRESSURE, 1 PRODUCT                  | EA | Regulator      | <input checked="" type="checkbox"/> |
|   | T8861       |             |                | Taprite | PRIMARY REGULATOR W/ CGA320 INLET        | 2 PRESSURE, 2 PRODUCT                  | EA | Regulator      | <input checked="" type="checkbox"/> |
|  | T8861-6     | 8861-6      |                | Taprite | PRIMARY REGULATOR W/ CGA320 INLET        | 2 PRESSURE, 2 PRODUCT W/ 6' HOSE       | EA | Regulator      | <input type="checkbox"/>            |
|  | T8861-6B    |             |                | Taprite | PRIMARY REGULATOR W/ CGA320 INLET        | 2 PRESSURE, 2 PRODUCT W/ 6' HOSE, BLUE | EA | Regulator      | <input checked="" type="checkbox"/> |
|  | T8865V      | T8865V      |                | Taprite | PRIMARY HP REGULATOR W/ CGA320 INLET     | 2 PRESSURE 6 PRODUCT                   | EA | Regulator      | <input type="checkbox"/>            |

Non-Stocked, Lead Time

Non-Stocked, Lead Time

Non-Stocked, Lead Time

Non-Stocked, Lead Time

Non-Stocked, Lead Time











Non-Stocked, Lead Time

| Picture  | Vendor Item | GIS Item     | Alternate Item | Vendor  | Item Description 01                  | Item Description 02                   | UM | Classification | NS                                  |
|--|-------------|--------------|----------------|---------|--------------------------------------|---------------------------------------|----|----------------|-------------------------------------|
|    | T8866-6     |              |                | Taprite | PRIMARY HP REGULATOR W/ CGA320 INLET | 2 PRESSURE, 7 PRODUCT W/ 6' HOSE      | EA | Regulator      | <input checked="" type="checkbox"/> |
|    | T8871-6     |              |                | Taprite | PRIMARY REGULATOR W/ CGA320 INLET    | 2 PRESSURE, 2 PRODUCT W/ 6' HOSE      | EA | Regulator      | <input checked="" type="checkbox"/> |
|    | TC5261SN    | TC5261SN     |                | Taprite | SECONDARY REGULATOR 1P/1P            | 1 PRESSURE, 1 PRODUCT                 | EA | Regulator      | <input type="checkbox"/>            |
|    | TC5741PM    | TC5741-PMHP  | TC5741HP       | Taprite | PRIMARY HP REGULATOR                 | 1 PRESSURE, 1 PRODUCT, 3000/300       | EA | Regulator      | <input type="checkbox"/>            |
|    | 2709-S      | 2709-S       | 80-54959-00    | U-line  | THERMISTOR, CLR60 (OBS)              | * REPLACED BY ULINE OEM # 80-54959-00 | EA | PART           | <input type="checkbox"/>            |
|    | 2749-S60    | 2749-S60     | 80-54961-00    | U-line  | BYPASS VALVE ASSY (OBS)              | * REPLACED BY OEM # 80-54961-00       | EA | PART           | <input type="checkbox"/>            |
|   | 80-54139-00 | 80-541-39-00 |                | U-line  | INLET VALVE, 120V/60HZ               | FOR UHCL115-SS01A                     | EA | Water Valve    | <input type="checkbox"/>            |
|  | 80-54356-00 | 2552A        |                | U-line  | WATER VALVE U-LINE                   |                                       | EA | Water Valve    | <input type="checkbox"/>            |
|  | 80-54378-00 | 5263         |                | U-line  | FAN MOTOR, U-LINE 95, WITH BLADE     |                                       | EA | Motor          | <input type="checkbox"/>            |
|  | 80-54682-00 | 2707-S       |                | U-line  | CIRCUIT BOARD                        |                                       | EA | Control Board  | <input type="checkbox"/>            |

Non-Stocked, Lead Time

Non-Stocked, Lead Time




















| Picture   | Vendor Item | GIS Item    | Alternate Item | Vendor    | Item Description 01           | Item Description 02            | UM | Classification         | NS                                  |
|---|-------------|-------------|----------------|-----------|-------------------------------|--------------------------------|----|------------------------|-------------------------------------|
|     | 80-54700-00 | 31656       |                | U-line    | FAN BLADE                     |                                | EA | Fan Blade              | <input type="checkbox"/>            |
|    | 80-54959-00 | 80-54959-00 |                | U-line    | EVAPORATOR THERMISTOR         |                                | EA | PART                   | <input type="checkbox"/>            |
|     | 80-54961-00 |             |                | U-line    | BYPASS VALVE ASSEMBLY         |                                | EA | PART                   | <input checked="" type="checkbox"/> |
|     | 1901A       | 1901A       |                | Whirlpool | SUMP PUMP ICE MAKER KIT, 50#  | FOR 50 LB KITCHENAID ICEMAKERS | EA | PART                   | <input type="checkbox"/>            |
|    | 2208467     | 2208467     |                | Whirlpool | HOT GAS VALVE BODY            | WHIRLPOOL KITCHENAID           | EA | PART                   | <input type="checkbox"/>            |
|     | 2217311     | 2217311     |                | Whirlpool | WATER INLET VALVE             |                                | EA | PART                   | <input type="checkbox"/>            |
|    | 4387244     | 2188537     |                | Whirlpool | CONDENSER FAN MOTOR           | FOR WHIRLPOOL REFRIGERATOR     | EA | Motor                  | <input type="checkbox"/>            |
|   | 756782      | 756782      |                | Whirlpool | WATER PUMP, WHIRLPOOL         |                                | EA | Water Pump             | <input type="checkbox"/>            |
|  | F2WC911     | F2WC911     |                | Whirlpool | EVERYDROP ICE2 WATER FILTER   | FOR 50 LB ICEMAKERS            | EA | Water Filter Cartridge | <input type="checkbox"/>            |
|   | W10124096   | W10124096   |                | Whirlpool | KITCHENAID FAN MOTOR ASSEMBLY |                                | EA | Motor                  | <input type="checkbox"/>            |

Non-Stocked,  
Lead Time


| Picture  | Vendor Item | GIS Item  | Alternate Item | Vendor     | Item Description 01                        | Item Description 02 | UM | Classification | NS                       |
|--|-------------|-----------|----------------|------------|--|---------------------|----|----------------|--------------------------|
|    | W10141364   | W10141364 |                | Whirlpool  | CIRCUIT BOARD,<br>WHIRLPOOL                |                     | EA | Control Board  | <input type="checkbox"/> |
|    | W10217917   | W10217917 |                | Whirlpool  | WATER INLET<br>VALVE W/ BOARD              | KITCHENAID          | EA | PART           | <input type="checkbox"/> |
|    | W10217918   | W10217918 |                | Whirlpool  | WATER INLET<br>VALVE W/ JOHN<br>GUEST FTGS | KITCHENAID          | EA | Water Valve    | <input type="checkbox"/> |
|    | W10489122   | W10489122 |                | Whirlpool  | WATER PUMP<br>KITCHENAID<br>RECIRCULATING  |                     | EA | Water Pump     | <input type="checkbox"/> |
|    | W10511923   | W10511923 |                | Whirlpool  | SENSOR,<br>WHIRLPOOL                       |                     | EA | PART           | <input type="checkbox"/> |
|    | W10548509   | W10548509 |                | Whirlpool  | SENSOR,<br>WHIRLPOOL                       |                     | EA | PART           | <input type="checkbox"/> |
|   | W10823511   | W10823511 |                | Whirlpool  | WATER TUBING,<br>1/4", ICE MAKER           |                     | EA | PART           | <input type="checkbox"/> |
|  | W10897719   | W10897719 |                | Whirlpool  | WATER VALVE,<br>KITCHENAID                 |                     | EA | Water Valve    | <input type="checkbox"/> |
|  | FR-03C      | FR-03C    |                | Wunder-Bar | CERAMIC PISTON,<br>SODA/WATER              |                     | EA | PART           | <input type="checkbox"/> |
|  | FR-04C      | FR-04C    |                | Wunder-Bar | CERAMIC<br>CYLINDER,<br>SODA/WATER         |                     | EA | PART           | <input type="checkbox"/> |










| Picture   | Vendor Item | GIS Item   | Alternate Item | Vendor     | Item Description 01                      | Item Description 02          | UM | Classification | NS                       |
|---|-------------|------------|----------------|------------|--|------------------------------|----|----------------|--------------------------|
|    | FR-06C      | FR-06C     | 1031400        | Wunder-Bar | CERAMIC PISTON,<br>SYRUP                 |                              | EA | PART           | <input type="checkbox"/> |
|     | FR-07C      | FR-07C     | 1031401        | Wunder-Bar | CERAMIC<br>CYLINDER, SYRUP               |                              | EA | PART           | <input type="checkbox"/> |
|     | FR-09       | FR-09      |                | Wunder-Bar | RETAINER TUBE                            |                              | EA | PART           | <input type="checkbox"/> |
|     | FR-10       | FR-10      |                | Wunder-Bar | ADJUSTING SCREW                          |                              | EA | PART           | <input type="checkbox"/> |
|     | FR-11       | FR-11      | 1031404        | Wunder-Bar | LOCKING NUT                              | Nut Locking SS<br>5/16 x 1/8 | EA | Hardware       | <input type="checkbox"/> |
|     | FR-14E      | FR-14      | 2617212        | Wunder-Bar | O-RING, TUBE<br>RETAINER (FR-14E)        |                              | EA | O-Ring         | <input type="checkbox"/> |
|   | FR-28-E     | FR-28-E    |                | Wunder-Bar | O-RING, CYLINDER<br>SEAL                 |                              | EA | O-Ring         | <input type="checkbox"/> |
|  | FR-29       | FR-29      |                | Wunder-Bar | ADJUSTING SPRING                         |                              | EA | PART           | <input type="checkbox"/> |
|  | FR-30-1     | FR-30-1    | 1031420        | Wunder-Bar | INPUT MODULE 1<br>FLOW REGULATOR         |                              | EA | PART           | <input type="checkbox"/> |
|   | FR-30-1-M4  | FR-30-1-M4 | 2577325        | Wunder-Bar | INPUT MODULE<br>MARK 4 FLOW<br>REGULATOR |                              | EA | PART           | <input type="checkbox"/> |

| Picture   | Vendor Item      | GIS Item         | Alternate Item | Vendor     | Item Description 01                       | Item Description 02              | UM | Classification | NS                       |
|---|------------------|------------------|----------------|------------|---|----------------------------------|----|----------------|--------------------------|
|     | FR-30-2          | FR-30-2          | 1031421        | Wunder-Bar | INPUT MODULE 2<br>FLOW REGULATOR          |                                  | EA | PART           | <input type="checkbox"/> |
|     | FR-30-2-M4       | FR-30-2-M4       | 2577326        | Wunder-Bar | INPUT MODULE<br>MARK 4 FLOW<br>REGULATOR  |                                  | EA | PART           | <input type="checkbox"/> |
|    | FR-31            | FR-31            | 1031422        | Wunder-Bar | BRIX SCREW INSERT<br>(W/ SCREW)           |                                  | EA | PART           | <input type="checkbox"/> |
|     | FR-34            | FR-34            |                | Wunder-Bar | FLOW METER KIT                            |                                  | EA | PART           | <input type="checkbox"/> |
|    | HH-KIT-1         | HH-KIT-1         |                | Wunder-Bar | HOSE HANGER KIT                           |                                  | EA | PART           | <input type="checkbox"/> |
|     | M4-<br>10530BSF3 | M4-<br>10530BSF3 | 2515238        | Wunder-Bar | 10-BUTTON M4<br>BARGUN, FC, 36",<br>BLUE  | 5 CARB / 3 NON-<br>CARB, POSTMIX | EA | Bar-Gun        | <input type="checkbox"/> |
|    | M4-<br>10620BSF3 | M4-<br>10620BSF3 | 2515174        | Wunder-Bar | 10-BUTTON M4<br>BARGUN, FC, 36",<br>BLUE  | 6 CARB / 2 NON-<br>CARB, POSTMIX | EA | Bar-Gun        | <input type="checkbox"/> |
|   | M4-<br>10620BSF4 | M4-<br>10620BSF4 | 2515685        | Wunder-Bar | 10-BUTTON M4<br>BARGUN, FC, 48",<br>BLUE  | 6 CARB / 2 NON-<br>CARB, POSTMIX | EA | Bar-Gun        | <input type="checkbox"/> |
|   | M4-<br>10620KSM3 | M4-<br>10620KSM3 | 2515178        | Wunder-Bar | 10-BUTTON M4<br>BARGUN, MS, 36",<br>BLACK | 6 CARB / 2 NON-<br>CARB, POSTMIX | EA | Bar-Gun        | <input type="checkbox"/> |
|  | M4-<br>10620RSF3 | M4-<br>10620RSF3 |                | Wunder-Bar | 10-BUTTON M4<br>BARGUN, FC, 36",<br>RED   | 6 CARB / 2 NON-<br>CARB, POSTMIX | EA | Bar-Gun        | <input type="checkbox"/> |

| Picture   | Vendor Item  | GIS Item     | Alternate Item | Vendor     | Item Description 01                 | Item Description 02          | UM | Classification | NS                                  |
|---|--------------|--------------|----------------|------------|-------------------------------------|------------------------------|----|----------------|-------------------------------------|
|    | M4-1062ORSF4 | M4-1062ORSF4 |                | Wunder-Bar | 10-BUTTON M4 BARGUN, FC, 48", RED   | 6 CARB / 2 NON-CARB, POSTMIX | EA | Bar-Gun        | <input type="checkbox"/>            |
|    | M4-1062ORSN3 | M4-1062ORSN3 |                | Wunder-Bar | 10-BUTTON M4 BARGUN, NM, 36", RED   | 6 CARB / 2 NON-CARB, POSTMIX | EA | Bar-Gun        | <input type="checkbox"/>            |
|    | M4-1062ORSN4 | M4-1062ORSN4 |                | Wunder-Bar | 10-BUTTON M4 BARGUN, NM, 48", RED   | 6 CARB / 2 NON-CARB, POSTMIX | EA | Bar-Gun        | <input type="checkbox"/>            |
|     | M4-1100KSM3  |              | 2515902        | Wunder-Bar | 1-BUTTON ENERGY BARGUN, 36", BLACK  |                              | EA | Bar-Gun        | <input checked="" type="checkbox"/> |
|     | M4-1264BSF3  | M4-1264BSF3  | 2515176        | Wunder-Bar | 12-BUTTON M4 BARGUN, FC, 36", BLUE  | 6 CARB / 4 NON-CARB, POSTMIX | EA | Bar-Gun        | <input type="checkbox"/>            |
|     | M4-1264BSF4  | M4-1264BSF4  | 2515222        | Wunder-Bar | 12-BUTTON M4 BARGUN, FC, 48", BLUE  | 6 CARB / 4 NON-CARB, POSTMIX | EA | Bar-Gun        | <input type="checkbox"/>            |
|    | M4-12640KSM3 | M4-12640KSM3 |                | Wunder-Bar | 12-BUTTON M4 BARGUN, MS, 36", BLACK | 6 CARB / 4 NON-CARB, POSTMIX | EA | Bar-Gun        | <input type="checkbox"/>            |
|  | M4-1264ORSF3 | M4-1264ORSF3 |                | Wunder-Bar | 12-BUTTON M4 BARGUN, FC, 36", RED   | 6 CARB / 4 NON-CARB, POSTMIX | EA | Bar-Gun        | <input type="checkbox"/>            |
|  | M4-1264ORSF4 | M4-1264ORSF4 |                | Wunder-Bar | 12-BUTTON M4 BARGUN, FC, 48", RED   | 6 CARB / 4 NON-CARB, POSTMIX | EA | Bar-Gun        | <input type="checkbox"/>            |
|  | M4-1264ORSN3 | M4-1264ORSN3 |                | Wunder-Bar | 12-BUTTON M4 BARGUN, 36", RED       | 6 CARB / 4 NON-CARB, POSTMIX | EA | Bar-Gun        | <input type="checkbox"/>            |

Non-Stocked,  
Lead Time



| Picture  | Vendor Item    | GIS Item       | Alternate Item | Vendor     | Item Description 01                 | Item Description 02           | UM | Classification | NS                       |
|--|----------------|----------------|----------------|------------|-------------------------------------|-------------------------------|----|----------------|--------------------------|
|   | M4-12640RSN4   | M4-12640RSN4   |                | Wunder-Bar | 12-BUTTON M4 BARGUN, 48", RED       | 6 CARB / 4 NON-CARB, POSTMIX  | EA | Bar-Gun        | <input type="checkbox"/> |
|    | M4-14660B2F3   | M4-14660B2F3   |                | Wunder-Bar | 14-BUTTON M4 BARGUN, FC, 36", BLUE  | 6 CARB / 6 NON-CARB, POSTMIX  | EA | Bar-Gun        | <input type="checkbox"/> |
|    | M4-14660KSM3   | M4-14660KSM3   | 2515183        | Wunder-Bar | 14-BUTTON M4 BARGUN, MS, 36", BLACK | 6 CARB / 6 NON-CARB, POSTMIX  | EA | Bar-Gun        | <input type="checkbox"/> |
|   | M4-14660R2F3   | M4-14660R2F3   | M4-14660RSF3   | Wunder-Bar | 14-BUTTON M4 BARGUN, FC, 36", RED   | 6 CARB / 6 NON-CARB, POSTMIX  | EA | Bar-Gun        | <input type="checkbox"/> |
|   | M4-14660R2F4   | M4-14660R2F4   | M4-14660RSF4   | Wunder-Bar | 14-BUTTON M4 BARGUN, FC, 48", RED   | 6 CARB / 6 NON-CARB, POSTMIX  | EA | Bar-Gun        | <input type="checkbox"/> |
|   | M4-14660RSN3   | M4-14660RSN3   |                | Wunder-Bar | 14-BUTTON M4 BARGUN, NM, 36", RED   | 6 CARB / 6 NON-CARB, POSTMIX  | EA | Bar-Gun        | <input type="checkbox"/> |
|  | M4-14660RSN4   | M4-14660RSN4   |                | Wunder-Bar | 14-BUTTON M4 BARGUN, 48", RED       | 6 CARB / 6 NON-CARB, POSTMIX  | EA | Bar-Gun        | <input type="checkbox"/> |
|  | M4-2200KSM3    | WBM-220-II.5   |                | Wunder-Bar | 2-BUTTON ENERGY DRINK BARGUN, BLACK |                               | EA | Bar-Gun        | <input type="checkbox"/> |
|  | M4-6JDKS3      | M4-6JDKS3      | M4-6JDKS3-3/8  | Wunder-Bar | 6-BUTTON JUICE WB GUN, 36"          | Bargon 6B Juice Black 3/8F M4 | EA | Bar-Gun        | <input type="checkbox"/> |
|  | M4-750/851KSM3 | M4-750/851KSM3 |                | Wunder-Bar | 7 BUTTON M4 BARGUN, MS, 36", BLACK  |                               | EA | Bar-Gun        | <input type="checkbox"/> |

| Picture   | Vendor Item | GIS Item    | Alternate Item | Vendor     | Item Description 01                | Item Description 02          | UM | Classification | NS                       |
|---|-------------|-------------|----------------|------------|------------------------------------|------------------------------|----|----------------|--------------------------|
|     | M4-750BSF3  | M4-750BSF3  |                | Wunder-Bar | 7-BUTTON M4 BARGUN, FC, 36", BLUE  | 5 CARB / 0 NON-CARB, POSTMIX | EA | Bar-Gun        | <input type="checkbox"/> |
|    | M4-8510KSM4 | M4-8510KSM4 |                | Wunder-Bar | 8-BUTTON M4 BARGUN, MS, 48", BLACK | 5 CARB / 1 NON-CARB, POSTMIX | EA | Bar-Gun        | <input type="checkbox"/> |
|    | M4-851KSM3  | M4-851KSM3  |                | Wunder-Bar | 8-BUTTON M4 BARGUN, MS, 36", BLACK | 5 CARB / 1 NON-CARB, POSTMIX | EA | Bar-Gun        | <input type="checkbox"/> |
|    | M4-851KSM4  | M4-851KSM4  |                | Wunder-Bar | 8-BUTTON M4 BARGUN, MS, 48", BLACK | 5 CARB / 1 NON-CARB, POSTMIX | EA | Bar-Gun        | <input type="checkbox"/> |
|     | M4-8600BSF3 | M4-8600BSF3 | 2515220        | Wunder-Bar | 8-BUTTON M4 BARGUN, FC, 36", BLUE  | 6 CARB / 0 NON-CARB, POSTMIX | EA | Bar-Gun        | <input type="checkbox"/> |
|    | M4-8600KSF4 | M4-8600KSF4 |                | Wunder-Bar | 8-BUTTON M4 BARGUN, FC, 48", BLACK | 6 CARB / 0 NON-CARB, POSTMIX | EA | Bar-Gun        | <input type="checkbox"/> |
|   | M4-8600KSM3 | M4-8600KSM3 | 2515687        | Wunder-Bar | 8-BUTTON M4 BARGUN, MS, 36", BLACK | 6 CARB / 0 NON-CARB, POSTMIX | EA | Bar-Gun        | <input type="checkbox"/> |
|  | M4-8600KSM4 | M4-8600KSM4 | 2521426        | Wunder-Bar | 8-BUTTON M4 BARGUN, MS, 48", BLACK | 6 CARB / 0 NON-CARB, POSTMIX | EA | Bar-Gun        | <input type="checkbox"/> |
|   | M4-8600RSF3 | M4-8600RSF3 |                | Wunder-Bar | 8-BUTTON M4 BARGUN, FC, 36", RED   | 6 CARB / 0 NON-CARB, POSTMIX | EA | Bar-Gun        | <input type="checkbox"/> |
|   | M4-8600RSF4 | M4-8600RSF4 |                | Wunder-Bar | 8-BUTTON M4 BARGUN, FC, 48", RED   | 6 CARB / 0 NON-CARB, POSTMIX | EA | Bar-Gun        | <input type="checkbox"/> |

| Picture   | Vendor Item         | GIS Item      | Alternate Item    | Vendor     | Item Description 01                     | Item Description 02          | UM | Classification | NS                                  |
|---|---------------------|---------------|-------------------|------------|---|------------------------------|----|----------------|-------------------------------------|
|    | M4-8600RSN3         | M4-8600RSN3   |                   | Wunder-Bar | 8-BUTTON M4 BARGUN, NM, 36", RED        | 6 CARB / 0 NON-CARB, POSTMIX | EA | Bar-Gun        | <input type="checkbox"/>            |
|    | M4-8600RSN4         | M4-8600RSN4   |                   | Wunder-Bar | 8-BUTTON M4 BARGUN, 48", RED            | 6 CARB / 0 NON-CARB, POSTMIX | EA | Bar-Gun        | <input type="checkbox"/>            |
|     | M4-8JDKS3-3/8       | M4-8JDKS3-3/8 | 2515245           | Wunder-Bar | 8-BUTTON JUICE BARGUN, 3/8", 36", BLACK |                              | EA | Bar-Gun        | <input type="checkbox"/>            |
|     | M4-8JDKS4-3/8       | M4-8JDKS4-3/8 | 2575391           | Wunder-Bar | 8-BUTTON JUICE BARGUN, 3/8", 48" BLACK  |                              | EA | Bar-Gun        | <input type="checkbox"/>            |
|    | M4-FR-PARTS         | M4-FR-PARTS   | 2522887           | Wunder-Bar | PARTS KIT FLOW REG M4                   |                              | EA | PART           | <input type="checkbox"/>            |
|    | M4-PARTS            |               | 2606964           | Wunder-Bar | STANDARD M4 FR PARTS KIT                |                              | EA | PART           | <input checked="" type="checkbox"/> |
|    | M8080C2M4T W-LEMXGI | M8080K2M4T W  | M4-8080K2M4TW-3/8 | Wunder-Bar | 8-BUTTON THICK WATER BARGUN             |                              | EA | Bar-Gun        | <input type="checkbox"/>            |
|   | PH10-120            | PH10-120      | 2504593           | Wunder-Bar | HOSE HANGER KIT (NEW STYLE)             |                              | EA | PART           | <input type="checkbox"/>            |
|  | PH10-13             | PH10-13       | 1031439           | Wunder-Bar | 1/2" HANDLE HEEL SCREW                  |                              | EA | Hardware       | <input type="checkbox"/>            |
|  | PH10-19             | PH-8          | 1031446           | Wunder-Bar | O-RING, TUBE SEAL (PH10-19)             |                              | EA | O-Ring         | <input type="checkbox"/>            |

Non-Stocked,  
Lead Time



| Picture  | Vendor Item | GIS Item   | Alternate Item | Vendor     | Item Description 01                   | Item Description 02 | UM | Classification | NS                                  |
|--|-------------|------------|----------------|------------|---------------------------------------|---------------------|----|----------------|-------------------------------------|
|   | PH10-19-E   |            | 2615286        | Wunder-Bar | O-RING, HAT, TUBE                     |                     | EA | O-Ring         | <input checked="" type="checkbox"/> |
|   | PH10-2      | PH10-2     | 1031448        | Wunder-Bar | BUTTON PLATE, BLACK                   |                     | EA | PART           | <input type="checkbox"/>            |
|    | PH10-21     | PH-24      | 1032464        | Wunder-Bar | STEM SPRING (PH10-21)                 |                     | EA | PART           | <input type="checkbox"/>            |
|    | PH10-24     | PH-20      | 1031452        | Wunder-Bar | VALVE SPRING (PH10-24)                |                     | EA | PART           | <input type="checkbox"/>            |
|   | PH10-25-C   |            | 2586530        | Wunder-Bar | HAT SPRING ASSEMBLY                   |                     | EA | PART           | <input checked="" type="checkbox"/> |
|   | PH10-29     | PH10-29    | 1031457        | Wunder-Bar | NOZZLE, SERIES II, PUSH ON, BLACK     |                     | EA | PART           | <input type="checkbox"/>            |
|  | PH10-29-DB  | PH10-29-DB |                | Wunder-Bar | NOZZLE, SERIES II, PUSH ON, DARK BLUE |                     | EA | PART           | <input type="checkbox"/>            |
|  | PH10-2-R    | PH10-2-R   |                | Wunder-Bar | BUTTON PLATE RED                      |                     | EA | PART           | <input type="checkbox"/>            |
|  | PH10-30     | PH-16      | 1031461        | Wunder-Bar | O-RING, DIFFUSER (PH10-30)            |                     | EA | O-Ring         | <input type="checkbox"/>            |
|  | PH10-30     | PH111-30   | 1031461        | Wunder-Bar | O-RING, DIFFUSER (PH10-30)            |                     | EA | O-Ring         | <input type="checkbox"/>            |


Non-Stocked,  
Lead Time

Non-Stocked,  
Lead Time

| Picture   | Vendor Item  | GIS Item              | Alternate Item | Vendor     | Item Description 01             | Item Description 02           | UM | Classification | NS                                  |
|---|--------------|-----------------------|----------------|------------|---------------------------------|-------------------------------|----|----------------|-------------------------------------|
|     | PH10-32      | PH10-32               | 1031462        | Wunder-Bar | SODA WATER<br>BUTTON FOOT       |                               | EA | PART           | <input type="checkbox"/>            |
|    | PH10-34      | PH-27                 | 1031463        | Wunder-Bar | O-RING, SYRUP<br>SEPARATOR      |                               | EA | O-Ring         | <input type="checkbox"/>            |
|     | PH10-36      | PM-24                 | 1031465        | Wunder-Bar | O-RING INSERT<br>TOOL (PH10-36) |                               | EA | TOOL           | <input type="checkbox"/>            |
|    | PH10-37      | PH10-37               | 1031466        | Wunder-Bar | BUTTON PLUG,<br>BLACK           |                               | EA | PART           | <input type="checkbox"/>            |
|    | PH10-37DR BL |                       | 1042196        | Wunder-Bar | BUTTON PLUG,<br>DARK BLUE       |                               | EA | PART           | <input checked="" type="checkbox"/> |
|    | PH10-37-RED  | PH10-37-RED           |                | Wunder-Bar | BUTTON PLUG, RED                |                               | EA | PART           | <input type="checkbox"/>            |
|    | PH10-38      | PH10-38               | 1031467        | Wunder-Bar | WHITE DIFFUSER<br>RING          |                               | EA | PART           | <input type="checkbox"/>            |
|  | PH10-39      | PH10-39               | 1031468        | Wunder-Bar | JUICE BRUX SCREW<br>(HANDLE)    | Screw Brix<br>Secondary Water | EA | PART           | <input type="checkbox"/>            |
|   | PH10-43      | PH10-43-<br>PEPSIBLUE | 1031471        | Wunder-Bar | WUNDERBAR PEPSI<br>DECAL        |                               | EA | Decal          | <input type="checkbox"/>            |
|  | PH10-4-A     | PH10-4-A              |                | Wunder-Bar | A BUTTON (OBS)                  | SHOWS (9) IN<br>STOCK.        | EA | PART           | <input type="checkbox"/>            |

Non-Stocked,  
Lead Time

| Picture   | Vendor Item | GIS Item | Alternate Item | Vendor     | Item Description 01 | Item Description 02 | UM | Classification | NS                       |
|---|-------------|----------|----------------|------------|---------------------|---------------------|----|----------------|--------------------------|
|    | PH10-4-B    | PH10-4-B |                | Wunder-Bar | B BUTTON (OBS)      | SHOWS (7) IN STOCK. | EA | PART           | <input type="checkbox"/> |
|    | PH10-4-C    | PH10-4-C |                | Wunder-Bar | C BUTTON (OBS)      | SHOWS (5) IN STOCK. | EA | PART           | <input type="checkbox"/> |
|    | PH10-4-D    | PH10-4-D |                | Wunder-Bar | D BUTTON (OBS)      | SHOWS (6) IN STOCK. | EA | PART           | <input type="checkbox"/> |
|    | PH10-4-L    | PH10-4-L |                | Wunder-Bar | L BUTTON (OBS)      | SHOWS (1) IN STOCK. | EA | PART           | <input type="checkbox"/> |
|    | PH10-4-M    | PH10-4-M |                | Wunder-Bar | M BUTTON (OBS)      | SHOWS (1) IN STOCK. | EA | PART           | <input type="checkbox"/> |
|    | PH10-4-O    | PH10-4-O |                | Wunder-Bar | O BUTTON (OBS)      | SHOWS (3) IN STOCK. | EA | PART           | <input type="checkbox"/> |
|   | PH10-4-P    | PH10-4-P |                | Wunder-Bar | P BUTTON (OBS)      | SHOWS (1) IN STOCK. | EA | PART           | <input type="checkbox"/> |
|  | PH10-4-Q    | PH10-4-Q |                | Wunder-Bar | Q BUTTON (OBS)      | SHOWS (7) IN STOCK. | EA | PART           | <input type="checkbox"/> |
|  | PH10-4-R    | PH10-4-R |                | Wunder-Bar | R BUTTON (OBS)      | SHOWS (6) IN STOCK. | EA | PART           | <input type="checkbox"/> |
|  | PH10-4-T    | PH10-4-T |                | Wunder-Bar | T BUTTON (OBS)      | SHOWS (3) IN STOCK. | EA | PART           | <input type="checkbox"/> |

| Picture   | Vendor Item | GIS Item | Alternate Item | Vendor     | Item Description 01                       | Item Description 02   | UM | Classification | NS                                  |
|---|-------------|----------|----------------|------------|---|-----------------------|----|----------------|-------------------------------------|
|    | PH10-52     | PH10-52  |                | Wunder-Bar | O-RING, STEM                              |                       | EA | O-Ring         | <input type="checkbox"/>            |
|    | PH10-52-E   |          | 1031479        | Wunder-Bar | O-RING Size -003 EPDM FDA Grade           | 1.42x1.52 70 EPDM 291 | EA | O-Ring         | <input checked="" type="checkbox"/> |
|     | PH10-54     | PH10-54  | 1031480        | Wunder-Bar | WUNDERBAR HANDLE LABEL                    |                       | EA | Label          | <input type="checkbox"/>            |
|     | PH10-55     | PH10-55  | 1031481        | Wunder-Bar | CAUTION LABEL                             |                       | EA | Label          | <input type="checkbox"/>            |
|     | PH10-56     | PH10-56  |                | Wunder-Bar | SHUT OFF SCREW LABEL                      |                       | EA | Label          | <input type="checkbox"/>            |
|     | PH10-6      | PH10-6   |                | Wunder-Bar | SODA BUTTON (OBS)                         | SHOWS (4) IN STOCK.   | EA | PART           | <input type="checkbox"/>            |
|   | PH10-60BLK  | PH10-60  |                | Wunder-Bar | NOZZLE, TWIST LOCK, SERIES 2.5, BLACK     |                       | EA | PART           | <input type="checkbox"/>            |
|  | PH10-60-DB  |          | 2516465        | Wunder-Bar | NOZZLE, TWIST LOCK, SERIES 2.5, DARK BLUE |                       | EA | PART           | <input checked="" type="checkbox"/> |
|  | PH10-60-R   |          | 1032836        | Wunder-Bar | NOZZLE, TWIST LOCK, SERIES 2.5, RED       |                       | EA | PART           | <input checked="" type="checkbox"/> |
|   | PH10-69     | PH111-38 | 1031490        | Wunder-Bar | JUICE RING (PH10-69)                      |                       | EA | PART           | <input type="checkbox"/>            |

Non-Stocked, Lead Time

Non-Stocked, Lead Time

Non-Stocked, Lead Time







| Picture  | Vendor Item | GIS Item   | Alternate Item | Vendor     | Item Description 01              | Item Description 02 | UM | Classification | NS                       |
|--|-------------|------------|----------------|------------|----------------------------------|---------------------|----|----------------|--------------------------|
|   | PH10-73     | PH10-73    | 1031494        | Wunder-Bar | BUTTON STEM ONLY, SNAP ON        |                     | EA | PART           | <input type="checkbox"/> |
|   | PH10-74     | PH10-74    | 1032865        | Wunder-Bar | BLANK BUTTON CAP (USE W/PH10-73) | SNAP ON             | EA | PART           | <input type="checkbox"/> |
|    | PH10-74-001 | PH10-74-A  | 1032353        | Wunder-Bar | A BUTTON CAP, GREEN, WHT LTR     | ROUND SNAP-ON CAP   | EA | PART           | <input type="checkbox"/> |
|    | PH10-74-002 | PH10-74-B  | 1032339        | Wunder-Bar | B BUTTON CAP, BROWN, WHT LTR     | ROUND SNAP-ON CAP   | EA | PART           | <input type="checkbox"/> |
|    | PH10-74-004 | PH10-74-C  | 1032269        | Wunder-Bar | C BUTTON CAP, WHITE, BLK LTR     | ROUND SNAP-ON CAP   | EA | PART           | <input type="checkbox"/> |
|    | PH10-74-006 | PH10-74-D  | 1032275        | Wunder-Bar | D BUTTON CAP, WHITE, BLK LETTERS | ROUND SNAP-ON CAP   | EA | PART           | <input type="checkbox"/> |
|  | PH10-74-009 | PH10-74-PG | 1032355        | Wunder-Bar | G BUTTON CAP, PINK, BLK LTR      | ROUND SNAP-ON CAP   | EA | PART           | <input type="checkbox"/> |
|  | PH10-74-010 | PH10-74-G  | 1032278        | Wunder-Bar | G BUTTON CAP, WHITE, BLK LTR     | ROUND SNAP-ON CAP   | EA | PART           | <input type="checkbox"/> |
|  | PH10-74-016 | PH10-74-L  | 1032356        | Wunder-Bar | L BUTTON CAP, WHITE, BLK LTR     | ROUND SNAP-ON CAP   | EA | PART           | <input type="checkbox"/> |
|  | PH10-74-017 | PH10-74-M  | 1032288        | Wunder-Bar | M BUTTON CAP, WHITE, BLK LTR     | ROUND SNAP-ON CAP   | EA | PART           | <input type="checkbox"/> |

| Picture  | Vendor Item | GIS Item               | Alternate Item | Vendor     | Item Description 01                  | Item Description 02                    | UM | Classification | NS                                  |
|--|-------------|------------------------|----------------|------------|--------------------------------------|--|----|----------------|-------------------------------------|
|    | PH10-74-019 | PH10-74-OR             | 1032274        | Wunder-Bar | O BUTTON CAP,<br>ORANGE, BLK LTR     | ROUND SNAP-ON<br>CAP                   | EA | PART           | <input type="checkbox"/>            |
|    | PH10-74-020 | PH10-74-P              |                | Wunder-Bar | P BUTTON CAP,<br>YELLOW, BLK LTR     | ROUND SNAP-ON<br>CAP                   | EA | PART           | <input type="checkbox"/>            |
|    | PH10-74-024 | PH10-74-Q              | 1032276        | Wunder-Bar | Q BUTTON CAP,<br>WHITE, BLK LTR      | ROUND SNAP-ON<br>CAP                   | EA | PART           | <input type="checkbox"/>            |
|    | PH10-74-035 | PH10-74-T              | 1032357        | Wunder-Bar | T BUTTON CAP,<br>WHITE, BLK LTR      | ROUND SNAP-ON<br>CAP                   | EA | PART           | <input type="checkbox"/>            |
|    | PH10-74-040 | PH10-74-CR             |                | Wunder-Bar | CR BUTTON CAP,<br>RED, WHT LTR       | ROUND SNAP-ON<br>CAP                   | EA | PART           | <input type="checkbox"/>            |
|    | PH10-74-051 | PH10-74-SS             | 1032281        | Wunder-Bar | SS BUTTON CAP,<br>WHITE, BLK LTR     | ROUND SNAP-ON<br>CAP                   | EA | PART           | <input type="checkbox"/>            |
|   | PH10-74-052 |                        | 1032358        | Wunder-Bar | SS BUTTON CAP,<br>YELLOW, BLK LTR    | ROUND SNAP-ON<br>CAP                   | EA | PART           | <input checked="" type="checkbox"/> |
|  | PH10-74-056 | PH10-74-7UP            | 1042673        | Wunder-Bar | 7UP BUTTON CAP,<br>GREEN, WHT LTR    | ROUND SNAP-ON<br>CAP                   | EA | PART           | <input type="checkbox"/>            |
|  | PH10-74-060 | PH10-74-<br>BLOODYMARY |                | Wunder-Bar | BLOODY MARY<br>BUTTON CAP,<br>BROWN, | WHITE LETTERS,<br>ROUND SNAP-ON<br>CAP | EA | PART           | <input type="checkbox"/>            |
|  | PH10-74-061 |                        | 1032289        | Wunder-Bar | BLOODY MARY<br>BUTTON CAP, RED,      | WHITE LETTERS,<br>ROUND SNAP-ON<br>CAP | EA | PART           | <input checked="" type="checkbox"/> |








Non-Stocked,  
Lead Time

Non-Stocked,  
Lead Time

| Picture   | Vendor Item | GIS Item          | Alternate Item | Vendor     | Item Description 01                          | Item Description 02                    | UM | Classification | NS                       |
|---|-------------|-------------------|----------------|------------|--|--|----|----------------|--------------------------|
|     | PH10-74-066 | PH10-74-COKE      | 1041700        | Wunder-Bar | COKE BUTTON CAP,<br>RED, WHITE<br>LETTERS    | ROUND SNAP-ON<br>CAP                   | EA | PART           | <input type="checkbox"/> |
|    | PH10-74-069 | PH10-74-069       | 1042674        | Wunder-Bar | DIET PEPSI BUTTON<br>CAP, BLUE, WHT<br>LTR   | ROUND SNAP-ON<br>CAP                   | EA | PART           | <input type="checkbox"/> |
|     | PH10-74-073 | PH10-74-DIET      | 1032287        | Wunder-Bar | DIET BUTTON CAP,<br>WHITE, BLK LTR           | ROUND SNAP-ON<br>CAP                   | EA | PART           | <input type="checkbox"/> |
|    | PH10-74-078 | PH10-74-DP        | 1032272        | Wunder-Bar | DR PEPPER<br>BUTTON CAP,<br>BROWN, WHT LTR   | ROUND SNAP-ON<br>CAP                   | EA | PART           | <input type="checkbox"/> |
|    | PH10-74-103 | PH10-74-103       | 1032280        | Wunder-Bar | LEMONADE<br>BUTTON CAP,<br>YELLOW, BLK LTR   | ROUND SNAP-ON<br>CAP                   | EA | PART           | <input type="checkbox"/> |
|    | PH10-74-109 | PH10-74-109       | 1032347        | Wunder-Bar | SIERRA MIST<br>BUTTON CAP,<br>GREEN, WHT LTR | ROUND SNAP-ON<br>CAP                   | EA | PART           | <input type="checkbox"/> |
|    | PH10-74-110 | PH10-74-MD        | 1032342        | Wunder-Bar | MOUNTAIN DEW<br>BUTTON CAP,<br>YELLOW,       | BLACK LETTERS,<br>ROUND SNAP-ON<br>CAP | EA | PART           | <input type="checkbox"/> |
|   | PH10-74-123 | PH10-74-<br>PEPSI | 1032285        | Wunder-Bar | PEPSI BUTTON CAP,<br>BLUE, WHT LTR           | ROUND SNAP-ON<br>CAP                   | EA | PART           | <input type="checkbox"/> |
|  | PH10-74-132 | PH10-74-132       | 1032351        | Wunder-Bar | FRUIT PUNCH<br>BUTTON CAP, RED,<br>WHT LTR   | ROUND SNAP-ON<br>CAP                   | EA | PART           | <input type="checkbox"/> |
|  | PH10-74-138 | PH10-74-138       |                | Wunder-Bar | ROOT BEER<br>BUTTON CAP,<br>WHITE, BLK LTR   | ROUND SNAP-ON<br>CAP                   | EA | PART           | <input type="checkbox"/> |

| Picture  | Vendor Item   | GIS Item       | Alternate Item | Vendor     | Item Description 01                   | Item Description 02        | UM | Classification | NS                       |
|--|---------------|----------------|----------------|------------|---------------------------------------|----------------------------|----|----------------|--------------------------|
|   | PH10-74-145   | PH10-74-145    | 1032293        | Wunder-Bar | SOUR BUTTON CAP, WHITE, BLK LTR       | ROUND SNAP-ON CAP          | EA | PART           | <input type="checkbox"/> |
|   | PH10-74-148   | PH10-74-SPRITE | 1041698        | Wunder-Bar | SPRITE BUTTON CAP, GREEN, WHT LTR     | ROUND SNAP-ON CAP          | EA | PART           | <input type="checkbox"/> |
|    | PH10-74-161   | PH10-74-TONIC  | 1032290        | Wunder-Bar | TONIC BUTTON CAP, WHITE, BLK LTR      | ROUND SNAP-ON CAP          | EA | PART           | <input type="checkbox"/> |
|   | PH10-74-170   | PH10-74-ENERGY | 2608304        | Wunder-Bar | ENERGY BUTTON CAP, WHITE, BLK LTR     | ROUND SNAP-ON CAP          | EA | PART           | <input type="checkbox"/> |
|    | PH10-74-192   | PH10-74-BLANK  |                | Wunder-Bar | BLANK BUTTON CAP, WHITE               | ROUND SNAP-ON CAP          | EA | PART           | <input type="checkbox"/> |
|    | PH10-76       | PH10-76        | 1031497        | Wunder-Bar | BLANK OVAL BUTTON, FOR SODA, WHITE    |                            | EA | PART           | <input type="checkbox"/> |
|   | PH10-76-WATER | PH10-76-WATER  |                | Wunder-Bar | WATER OVAL BUTTON CAP, WATER          | (FACTS SAYS, "DO NOT USE") | EA | PART           | <input type="checkbox"/> |
|  | PH10-77-SODA  | PH10-77-SODA   | PH10-77-500    | Wunder-Bar | SODA OVAL BUTTON CAP, WHITE, BLK LTR  |                            | EA | PART           | <input type="checkbox"/> |
|  | PH10-77-WATER | PH10-77-WATER  | PH10-77-501    | Wunder-Bar | WATER OVAL BUTTON CAP, WHITE, BLK LTR |                            | EA | PART           | <input type="checkbox"/> |
|  | PH10-83       | PH10-83        | 1031503        | Wunder-Bar | SYRUP SEPERATOR, TWIST LOCK           |                            | EA | PART           | <input type="checkbox"/> |




| Picture  | Vendor Item | GIS Item   | Alternate Item | Vendor     | Item Description 01                      | Item Description 02        | UM | Classification | NS                                  |
|--|-------------|------------|----------------|------------|--|----------------------------|----|----------------|-------------------------------------|
|   | PH10-84     |            | 1031504        | Wunder-Bar | WASHER, SYRUP SEPARATOR, MOLDED          |                            | EA | Hardware       | <input checked="" type="checkbox"/> |
|   | PH10-89     | PH10-89    | 1031509        | Wunder-Bar | SANTOPRENE VALVE STEM                    |                            | EA | PART           | <input type="checkbox"/>            |
|   | PH10-91     |            | 1031511        | Wunder-Bar | NOZZLE, PUSH ON, BLACK                   |                            | EA | PART           | <input checked="" type="checkbox"/> |
|   | PH10-91-DB  | PH10-91-DB | 1031512        | Wunder-Bar | NOZZLE, SERIES II, TWIST LOCK, DARK BLUE |                            | EA | PART           | <input type="checkbox"/>            |
|    | PH10-9-1HL  | PH10-9-1HL | 1031513        | Wunder-Bar | 1HL BUTTERFLY PLATE                      | 1 HOLE LEFT                | EA | PART           | <input type="checkbox"/>            |
|    | PH10-9-1HR  | PH10-9-1HR | 1031514        | Wunder-Bar | 1HR BUTTERFLY PLATE                      | 1 HOLE RIGHT               | EA | PART           | <input type="checkbox"/>            |
|  | PH10-91-R   |            |                | Wunder-Bar | NOZZLE, SERIES II, RED                   |                            | EA | PART           | <input checked="" type="checkbox"/> |
|  | PH10-9-2H   | PH10-9-2H  | 1031517        | Wunder-Bar | 2H BUTTERFLY PLATE                       | 1 HOLE LEFT / 1 HOLE RIGHT | EA | PART           | <input type="checkbox"/>            |
|  | PH10-9-3HL  | PH10-9-3HL | 1031520        | Wunder-Bar | 3HL BUTTERFLY PLATE                      | 3 HOLE LEFT                | EA | PART           | <input type="checkbox"/>            |
|  | PH10-9-3HR  | PH10-9-3HR | 1031521        | Wunder-Bar | 3HR BUTTERFLY PLATE                      | 3 HOLE RIGHT               | EA | PART           | <input type="checkbox"/>            |

Non-Stocked,  
Lead Time











Non-Stocked,  
Lead Time

Non-Stocked,  
Lead Time

| Picture   | Vendor Item | GIS Item    | Alternate Item | Vendor     | Item Description 01                         | Item Description 02 | UM | Classification | NS                       |
|---|-------------|-------------|----------------|------------|---|---------------------|----|----------------|--------------------------|
|    | PH10-94-DB  | PH10-94DB   | 1031523        | Wunder-Bar | NOZZLE, MARK 4,<br>TWIST LOCK, DARK<br>BLUE |                     | EA | PART           | <input type="checkbox"/> |
|    | PH10-9-4H#1 | PH10-9-4H#1 |                | Wunder-Bar | 4H #1 BUTTERFLY<br>PLATE                    |                     | EA | PART           | <input type="checkbox"/> |
|    | PH10-9-4H#2 | PH10-9-4H#2 |                | Wunder-Bar | 4H #2 BUTTERFLY<br>PLATE                    |                     | EA | PART           | <input type="checkbox"/> |
|     | PH10-9-4H#3 | PH10-9-4H#3 |                | Wunder-Bar | PLATE, BUTTERFLY,<br>4 HOLE, 1HR            |                     | EA | PART           | <input type="checkbox"/> |
|     | PH10-9-4H#4 | PH10-9-4H#4 |                | Wunder-Bar | BUTTERFLY PLATE                             |                     | EA | PART           | <input type="checkbox"/> |
|     | PH10-9-4H7  | PH10-9-4H7  |                | Wunder-Bar | RH BUTTERFLY<br>SPECIAL                     |                     | EA | PART           | <input type="checkbox"/> |
|    | PH10-9-4H8  | PH10-9-4H8  |                | Wunder-Bar | LH BUTTERFLY<br>SPECIAL                     |                     | EA | PART           | <input type="checkbox"/> |
|   | PH10-9-4HL  | PH10-9-4HL  | 1031524        | Wunder-Bar | 4HL BUTTERFLY<br>PLATE                      | 4 HOLE LEFT         | EA | PART           | <input type="checkbox"/> |
|   | PH10-9-4HR  | PH10-9-4HR  | 1031525        | Wunder-Bar | 4HR BUTTERFLY<br>PLATE                      | 4 HOLE RIGHT        | EA | PART           | <input type="checkbox"/> |
|  | PH111-29    | PH111-29    | PH10-60        | Wunder-Bar | TWIST/LOCK<br>NOZZLE (PH10-60)              |                     | EA | PART           | <input type="checkbox"/> |

| Picture   | Vendor Item | GIS Item   | Alternate Item | Vendor     | Item Description 01                                | Item Description 02     | UM | Classification   | NS                                  |
|---|-------------|------------|----------------|------------|--|-------------------------|----|------------------|-------------------------------------|
|    | PH12-98-DB  | PH12-98-DB | 2523834        | Wunder-Bar | SPLIT HEEL 12<br>BUTTON, DARK<br>BLUE              |                         | EA | PART             | <input type="checkbox"/>            |
|     | PH14-30-E   | PH14-30    | 1031554        | Wunder-Bar | O-RING, DIFFUSER<br>12/14 BUTTON<br>BARGUN         |                         | EA | O-Ring           | <input type="checkbox"/>            |
|    | PH14-98-DB  | PH14-98-DB | 2523835        | Wunder-Bar | SPLIT HEEL 14<br>BUTTON, DARK<br>BLUE              |                         | EA | PART             | <input type="checkbox"/>            |
|    | PH-2        | PH-2       | 1010793        | Wunder-Bar | BUTTON PLATE<br>(OBS)                              | SHOWS (26) IN<br>STOCK. | EA | PART             | <input type="checkbox"/>            |
|    | PM10-101    |            | 2515259        | Wunder-Bar | SCREW, MANIFOLD<br>SHUTOFF,<br>Santoprene          |                         | EA | PART             | <input checked="" type="checkbox"/> |
|    | PM10-11     | PM10-11    | 1031589        | Wunder-Bar | FITTING, A, SS, 3/8"<br>Bb, SHORT INLET<br>FITTING |                         | EA | Fitting, General | <input type="checkbox"/>            |
|   | PM10-12     | PM10-12    | 1031590        | Wunder-Bar | FITTING, A, SS, 3/8"<br>Bb, LONG INLET<br>FITTING  |                         | EA | Fitting, General | <input type="checkbox"/>            |
|   | PM10-127    | PM10-127   | 2542324        | Wunder-Bar | 90 DEGREE<br>MANIFOLD<br>ADAPTER                   | 8-10 BUTTON             | EA | PART             | <input type="checkbox"/>            |
|  | PM10-128-K  | PM10-128-K | 2571871        | Wunder-Bar | SHUT-OFF SCREW<br>M4 BLACK                         |                         | EA | PART             | <input type="checkbox"/>            |
|  | PM10-13     | PM10-13    | 1031591        | Wunder-Bar | FITTING, L, SS, 1/4"<br>ID Bb, INLET               |                         | EA | Fitting, General | <input type="checkbox"/>            |

Non-Stocked,  
Lead Time

| Picture   | Vendor Item      | GIS Item         | Alternate Item | Vendor     | Item Description 01                  | Item Description 02                       | UM | Classification   | NS                                  |
|---|------------------|------------------|----------------|------------|--------------------------------------|---|----|------------------|-------------------------------------|
|    | PM10-13          | PM-1             | 1031591        | Wunder-Bar | FITTING, L, SS, 1/4"<br>ID Bb, INLET | DUPLICATE PART #<br>of PM10-13            | EA | Fitting, General | <input type="checkbox"/>            |
|     | PM10-139-M4      | PM10-139-M4      | 2581822        | Wunder-Bar | MODULE CLIP, M4                      |   | EA | PART             | <input type="checkbox"/>            |
|    | PM10-14          | PM10-14          | 1031592        | Wunder-Bar | O-RING, INLET<br>FITTING             | * REPLACED BY<br>OEM Part # PM10-<br>14-E | EA | O-Ring           | <input type="checkbox"/>            |
|    | PM10-14-E        |                  | 2615510        | Wunder-Bar | O-RING, INPUT<br>FITTING             |   | EA | O-Ring           | <input checked="" type="checkbox"/> |
|     | PM10-15          | PM-7             |                | Wunder-Bar | KWIK KLIP (PM10-<br>15) (OBS)        | SHOWS (10) IN<br>STOCK.                   | EA | PART             | <input type="checkbox"/>            |
|     | PM10-16          | PM10-16          |                | Wunder-Bar | KWIK CLIP,<br>NARROW,<br>UNIVERSAL   |   | EA | PART             | <input type="checkbox"/>            |
|   | PM10-16-K-<br>M4 | PM10-16-K-<br>M4 | 2571874        | Wunder-Bar | KWIK KLIP, M4<br>BLACK               |   | EA | PART             | <input type="checkbox"/>            |
|   | PM10-38          | PM10-38          | 1031616        | Wunder-Bar | PARTS KIT SERIES 2<br>(OBS)          | * REPLACED by<br>OEM # M4-PARTS           | EA | PART             | <input type="checkbox"/>            |
|   | PM10-39          | PM10-39          | 1031618        | Wunder-Bar | KWIK MOUNT (OBS)                     | * REPLACED by<br>OEM Part # PM10-<br>83   | EA | PART             | <input type="checkbox"/>            |
|  | PM10-41          | PM10-41          | 1031621        | Wunder-Bar | DRIP CUP ONLY,<br>POSTMIX            |   | EA | PART             | <input type="checkbox"/>            |

Non-Stocked,  
Lead Time

| Picture  | Vendor Item | GIS Item    | Alternate Item | Vendor     | Item Description 01                         | Item Description 02          | UM | Classification   | NS                                  |
|--|-------------|-------------|----------------|------------|---|------------------------------|----|------------------|-------------------------------------|
|    | PM10-44     | PM10-44     | 1031624        | Wunder-Bar | LOCK BOX (10 & 12 BUTTON)                   |                              | EA | PART             | <input type="checkbox"/>            |
|   | PM10-47     | PM10-47     |                | Wunder-Bar | FITTING, A, SS, 1/4" Bb, LONG INLET FITTING |                              | EA | Fitting, General | <input type="checkbox"/>            |
|    | PM10-49     | PM10-49     |                | Wunder-Bar | BRIX MANIFOLD (8 BUTTON)                    |                              | EA | PART             | <input type="checkbox"/>            |
|    | PM10-49-M4  |             | 2614879        | Wunder-Bar | MANIFOLD, M4, BRIX, COMPLETE, 8-BUTTON      |                              | EA | PART             | <input checked="" type="checkbox"/> |
|    | PM10-51-M4  | PM10-51     | 1031633        | Wunder-Bar | COMPLETE BRIX MANIFOLD (10 Button)          |                              | EA | PART             | <input type="checkbox"/>            |
|   | PM10-53     | PM10-53     | 1031636        | Wunder-Bar | FITTING, L, SS, 3/8" Bb, LONG INLET         |                              | EA | Fitting, General | <input type="checkbox"/>            |
|   | PM10-5-M4   | PM10-5-M4-C | 2571870        | Wunder-Bar | INPUT MODULE MARK 4 STANDARD                |                              | EA | PART             | <input type="checkbox"/>            |
|  | PM10-5-P    | PM10-5      | 1031631        | Wunder-Bar | INPUT MODULE, DISCONNECT MANIFOLD           |                              | EA | PART             | <input type="checkbox"/>            |
|  | PM10-5-QD   | PM10-5-QD   |                | Wunder-Bar | INPUT MODULE, QUICK DISCONNECT              |                              | EA | PART             | <input type="checkbox"/>            |
|  | PM10-6      | PM-6        | 1031643        | Wunder-Bar | O-RING, SCREW (PM10-6)                      | * REPLACED BY OEM # PM10-6-E | EA | O-Ring           | <input type="checkbox"/>            |









Non-Stocked,  
Lead Time

| Picture   | Vendor Item | GIS Item   | Alternate Item | Vendor     | Item Description 01                    | Item Description 02               | UM | Classification   | NS                                  |
|---|-------------|------------|----------------|------------|--|-----------------------------------|----|------------------|-------------------------------------|
|    | PM10-6-E    |            |                | Wunder-Bar | O-RING, MANIFOLD BRIX SCREW            |                                   | EA | O-Ring           | <input checked="" type="checkbox"/> |
|    | PM10-7      | PM-9       | 1031653        | Wunder-Bar | BRIX SCREW (PM10-7)                    |                                   | EA | PART             | <input type="checkbox"/>            |
|    | PM10-8      | PM-8       | 1031663        | Wunder-Bar | SHUT-OFF SCREW (PM10-8) (OBS)          | * REPLACED by OEM Part # PM10-101 | EA | PART             | <input type="checkbox"/>            |
|     | PM10-83     |            | 1031667        | Wunder-Bar | KIT, MOUNT, MOLDED, KWIK, MARK 4       | FLOW REGULATOR AND STANDARD       | EA | PART             | <input checked="" type="checkbox"/> |
|     | PM10-84-M4  |            |                | Wunder-Bar | KIT, M4, MOUNT, KWIK, FLOW             |                                   | EA | PART             | <input checked="" type="checkbox"/> |
|    | PM10-9      | PM10-9     | 1031672        | Wunder-Bar | FITTING, A, SS, 1/4" Bb, INLET FITTING |                                   | EA | Fitting, General | <input type="checkbox"/>            |
|   | PX-3        | PX-3       | 1031863        | Wunder-Bar | HANDLE HEEL PMX                        |                                   | EA | PART             | <input type="checkbox"/>            |
|   | PX-30       | PX-30      | 1031864        | Wunder-Bar | COLD PLATE SHIELD (PREMIX) W/          | COLD PLATE MOUNTING HARDWARE      | EA | PART             | <input type="checkbox"/>            |
|   | PX-37       | PX-37      | 1031872        | Wunder-Bar | HOSE HANGER KIT, STANDARD              |                                   | EA | PART             | <input type="checkbox"/>            |
|  | PX-6        | PX-6-BLANK |                | Wunder-Bar | PREMIX BUTTON, BLANK (OBS)             | * REPLACED BY OEM # PX74-192      | EA | PART             | <input type="checkbox"/>            |

Non-Stocked, Lead Time

Non-Stocked, Lead Time

Non-Stocked, Lead Time

| Picture   | Vendor Item      | GIS Item         | Alternate Item | Vendor     | Item Description 01                  | Item Description 02                       | UM | Classification      | NS                       |
|---|------------------|------------------|----------------|------------|--------------------------------------|---|----|---------------------|--------------------------|
|    | WB-BB-500-1      | WB-BB-500-1      |                | Wunder-Bar | WUNDERBAR BEER BOSS CHILLER          |   | EA | Prechiller          | <input type="checkbox"/> |
|    | WB-CD-1-3-SS-CT  | WB-CD-1-3-SS-CT  |                | Wunder-Bar | WUNDERBAR CONDIMENT DISPENSER        |   | EA | Condiment Dispenser | <input type="checkbox"/> |
|    | WBM-10620-RED    | WBM-10620-RED    |                | Wunder-Bar | 10 BUTTON BARGUN, RED (OBS)          | 6 CARB / 2 NON-CARB. SHOWS (3) IN STOCK.  | EA | Bar-Gun             | <input type="checkbox"/> |
|    | WBM-110-2.5      | WBM-110-II.5     | 1044339        | Wunder-Bar | 1-PRODUCT ENERGY GUN W/ BARRIER HOSE |   | EA | Bar-Gun             | <input type="checkbox"/> |
|    | WBM-1-PM-FF      | WBM-1-PM-FF      | 1031346        | Wunder-Bar | 1-PRODUCT FAST FLOW BARGUN, BLACK    | 1-NON CARB, POSTMIX                       | EA | Bar-Gun             | <input type="checkbox"/> |
|    | WBM-1-PM-FF-FM-5 | WBM-1-PM-FF-FM-5 |                | Wunder-Bar | 1-PRODUCT FAST FLOW BARGUN (60")     | 1-NON CARB, (SYRUP FC / H2O BSI), POSTMIX | EA | Bar-Gun             | <input type="checkbox"/> |
|   | WBM-2-PM-FF      | WBPM-2-FF        |                | Wunder-Bar | 2-PRODUCT FAST FLOW BARGUN, 36"      | 1-NON CARB, POSTMIX                       | EA | Bar-Gun             | <input type="checkbox"/> |
|  | WBM-2-PM-FF-FM-5 | WBM-2-PM-FF-FM-5 |                | Wunder-Bar | 2-PRODUCT FAST FLOW BARGUN (60")     | 1-NON CARB, POSTMIX                       | EA | Bar-Gun             | <input type="checkbox"/> |
|  | WBM-2-PM-FF-FM-7 | WBM-2-PM-FF-FM-7 |                | Wunder-Bar | 2-PRODUCT FAST FLOW BARGUN (84")     | 1-NON CARB, (SYRUP FC / H2O BSI), POSTMIX | EA | Bar-Gun             | <input type="checkbox"/> |
|  | WB-PMX-5         | WB-PMX-5         | 1031314        | Wunder-Bar | 5-BUTTON PREMIX BARGUN, BLACK        |   | EA | Bar-Gun             | <input type="checkbox"/> |

| Picture   | Vendor Item     | GIS Item        | Alternate Item | Vendor     | Item Description 01                 | Item Description 02 | UM | Classification | NS                       |
|---|-----------------|-----------------|----------------|------------|-------------------------------------|---------------------|----|----------------|--------------------------|
|   | WB-PMX-5-SHIELD | WB-PMX-5-SHIELD |                | Wunder-Bar | 5 BUTTON PREMIX GUN W/ SHIELD (OBS) | SHOWS (3) IN STOCK. | EA | Bar-Gun        | <input type="checkbox"/> |
|  | WB-RT-4-N       | WB-RT-4-N       |                | Wunder-Bar | 4-FLAVOR VARIETY TEA TOWER (VTT)    | GOLD PEAK BRANDED   | EA | Tea Dispenser  | <input type="checkbox"/> |