

PROJECT: \_\_\_\_\_  
 ITEM # \_\_\_\_\_ QTY: \_\_\_\_\_  
 MODEL # \_\_\_\_\_  
 AIA # \_\_\_\_\_ SIS # \_\_\_\_\_


## ELEVATION SERIES™ CUBE ICE MAKER

### CIM0530HR49



#### Features and Benefits

- Modular design for flexible application and easy installation on top of bins or dispensers.
- Easy to clean with front facing evaporator.
- Dishwasher safe plastic components (up to 180°F).
- Easy and quick cleaning reducing operating costs.
- Simple to service with many common parts across all CIM machines.
- Harvest Assist provides consistent ice production for the life of the ice maker while reducing energy consumption and increasing capacity.
- Electroless nickel plating on all evaporator plates ensures reliability and durability.
- Constructed from corrosion-resistant and fingerprint-proof aluminum.
- Pairs with RC100C49 remote condenser and precharged linesets: RL49-25, RL49-40, and RL49-75.



ICE FORMS	
HALF CUBE	3/8 x 7/8 x 7/8 in.
	10 x 22 x 22 mm

BIN CHART									
Model #	B40	B42	B55	B700-30	B110	B1000-48	B1300-48	B1325-60	B1660-60
capacity	344 lbs (156 kg)	351 lbs (160 kg)	510 lbs (232 kg)	680 lbs (308 kg)	854 lbs (388 kg)	1,000 lbs (454 kg)	1,320 lbs (599 kg)	1,325 lbs (601 kg)	1,660 lbs (753 kg)
width	30 in (762 mm)	22 in (559 mm)	30 in (762 mm)	30 in (762 mm)	48 in (1,219 mm)	48 in (1,219 mm)	48 in (1,219 mm)	60 in (1,524 mm)	60 in (1,524 mm)
Kit for combining wider bins with smaller models	Kit Not Required	Not Compatible	Kit Not Required	Kit Not Required	BPF-1	Kit Not Required	Kit Not Required	Kit Not Required	Kit Not Required

See Ice-O-Matic Price List for Adapter Kits to combine ice makers with most available ice/beverage dispensers.

#### Warranty

- Ice Maker: **3 years parts and labor**
- Evaporator and Compressor: **5 years parts**
- Evaporator: **7 Years Parts and Labor** (if enrolled in the filter program)

#### Options & Accessories

- KSI-1 - Safe Ice Module
- KCUBEDISPB for ice level control for a dispenser - verify adaptor with disp. manufacturer
- RC100C49 remote condenser

#### Water Filter

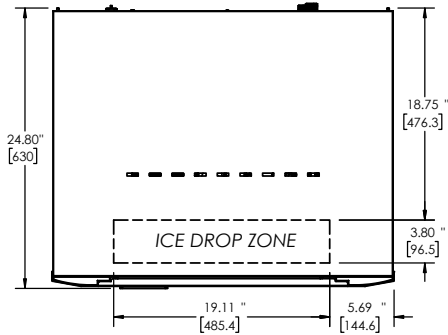
- Manifold System IFQ1-XL gets replacement filter IOMQXL (1)



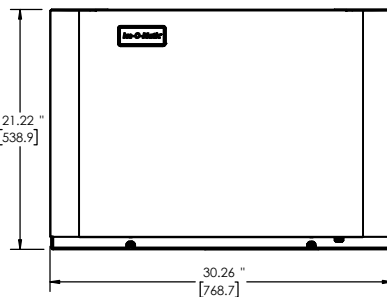
CIM0530HR49 shown atop of bin B55 (sold separately)

Line drawing note: Numbers with quote symbol " are in inches. Numbers enclosed in [brackets] are in millimeters.


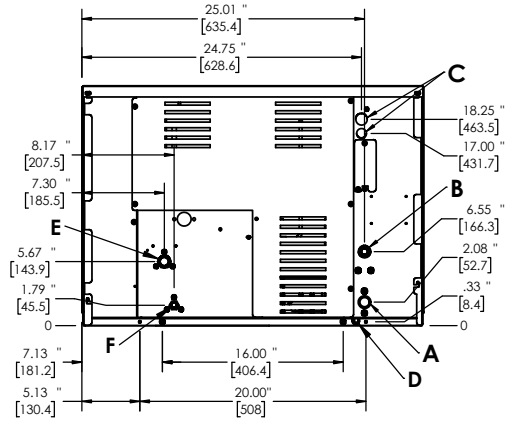
PLAN / TOP VIEW



ELEVATION / FRONT VIEW

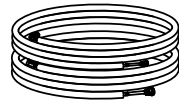


UTILITIES / BACK VIEW



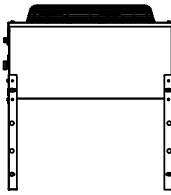
ICE MAKER

+



LINE SET

+



REMOTE CONDENSER

Remote Cooled

- A. Ice Maker Drain, 3/4" FPT
- B. Ice Maker Potable Water Inlet, 3/8" FPT
- C. Electrical Connection, Ø.875" [22.2] (2)
- D. Condensate Base Drain, Ø.50" [12.7]
- E. Remote Condenser Discharge Line, 1/2" male quick connect for line set
- F. Remote Condenser Liquid Line, 3/8" male quick connect for line set

SPECIFICATIONS	
Model	CIM0530HR49
Condensing Type	Remote
Voltage/Hertz/Phase	115/60/1
Min. Circuit Amp	20.1 A
Max Breaker Size	30 A
KWH per 100 lbs of ice at 70°F air / 50°F water	5
KWH per 100 lbs of ice at 90°F air / 70°F water	5.99
BTU (approx per hour)	8110
Number of Wires	3 (including ground)
Refrigerant	R449A
Refrigeration Charge	125 oz
<b>Ice Production per 24 hrs</b>	
70° air / 50° water lbs (kg)	90° air / 70° water lbs (kg)
500 (227)	422 (191)
<b>Water Usage gallons per 100 lbs of ice 90°F air / 70°F water</b>	
Potable	Condenser
17.1	N/A

OPERATING REQUIREMENTS		
	MINIMUM	MAXIMUM
Ambient Temp. Range Air	50°F (10°C)	100°F (38°C)
Water Temp	40°F (4°C)	100°F (38°C)
Water Pressure	20 PSIG (1.4 BAR)	80 PSIG (5.5 BAR)
DIMENSIONS		
Unit Width	30.25 in.	768.35 mm
Unit Depth	24.25 in.	615.95 mm
Unit Height	21.25 in.	539.75 mm
Shipping Weight	173 lbs / 78 kg	
Shipping Dimensions (in.)	33 (W) x 27 (D) x 27 (H)	
Shipping Dimensions (mm)	838.2 (W) x 685.8 (D) x 685.8 (H)	