

PROJECT: _____
 ITEM # _____ QTY: _____
 MODEL # _____
 AIA # _____ SIS # _____


QUARTZ ICE MAKER

HEM0650R49



Features and Benefits

- New harder Quartz nugget for better dispensing and slower melt rate.
- Uses R449 for a future-proof refrigerant.
- Cools beverages faster and longer while maintaining flavors better.
- Decreased water and power usage compared to cube ice makers.
- Load monitoring system constantly checks workload on gearbox shutting down system before a problem develops and preventing costly repairs.
- Water sensor eliminates low or no water failures and operates in adverse water conditions.
- Rugged stainless-steel evaporator assembly ensures reliability.
- Maintenance-free, industrial-grade double roller bearings.
- Heavy-duty gearbox provides years of trouble-free service.
- Built-in, non-contact ice detection fail safe automatic shutoff.



ICE FORMS	
QUARTZ NUGGETS	1/2" x 3/4" x 1/2"
	12.7 x 19.1 x 12.7 mm



BIN CHART									
Model #	B40	B42	B55	B700-30	B110	B1000-48	B1300-48	B1325-60	B1660-60
capacity	344 lbs (156 kg)	351 lbs (160 kg)	510 lbs (232 kg)	680 lbs (308 kg)	854 lbs (388 kg)	1,000 lbs (454 kg)	1,320 lbs (599 kg)	1,325 lbs (601 kg)	1,660 lbs (753 kg)
width	30 in (762 mm)	22 in (559 mm)	30 in (762 mm)	30 in (762 mm)	48 in (1,219 mm)	48 in (1,219 mm)	48 in (1,219 mm)	60 in (1,524 mm)	60 in (1,524 mm)
Kit for combining wider bins with smaller models	KBT19	KBT24	KBT19	Kit Not Required	KBT23	Kit Not Required	Kit Not Required	Kit Not Required	Kit Not Required

See Ice-O-Matic Price List for Adapter Kits to combine ice makers with most available ice/beverage dispensers.



HEM0650R49 shown atop of bin B42 (sold separately)

Warranty

- Ice Maker: **3 Years Parts and Labor**
- Compressor: **5 Years Parts**

Options & Accessories

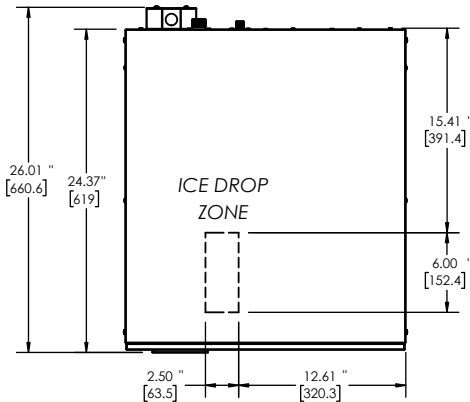
- KGEMDISPB for ice level control for a dispenser -verify adaptor with disp. manufacturer
- Pairs with RC100G49 remote condenser

Water Filter

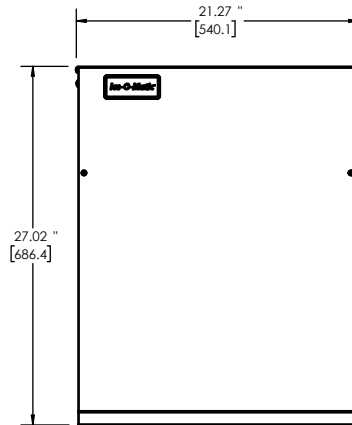
- Manifold System IFQ1 gets replacement filter IOMQ (1)

Line drawing note: Numbers with quote symbol " are in inches. Numbers enclosed in [brackets] are in millimeters.

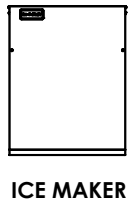
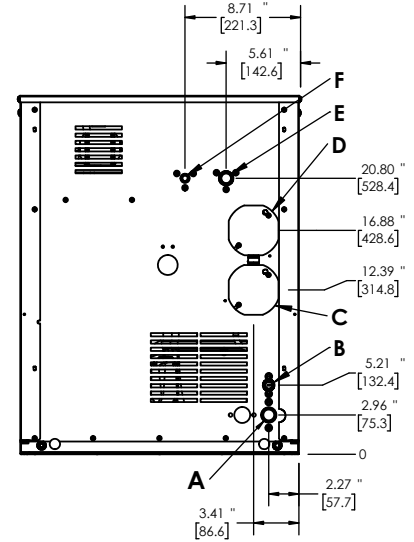
PLAN / TOP VIEW



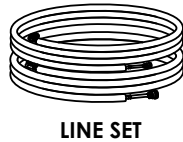
ELEVATION / FRONT VIEW




UTILITIES / BACK VIEW



+



+



Remote Cooled

- A. Ice Maker Drain, 3/4" FPT
- B. Ice Maker Potable Water Inlet, 3/8" FPT
- C. Electrical Connection, Junction Box
- D. Remote Condenser Electrical, Junction Box
- E. Remote Condenser Discharge Line, 1/2" male quick connect for line set
- F. Remote Condenser Liquid Line, 3/8" male quick connect for line set

SPECIFICATIONS	
Model	HEM0650R49
Condensing Type	Remote
Voltage/Hertz/Phase	115/60/1
Min. Circuit Amp	23.9 A
Max Breaker Size	35 A
KWH per 100 lbs of ice at 70°F air / 50°F water	6.0
KWH per 100 lbs of ice at 90°F air / 70°F water	6.6
BTU (approx per hour)	10760
Number of Wires	3 (including ground)
Refrigerant	R449A
Refrigeration Charge	201 oz
Ice Production per 24 hrs	
70° air / 50° water lbs (kg)	90° air / 70° water lbs (kg)
500 (227)	410 (186)
Water Usage gallons per 100 lbs of ice 90°F air / 70°F water	
Potable	Condenser
12	N/A

OPERATING REQUIREMENTS		
	MINIMUM	MAXIMUM
Ambient Temp. Range Air	50°F (10°C)	100°F (38°C)
Water Temp	40°F (4°C)	100°F (38°C)
Water Pressure	20 PSIG (1.4 BAR)	80 PSIG (5.5 BAR)

DIMENSIONS		
Unit Width	21 in.	533 mm
Unit Depth	24 in.	610 mm
Unit Height	27 in.	686 mm
Shipping Weight	209 lbs / 95 kg	
Shipping Dimensions (in.)	27 (W) x 24 (D) x 32 (H)	
Shipping Dimensions (mm)	685.8 (W) x 609.6 (D) x 812.8 (H)	