

# INSTRUCTIONS

---

## Sonar Ice Level to Bin Thermostat Conversion Kit (SCN60)

---

### Installation:

1. Depress and hold the Off button until the machine shuts Off (Status light will go out).
2. Remove ice machine from cabinet in order to access the back panel.
3. Disconnect power to machine at wall or at breaker.

---

**Note: Confirm machine is installed on a dedicated circuit as specified in the manual.**


---

4. Turn off water supply.
5. Remove the two screws securing the top panel and remove from machine.



6. Remove all screws securing the back panel and remove from machine.





---

**Tip: Push the side of the harness with 2 spade connectors through the chase from the front of the machine to the back. The existing wire may need to be wiggled while pushing to get the yellow wires through.**


---

10. Carefully uncoil the new bin thermostat capillary tube. Measure and make a mark 14" from the tip of the cap tube. Slide clear sheath over cap tube.


---

**Note: Cap tube is fragile. Handle with care, avoid sharp bends, and do not kink.**

---



11. Route capillary tube of bin thermostat through next to the condenser. At the back of the machine locate scoop holder on left side of machine. (scoop holder may be slightly covered by insulation of line set). Insert cap tube with sheath in to scoop holder at least 14". (use mark on cap tube



15. Check all tubing and drain connections for any leaks and then reassemble machine.
16. Turn power and water supply back on. Press the ON button to restart ice production.
17. Monitor ice production and check for leaks.
18. Verify bin stat is operating properly. While machine is making ice, place some ice on the scoop holder. Machine should shut off and stop making ice.

---

**Note: Bin thermostat is factory set and should not be adjusted unless machine is installed at elevations of 3,000 feet or higher. Use below table for adjustment:**

---

<b>Altitude (feet)</b>	<b>Counter Clockwise Rotation from 12:00</b>
3,000	10:45
4,000	10:30
6,000	9:45
8,000	9:00
10,000	8:00

Scan QR Code for How To Video:  
Bin Thermostat Adjustments at High Altitudes

